



ASUS Phone

IN SEARCH OF INCREDIBLE

User Guide

NA22281

Model: ASUS_AI2302



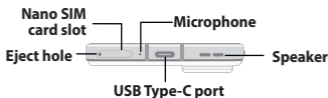
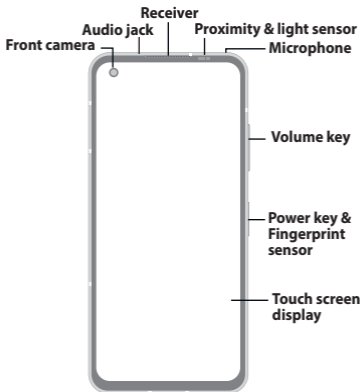
ASUS Phone (Mobile Phone)

Model: ASUS_AI2302

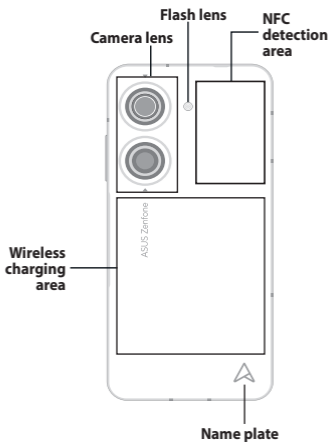
Before you start, ensure that you have read all the safety information and operating instructions in this **User Guide** to prevent injury or damage to your device.

NOTE: For the complete E-Manual and more detailed information, refer to <https://www.asus.com/support/>.

Front and side features



Rear features



NOTE: The input voltage range between the wall outlet and this adapter is AC 100V - 240V. The output voltage of the AC power adapter for this device is +5V-10V $\overline{=}$ 3A, 30W.

Charge your ASUS Phone wirelessly

You can purchase a Qi-certified wireless charger to charge your ASUS Phone wirelessly.

If you use your ASUS Phone during charging, charging may slow down or even stop to protect the battery. Using certain apps while charging may stop charging or affect charging functionality.

When charging wirelessly, be sure to remove any coverings, cases or any phone accessories, and be aware of the following:

- Do not place any conductive materials such as metal parts and magnets between your ASUS Phone and the charger to avoid burns.
- Do not place credit cards, transportation cards, or key cards (RFID) on the charger to prevent them from being demagnetized or damaged.

CAUTION! If your ASUS Phone is placed on the wireless charger incorrectly, the charging time may be significantly extended.



Please follow the steps below to charge your ASUS Phone with a wireless charger:

1. Place your ASUS Phone on the wireless charger according to the charger's instructions.

NOTE: The wireless charging coils on the back of the ASUS Phone must be in contact with the charger.

2. When charging starts, the wireless charging icon will appear on the screen.
3. When charging is complete, please remove your ASUS Phone from the wireless charging stand/pad.

CAUTION! If the precautions are not followed, the device may not charge properly or may overheat.

Federal Communications Commission Statement

This device complies with part 15 of the FCC Rules. Operation is subject to the following two conditions: (1) This device may not cause harmful interference, and (2) this device must accept any interference received, including interference that may cause undesired operation.

Changes or modifications not expressly approved by the party responsible for compliance could void the user's authority to operate the equipment.

For portable operation, this device has been tested and meets FCC RF exposure guidelines. When used with an accessory that contains metal may not ensure compliance with FCC RF exposure guidelines.

FCC regulations restrict operation of this device to indoor use only.

The operation of this device is prohibited on oil platforms, cars, trains, boats, and aircraft, except that operation of this device is permitted in large aircraft while flying above 10,000 feet.

Operation of transmitters in the 5.925-7.125 GHz band is prohibited for control of or communications with unmanned aircraft systems.

This equipment has been tested and found to comply with the limits for a Class B digital device, pursuant to part 15 of the FCC Rules. These limits are designed to provide reasonable protection against harmful interference in a residential installation. This equipment generates, uses and can radiate radio frequency energy and, if not installed and used in accordance with the instructions, may cause harmful interference to radio communications. However, there is no guarantee that interference will not occur in a particular installation. If this equipment does cause harmful interference to radio or television reception, which can be determined by turning the equipment off and on, the user is encouraged to try to correct the interference by one or more of the following measures:

- Reorient or relocate the receiving antenna.
- Increase the separation between the equipment and receiver.
- Connect the equipment into an outlet on a circuit different from that to which the receiver is connected.
- Consult the dealer or an experienced radio/TV technician for help.

The antenna(s) used for this transmitter must not be co-located or operated in conjunction with any other antenna or transmitter.

The country code selection is for non-US models only and is not available to all US models. Per FCC regulation, all WiFi products that are marketed in US must be fixed to US-operated channels only.

The responsible party within the USA per 47 CFR Part 2.1077(a) (3):

ASUS COMPUTER INTERNATIONAL (America)

Address: 48720 Kato Rd., Fremont, CA 94538, USA

Telephone: +1-510-739-3777

RF Exposure Information (SAR)

This device has been tested and meets applicable limits for Radio Frequency (RF) exposure.

Specific Absorption Rate (SAR) refers to the rate at which the body absorbs RF energy. SAR limits are 1.6 Watts per kilogram (over a volume containing a mass of 1 gram of tissue) in countries that follow the United States FCC limit and 4.0 W/kg (averaged over 10 grams of tissue) in countries that follow the Council of the United States limit. Tests for SAR are conducted using standard operating positions with the device transmitting at its highest certified power level in all tested frequency bands.

To reduce exposure to RF energy, use a hands-free accessory or other similar option to keep this device away from your head and body. Carry this device at least 15 mm away from your body to ensure exposure levels remain at or below the as-tested levels. Choose the belt clips, holsters, or other similar body-worn accessories which do not contain metallic components to support operation in this manner. Cases with metal parts may change the RF performance of the device, including its compliance with RF exposure guidelines, in a manner that has not been tested or certified, and use such accessories should be avoided.

The highest FCC SAR values for the device (ASUS_AI2302) are as follows:

- Head: 1.195 W/Kg
- Body-worn: 0.939 W/kg
- Hotspot mode: 1.191 W/kg

The FCC has granted an Equipment Authorization for this device with all reported SAR levels evaluated as in compliance with the FCC RF exposure guidelines. SAR information on this device is on file with the FCC and can be found under the Display Grant section of www.fcc.gov/oet/ea/fccid after searching on FCC ID: MSQA12302.

Prevention of Hearing Loss

To prevent possible hearing damage, do not listen at high volume levels for long periods.



High sound pressure!

To prevent possible hearing damage, do not listen at high volume levels for long periods.

A pleine puissance, l'écoute prolongée du baladeur peut endommager l'oreille de l'utilisateur.

For France, headphones/earphones for this device are compliant with the sound pressure level requirement laid down in the applicable EN 50332-1:2013 and/or EN50332-2:2013 standard required by French Article L.5232-1.

Safety information

CAUTION! Use of controls or adjustments or performance of procedures other than those specified herein may result in hazardous radiation exposure.

ASUS Phone care

- Use your ASUS Phone in an environment with ambient temperatures between 0 °C (32 °F) and 35 °C (95 °F).
- Use a cleaning cloth with water to wipe the surface of the phone. Do not apply alcohol, organic solvents, detergent or use high-pressure sprayer to avoid damage.
- Sudden changes in temperature can cause condensation or fogging on the lens. If this occurs, place the phone at room temperature or in a dry environment and wait until the moisture has dried before using it. In cold areas, keep the phone in a warmer place such as an inside pocket can prevent condensation.

The battery

WARNING: Disassembling the battery by yourself will void its warranty and may cause serious harm.

Your ASUS Phone is equipped with a high performance non-detachable Li-polymer battery. Observe the maintenance guidelines for a longer battery life.

- Do not remove the non-detachable li-polymer battery as this will void the warranty.
- Avoid charging in extremely high or low temperature. The battery performs optimally in an ambient temperature of +5 °C to +35 °C.
- Do not remove and replace the battery with a non-approved battery.
- Use only ASUS battery. Using a different battery may cause physical harm/injury and may damage your device.
- Do not remove and soak the battery in water or any other liquid.
- Never try to open the battery as it contains substances that might be harmful if swallowed or allowed to come into contact with unprotected skin.
- Do not remove and short-circuit the battery, as it may overheat and cause a fire. Keep it away from jewelry or metal objects.
- Do not remove and dispose of the battery in fire. It could explode and release harmful substances into the environment.
- Do not remove and dispose of the battery with your regular household waste. Take it to a hazardous material collection point.
- Do not touch the battery terminals.
- To avoid fire or burns, do not disassemble, bend, crush, or puncture the battery.

NOTES:

- Risk of explosion if battery is replaced by an incorrect type.
 - Dispose of used battery according to the instructions.
-

The charger

- Use only the charger supplied with your ASUS Phone.
- Never pull the charger cord to disconnect it from the power socket. Pull the charger itself.

Caution

Your ASUS Phone is a high quality piece of equipment. Before operating, read all instructions and cautionary markings on the AC Adapter.

- Do not use the ASUS Phone in an extreme environment where high temperature or high humidity exists. The ASUS Phone performs optimally in an ambient temperature between 0 °C (32°F) and 35 °C (95 °F).
- Do not disassemble the ASUS Phone or its accessories. If service or repair is required, return the unit to an authorized service center. If the unit is disassembled, a risk of electric shock or fire may result.
- Do not short-circuit the battery terminals with metal items.

Operator access with a tool

If a TOOL is necessary to gain access to an OPERATOR ACCESS AREA, either all other compartments within that area containing a hazard shall be inaccessible to the OPERATOR by the use of the same TOOL, or such compartments shall be marked to discourage OPERATOR access.

General Usage (typical body-worn) (for Japan)

This device (front & rear side) should be operated under a separation distance of 15 mm or more from the human body.

* The other four sides are not in close proximity to the human body at the general use as described above.

ASUS Recycling/Takeback Services

ASUS recycling and takeback programs come from our commitment to the highest standards for protecting our environment. We believe in providing solutions for you to be able to responsibly recycle our products, batteries, other components as well as the packaging materials. Please go to <http://csr.asus.com/english/Takeback.htm> for detailed recycling information in different regions.

Proper disposal



Risk of explosion if battery is replaced by an incorrect type. Dispose of used batteries according to the instructions.



DO NOT throw the battery in municipal waste. The symbol of the crossed out wheeled bin indicates that the battery should not be placed in municipal waste.



DO NOT throw this product in municipal waste. This product has been designed to enable proper reuse of parts and recycling. The symbol of the crossed out wheeled bin indicates that the product (electrical, electronic equipment and mercury-containing button cell battery) should not be placed in municipal waste. Check local regulations for disposal of electronic products.



DO NOT throw this product in fire. DO NOT short circuit the contacts. DO NOT disassemble this product.

NOTE: For more legal and e-labelling information, check on your device from **Settings > System > Regulatory labels** and **Settings > System > About Phone > Legal Information**.

FCC COMPLIANCE INFORMATION

Per FCC Part 2 Section 2.1077



Responsible Party: Asus Computer International
Address: 48720 Kato Rd, Fremont, CA 94538
Phone/Fax No: (510)739-3777/(510)608-4555

hereby declares that the product

Product Name : ASUS Phone (Mobile Phone)
Model Number : ASUS_AI2302

compliance statement:

This device complies with part 15 of the FCC Rules. Operation is subject to the following two conditions: (1) This device may not cause harmful interference, and (2) this device must accept any interference received, including interference that may cause undesired operation.

Ver. 180620

ASUS

Address: 1F., No.15 Lide Rd., Beitou Dist., Taipei City 112

Tel: 886228943447

Fax: 886228907698

Declaration

We declare that the IMEI codes for this product, **ASUS Phone**, are unique to each unit and only assigned to this model. The IMEI of each unit is factory set and cannot be altered by the user and that it complies with the relevant IMEI integrity related requirements expressed in the GSM standards.

Should you have any questions or comments regarding this matter, please contact us.

Sincerely yours,

ASUSTeK COMPUTER INC.

Tel: 886228943447

Fax: 886228907698

Support: <https://www.asus.com/support/>

Copyright © 2023 ASUSTeK COMPUTER INC.

All Rights Reserved.

You acknowledge that all rights of this Manual remain with ASUS. Any and all rights, including without limitation, in the Manual or website, and shall remain the exclusive property of ASUS and/or its licensors. Nothing in this Manual intends to transfer any such rights, or to vest any such rights to you.

ASUS PROVIDES THIS MANUAL "AS IS" WITHOUT WARRANTY OF ANY KIND. SPECIFICATIONS AND INFORMATION CONTAINED IN THIS MANUAL ARE FURNISHED FOR INFORMATIONAL USE ONLY, AND ARE SUBJECT TO CHANGE AT ANY TIME WITHOUT NOTICE, AND SHOULD NOT BE CONSTRUED AS A COMMITMENT BY ASUS.

ZenTalk Fans Forum

http://www.asus.com/zentalk/global_forward.php



ASUS Warranty Information Form

IMPORTANT! Please store this card in a secured location for future reference. ASUS reserves the right to request this document before accepting repair requests. This does not affect or limit your mandatory statutory rights. Please fill in your product information in the form and attach the product serial number sticker into the box below.

Mr./Mrs./Ms/Miss: _____

Telephone Number: _____

Address: _____

E-mail: _____

Purchase Date: ____ / ____ / ____ (DD/MM/YYYY)

Dealer's Name: _____

Dealer's Telephone Number: _____

Dealer's Address: _____

Serial Number:



A. Product Warranty Period and Notice:

1. This warranty ("Commercial Warranty Period") applies for the same period as the Legal Warranty period regulated by the local government. This warranty begins at the date of delivery that is shown on the proof of purchase ("Delivery Date"). If proof of purchase cannot be provided, the manufacture date as recorded by ASUS will be deemed to be the start of the Warranty Period.
2. Accessories delivered together with the product are not covered under the warranty.
3. Please fully back up all the data stored on your product and remove any personal, confidential, or proprietary information before requesting any warranty service process. ASUS may delete any data, software, or programs installed on your product without restoring or transferring them. ASUS shall not be held liable for the permanent loss, damage, or misuse of your data.

B. Exclusions from the Warranty Service:

- (a) Damage caused to this Product(s) by you or any non-authorized third party;

- (b) The serial number of the Product, components or accessories has been altered, cancelled or removed;
 - (c) The warranty seals have been broken or altered;
 - (d) Obsolescence;
 - (e) Damage (accidental or otherwise) to the product that does not impact the product's operation and functions, such as without limitation to rust, change in color, texture or finish, wear and tear, and gradual deterioration;
 - (f) Damage to the Product caused by war, terrorism, fire, accident, natural disaster, intentional or accidental misuse, abuse, neglect or improper maintenance, and use under abnormal conditions;
 - (g) Damage to the product caused by an external electrical fault or any accident;
 - (h) Damage to the product resulting from use outside of the operation, storage parameters, or environment detailed in the User's Manual;
 - (i) Damage to the product caused by third party software or virus(es); or there is software loss or data loss that may occur during repair or replacement;
 - (j) Unusability of or damage to the product caused by contamination with hazardous substances, diseases, vermin, or radiation;
 - (k) Fraud, theft, unexplained disappearance, or damages / detrimental circumstances caused by a willful act of the customer;
 - (l) Unusability or damage to hardware of the product caused by installing and using any kind of the Unlock Device App, which is a utility that will unlock your product's boot loader but will render the warranty null and void;
 - (m) Damage caused by water or other liquid invasion;
 - (n) Damages (including but not limited to oxidized, rusted, and short-circuited) caused by charging in a humid environment, by water or other liquid invasion to phone or its accessories; and
 - (o) Damage to the Product caused by the wear and tear of water-resistant function due to daily use.
- C. **Out-of-Warranty Cases:** If the warranty period has lapsed or if any of the exclusions above apply, your request will be deemed out of warranty and a charge will incur on it.
- D. **Warranty and Support:** The warranty service may vary by country. If you make a purchase in the European Union, European Economic Area, Switzerland or certain countries in the Western Balkans, ASUS supports warranty service within warranty period in the countries above. Some countries may have fees, restrictions or additional documentation needed on the warranty service.

- E. **Abandon Property:** After your product has been repaired, or if you reject the repair, ASUS will notify you to pick up your product. If you fail to do it within a period of 90 days from ASUS' notice, ASUS reserves the right to (i) dispose the product in accordance with the applicable laws and regulations; (ii) claim damages from you, including costs associated with storage, disposal of the product and any statutory right of lien for unpaid charges.
- F. **Privacy:** ASUS conduct privacy practices on your personal data in compliance with ASUS Privacy Policy: Visit [http://www.asus.com/Terms of Use Notice Privacy Policy/Privacy Policy/](http://www.asus.com/Terms_of_Use_Notice_Privacy_Policy/Privacy_Policy/) for further information.

ASUS reserves the right to interpret the provisions of ASUS Warranty Information. The information in this ASUS Warranty Information Form may change without prior notice. To read the entire warranty information, please scan the QR code, visit ASUS Support at <http://qr.asus.com/support>, or visit the ASUS website for the country of purchase.

ASUS contact details

This warranty is provided by:

ASUSTeK Computer Inc.

1F., No. 15, Lide Rd., Beitou Dist.,
Taipei City 112

Phone: +886-2-2894-3447

