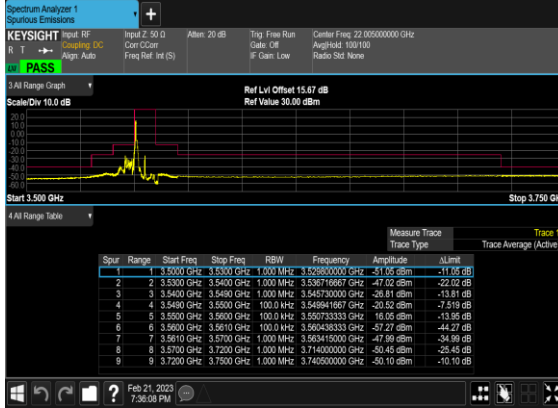
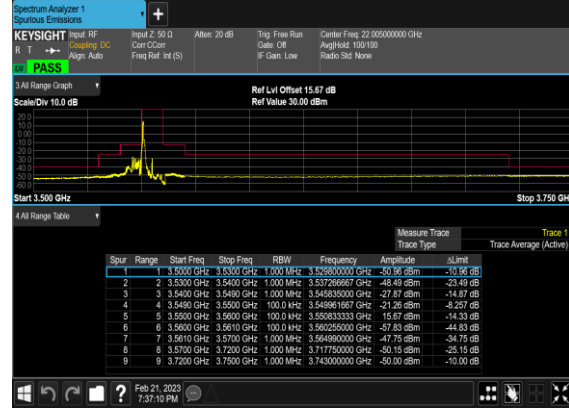


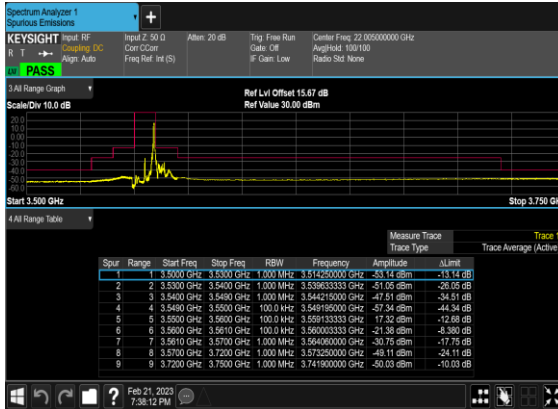
### N48(10M)\_DFT-s- OFDM\_BPSK\_Edge\_1RB\_Left\_Low\_CH



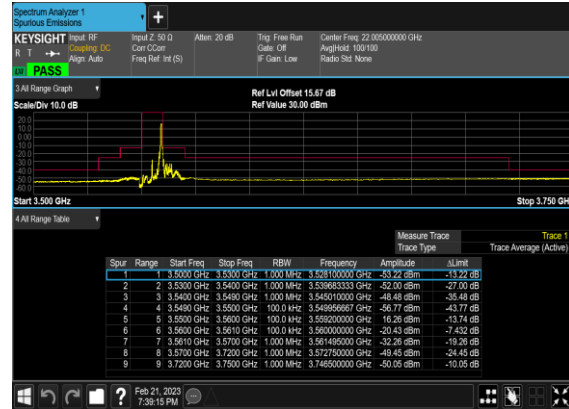
### N48(10M)\_DFT-s- OFDM\_QPSK\_Edge\_1RB\_Left\_Low\_CH



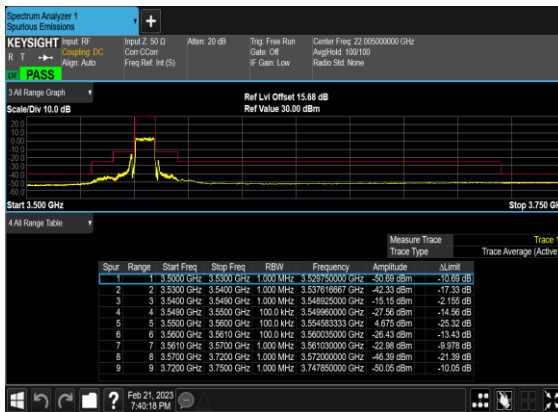
### N48(10M)\_DFT-s- OFDM\_BPSK\_Edge\_1RB\_Right\_Low\_CH



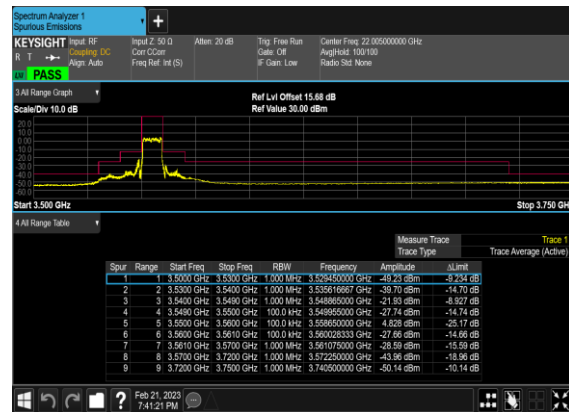
### N48(10M)\_DFT-s- OFDM\_QPSK\_Edge\_1RB\_Right\_Low\_CH



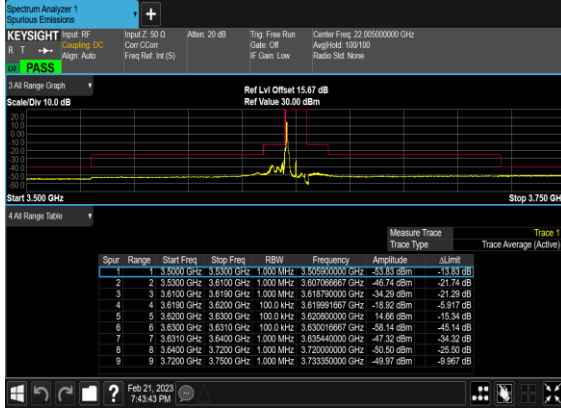
### N48(10M)\_DFT-s- OFDM\_BPSK\_Outer\_Full\_Low\_CH



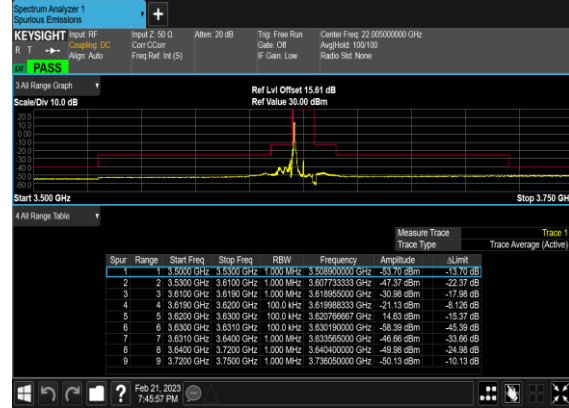
### N48(10M)\_DFT-s- OFDM\_QPSK\_Outer\_Full\_Low\_CH



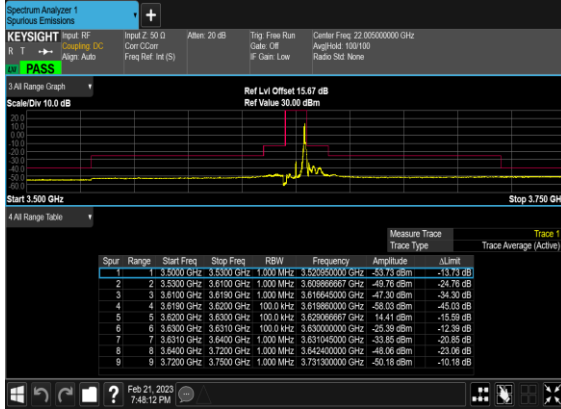
### N48(10M)\_DFT-s- OFDM\_BPSK\_Edge\_1RB\_Left\_Mid\_CH



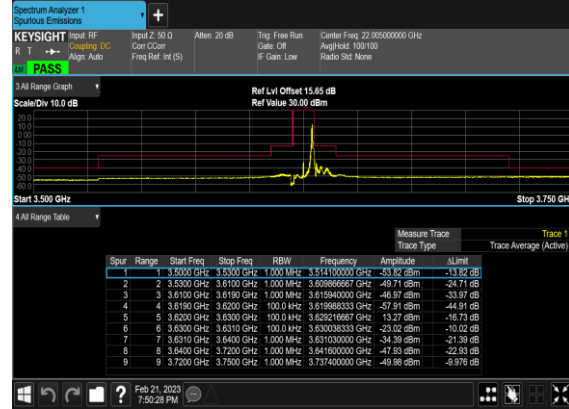
### N48(10M)\_DFT-s- OFDM\_QPSK\_Edge\_1RB\_Left\_Mid\_CH



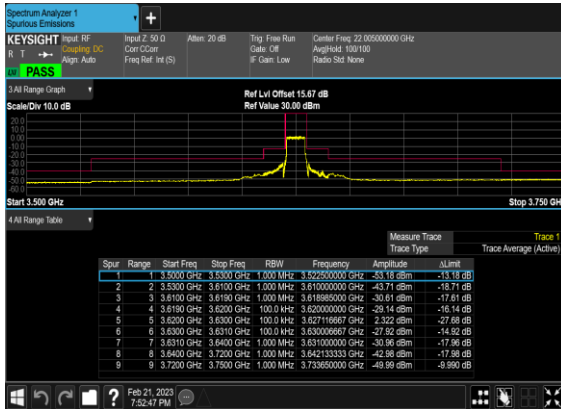
### N48(10M)\_DFT-s- OFDM\_BPSK\_Edge\_1RB\_Right\_Mid\_CH



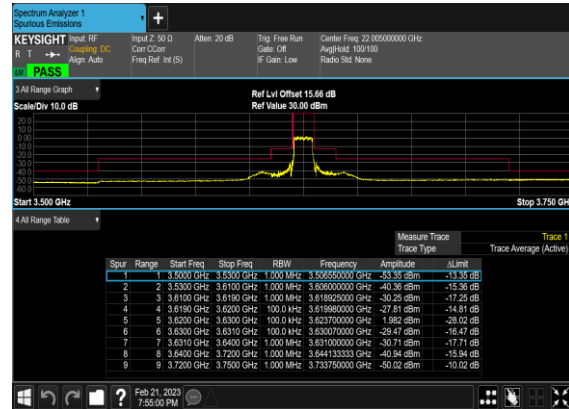
### N48(10M)\_DFT-s- OFDM\_QPSK\_Edge\_1RB\_Right\_Mid\_CH



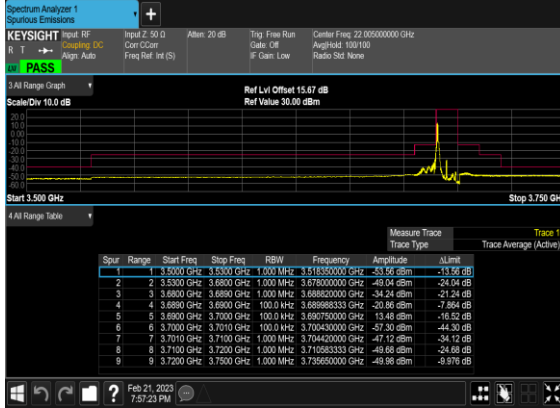
### N48(10M)\_DFT-s- OFDM\_BPSK\_Outer\_Full\_Mid\_CH



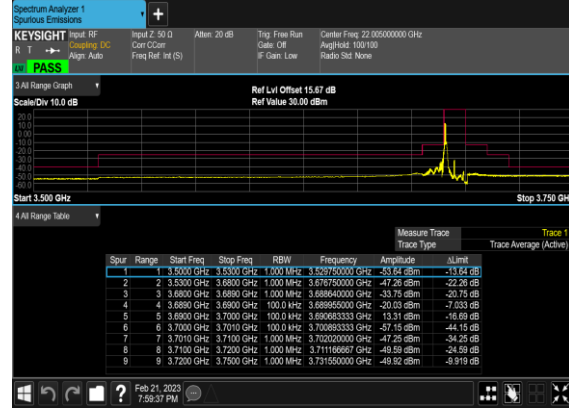
### N48(10M)\_DFT-s- OFDM\_QPSK\_Outer\_Full\_Mid\_CH



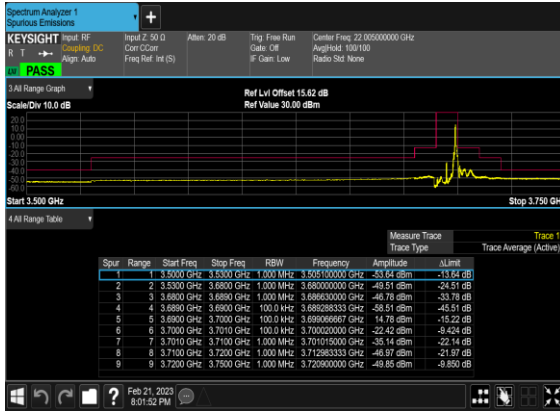
### N48(10M)\_DFT-s- OFDM\_BPSK\_Edge\_1RB\_Left\_High\_CH



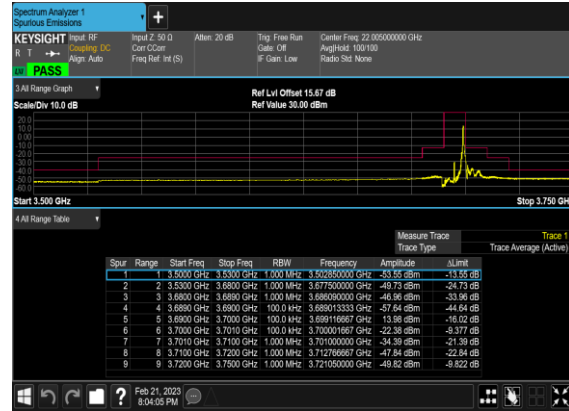
### N48(10M)\_DFT-s- OFDM\_QPSK\_Edge\_1RB\_Left\_High\_CH



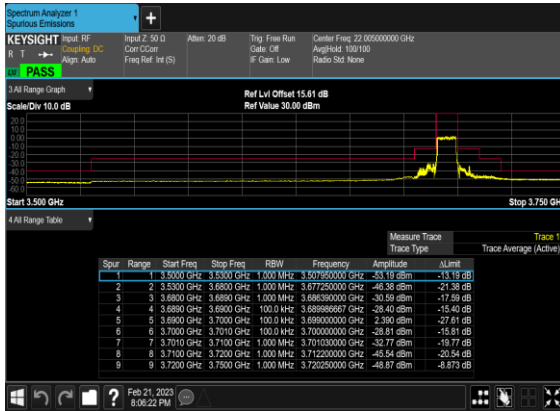
### N48(10M)\_DFT-s- OFDM\_BPSK\_Edge\_1RB\_Right\_High\_CH



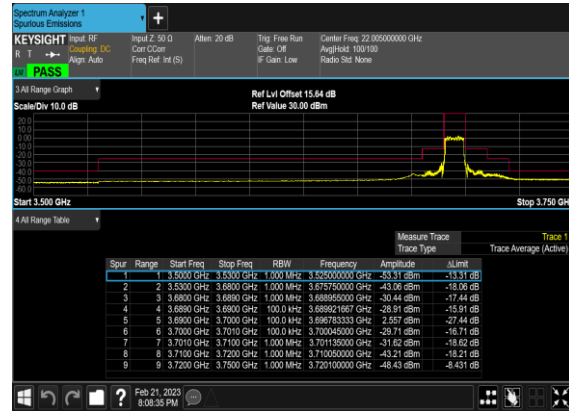
### N48(10M)\_DFT-s- OFDM\_QPSK\_Edge\_1RB\_Right\_High\_CH



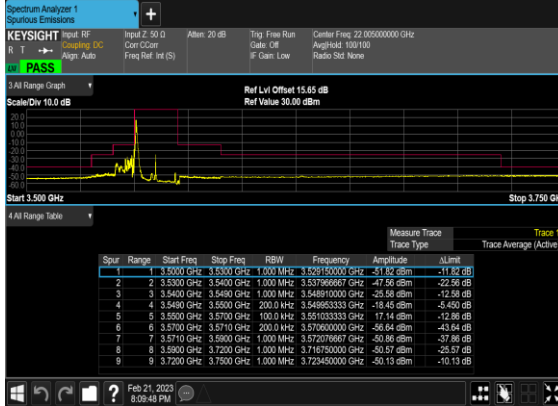
### N48(10M)\_DFT-s- OFDM\_BPSK\_Outer\_Full\_High\_CH



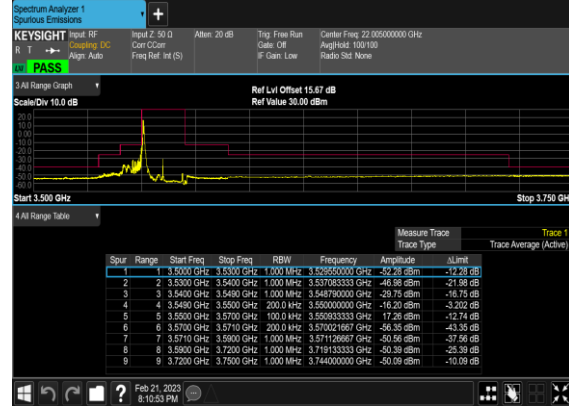
### N48(10M)\_DFT-s- OFDM\_QPSK\_Outer\_Full\_High\_CH



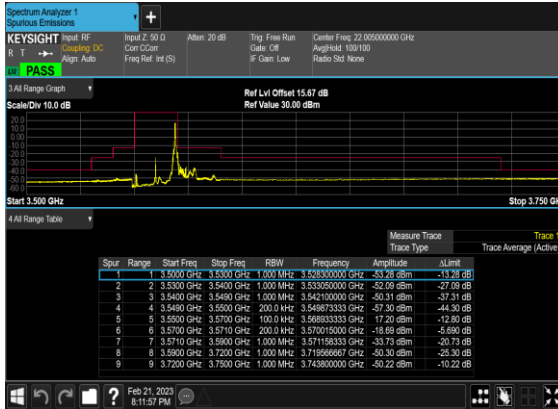
### N48(20M)\_DFT-s- OFDM\_BPSK\_Edge\_1RB\_Left\_Low\_CH



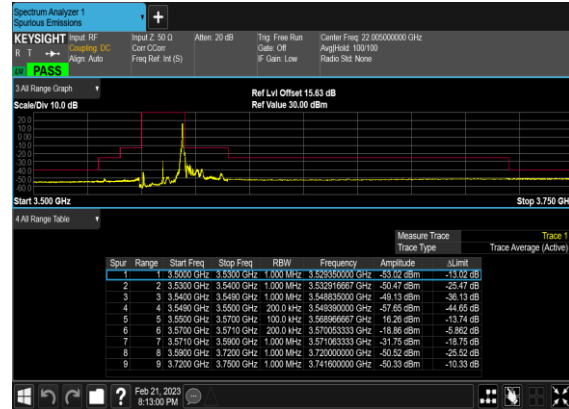
### N48(20M)\_DFT-s- OFDM\_QPSK\_Edge\_1RB\_Left\_Low\_CH



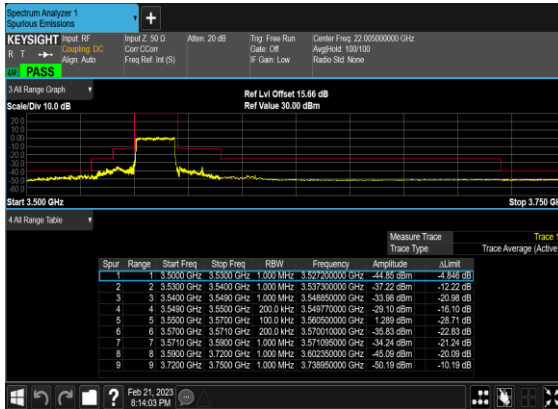
### N48(20M)\_DFT-s- OFDM\_BPSK\_Edge\_1RB\_Right\_Low\_CH



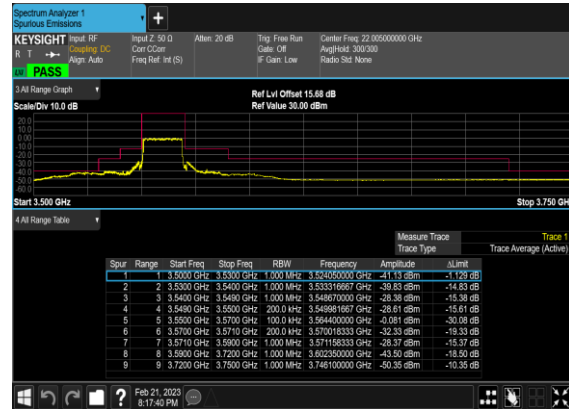
### N48(20M)\_DFT-s- OFDM\_QPSK\_Edge\_1RB\_Right\_Low\_CH



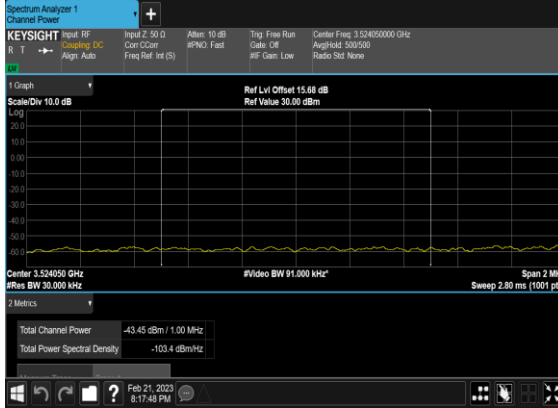
### N48(20M)\_DFT-s- OFDM\_BPSK\_Outer\_Full\_Low\_CH



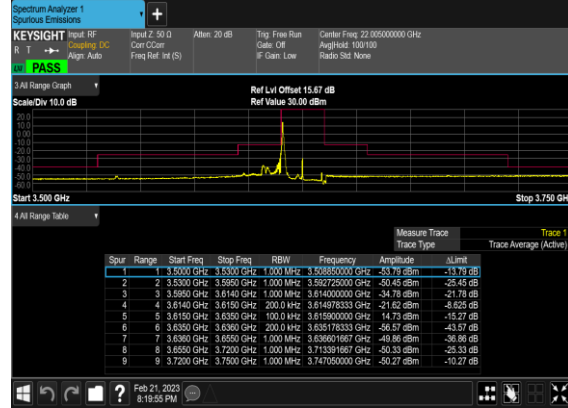
### N48(20M)\_DFT-s- OFDM\_QPSK\_Outer\_Full\_Low\_CH



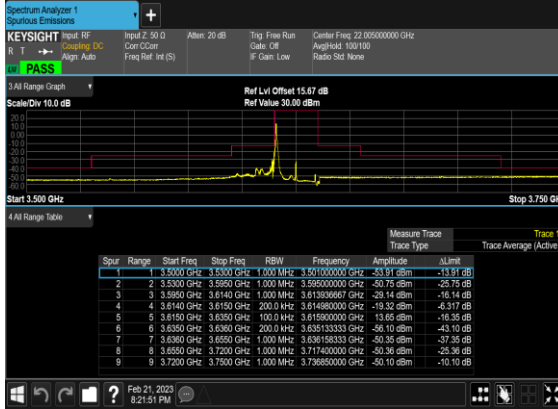
### N48(20M)\_DFT-s- OFDM\_QPSK\_Outer\_Full\_Low\_CH\_CHP\_PASS



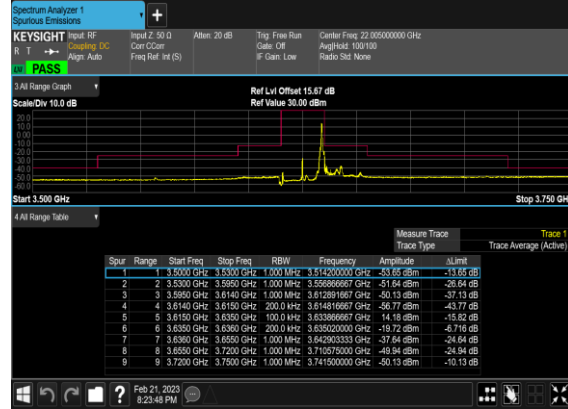
### N48(20M)\_DFT-s- OFDM\_BPSK\_Edge\_1RB\_Left\_Mid\_CH



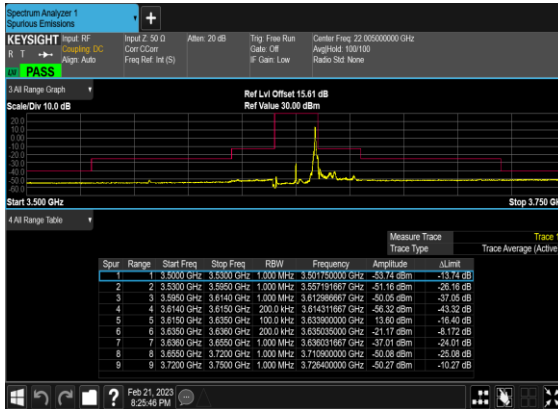
### N48(20M)\_DFT-s- OFDM\_QPSK\_Edge\_1RB\_Left\_Mid\_CH



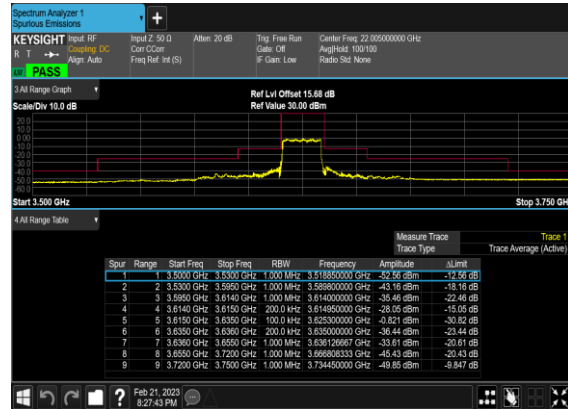
### N48(20M)\_DFT-s- OFDM\_BPSK\_Edge\_1RB\_Right\_Mid\_CH



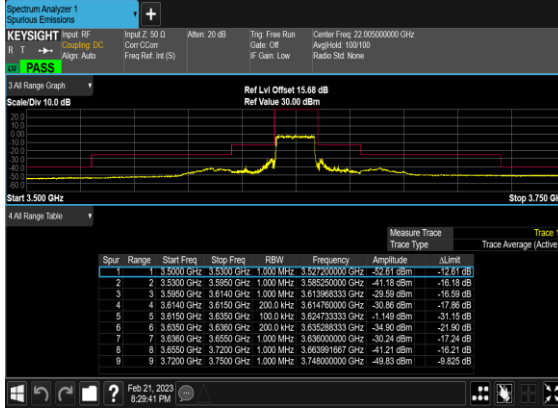
### N48(20M)\_DFT-s- OFDM\_QPSK\_Edge\_1RB\_Right\_Mid\_CH



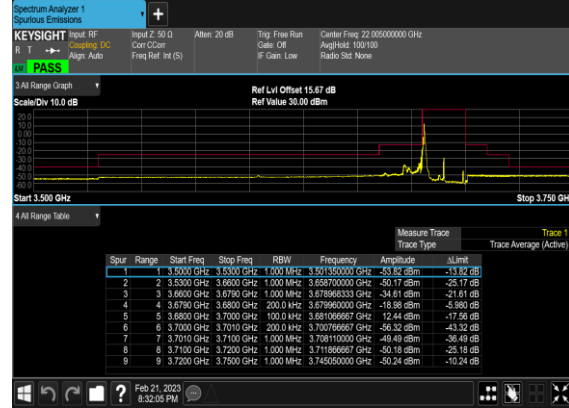
### N48(20M)\_DFT-s- OFDM\_BPSK\_Outer\_Full\_Mid\_CH



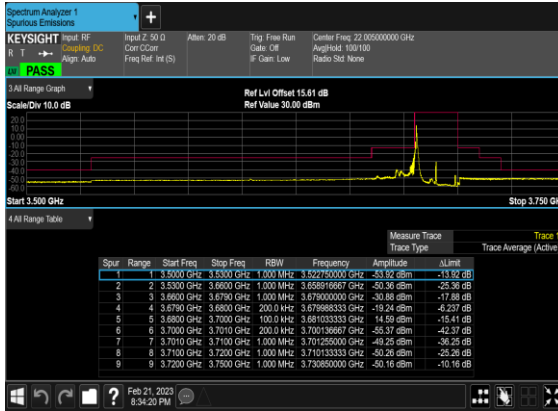
### N48(20M)\_DFT-s- OFDM\_QPSK\_Outer\_Full\_Mid\_CH



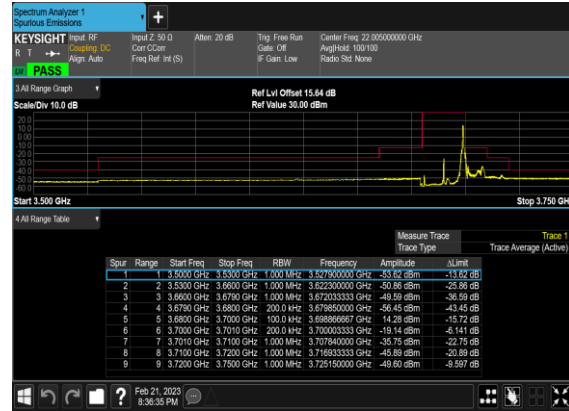
### N48(20M)\_DFT-s- OFDM\_BPSK\_Edge\_1RB\_Left\_High\_CH



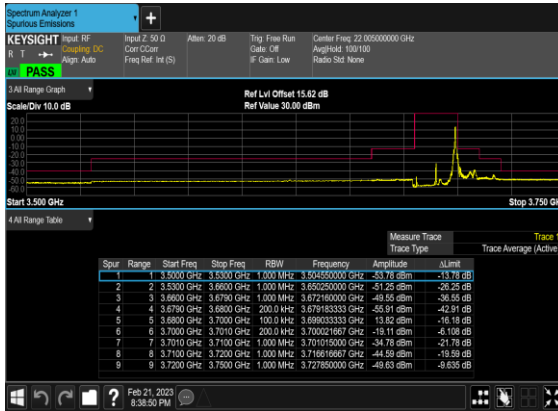
### N48(20M)\_DFT-s- OFDM\_QPSK\_Edge\_1RB\_Left\_High\_CH



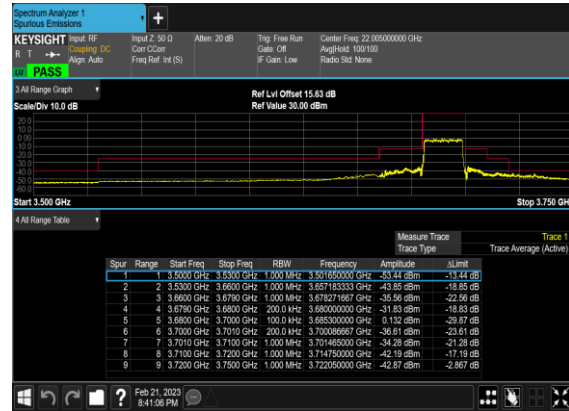
### N48(20M)\_DFT-s- OFDM\_BPSK\_Edge\_1RB\_Right\_High\_CH



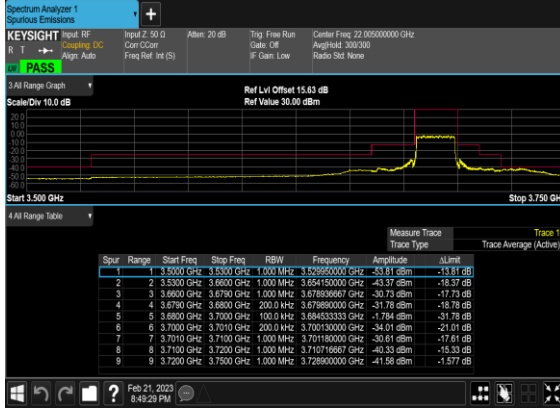
### N48(20M)\_DFT-s- OFDM\_QPSK\_Edge\_1RB\_Right\_High\_CH



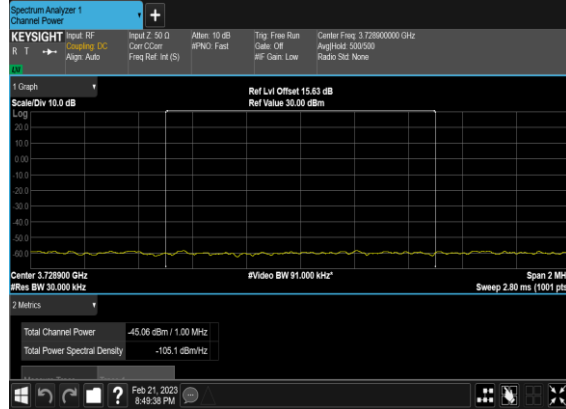
### N48(20M)\_DFT-s- OFDM\_BPSK\_Outer\_Full\_High\_CH



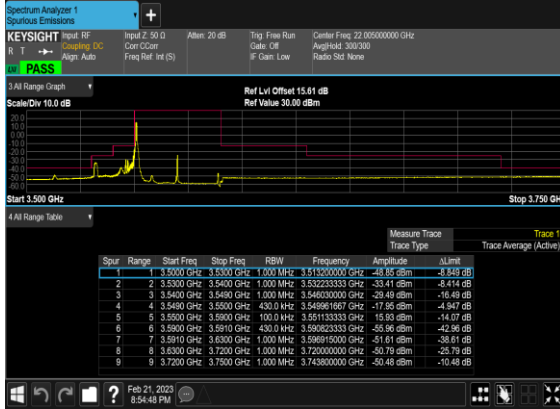
### N48(20M)\_DFT-s-OFDM\_QPSK\_Outer\_Full\_High\_CH



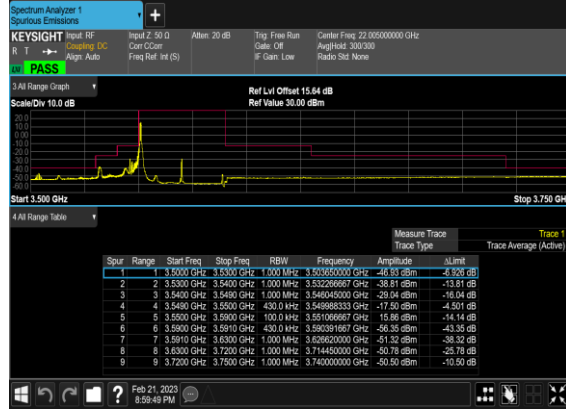
### N48(20M)\_DFT-s-OFDM\_QPSK\_Outer\_Full\_High\_CH\_CHP\_PA SS



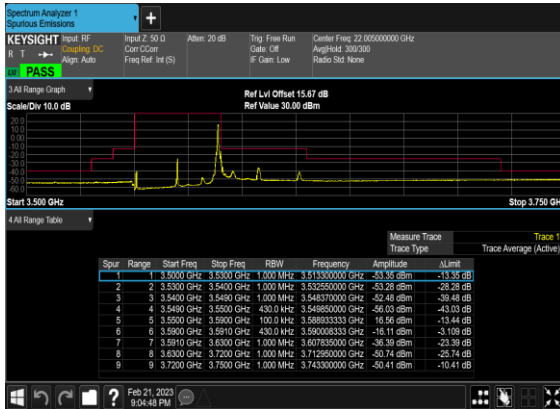
### N48(40M)\_DFT-s-OFDM\_BPSK\_Edge\_1RB\_Left\_Low\_CH



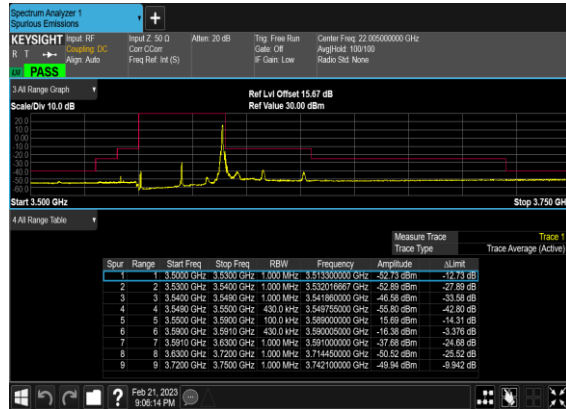
### N48(40M)\_DFT-s-OFDM\_QPSK\_Edge\_1RB\_Left\_Low\_CH



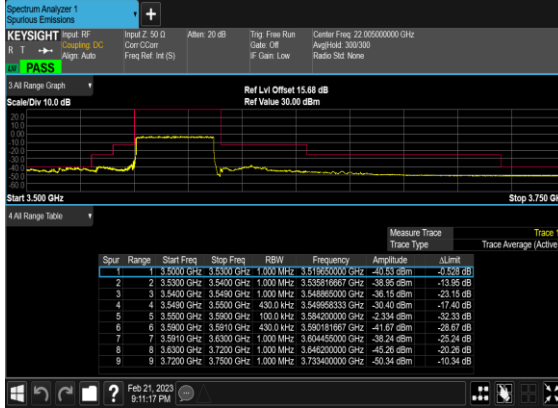
### N48(40M)\_DFT-s-OFDM\_BPSK\_Edge\_1RB\_Right\_Low\_CH



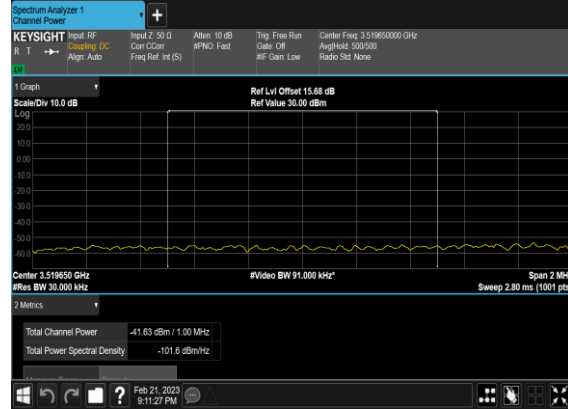
### N48(40M)\_DFT-s-OFDM\_QPSK\_Edge\_1RB\_Right\_Low\_CH



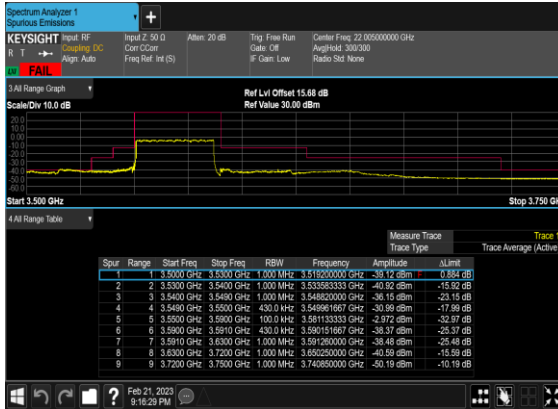
### N48(40M)\_DFT-s-OFDM\_BPSK\_Outer\_Full\_Low\_CH



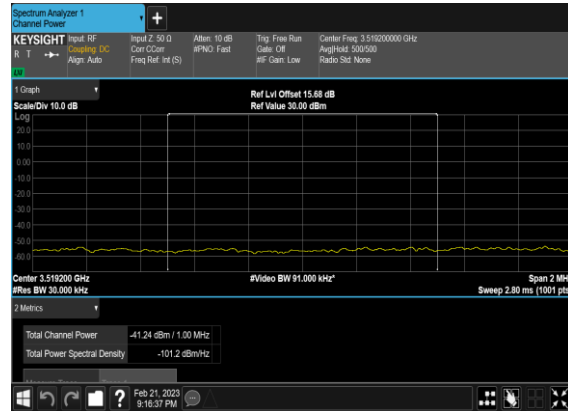
### N48(40M)\_DFT-s-OFDM\_BPSK\_Outer\_Full\_Low\_CH\_CHP\_PAS S



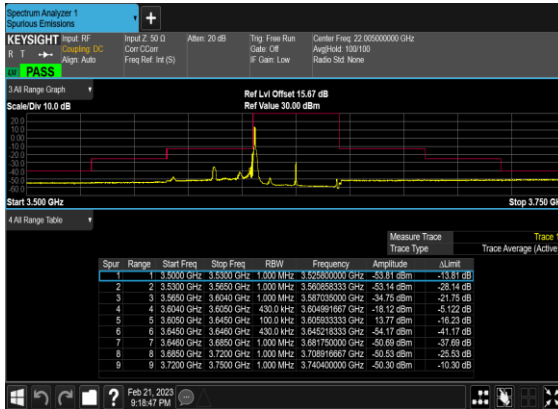
### N48(40M)\_DFT-s-OFDM\_QPSK\_Outer\_Full\_Low\_CH



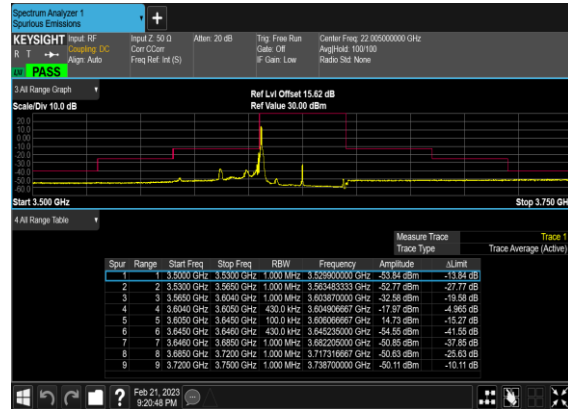
### N48(40M)\_DFT-s-OFDM\_QPSK\_Outer\_Full\_Low\_CH\_CHP\_PA SS



### N48(40M)\_DFT-s-OFDM\_BPSK\_Edge\_1RB\_Left\_Mid\_CH

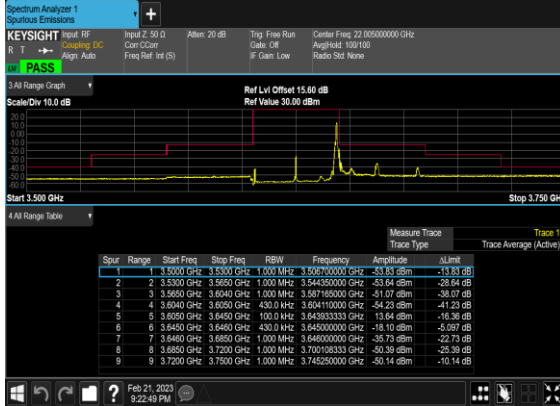


### N48(40M)\_DFT-s-OFDM\_QPSK\_Edge\_1RB\_Left\_Mid\_CH

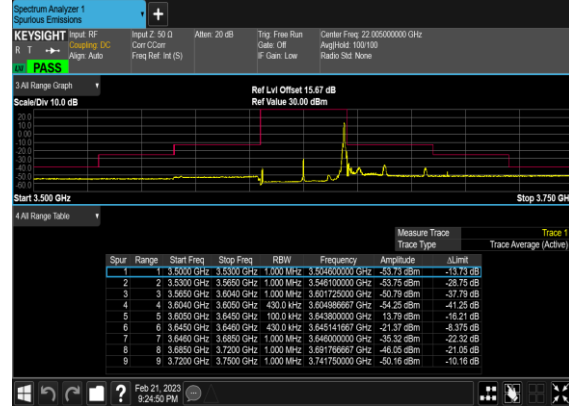




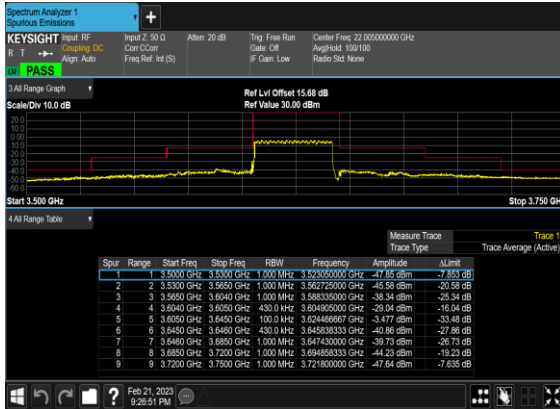
### N48(40M)\_DFT-s- OFDM\_BPSK\_Edge\_1RB\_Right\_Mid\_CH



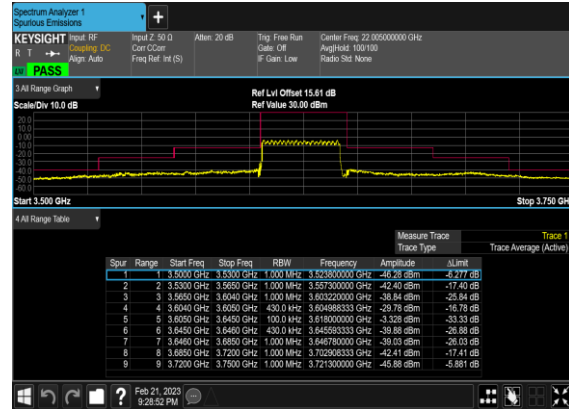
### N48(40M)\_DFT-s- OFDM\_QPSK\_Edge\_1RB\_Right\_Mid\_CH



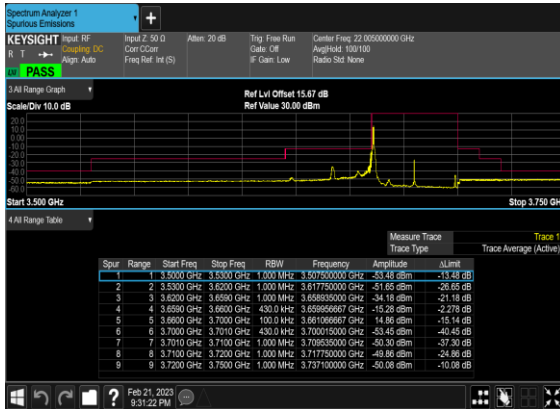
### N48(40M)\_DFT-s- OFDM\_BPSK\_Outer\_Full\_Mid\_CH



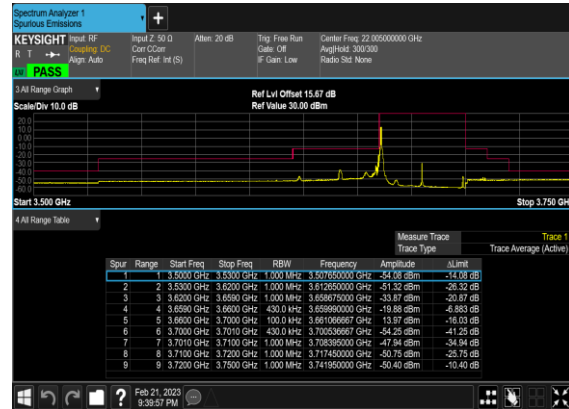
### N48(40M)\_DFT-s- OFDM\_QPSK\_Outer\_Full\_Mid\_CH



### N48(40M)\_DFT-s- OFDM\_BPSK\_Edge\_1RB\_Left\_High\_CH



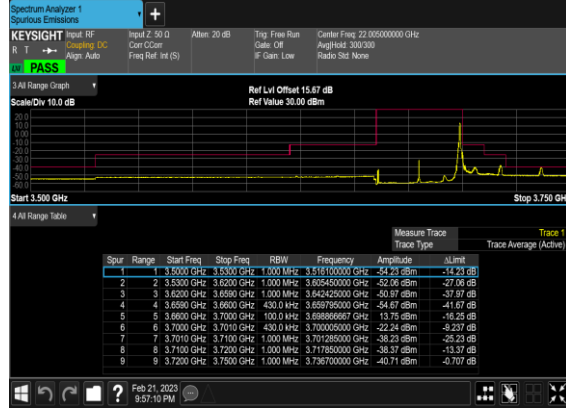
### N48(40M)\_DFT-s- OFDM\_QPSK\_Edge\_1RB\_Left\_High\_CH



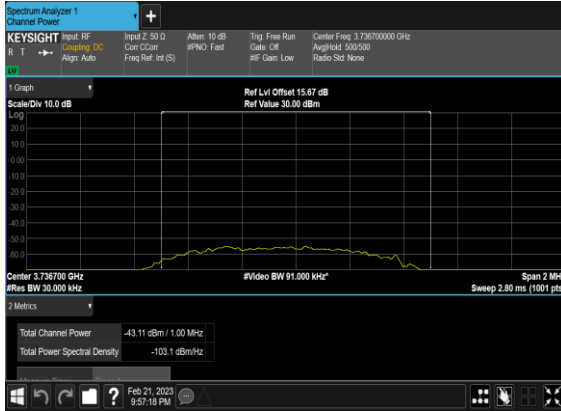
### N48(40M)\_DFT-s- OFDM\_BPSK\_Edge\_1RB\_Right\_High\_CH



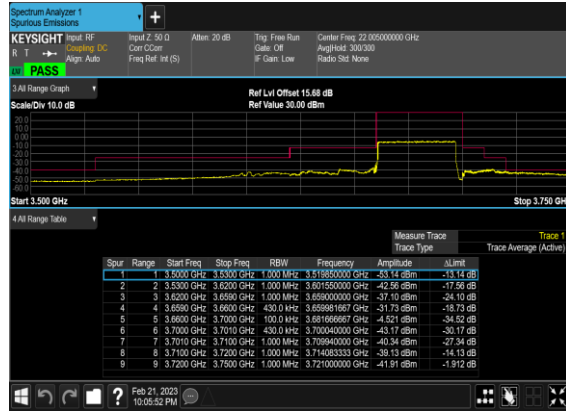
### N48(40M)\_DFT-s- OFDM\_QPSK\_Edge\_1RB\_Right\_High\_CH



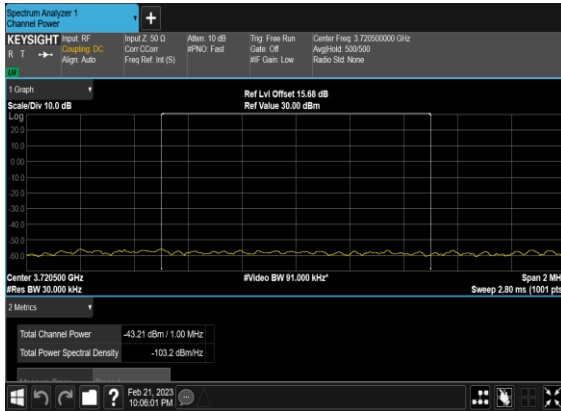
### N48(40M)\_DFT-s- OFDM\_QPSK\_Edge\_1RB\_Right\_High\_CH\_CHP\_P ASS



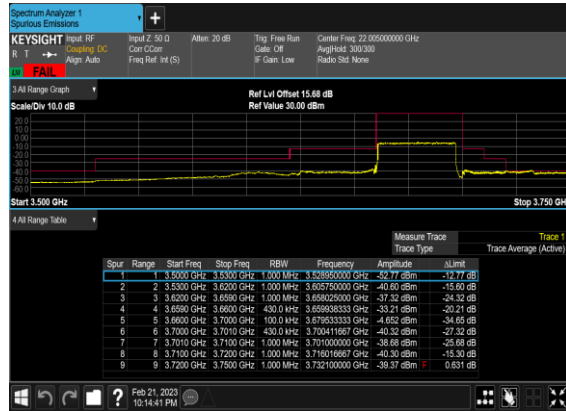
### N48(40M)\_DFT-s- OFDM\_BPSK\_Outer\_Full\_High\_CH



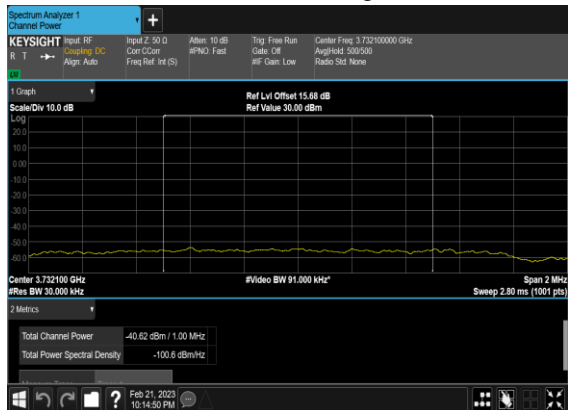
### N48(40M)\_DFT-s- OFDM\_BPSK\_Outer\_Full\_High\_CH\_CHP\_PASS



### N48(40M)\_DFT-s- OFDM\_QPSK\_Outer\_Full\_High\_CH



# N48(40M)\_DFT-s-OFDM\_QPSK\_Outer\_Full\_High\_CH\_CHP\_PASS





## Appendix B. Test Results of Radiated Test

### Radiated Spurious Emission

Test Engineer :	Shiwei Wen	Temperature :	22~25°C
		Relative Humidity :	48~52%

RSE Pre-scanned harmonic for the different antenna combinations, we choose the worst antenna mode to perform final test.

SA 5G NR n48 / 40MHz / QPSK / ANT8(NR)									
Channel	Frequency ( MHz )	EIRP ( dBm )	Limit ( dBm )	Over Limit ( dB )	SPA Reading (dBm)	S.G. Power ( dBm )	TX Cable loss ( dB )	TX Antenna Gain (dBi)	Polarization (H/V)
Middle	7212.80	-57.04	-40	-17.04	-65.65	-60.34	8.30	11.60	H
	10819.20	-54.72	-40	-14.72	-68.35	-56.24	10.48	12.00	H
	14425.60	-52.99	-40	-12.99	-69.16	-54.69	11.80	13.50	H
	7212.80	-55.25	-40	-15.25	-65.99	-58.55	8.30	11.60	V
	10819.20	-52.72	-40	-12.72	-67.96	-54.24	10.48	12.00	V
	14425.60	-53.73	-40	-13.73	-69.46	-55.43	11.80	13.50	V

Remark: Spurious emissions within 30-1000MHz were found more than 20dB below limit line.