



**U-NII 5 5925~6425MHz
WIFI 802.11be EHT20 Full (Harmonic @ 3m)**

WIFI Ant. 5+4	Note	Frequency (MHz)	Level (dBμV/m)	Margin (dB)	Limit Line (dBμV/m)	Read Level (dBμV)	Antenna Factor (dB/m)	Path Loss (dB)	Preamp Factor (dB)	Ant Pos (cm)	Table Pos (deg)	Peak Avg. (P/A)	Pol. (H/V)
802.11be		11910	49.9	-24.1	74	45.13	40.13	15.09	50.45	-	-	P	H
EHT20 Full		17865	49.72	-24.28	74	41.8	42.52	17.74	52.34	-	-	P	H
CH 01		11910	49.94	-24.06	74	45.17	40.13	15.09	50.45	-	-	P	V
5955MHz		17865	49.53	-24.47	74	41.61	42.52	17.74	52.34	-	-	P	V
802.11be		11870	49.57	-24.43	74	44.88	40.1	15.07	50.48	-	-	P	H
EHT20 Full		17805	48.99	-25.01	74	41.1	42.48	17.73	52.32	-	-	P	H
CH 02		11870	49.81	-24.19	74	45.12	40.1	15.07	50.48	-	-	P	V
5935MHz		17805	49.85	-24.15	74	41.96	42.48	17.73	52.32	-	-	P	V
802.11be		12350	49.15	-24.85	74	44.27	40.27	15.15	50.54	-	-	P	H
EHT20 Full		12350	49.07	-24.93	74	44.19	40.27	15.15	50.54	-	-	P	V
CH 45		12350	49.07	-24.93	74	44.19	40.27	15.15	50.54	-	-	P	V
6175MHz		12350	49.07	-24.93	74	44.19	40.27	15.15	50.54	-	-	P	V
802.11be		12830	49.2	-39	88.2	44.48	40.43	15.16	50.87	-	-	P	H
EHT20 Full		12830	49.18	-39.02	88.2	44.46	40.43	15.16	50.87	-	-	P	V
CH 93		12830	49.18	-39.02	88.2	44.46	40.43	15.16	50.87	-	-	P	V
6415MHz		12830	49.18	-39.02	88.2	44.46	40.43	15.16	50.87	-	-	P	V
Remark	1. No other spurious found. 2. All results are PASS against Peak and Average limit line.												



U-NII 5 5925~6425MHz
WIFI 802.11be EHT20 Single RU (Band Edge @ 3m)

WIFI Ant. 5+4	Note	Frequency (MHz)	Level (dBμV/m)	Margin (dB)	Limit Line (dBμV/m)	Read Level (dBμV)	Antenna Factor (dB/m)	Path Loss (dB)	Preamp Factor (dB)	Ant Pos (cm)	Table Pos (deg)	Peak Avg. (P/A)	Pol. (H/V)
802.11be EHT20 Partial 26/0 CH 01 5955MHz		5859.02	49.46	-38.74	88.2	37.84	32.63	11.49	32.5	100	240	P	H
		5845.16	38.76	-29.44	68.2	27.06	32.63	11.55	32.48	100	240	A	H
	*	5955	95.6	-	-	84.19	32.61	11.36	32.56	100	240	P	H
	*	5955	87.02	-	-	75.61	32.61	11.36	32.56	100	240	A	H
		5924.82	49.67	-38.53	88.2	38.17	32.62	11.42	32.54	100	99	P	V
		5849.5	38.8	-29.4	68.2	27.1	32.63	11.55	32.48	100	99	A	V
	*	5955	91.74	-	-	80.33	32.61	11.36	32.56	100	99	P	V
	*	5955	84.72	-	-	73.31	32.61	11.36	32.56	100	99	A	V
802.11be EHT20 Partial 52/37 CH 02 5935MHz		5925	69.29	-18.91	88.2	57.8	32.61	11.42	32.54	100	240	P	H
		5925	61.12	-7.08	68.2	49.63	32.61	11.42	32.54	100	240	A	H
	*	5935	80.34	-	-	68.93	32.61	11.36	32.56	100	240	P	H
	*	5935	72.61	-	-	61.2	32.61	11.36	32.56	100	240	A	H
		5925	66.74	-21.46	88.2	55.25	32.61	11.42	32.54	100	99	P	V
		5925	59.57	-8.63	68.2	48.08	32.61	11.42	32.54	100	98	A	V
	*	5935	79.68	-	-	68.27	32.61	11.36	32.56	100	98	P	V
	*	5935	71.51	-	-	60.1	32.61	11.36	32.56	100	98	A	V
Remark	1. No other spurious found. 2. All results are PASS against Peak and Average limit line.												



**U-NII 5 5925~6425MHz
WIFI 802.11be EHT20 Small RU (Band Edge @ 3m)**

WIFI Ant. 5+4	Note	Frequency (MHz)	Level (dBμV/m)	Margin (dB)	Limit Line (dBμV/m)	Read Level (dBμV)	Antenna Factor (dB/m)	Path Loss (dB)	Preamp Factor (dB)	Ant Pos (cm)	Table Pos (deg)	Peak Avg. (P/A)	Pol. (H/V)
802.11be EHT20 Small RU 52+26/1 CH 01 5955MHz		5905.08	52.83	-35.37	88.2	38.56	35.37	11.42	32.52	100	116	P	H
		5923.98	41.4	-26.8	68.2	27.13	35.39	11.42	32.54	100	116	A	H
	*	5955	93.67	-	-	79.43	35.44	11.36	32.56	100	116	P	H
	*	5955	85.09	-	-	70.85	35.44	11.36	32.56	100	116	A	H
		5852.44	53.25	-34.95	88.2	38.89	35.29	11.55	32.48	100	81	P	V
		5924.96	41.42	-26.78	68.2	27.15	35.39	11.42	32.54	100	81	A	V
	*	5955	91.12	-	-	76.88	35.44	11.36	32.56	100	81	P	V
	*	5955	82.79	-	-	68.55	35.44	11.36	32.56	100	81	A	V
802.11be EHT20 Small RU 52+26/1 CH 02 5935MHz		5924.82	57.38	-30.82	88.2	43.11	35.39	11.42	32.54	100	121	P	H
		5924.96	43.25	-24.95	68.2	28.98	35.39	11.42	32.54	100	121	A	H
	*	5935	80	-	-	65.79	35.41	11.36	32.56	100	121	P	H
	*	5935	72.2	-	-	57.99	35.41	11.36	32.56	100	121	A	H
		5924.96	55.14	-33.06	88.2	40.87	35.39	11.42	32.54	100	86	P	V
		5924.96	42.52	-25.68	68.2	28.25	35.39	11.42	32.54	100	86	A	V
	*	5935	80.34	-	-	66.13	35.41	11.36	32.56	100	86	P	V
	*	5935	70.54	-	-	56.33	35.41	11.36	32.56	100	86	A	V
Remark	1. No other spurious found. 2. All results are PASS against Peak and Average limit line.												



U-NII 5 5925~6425MHz

WIFI 802.11be EHT40 Full (Band Edge @ 3m)

WIFI Ant. 5+4	Note	Frequency (MHz)	Level (dBμV/m)	Margin (dB)	Limit Line (dBμV/m)	Read Level (dBμV)	Antenna Factor (dB/m)	Path Loss (dB)	Preamp Factor (dB)	Ant Pos (cm)	Table Pos (deg)	Peak Avg. (P/A)	Pol. (H/V)
802.11be EHT40 Full CH 03 5965MHz		5924.68	52.79	-35.41	88.2	38.52	35.39	11.42	32.54	100	121	P	H
		5919.72	42.17	-26.03	68.2	27.9	35.39	11.42	32.54	100	121	A	H
	*	5965	95.28	-	-	81.05	35.45	11.36	32.58	100	121	P	H
	*	5965	87.02	-	-	72.79	35.45	11.36	32.58	100	121	A	H
		5898.44	52.3	-35.9	88.2	38.04	35.36	11.42	32.52	100	104	P	V
		5922.28	42.42	-25.78	68.2	28.15	35.39	11.42	32.54	100	104	A	V
	*	5965	94.53	-	-	80.3	35.45	11.36	32.58	100	104	P	V
	5965	86.13	-	-	71.9	35.45	11.36	32.58	100	104	A	V	
Remark	1. No other spurious found. 2. All results are PASS against Peak and Average limit line.												



U-NII 5 5925~6425MHz
WIFI 802.11be EHT40 Full (Harmonic @ 3m)

Table with 14 columns: WIFI Ant. 5+4, Note, Frequency (MHz), Level (dBµV/m), Margin (dB), Limit Line (dBµV/m), Read Level (dBµV), Antenna Factor (dB/m), Path Loss (dB), Preamp Factor (dB), Ant Pos (cm), Table Pos (deg), Peak Avg. (P/A), Pol. (H/V). Rows include test results for 802.11be EHT40 Full channels 03, 43, and 91, and a Remark section.



U-NII 5 5925~6425MHz

WIFI 802.11be EHT80 Full (Band Edge @ 3m)

WIFI Ant. 5+4	Note	Frequency (MHz)	Level (dBμV/m)	Margin (dB)	Limit Line (dBμV/m)	Read Level (dBμV)	Antenna Factor (dB/m)	Path Loss (dB)	Preamp Factor (dB)	Ant Pos (cm)	Table Pos (deg)	Peak Avg. (P/A)	Pol. (H/V)
802.11be EHT80 Full CH 07 5985MHz		5918.92	56.24	-31.96	88.2	41.97	35.39	11.42	32.54	100	120	P	H
		5915.4	45.24	-22.96	68.2	30.98	35.38	11.42	32.54	100	120	A	H
	*	5985	96.72	-	-	82.53	35.48	11.29	32.58	100	120	P	H
	*	5985	86.65	-	-	72.46	35.48	11.29	32.58	100	120	A	H
		5919.24	56.99	-31.21	88.2	42.72	35.39	11.42	32.54	100	103	P	V
		5918.92	45.2	-23	68.2	30.93	35.39	11.42	32.54	100	103	A	V
	*	5985	95.02	-	-	80.83	35.48	11.29	32.58	100	103	P	V
	5985	85.98	-	-	71.79	35.48	11.29	32.58	100	103	A	V	
Remark	1. No other spurious found. 2. All results are PASS against Peak and Average limit line.												



U-NII 5 5925~6425MHz
WIFI 802.11be EHT80 Full (Harmonic @ 3m)

Table with 14 columns: WIFI Ant. 5+4, Note, Frequency (MHz), Level (dBµV/m), Margin (dB), Limit Line (dBµV/m), Read Level (dBµV), Antenna Factor (dB/m), Path Loss (dB), Preamp Factor (dB), Ant Pos (cm), Table Pos (deg), Peak Avg. (P/A), Pol. (H/V). Rows include test results for 802.11be EHT80 Full channels 07, 39, and 87.



U-NII 5 5925~6425MHz

WIFI 802.11be EHT80 Puncturing 20M_3 (Band Edge @ 3m)

WIFI Ant. 5+4	Note	Frequency (MHz)	Level (dBμV/m)	Margin (dB)	Limit Line (dBμV/m)	Read Level (dBμV)	Antenna Factor (dB/m)	Path Loss (dB)	Preamp Factor (dB)	Ant Pos (cm)	Table Pos (deg)	Peak Avg. (P/A)	Pol. (H/V)
802.11be EHT80 Puncturing 20M_3 CH 07 5985MHz		5919.4	53.45	-34.75	88.2	39.18	35.39	11.42	32.54	100	119	P	H
		5924.36	42.32	-25.88	68.2	28.05	35.39	11.42	32.54	100	119	A	H
	*	5985	93.3	-	-	79.11	35.48	11.29	32.58	100	119	P	H
	*	5985	83.78	-	-	69.59	35.48	11.29	32.58	100	119	A	H
		5870.92	52.41	-35.79	88.2	38.1	35.32	11.49	32.5	100	93	P	V
		5924.84	42.05	-26.15	68.2	27.78	35.39	11.42	32.54	100	93	A	V
	*	5985	89.69	-	-	75.5	35.48	11.29	32.58	100	93	P	V
	*	5985	80.24	-	-	66.05	35.48	11.29	32.58	100	93	A	V
Remark	1. No other spurious found. 2. All results are PASS against Peak and Average limit line.												

U-NII 5 5925~6425MHz

WIFI 802.11be EHT80 Large RU 484+242/4 (Band Edge @ 3m)

WIFI Ant. 5+4	Note	Frequency (MHz)	Level (dBμV/m)	Margin (dB)	Limit Line (dBμV/m)	Read Level (dBμV)	Antenna Factor (dB/m)	Path Loss (dB)	Preamp Factor (dB)	Ant Pos (cm)	Table Pos (deg)	Peak Avg. (P/A)	Pol. (H/V)
802.11be EHT80 Large RU 484+242/4 CH 07 5985MHz		5876.84	52.41	-35.79	88.2	38.09	35.33	11.49	32.5	100	133	P	H
		5924.36	41.6	-26.6	68.2	27.33	35.39	11.42	32.54	100	133	A	H
	*	5985	90.65	-	-	76.46	35.48	11.29	32.58	100	133	P	H
	*	5985	81.12	-	-	66.93	35.48	11.29	32.58	100	133	A	H
		5924.84	52.37	-35.83	88.2	38.1	35.39	11.42	32.54	100	87	P	V
		5925	41.72	-26.48	68.2	27.44	35.4	11.42	32.54	100	87	A	V
	*	5985	90.87	-	-	76.68	35.48	11.29	32.58	100	87	P	V
	*	5985	80.85	-	-	66.66	35.48	11.29	32.58	100	87	A	V
Remark	1. No other spurious found. 2. All results are PASS against Peak and Average limit line.												



U-NII 5 5925~6425MHz
WIFI 802.11be EHT160 Full (Band Edge @ 3m)

Table with 14 columns: WIFI Ant. 5+4, Note, Frequency (MHz), Level (dBµV/m), Margin (dB), Limit Line (dBµV/m), Read Level (dBµV), Antenna Factor (dB/m), Path Loss (dB), Preamp Factor (dB), Ant Pos (cm), Table Pos (deg), Peak Avg. (P/A), Pol. (H/V). Rows include test results for 802.11be EHT160 Full CH 15 6025MHz and a Remark section.



U-NII 5 5925~6425MHz

WIFI 802.11be EHT160 Full (Harmonic @ 3m)

WIFI Ant. 5+4	Note	Frequency (MHz)	Level (dBμV/m)	Margin (dB)	Limit Line (dBμV/m)	Read Level (dBμV)	Antenna Factor (dB/m)	Path Loss (dB)	Preamp Factor (dB)	Ant Pos (cm)	Table Pos (deg)	Peak Avg. (P/A)	Pol. (H/V)
802.11be EHT160 Full CH 15 6025MHz		12050	49.17	-24.83	74	44.24	40.21	15.14	50.42	-	-	P	H
		12050	49.1	-24.9	74	44.17	40.21	15.14	50.42	-	-	P	V
802.11be EHT160 Full CH 47 6185MHz		12370	49.56	-24.44	74	44.69	40.27	15.15	50.55	-	-	P	H
		12370	49.29	-24.71	74	44.42	40.27	15.15	50.55	-	-	P	V
802.11be EHT160 Full CH 79 6345MHz		12690	49.49	-24.51	74	44.71	40.38	15.16	50.76	-	-	P	H
		12690	49.32	-24.68	74	44.54	40.38	15.16	50.76	-	-	P	V
Remark	1. No other spurious found. 2. All results are PASS against Peak and Average limit line.												



U-NII 5 5925~6425MHz

WIFI 802.11be EHT160 Puncturing 40M_3 (Band Edge @ 3m)

WIFI Ant. 5+4	Note	Frequency (MHz)	Level (dBμV/m)	Margin (dB)	Limit Line (dBμV/m)	Read Level (dBμV)	Antenna Factor (dB/m)	Path Loss (dB)	Preamp Factor (dB)	Ant Pos (cm)	Table Pos (deg)	Peak Avg. (P/A)	Pol. (H/V)
802.11be EHT160 Puncturing 40M_3 CH 15 6025MHz		5917.4	53.01	-35.19	88.2	38.75	35.38	11.42	32.54	100	118	P	H
		5923	41.92	-26.28	68.2	27.65	35.39	11.42	32.54	100	118	A	H
	*	6025	88.75	-	-	74.38	35.52	11.45	32.6	100	118	P	H
	*	6025	79.94	-	-	65.57	35.52	11.45	32.6	100	118	A	H
		5883.24	52.52	-35.68	88.2	38.19	35.34	11.49	32.5	100	102	P	V
		5924.12	41.79	-26.41	68.2	27.52	35.39	11.42	32.54	100	102	A	V
	*	6025	85.97	-	-	71.6	35.52	11.45	32.6	100	102	P	V
	*	6025	77.09	-	-	62.72	35.52	11.45	32.6	100	102	A	V
Remark	1. No other spurious found. 2. All results are PASS against Peak and Average limit line.												

U-NII 5 5925~6425MHz

WIFI 802.11be EHT160 Puncturing 20M-6 (Band Edge @ 3m)

WIFI Ant. 5+4	Note	Frequency (MHz)	Level (dBμV/m)	Margin (dB)	Limit Line (dBμV/m)	Read Level (dBμV)	Antenna Factor (dB/m)	Path Loss (dB)	Preamp Factor (dB)	Ant Pos (cm)	Table Pos (deg)	Peak Avg. (P/A)	Pol. (H/V)
802.11be EHT160 Puncturing 20M_6 CH 15 6025MHz		5923.28	52.01	-36.19	88.2	37.74	35.39	11.42	32.54	100	117	P	H
		5924.12	41.9	-26.3	68.2	27.63	35.39	11.42	32.54	100	117	A	H
	*	6025	88.25	-	-	73.88	35.52	11.45	32.6	100	117	P	H
	*	6025	79.2	-	-	64.83	35.52	11.45	32.6	100	117	A	H
		5853.56	52.73	-35.47	88.2	38.37	35.29	11.55	32.48	100	87	P	V
		5924.96	41.73	-26.47	68.2	27.46	35.39	11.42	32.54	100	87	A	V
	*	6025	86.31	-	-	71.94	35.52	11.45	32.6	100	87	P	V
	*	6025	76.55	-	-	62.18	35.52	11.45	32.6	100	87	A	V
Remark	1. No other spurious found. 2. All results are PASS against Peak and Average limit line.												



U-NII 5 5925~6425MHz

WIFI 802.11be EHT160 Large RU 996+484/4 (Band Edge @ 3m)

WIFI Ant. 5+4	Note	Frequency (MHz)	Level (dBμV/m)	Margin (dB)	Limit Line (dBμV/m)	Read Level (dBμV)	Antenna Factor (dB/m)	Path Loss (dB)	Preamp Factor (dB)	Ant Pos (cm)	Table Pos (deg)	Peak Avg. (P/A)	Pol. (H/V)
WIFI 802.11be EHT160 Large RU 996+484/4 CH 15 6025MHz		5916.84	52.45	-35.75	88.2	38.19	35.38	11.42	32.54	100	125	P	H
		5912.92	41.61	-26.59	68.2	27.35	35.38	11.42	32.54	100	125	A	H
	*	6025	88.68	-	-	74.31	35.52	11.45	32.6	100	125	P	H
	*	6025	80.25	-	-	65.88	35.52	11.45	32.6	100	125	A	H
		5878.2	52.28	-35.92	88.2	37.96	35.33	11.49	32.5	100	91	P	V
		5920.48	41.67	-26.53	68.2	27.4	35.39	11.42	32.54	100	91	A	V
	*	6025	88.72	-	-	74.35	35.52	11.45	32.6	100	91	P	V
	*	6025	79.15	-	-	64.78	35.52	11.45	32.6	100	91	A	V
Remark	1. No other spurious found. 2. All results are PASS against Peak and Average limit line.												

U-NII 5 5925~6425MHz

WIFI 802.11be EHT320 Full (Band Edge @ 3m)

WIFI Ant. 5+4	Note	Frequency (MHz)	Level (dBμV/m)	Margin (dB)	Limit Line (dBμV/m)	Read Level (dBμV)	Antenna Factor (dB/m)	Path Loss (dB)	Preamp Factor (dB)	Ant Pos (cm)	Table Pos (deg)	Peak Avg. (P/A)	Pol. (H/V)
802.11be EHT320 Full CH 31 6105MHz		5874.22	60.11	-28.09	88.2	45.8	35.32	11.49	32.5	100	117	P	H
		5872.84	49.09	-19.11	68.2	34.78	35.32	11.49	32.5	100	117	A	H
	*	6105	96.19	-	-	81.44	35.58	11.77	32.6	100	117	P	H
	*	6105	87.57	-	-	72.82	35.58	11.77	32.6	100	117	A	H
		5857.66	59.63	-28.57	88.2	45.32	35.3	11.49	32.48	112	97	P	V
		5918.84	47.83	-20.37	68.2	33.56	35.39	11.42	32.54	112	97	A	V
	*	6105	94.9	-	-	80.15	35.58	11.77	32.6	112	97	P	V
	*	6105	85.23	-	-	70.48	35.58	11.77	32.6	112	97	A	V
Remark	1. No other spurious found. 2. All results are PASS against Peak and Average limit line.												



U-NII 5 5925~6425MHz

WIFI 802.11be EHT320 Full (Harmonic @ 3m)

WIFI Ant. 5+4	Note	Frequency (MHz)	Level (dBμV/m)	Margin (dB)	Limit Line (dBμV/m)	Read Level (dBμV)	Antenna Factor (dB/m)	Path Loss (dB)	Preamp Factor (dB)	Ant Pos (cm)	Table Pos (deg)	Peak Avg. (P/A)	Pol. (H/V)
802.11be EHT320 Full CH 31 6105MHz		12210	49.3	-24.7	74	44.39	40.24	15.15	50.48	-	-	P	H
		12210	49.1	-24.9	74	44.19	40.24	15.15	50.48	-	-	P	V
802.11be EHT320 Full CH 63 6265MHz		12530	49.57	-24.43	74	44.73	40.31	15.16	50.63	-	-	P	H
		12530	49.32	-24.68	74	44.48	40.31	15.16	50.63	-	-	P	V
Remark	1. No other spurious found. 2. All results are PASS against Peak and Average limit line.												

U-NII 5 5925~6425MHz

WIFI 802.11be EHT320 Puncturing 80M+40M_5(Band Edge @ 3m)

WIFI Ant. 5+4	Note	Frequency (MHz)	Level (dBμV/m)	Margin (dB)	Limit Line (dBμV/m)	Read Level (dBμV)	Antenna Factor (dB/m)	Path Loss (dB)	Preamp Factor (dB)	Ant Pos (cm)	Table Pos (deg)	Peak Avg. (P/A)	Pol. (H/V)
802.11be EHT320 Puncturing 80M+40M_5 CH 31 6105MHz		5891.7	52.03	-36.17	88.2	37.71	35.35	11.49	32.52	100	118	P	H
		5923.9	41.71	-26.49	68.2	27.44	35.39	11.42	32.54	100	118	A	H
	*	6105	87.12	-	-	72.37	35.58	11.77	32.6	100	118	P	H
	*	6105	77.54	-	-	62.79	35.58	11.77	32.6	100	118	A	H
		5830.06	52.28	-35.92	88.2	37.93	35.26	11.55	32.46	100	86	P	V
		5924.82	41.57	-26.63	68.2	27.3	35.39	11.42	32.54	100	86	A	V
	*	6105	85.23	-	-	70.48	35.58	11.77	32.6	100	86	P	V
	*	6105	74.32	-	-	59.57	35.58	11.77	32.6	100	86	A	V
Remark	1. No other spurious found. 2. All results are PASS against Peak and Average limit line.												



U-NII 5 5925~6425MHz

WIFI 802.11be EHT320 Puncturing 80M_3(Band Edge @ 3m)

WIFI Ant. 5+4	Note	Frequency (MHz)	Level (dBμV/m)	Margin (dB)	Limit Line (dBμV/m)	Read Level (dBμV)	Antenna Factor (dB/m)	Path Loss (dB)	Preamp Factor (dB)	Ant Pos (cm)	Table Pos (deg)	Peak Avg. (P/A)	Pol. (H/V)
802.11be EHT320 Puncturing 80M_3 CH 31 6105MHz		5842.94	53.5	-34.7	88.2	39.15	35.28	11.55	32.48	100	118	P	H
		5855.82	41.66	-26.54	68.2	27.35	35.3	11.49	32.48	100	118	A	H
	*	6105	86.4	-	-	71.65	35.58	11.77	32.6	100	118	P	H
	*	6105	77.18	-	-	62.43	35.58	11.77	32.6	100	118	A	H
		5887.56	53.98	-34.22	88.2	39.67	35.34	11.49	32.52	100	84	P	V
		5924.36	41.58	-26.62	68.2	27.31	35.39	11.42	32.54	100	84	A	V
	*	6105	83.51	-	-	68.76	35.58	11.77	32.6	100	84	P	V
	*	6105	73.65	-	-	58.9	35.58	11.77	32.6	100	84	A	V
Remark	1. No other spurious found. 2. All results are PASS against Peak and Average limit line.												

U-NII 5 5925~6425MHz

WIFI 802.11be EHT320 Puncturing 40M_7 (Band Edge @ 3m)

WIFI Ant. 5+4	Note	Frequency (MHz)	Level (dBμV/m)	Margin (dB)	Limit Line (dBμV/m)	Read Level (dBμV)	Antenna Factor (dB/m)	Path Loss (dB)	Preamp Factor (dB)	Ant Pos (cm)	Table Pos (deg)	Peak Avg. (P/A)	Pol. (H/V)
802.11be EHT320 Puncturing 40M_7 CH 31 6105MHz		5874.22	52.31	-35.89	88.2	38	35.32	11.49	32.5	100	119	P	H
		5855.82	42.86	-25.34	68.2	28.55	35.3	11.49	32.48	100	119	A	H
	*	6105	87.22	-	-	72.47	35.58	11.77	32.6	100	119	P	H
	*	6105	78.85	-	-	64.1	35.58	11.77	32.6	100	119	A	H
		5842.48	52.74	-35.46	88.2	38.39	35.28	11.55	32.48	100	83	P	V
		5923.44	42.74	-25.46	68.2	28.47	35.39	11.42	32.54	100	83	A	V
	*	6105	83.68	-	-	68.93	35.58	11.77	32.6	100	83	P	V
	*	6105	74.49	-	-	59.74	35.58	11.77	32.6	100	83	A	V
Remark	1. No other spurious found. 2. All results are PASS against Peak and Average limit line.												



U-NII 5 5925~6425MHz

WIFI 802.11be EHT320 Large RU 996*2+484_6 (Band Edge @ 3m)

WIFI Ant. 5+4	Note	Frequency (MHz)	Level (dBμV/m)	Margin (dB)	Limit Line (dBμV/m)	Read Level (dBμV)	Antenna Factor (dB/m)	Path Loss (dB)	Preamp Factor (dB)	Ant Pos (cm)	Table Pos (deg)	Peak Avg. (P/A)	Pol. (H/V)
802.11be EHT320 Large RU 996*2+484_6 CH 31 6105MHz		5849.84	52.7	-35.5	88.2	38.34	35.29	11.55	32.48	100	119	P	H
		5917.46	42.73	-25.47	68.2	28.47	35.38	11.42	32.54	100	119	A	H
	*	6105	89.25	-	-	74.5	35.58	11.77	32.6	100	119	P	H
	*	6105	80.3	-	-	65.55	35.58	11.77	32.6	100	119	A	H
		5854.44	52.65	-35.55	88.2	38.28	35.3	11.55	32.48	100	270	P	V
		5924.82	42.56	-25.64	68.2	28.29	35.39	11.42	32.54	100	270	A	V
	*	6105	86.18	-	-	71.43	35.58	11.77	32.6	100	270	P	V
	6105	75.74	-	-	60.99	35.58	11.77	32.6	100	270	A	V	
Remark	1. No other spurious found. 2. All results are PASS against Peak and Average limit line.												

U-NII 5 5925~6425MHz

WIFI 802.11be EHT320 Large RU 996*3_4(Band Edge @ 3m)

WIFI Ant. 5+4	Note	Frequency (MHz)	Level (dBμV/m)	Margin (dB)	Limit Line (dBμV/m)	Read Level (dBμV)	Antenna Factor (dB/m)	Path Loss (dB)	Preamp Factor (dB)	Ant Pos (cm)	Table Pos (deg)	Peak Avg. (P/A)	Pol. (H/V)
802.11be EHT320 Large RU 996*3_4 CH 31 6105MHz		5848	52.23	-35.97	88.2	37.87	35.29	11.55	32.48	100	120	P	H
		5915.16	42.55	-25.65	68.2	28.29	35.38	11.42	32.54	100	120	A	H
	*	6105	89.43	-	-	74.68	35.58	11.77	32.6	100	120	P	H
	*	6105	80.31	-	-	65.56	35.58	11.77	32.6	100	120	A	H
		5875.14	52.15	-36.05	88.2	37.83	35.33	11.49	32.5	100	82	P	V
		5924.36	42.55	-25.65	68.2	28.28	35.39	11.42	32.54	100	82	A	V
	*	6105	85.8	-	-	71.05	35.58	11.77	32.6	100	82	P	V
	6105	76.74	-	-	61.99	35.58	11.77	32.6	100	82	A	V	
Remark	1. No other spurious found. 2. All results are PASS against Peak and Average limit line.												



U-NII 5 5925~6425MHz

WIFI 802.11be EHT320 Large RU 996*3+484_8(Band Edge @ 3m)

WIFI Ant. 5+4	Note	Frequency (MHz)	Level (dBμV/m)	Margin (dB)	Limit Line (dBμV/m)	Read Level (dBμV)	Antenna Factor (dB/m)	Path Loss (dB)	Preamp Factor (dB)	Ant Pos (cm)	Table Pos (deg)	Peak Avg. (P/A)	Pol. (H/V)
802.11be EHT320 Large RU 996*3+484_8 CH 31 6105MHz		5910.1	52.04	-36.16	88.2	37.79	35.37	11.42	32.54	100	121	P	H
		5898.6	42.48	-25.72	68.2	28.22	35.36	11.42	32.52	100	121	A	H
	*	6105	90.12	-	-	75.37	35.58	11.77	32.6	100	121	P	H
	*	6105	79.81	-	-	65.06	35.58	11.77	32.6	100	121	A	H
		5836.96	52.11	-36.09	88.2	37.77	35.27	11.55	32.48	100	271	P	V
		5918.84	42.38	-25.82	68.2	28.11	35.39	11.42	32.54	100	271	A	V
	*	6105	83.27	-	-	68.52	35.58	11.77	32.6	100	271	P	V
*	6105	74.85	-	-	60.1	35.58	11.77	32.6	100	271	A	V	
Remark	1. No other spurious found. 2. All results are PASS against Peak and Average limit line.												

UNII-5/6 Straddle Channel

WIFI 802.11be EHT320 Full (Harmonic @ 3m)

WIFI Ant. 5+4	Note	Frequency (MHz)	Level (dBμV/m)	Margin (dB)	Limit Line (dBμV/m)	Read Level (dBμV)	Antenna Factor (dB/m)	Path Loss (dB)	Preamp Factor (dB)	Ant Pos (cm)	Table Pos (deg)	Peak Avg. (P/A)	Pol. (H/V)
802.11be EHT320 Full CH 95 6425MHz		12850	49.83	-38.37	88.2	45.1	40.44	15.17	50.88	-	-	P	H
		12850	49.78	-38.42	88.2	45.05	40.44	15.17	50.88	-	-	P	V
Remark	1. No other spurious found. 2. All results are PASS against Peak and Average limit line.												



U-NII 6 - 6425-6525MHzMHz

WIFI 802.11a (Harmonic @ 3m)

WIFI Ant.	Note	Frequency (MHz)	Level (dBμV/m)	Margin (dB)	Limit Line (dBμV/m)	Read Level (dBμV)	Antenna Factor (dB/m)	Path Loss (dB)	Preamp Factor (dB)	Ant Pos (cm)	Table Pos (deg)	Peak Avg. (P/A)	Pol. (H/V)
802.11a CH 97		12870	49.27	-38.93	88.2	44.54	40.45	15.17	50.89	-	-	P	H
6435MHz		12870	49.62	-38.58	88.2	44.89	40.45	15.17	50.89	-	-	P	V
802.11a CH 105		12950	49.2	-39	88.2	44.51	40.48	15.17	50.96	-	-	P	H
6475MHz		12950	49.8	-38.4	88.2	45.11	40.48	15.17	50.96	-	-	P	V
802.11a CH 113		13030	49.54	-38.66	88.2	44.85	40.51	15.17	50.99	-	-	P	H
6515MHz		13030	49.23	-38.97	88.2	44.54	40.51	15.17	50.99	-	-	P	V
Remark	1. No other spurious found. 2. All results are PASS against Peak and Average limit line.												



U-NII 6 6425~6525MHz
WIFI 802.11be EHT20 Full (Harmonic @ 3m)

Table with 14 columns: WIFI Ant. 5+4, Note, Frequency (MHz), Level (dBµV/m), Margin (dB), Limit Line (dBµV/m), Read Level (dBµV), Antenna Factor (dB/m), Path Loss (dB), Preamp Factor (dB), Ant Pos (cm), Table Pos (deg), Peak Avg. (P/A), Pol. (H/V). Rows include test results for channels 97, 105, and 113.



U-NII 6 5925~6425MHz
WIFI 802.11be EHT40 Full (Harmonic @ 3m)

Table with 14 columns: WIFI Ant. 5+4, Note, Frequency (MHz), Level (dBµV/m), Margin (dB), Limit Line (dBµV/m), Read Level (dBµV), Antenna Factor (dB/m), Path Loss (dB), Preamp Factor (dB), Ant Pos (cm), Table Pos (deg), Peak Avg. (P/A), Pol. (H/V). Rows include 802.11be EHT40 Full CH 99 6445MHz and CH 107 6485MHz. Remark section contains two points: 1. No other spurious found. 2. All results are PASS against Peak and Average limit line.

U-NII 6 6425~6525MHz
WIFI 802.11be EHT80 Full (Harmonic @ 3m)

Table with 14 columns: WIFI Ant. 5+4, Note, Frequency (MHz), Level (dBµV/m), Margin (dB), Limit Line (dBµV/m), Read Level (dBµV), Antenna Factor (dB/m), Path Loss (dB), Preamp Factor (dB), Ant Pos (cm), Table Pos (deg), Peak Avg. (P/A), Pol. (H/V). Rows include 802.11be EHT80 Full CH 103 6465MHz. Remark section contains two points: 1. No other spurious found. 2. All results are PASS against Peak and Average limit line.



UNII-6/7 Straddle Channel

WIFI 802.11be EHT40 Full (Harmonic @ 3m)

WIFI	Note	Frequency	Level	Margin	Limit	Read	Antenna	Path	Preamp	Ant	Table	Peak	Pol.
Ant.					Line	Level	Factor	Loss	Factor	Pos	Pos	Avg.	
5+4		(MHz)	(dBμV/m)	(dB)	(dBμV/m)	(dBμV)	(dB/m)	(dB)	(dB)	(cm)	(deg)	(P/A)	(H/V)
802.11be EHT40 Full		13050	49.7	-38.5	88.2	44.95	40.51	15.22	50.98	-	-	P	H
CH 115 6525MHz		13050	49.49	-38.71	88.2	44.74	40.51	15.22	50.98	-	-	P	V
Remark	1. No other spurious found. 2. All results are PASS against Peak and Average limit line.												

UNII-6/7 Straddle Channel

WIFI 802.11be EHT80 Full (Harmonic @ 3m)

WIFI	Note	Frequency	Level	Margin	Limit	Read	Antenna	Path	Preamp	Ant	Table	Peak	Pol.
Ant.					Line	Level	Factor	Loss	Factor	Pos	Pos	Avg.	
5+4		(MHz)	(dBμV/m)	(dB)	(dBμV/m)	(dBμV)	(dB/m)	(dB)	(dB)	(cm)	(deg)	(P/A)	(H/V)
802.11be EHT80 Full		13090	49.07	-39.13	88.2	44.26	40.52	15.26	50.97	-	-	P	H
CH 119 6545MHz		13090	49.13	-39.07	88.2	44.32	40.52	15.26	50.97	-	-	P	V
Remark	1. No other spurious found. 2. All results are PASS against Peak and Average limit line.												



UNII-6/7 Straddle Channel

WIFI 802.11be EHT160 Full (Harmonic @ 3m)

WIFI Ant. 5+4	Note	Frequency (MHz)	Level (dBμV/m)	Margin (dB)	Limit Line (dBμV/m)	Read Level (dBμV)	Antenna Factor (dB/m)	Path Loss (dB)	Preamp Factor (dB)	Ant Pos (cm)	Table Pos (deg)	Peak Avg. (P/A)	Pol. (H/V)
802.11be EHT160 Full CH 111 6505MHz		13010	49.38	-38.82	88.2	44.71	40.5	15.17	51	-	-	P	H
		13010	49.4	-38.8	88.2	44.73	40.5	15.17	51	-	-	P	V
Remark 1. No other spurious found. 2. All results are PASS against Peak and Average limit line.													

UNII-6/7 Straddle Channel

WIFI 802.11be EHT320 Full (Harmonic @ 3m)

WIFI Ant. 5+4	Note	Frequency (MHz)	Level (dBμV/m)	Margin (dB)	Limit Line (dBμV/m)	Read Level (dBμV)	Antenna Factor (dB/m)	Path Loss (dB)	Preamp Factor (dB)	Ant Pos (cm)	Table Pos (deg)	Peak Avg. (P/A)	Pol. (H/V)
802.11be EHT320 Full CH 127 6585MHz		13170	49.02	-39.18	88.2	44.07	40.53	15.35	50.93	-	-	P	H
		13170	49.43	-38.77	88.2	44.48	40.53	15.35	50.93	-	-	P	V
Remark 1. No other spurious found. 2. All results are PASS against Peak and Average limit line.													



U-NII 7 - 6525-6875MHzMHz

WIFI 802.11a (Harmonic @ 3m)

WIFI	Note	Frequency	Level	Margin	Limit	Read	Antenna	Path	Preamp	Ant	Table	Peak	Pol.
Ant.					Line	Level	Factor	Loss	Factor	Pos	Pos	Avg.	
5+4		(MHz)	(dBμV/m)	(dB)	(dBμV/m)	(dBμV)	(dB/m)	(dB)	(dB)	(cm)	(deg)	(P/A)	(H/V)
802.11a CH 117 6535MHz		13070	49.3	-38.9	88.2	44.54	40.51	15.22	50.97	-	-	P	H
		13070	49.21	-38.99	88.2	44.45	40.51	15.22	50.97	-	-	P	V
802.11a CH 149 6695MHz		13390	49.62	-24.38	74	44.26	40.58	15.62	50.84	-	-	P	H
		13390	49.86	-24.14	74	44.5	40.58	15.62	50.84	-	-	P	V
802.11a CH 181 6855MHz		13710	49.49	-38.71	88.2	43.54	40.73	15.98	50.76	-	-	P	H
		13710	49.46	-38.74	88.2	43.51	40.73	15.98	50.76	-	-	P	V
Remark	1. No other spurious found. 2. All results are PASS against Peak and Average limit line.												



U-NII 7 6525~6875MHz
WIFI 802.11be EHT20 Full (Harmonic @ 3m)

Table with 14 columns: WIFI Ant. 5+4, Note, Frequency (MHz), Level (dBµV/m), Margin (dB), Limit Line (dBµV/m), Read Level (dBµV), Antenna Factor (dB/m), Path Loss (dB), Preamp Factor (dB), Ant Pos (cm), Table Pos (deg), Peak Avg. (P/A), Pol. (H/V). Rows include test results for channels 117, 149, and 181.



U-NII 7 6525~6875MHz
WIFI 802.11be EHT40 Full (Harmonic @ 3m)

Table with 14 columns: WIFI Ant. 5+4, Note, Frequency (MHz), Level (dBµV/m), Margin (dB), Limit Line (dBµV/m), Read Level (dBµV), Antenna Factor (dB/m), Path Loss (dB), Preamp Factor (dB), Ant Pos (cm), Table Pos (deg), Peak Avg. (P/A), Pol. (H/V). Rows include test results for channels 123, 147, and 179.



U-NII 7 6525~6875MHz
WIFI 802.11be EHT80 Full (Harmonic @ 3m)

WIFI Ant. 5+4	Note	Frequency (MHz)	Level (dBμV/m)	Margin (dB)	Limit Line (dBμV/m)	Read Level (dBμV)	Antenna Factor (dB/m)	Path Loss (dB)	Preamp Factor (dB)	Ant Pos (cm)	Table Pos (deg)	Peak Avg. (P/A)	Pol. (H/V)
802.11be EHT80 Full		13250	49.2	-24.8	74	44.11	40.55	15.44	50.9	-	-	P	H
CH 135 6625MHz		13250	49.17	-24.83	74	44.08	40.55	15.44	50.9	-	-	P	V
802.11be EHT80 Full		13410	49.58	-38.62	88.2	44.21	40.58	15.62	50.83	-	-	P	H
CH 151 6705MHz		13410	49.63	-38.57	88.2	44.26	40.58	15.62	50.83	-	-	P	V
802.11be EHT80 Full		13570	49.76	-38.44	88.2	44.11	40.64	15.8	50.79	-	-	P	H
CH 167 6785MHz		13570	49.93	-38.27	88.2	44.28	40.64	15.8	50.79	-	-	P	V
Remark	1. No other spurious found. 2. All results are PASS against Peak and Average limit line.												

U-NII 7 6525~6875MHz
WIFI 802.11be EHT160 Full (Harmonic @ 3m)

WIFI Ant. 5+4	Note	Frequency (MHz)	Level (dBμV/m)	Margin (dB)	Limit Line (dBμV/m)	Read Level (dBμV)	Antenna Factor (dB/m)	Path Loss (dB)	Preamp Factor (dB)	Ant Pos (cm)	Table Pos (deg)	Peak Avg. (P/A)	Pol. (H/V)
802.11be EHT160 Full		13330	49.68	-24.32	74	44.45	40.57	15.53	50.87			P	H
CH 143 6665MHz		13330	49.91	-24.09	74	44.68	40.57	15.53	50.87	-	-	P	V
Remark	1. No other spurious found. 2. All results are PASS against Peak and Average limit line.												



UNII-7/8 Straddle Channel

WIFI 802.11be EHT80 Full (Harmonic @ 3m)

WIFI Ant. 5+4	Note	Frequency (MHz)	Level (dBμV/m)	Margin (dB)	Limit Line (dBμV/m)	Read Level (dBμV)	Antenna Factor (dB/m)	Path Loss (dB)	Preamp Factor (dB)	Ant Pos (cm)	Table Pos (deg)	Peak Avg. (P/A)	Pol. (H/V)
802.11be EHT80 Full		13730	49.56	-38.64	88.2	43.59	40.74	15.98	50.75	-	-	P	H
CH 183 6865MHz		13730	49.69	-38.51	88.2	43.72	40.74	15.98	50.75	-	-	P	V
Remark	1. No other spurious found. 2. All results are PASS against Peak and Average limit line.												

UNII-7/8 Straddle Channel

WIFI 802.11be EHT160 Full (Harmonic @ 3m)

WIFI Ant. 5+4	Note	Frequency (MHz)	Level (dBμV/m)	Margin (dB)	Limit Line (dBμV/m)	Read Level (dBμV)	Antenna Factor (dB/m)	Path Loss (dB)	Preamp Factor (dB)	Ant Pos (cm)	Table Pos (deg)	Peak Avg. (P/A)	Pol. (H/V)
802.11be EHT160 Full		13650	49.84	-38.36	88.2	44.03	40.69	15.89	50.77	-	-	P	H
CH 175 6825MHz		13650	49.19	-39.01	88.2	43.38	40.69	15.89	50.77	-	-	P	V
Remark	1. No other spurious found. 2. All results are PASS against Peak and Average limit line.												



UNII-7/8 Straddle Channel

WIFI 802.11be EHT320 Full (Harmonic @ 3m)

WIFI Ant. 5+4	Note	Frequency (MHz)	Level (dBμV/m)	Margin (dB)	Limit Line (dBμV/m)	Read Level (dBμV)	Antenna Factor (dB/m)	Path Loss (dB)	Preamp Factor (dB)	Ant Pos (cm)	Table Pos (deg)	Peak Avg. (P/A)	Pol. (H/V)
802.11be EHT320 Full CH 159 6745MHz		13490	49.23	-38.97	88.2	43.72	40.6	15.71	50.8	-	-	P	H
		13490	49.41	-38.79	88.2	43.9	40.6	15.71	50.8	-	-	P	V
Remark	1. No other spurious found. 2. All results are PASS against Peak and Average limit line.												



UNII-7/8 Straddle Channel

WIFI 802.11a (Harmonic @ 3m)

WIFI	Note	Frequency	Level	Margin	Limit	Read	Antenna	Path	Preamp	Ant	Table	Peak	Pol.
Ant.					Line	Level	Factor	Loss	Factor	Pos	Pos	Avg.	
5+4		(MHz)	(dBμV/m)	(dB)	(dBμV/m)	(dBμV)	(dB/m)	(dB)	(dB)	(cm)	(deg)	(P/A)	(H/V)
802.11a		13750	49.37	-38.83	88.2	43.34	40.75	16.03	50.75	-	-	P	H
CH 185		13750	49.5	-38.7	88.2	43.47	40.75	16.03	50.75	-	-	P	V
6875MHz													
Remark	1. No other spurious found. 2. All results are PASS against Peak and Average limit line.												

UNII-7/8 Straddle Channel

WIFI 802.11be EHT20 Full (Harmonic @ 3m)

WIFI	Note	Frequency	Level	Margin	Limit	Read	Antenna	Path	Preamp	Ant	Table	Peak	Pol.
Ant.					Line	Level	Factor	Loss	Factor	Pos	Pos	Avg.	
5+4		(MHz)	(dBμV/m)	(dB)	(dBμV/m)	(dBμV)	(dB/m)	(dB)	(dB)	(cm)	(deg)	(P/A)	(H/V)
802.11be		13750	49.6	-38.6	88.2	43.57	40.75	16.03	50.75	-	-	P	H
EHT20 Full		13750	49.86	-38.34	88.2	43.83	40.75	16.03	50.75	-	-	P	V
CH 185													
6875MHz													
Remark	1. No other spurious found. 2. All results are PASS against Peak and Average limit line.												



**UNII-7/8 Straddle Channel
WIFI 802.11be EHT40 Full (Harmonic @ 3m)**

WIFI Ant. 5+4	Note	Frequency (MHz)	Level (dBμV/m)	Margin (dB)	Limit Line (dBμV/m)	Read Level (dBμV)	Antenna Factor (dB/m)	Path Loss (dB)	Preamp Factor (dB)	Ant Pos (cm)	Table Pos (deg)	Peak Avg. (P/A)	Pol. (H/V)
802.11be EHT40 Full		13770	49.28	-38.92	88.2	43.24	40.76	16.03	50.75	-	-	P	H
CH 187 688 5MHz		13770	49.99	-38.21	88.2	43.95	40.76	16.03	50.75	-	-	P	V
Remark	1. No other spurious found. 2. All results are PASS against Peak and Average limit line.												

**UNII-7/8 Straddle Channel
WIFI 802.11be EHT320 Full (Band Edge @ 3m)**

WIFI Ant. 5+4	Note	Frequency (MHz)	Level (dBμV/m)	Margin (dB)	Limit Line (dBμV/m)	Read Level (dBμV)	Antenna Factor (dB/m)	Path Loss (dB)	Preamp Factor (dB)	Ant Pos (cm)	Table Pos (deg)	Peak Avg. (P/A)	Pol. (H/V)
802.11be EHT320 Full CH 191 6905MHz	*	6905	98.22	-	-	82.36	36.14	12.15	32.43	105	46	P	H
	*	6905	88.19	-	-	72.33	36.14	12.15	32.43	105	46	A	H
		7138.125	67.22	-20.98	88.2	50.76	36.26	12.72	32.52	105	46	P	H
		7282.5	62.14	-11.86	74	45.39	36.31	13.06	32.62	105	46	P	H
		7138.125	56.85	-11.35	68.2	40.39	36.26	12.72	32.52	105	46	A	H
		7258.75	51.27	-2.73	54	34.54	36.3	13.03	32.6	105	46	A	H
	*	6905	95.81	-	-	79.95	36.14	12.15	32.43	100	269	P	V
	*	6905	86.15	-	-	70.29	36.14	12.15	32.43	100	269	A	V
		7223.75	63.75	-24.45	88.2	47.01	36.29	13.03	32.58	100	269	P	V
		7265	58.76	-15.24	74	42.01	36.31	13.06	32.62	100	269	P	V
		7143.125	53	-15.2	68.2	36.4	36.26	12.86	32.52	100	269	A	V
		7265.625	48.94	-5.06	54	32.19	36.31	13.06	32.62	100	269	A	V
Remark	1. No other spurious found. 2. All results are PASS against Peak and Average limit line.												



UNII-7/8 Straddle Channel

WIFI 802.11be EHT320 Full (Harmonic @ 3m)

WIFI Ant. 5+4	Note	Frequency (MHz)	Level (dBμV/m)	Margin (dB)	Limit Line (dBμV/m)	Read Level (dBμV)	Antenna Factor (dB/m)	Path Loss (dB)	Preamp Factor (dB)	Ant Pos (cm)	Table Pos (deg)	Peak Avg. (P/A)	Pol. (H/V)
802.11be EHT320 Full CH 191 6905MHz		13810	49.97	-38.23	88.2	43.85	40.79	16.07	50.74	-	-	P	H
		13810	48.7	-39.5	88.2	42.58	40.79	16.07	50.74	-	-	P	V
Remark 1. No other spurious found. 2. All results are PASS against Peak and Average limit line.													

UNII-7/8 Straddle Channel

WIFI 802.11be EHT320 Puncturing 80M+40M_3 (Band Edge @ 3m)

WIFI Ant. 5+4	Note	Frequency (MHz)	Level (dBμV/m)	Margin (dB)	Limit Line (dBμV/m)	Read Level (dBμV)	Antenna Factor (dB/m)	Path Loss (dB)	Preamp Factor (dB)	Ant Pos (cm)	Table Pos (deg)	Peak Avg. (P/A)	Pol. (H/V)
802.11be EHT320 Puncturing 80M+40M_3 CH 191 6905MHz	*	6905	85.71	-	-	69.85	36.14	12.15	32.43	100	119	P	H
	*	6905	76.2	-	-	60.34	36.14	12.15	32.43	100	119	A	H
		7173.75	54.76	-33.44	88.2	38.17	36.27	12.86	32.54	100	119	P	H
		7318.125	55.16	-18.84	74	38.41	36.33	13.08	32.66	100	119	P	H
		7130.625	43.98	-24.22	68.2	27.51	36.25	12.72	32.5	100	119	A	H
		7256.25	43.92	-10.08	54	27.19	36.3	13.03	32.6	100	119	A	H
	*	6905	84.46	-	-	68.6	36.14	12.15	32.43	100	104	P	V
	*	6905	75.1	-	-	59.24	36.14	12.15	32.43	100	104	A	V
		7173.75	54.99	-33.21	88.2	38.4	36.27	12.86	32.54	100	104	P	V
		7270	55.08	-18.92	74	38.33	36.31	13.06	32.62	100	104	P	V
	7130	44.45	-23.75	68.2	27.98	36.25	12.72	32.5	100	104	A	V	
	7256.875	44.38	-9.62	54	27.65	36.3	13.03	32.6	100	104	A	V	
Remark 1. No other spurious found. 2. All results are PASS against Peak and Average limit line.													



UNII-7/8 Straddle Channel
WIFI 802.11be EHT320 Puncturing 80M_2 (Band Edge @ 3m)

WIFI Ant. 5+4	Note	Frequency (MHz)	Level (dBμV/m)	Margin (dB)	Limit Line (dBμV/m)	Read Level (dBμV)	Antenna Factor (dB/m)	Path Loss (dB)	Preamp Factor (dB)	Ant Pos (cm)	Table Pos (deg)	Peak Avg. (P/A)	Pol. (H/V)
802.11be EHT320 Puncturing 80M_2 CH 191 6905MHz	*	6905	87.33	-	-	71.47	36.14	12.15	32.43	100	242	P	H
	*	6905	77.5	-	-	61.64	36.14	12.15	32.43	100	242	A	H
		7163.75	55.1	-33.1	88.2	38.51	36.27	12.86	32.54	100	242	P	H
		7251.25	56.86	-17.14	74	40.13	36.3	13.03	32.6	100	242	P	H
		7133.75	45.59	-22.61	68.2	29.14	36.25	12.72	32.52	100	242	A	H
		7285.625	45.56	-8.44	54	28.81	36.31	13.06	32.62	100	242	A	H
	*	6905	86.17	-	-	70.31	36.14	12.15	32.43	100	110	P	V
	*	6905	76.38	-	-	60.52	36.14	12.15	32.43	100	110	A	V
		7153.125	54.98	-33.22	88.2	38.38	36.26	12.86	32.52	100	110	P	V
		7323.125	56	-18	74	39.25	36.33	13.08	32.66	100	110	P	V
	7215	45.56	-22.64	68.2	28.85	36.29	13	32.58	100	110	A	V	
	7306.25	45.52	-8.48	54	28.76	36.32	13.08	32.64	100	110	A	V	
Remark	1. No other spurious found. 2. All results are PASS against Peak and Average limit line.												



UNII-7/8 Straddle Channel
WIFI 802.11be EHT320 Puncturing 40M_2 (Band Edge @ 3m)

WIFI Ant. 5+4	Note	Frequency (MHz)	Level (dBμV/m)	Margin (dB)	Limit Line (dBμV/m)	Read Level (dBμV)	Antenna Factor (dB/m)	Path Loss (dB)	Preamp Factor (dB)	Ant Pos (cm)	Table Pos (deg)	Peak Avg. (P/A)	Pol. (H/V)
802.11be EHT320 Puncturing 40M_2 CH 191 6905MHz	*	6905	86.45	-	-	70.59	36.14	12.15	32.43	100	241	P	H
	*	6905	76.95	-	-	61.09	36.14	12.15	32.43	100	241	A	H
		7198.125	55.05	-33.15	88.2	38.33	36.28	13	32.56	100	241	P	H
		7260.625	55.94	-18.06	74	39.2	36.3	13.06	32.62	100	241	P	H
		7218.75	45.39	-22.81	68.2	28.68	36.29	13	32.58	100	241	A	H
		7284.375	45.34	-8.66	54	28.59	36.31	13.06	32.62	100	241	A	H
	*	6905	85.71	-	-	69.85	36.14	12.15	32.43	100	106	P	V
	*	6905	76.34	-	-	60.48	36.14	12.15	32.43	100	106	A	V
		7170	55.14	-33.06	88.2	38.55	36.27	12.86	32.54	100	106	P	V
		7316.25	55.61	-18.39	74	38.86	36.33	13.08	32.66	100	106	P	V
	7140.625	45.33	-22.87	68.2	28.87	36.26	12.72	32.52	100	106	A	V	
	7252.5	45.21	-8.79	54	28.48	36.3	13.03	32.6	100	106	A	V	
Remark	1. No other spurious found. 2. All results are PASS against Peak and Average limit line.												



UNII-7/8 Straddle Channel

WIFI 802.11be EHT320 Large RU 996*2+484_3(Band Edge @ 3m)

WIFI Ant. 5+4	Note	Frequency (MHz)	Level (dBμV/m)	Margin (dB)	Limit Line (dBμV/m)	Read Level (dBμV)	Antenna Factor (dB/m)	Path Loss (dB)	Preamp Factor (dB)	Ant Pos (cm)	Table Pos (deg)	Peak Avg. (P/A)	Pol. (H/V)
802.11be EHT320 Large RU	*	6905	87.21	-	-	71.35	36.14	12.15	32.43	100	241	P	H
	*	6905	78.23	-	-	62.37	36.14	12.15	32.43	100	241	A	H
		7148.125	55.15	-33.05	88.2	38.55	36.26	12.86	32.52	100	241	P	H
		7313.75	55.22	-18.78	74	38.47	36.33	13.08	32.66	100	241	P	H
		7249.5	45.41	-22.79	68.2	28.68	36.3	13.03	32.6	100	241	A	H
		7250	45.41	-8.59	54	28.68	36.3	13.03	32.6	100	241	A	H
996*2+484_3 CH 191 6905MHz	*	6905	85.39	-	-	69.53	36.14	12.15	32.43	100	274	P	V
	*	6905	76.84	-	-	60.98	36.14	12.15	32.43	100	274	A	V
		7204.375	55.18	-33.02	88.2	38.46	36.28	13	32.56	100	274	P	V
		7333.75	54.82	-19.18	74	38.07	36.33	13.08	32.66	100	274	P	V
		7243.75	45.23	-22.97	68.2	28.5	36.3	13.03	32.6	100	274	A	V
		7278.75	45.24	-8.76	54	28.49	36.31	13.06	32.62	100	274	A	V
Remark	3. No other spurious found. 4. All results are PASS against Peak and Average limit line.												



UNII-7/8 Straddle Channel

WIFI 802.11be EHT320 Large RU 996*3_4(Band Edge @ 3m)

WIFI Ant. 5+4	Note	Frequency (MHz)	Level (dBμV/m)	Margin (dB)	Limit Line (dBμV/m)	Read Level (dBμV)	Antenna Factor (dB/m)	Path Loss (dB)	Preamp Factor (dB)	Ant Pos (cm)	Table Pos (deg)	Peak Avg. (P/A)	Pol. (H/V)
802.11be EHT320 Large RU 996*3_4 CH 191 6905MHz	*	6905	85.95	-	-	70.09	36.14	12.15	32.43	100	242	P	H
	*	6905	76.77	-	-	60.91	36.14	12.15	32.43	100	242	A	H
		7213.75	54.95	-33.25	88.2	38.24	36.29	13	32.58	100	242	P	H
		7261.25	55.27	-18.73	74	38.53	36.3	13.06	32.62	100	242	P	H
		7240.625	45.32	-22.88	68.2	28.59	36.3	13.03	32.6	100	242	A	H
		7251.25	45.23	-8.77	54	28.5	36.3	13.03	32.6	100	242	A	H
	*	6905	85.7	-	-	69.84	36.14	12.15	32.43	100	100	P	V
	*	6905	76.28	-	-	60.42	36.14	12.15	32.43	100	100	A	V
		7195	55.64	-32.56	88.2	38.92	36.28	13	32.56	100	100	P	V
		7274.375	54.82	-19.18	74	38.07	36.31	13.06	32.62	100	100	P	V
	7132.5	45.27	-22.93	68.2	28.8	36.25	12.72	32.5	100	100	A	V	
	7258.125	45.21	-8.79	54	28.48	36.3	13.03	32.6	100	100	A	V	
Remark	1. No other spurious found. 2. All results are PASS against Peak and Average limit line.												



UNII-7 - 6525-7125MHz

WIFI 802.11be EHT320 Large RU 996*3+484_5 (Band Edge @ 3m)

WIFI Ant. 5+4	Note	Frequency (MHz)	Level (dBμV/m)	Margin (dB)	Limit Line (dBμV/m)	Read Level (dBμV)	Antenna Factor (dB/m)	Path Loss (dB)	Preamp Factor (dB)	Ant Pos (cm)	Table Pos (deg)	Peak Avg. (P/A)	Pol. (H/V)
802.11be EHT320 Large RU	*	6905	85.36	-	-	69.5	36.14	12.15	32.43	100	241	P	H
	*	6905	76.22	-	-	60.36	36.14	12.15	32.43	100	241	A	H
		7200	55.38	-32.82	88.2	38.66	36.28	13	32.56	100	241	P	H
		7278.75	54.8	-19.2	74	38.05	36.31	13.06	32.62	100	241	P	H
		7206.25	45.19	-23.01	68.2	28.47	36.28	13	32.56	100	241	A	H
		7255.625	45.37	-8.63	54	28.64	36.3	13.03	32.6	100	241	A	H
996*3+484_5 CH 191 6905MHz	*	6905	84.47	-	-	68.61	36.14	12.15	32.43	100	99	P	V
	*	6905	76.03	-	-	60.17	36.14	12.15	32.43	100	99	A	V
		7203.125	54.99	-33.21	88.2	38.27	36.28	13	32.56	100	99	P	V
		7287.5	55.37	-18.63	74	38.63	36.32	13.06	32.64	100	99	P	V
		7129.375	45.28	-22.92	68.2	28.81	36.25	12.72	32.5	100	99	A	V
		7277.5	45.43	-8.57	54	28.68	36.31	13.06	32.62	100	99	A	V
Remark	1. No other spurious found. 2. All results are PASS against Peak and Average limit line.												



U-NII 8 - 6875-7125MHzMHz

WIFI 802.11a (Band Edge @ 3m)

WIFI	Note	Frequency	Level	Margin	Limit	Read	Antenna	Path	Preamp	Ant	Table	Peak	Pol.
Ant.					Line	Level	Factor	Loss	Factor	Pos	Pos	Avg.	
5+4		(MHz)	(dBμV/m)	(dB)	(dBμV/m)	(dBμV)	(dB/m)	(dB)	(dB)	(cm)	(deg)	(P/A)	(H/V)
802.11a CH 229 7095MHz	*	7095	97.54	-	-	81.19	36.24	12.59	32.48	278	244	P	H
	*	7095	91.05	-	-	74.7	36.24	12.59	32.48	278	244	A	H
		7148.86	55.87	-32.33	88.2	39.27	36.26	12.86	32.52	278	244	P	H
		7258.775	55.15	-18.85	74	38.42	36.3	13.03	32.6	278	244	P	H
		7131.915	43.99	-24.21	68.2	27.52	36.25	12.72	32.5	278	244	A	H
		7255.605	43.87	-10.13	54	27.14	36.3	13.03	32.6	278	244	A	H
	*	7095	94.89	-	-	78.54	36.24	12.59	32.48	273	176	P	V
	*	7095	88.09	-	-	71.74	36.24	12.59	32.48	273	176	A	V
		7144.855	55.74	-32.46	88.2	39.14	36.26	12.86	32.52	273	176	P	V
		7311.285	55.54	-18.46	74	38.8	36.32	13.08	32.66	273	176	P	V
		7133.31	43.95	-24.25	68.2	27.5	36.25	12.72	32.52	273	176	A	V
		7250.955	43.86	-10.14	54	27.13	36.3	13.03	32.6	273	176	A	V
802.11a CH 233 7115MHz	*	7115	94.33	-	-	77.86	36.25	12.72	32.5	190	80	P	H
	*	7115	87.32	-	-	70.85	36.25	12.72	32.5	190	80	A	H
		7125.72	77.7	-10.5	88.2	61.23	36.25	12.72	32.5	190	80	P	H
		7274.795	55.44	-18.56	74	38.69	36.31	13.06	32.62	190	80	P	H
		7125	66.17	-2.03	68.2	49.7	36.25	12.72	32.5	190	80	A	H
		7251.42	43.8	-10.2	54	27.07	36.3	13.03	32.6	190	80	A	H
	*	7115	94.37	-	-	77.9	36.25	12.72	32.5	100	106	P	V
	*	7115	87.03	-	-	70.56	36.25	12.72	32.5	100	106	A	V
		7125	77.22	-10.98	88.2	60.75	36.25	12.72	32.5	100	106	P	V
		7280.135	54.49	-19.51	74	37.74	36.31	13.06	32.62	100	106	P	V
		7125	64.79	-3.41	68.2	48.32	36.25	12.72	32.5	100	106	A	V
		7254.675	43.81	-10.19	54	27.08	36.3	13.03	32.6	100	106	A	V
Remark	1. No other spurious found. 2. All results are PASS against Peak and Average limit line.												



U-NII 8 6875~7125MHz
WIFI 802.11a (Harmonic @ 3m)

Table with 14 columns: WIFI Ant. 5+4, Note, Frequency (MHz), Level (dBµV/m), Margin (dB), Limit Line (dBµV/m), Read Level (dBµV), Antenna Factor (dB/m), Path Loss (dB), Preamp Factor (dB), Ant Pos (cm), Table Pos (deg), Peak Avg. (P/A), Pol. (H/V). Rows include channels 189, 209, 229, and 233 at various frequencies.



U-NII 8 - 6875-7125MHzMHz

WIFI 802.11be EHT20 Full (Band Edge @ 3m)

WIFI Ant. 5+4	Note	Frequency (MHz)	Level (dBμV/m)	Margin (dB)	Limit Line (dBμV/m)	Read Level (dBμV)	Antenna Factor (dB/m)	Path Loss (dB)	Preamp Factor (dB)	Ant Pos (cm)	Table Pos (deg)	Peak Avg. (P/A)	Pol. (H/V)
802.11be EHT20 Full CH 229 7095MHz	*	7095	99.82	-	-	83.47	36.24	12.59	32.48	276	244	P	H
	*	7095	91.15	-	-	74.8	36.24	12.59	32.48	276	244	A	H
		7151.975	54.78	-33.42	88.2	38.18	36.26	12.86	32.52	276	244	P	H
		7322.41	55.1	-18.9	74	38.35	36.33	13.08	32.66	276	244	P	H
		7128.66	43.98	-24.22	68.2	27.51	36.25	12.72	32.5	276	244	A	H
		7256.07	43.87	-10.13	54	27.14	36.3	13.03	32.6	276	244	A	H
	*	7095	96.64	-	-	80.29	36.24	12.59	32.48	100	113	P	V
	*	7095	87.49	-	-	71.14	36.24	12.59	32.48	100	113	A	V
		7197.365	54.37	-33.83	88.2	37.65	36.28	13	32.56	100	113	P	V
		7298.38	54.22	-19.78	74	37.48	36.32	13.06	32.64	100	113	P	V
802.11be EHT20 Full CH 233 7115MHz	*	7115	83.19	-	-	66.72	36.25	12.72	32.5	264	249	P	H
	*	7115	75.7	-	-	59.23	36.25	12.72	32.5	264	249	A	H
		7125	80.55	-7.65	88.2	64.08	36.25	12.72	32.5	264	249	P	H
		7327.75	54.77	-19.23	74	38.02	36.33	13.08	32.66	264	249	P	H
		7125	65.97	-2.23	68.2	49.5	36.25	12.72	32.5	264	249	A	H
		7250.955	43.81	-10.19	54	27.08	36.3	13.03	32.6	264	249	A	H
	*	7115	83.14	-	-	66.67	36.25	12.72	32.5	100	105	P	V
	*	7115	73.1	-	-	56.63	36.25	12.72	32.5	100	105	A	V
		7125	76.61	-11.59	88.2	60.14	36.25	12.72	32.5	100	105	P	V
		7251.655	54.46	-19.54	74	37.73	36.3	13.03	32.6	100	105	P	V
	7125	62.89	-5.31	68.2	46.42	36.25	12.72	32.5	100	105	A	V	
	7252.35	43.8	-10.2	54	27.07	36.3	13.03	32.6	100	105	A	V	
Remark	1. No other spurious found. 2. All results are PASS against Peak and Average limit line.												



U-NII 8 6875~7125MHz
WIFI 802.11be EHT20 Full (Harmonic @ 3m)

Table with 14 columns: WIFI Ant. 5+4, Note, Frequency (MHz), Level (dBµV/m), Margin (dB), Limit Line (dBµV/m), Read Level (dBµV), Antenna Factor (dB/m), Path Loss (dB), Preamp Factor (dB), Ant Pos (cm), Table Pos (deg), Peak Avg. (P/A), Pol. (H/V). Rows include channels 189, 209, 229, and 233.



U-NII 8 6875~7125MHz
WIFI 802.11be EHT20 Single RU (Band Edge @ 3m)

WIFI Ant. 5+4	Note	Frequency (MHz)	Level (dBμV/m)	Margin (dB)	Limit Line (dBμV/m)	Read Level (dBμV)	Antenna Factor (dB/m)	Path Loss (dB)	Preamp Factor (dB)	Ant Pos (cm)	Table Pos (deg)	Peak Avg. (P/A)	Pol. (H/V)
802.11be EHT20 Partial 26/8 CH 229 7095MHz	*	7095	100.65	-	-	84.56	35.98	12.59	32.48	273	244	P	H
	*	7095	91.63	-	-	75.54	35.98	12.59	32.48	273	244	A	H
		7220.95	55.09	-33.11	88.2	38.56	36.08	13.03	32.58	273	244	P	H
		7329.53	54.09	-19.91	74	37.51	36.16	13.08	32.66	273	244	P	H
		7125.405	43.69	-24.51	68.2	27.47	36	12.72	32.5	273	244	A	H
		7254.675	43.67	-10.33	54	27.14	36.1	13.03	32.6	273	244	A	H
	*	7095	96.27	-	-	80.18	35.98	12.59	32.48	100	86	P	V
	*	7095	88.7	-	-	72.61	35.98	12.59	32.48	100	86	A	V
		7192.915	54.13	-34.07	88.2	37.64	36.05	13	32.56	100	86	P	V
		7310.84	54.57	-19.43	74	37.98	36.15	13.08	32.64	100	86	P	V
802.11be EHT20 Partial 52/40 CH 233 7115MHz		7225.38	43.7	-24.5	68.2	27.17	36.08	13.03	32.58	100	86	A	V
		7311.405	43.7	-10.3	54	27.13	36.15	13.08	32.66	100	86	A	V
	*	7115	81.7	-	-	65.49	35.99	12.72	32.5	278	242	P	H
	*	7115	74.53	-	-	58.32	35.99	12.72	32.5	278	242	A	H
		7125	72.27	-15.93	88.2	56.05	36	12.72	32.5	278	242	P	H
		7274.35	54.07	-19.93	74	37.51	36.12	13.06	32.62	278	242	P	H
		7125	62.94	-5.26	68.2	46.72	36	12.72	32.5	278	242	A	H
		7255.605	43.66	-10.34	54	27.13	36.1	13.03	32.6	278	242	A	H
	*	7115	80.23	-	-	64.02	35.99	12.72	32.5	100	171	P	V
	*	7115	71.96	-	-	55.75	35.99	12.72	32.5	100	171	A	V
	7125	67.33	-20.87	88.2	51.11	36	12.72	32.5	100	171	P	V	
	7259.665	54.88	-19.12	74	38.31	36.11	13.06	32.6	100	171	P	V	
	7125	60.22	-7.98	68.2	44	36	12.72	32.5	100	171	A	V	
	7254.675	43.67	-10.33	54	27.14	36.1	13.03	32.6	100	171	A	V	
Remark	1. No other spurious found. 2. All results are PASS against Peak and Average limit line.												



U-NII 8 6875~7125MHz
WIFI 802.11be EHT20 Small RU (Band Edge @ 3m)

WIFI Ant. 5+4	Note	Frequency (MHz)	Level (dBμV/m)	Margin (dB)	Limit Line (dBμV/m)	Read Level (dBμV)	Antenna Factor (dB/m)	Path Loss (dB)	Preamp Factor (dB)	Ant Pos (cm)	Table Pos (deg)	Peak Avg. (P/A)	Pol. (H/V)
802.11be EHT20 SmallRU 106+26/2 CH 229 7095MHz	*	7095	96.08	-	-	79.73	36.24	12.59	32.48	100	73	P	H
	*	7095	86.4	-	-	70.05	36.24	12.59	32.48	100	73	A	H
		7241.865	54.93	-33.27	88.2	38.2	36.3	13.03	32.6	100	73	P	H
		7330.865	54.41	-19.59	74	37.66	36.33	13.08	32.66	100	73	P	H
		7133.31	44.31	-23.89	68.2	27.86	36.25	12.72	32.52	100	73	A	H
		7309.08	44.24	-9.76	54	27.48	36.32	13.08	32.64	100	73	A	H
	*	7095	94.91	-	-	78.56	36.24	12.59	32.48	100	98	P	V
	*	7095	86.4	-	-	70.05	36.24	12.59	32.48	100	98	A	V
		7171.555	55.57	-32.63	88.2	38.98	36.27	12.86	32.54	100	98	P	V
		7250.32	55.14	-18.86	74	38.41	36.3	13.03	32.6	100	98	P	V
802.11be EHT20 SmallRU 106+26/2 CH 233 7115MHz	*	7115	82.38	-	-	65.91	36.25	12.72	32.5	100	76	P	H
	*	7115	72.71	-	-	56.24	36.25	12.72	32.5	100	76	A	H
		7125	74.73	-13.47	88.2	58.26	36.25	12.72	32.5	100	76	P	H
		7338.875	55.27	-18.73	74	38.5	36.34	13.11	32.68	100	76	P	H
		7125	65.02	-3.18	68.2	48.55	36.25	12.72	32.5	100	76	A	H
		7310.94	44.47	-9.53	54	27.71	36.32	13.08	32.64	100	76	A	H
	*	7115	80.16	-	-	63.69	36.25	12.72	32.5	100	107	P	V
	*	7115	71.11	-	-	54.64	36.25	12.72	32.5	100	107	A	V
		7125	75.63	-12.57	88.2	59.16	36.25	12.72	32.5	100	107	P	V
		7336.65	54.93	-19.07	74	38.18	36.33	13.08	32.66	100	107	P	V
	7125	64.74	-3.46	68.2	48.27	36.25	12.72	32.5	100	107	A	V	
	7311.87	43.93	-10.07	54	27.19	36.32	13.08	32.66	100	107	A	V	
Remark	1. No other spurious found. 2. All results are PASS against Peak and Average limit line.												



U-NII 8 6875~7125MHz

WIFI 802.11be EHT40 Full (Band Edge @ 3m)

WIFI Ant. 5+4	Note	Frequency (MHz)	Level (dBμV/m)	Margin (dB)	Limit Line (dBμV/m)	Read Level (dBμV)	Antenna Factor (dB/m)	Path Loss (dB)	Preamp Factor (dB)	Ant Pos (cm)	Table Pos (deg)	Peak Avg. (P/A)	Pol. (H/V)
802.11be EHT40 Full	*	7085	99.49	-	-	83.15	36.23	12.59	32.48	279	242	P	H
	*	7085	90.45	-	-	74.11	36.23	12.59	32.48	279	242	A	H
		7136.4	55.54	-32.66	88.2	39.09	36.25	12.72	32.52	279	242	P	H
		7274.35	56.22	-17.78	74	39.47	36.31	13.06	32.62	279	242	P	H
		7131.45	45.61	-22.59	68.2	29.14	36.25	12.72	32.5	279	242	A	H
CH 227 7085MHz		7252.815	43.9	-10.1	54	27.17	36.3	13.03	32.6	279	242	A	H
7085MHz	*	7085	96.69	-	-	80.35	36.23	12.59	32.48	109	178	P	V
	*	7085	88.01	-	-	71.67	36.23	12.59	32.48	109	178	A	V
		7126.165	55.38	-32.82	88.2	38.91	36.25	12.72	32.5	109	178	P	V
		7255.66	55.28	-18.72	74	38.55	36.3	13.03	32.6	109	178	P	V
		7127.73	45.57	-22.63	68.2	29.1	36.25	12.72	32.5	109	178	A	V
		7253.745	43.85	-10.15	54	27.12	36.3	13.03	32.6	109	178	A	V
Remark	1. No other spurious found. 2. All results are PASS against Peak and Average limit line.												



U-NII 8 6875~7125MHz
WIFI 802.11be EHT40 Full (Harmonic @ 3m)

Table with 14 columns: WIFI Ant. 5+4, Note, Frequency (MHz), Level (dBµV/m), Margin (dB), Limit Line (dBµV/m), Read Level (dBµV), Antenna Factor (dB/m), Path Loss (dB), Preamp Factor (dB), Ant Pos (cm), Table Pos (deg), Peak Avg. (P/A), Pol. (H/V). Rows include test results for channels 195, 203, and 227.



U-NII 8 6875~7125MHz

WIFI 802.11be EHT80 Full (Band Edge @ 3m)

WIFI Ant. 5+4	Note	Frequency (MHz)	Level (dBμV/m)	Margin (dB)	Limit Line (dBμV/m)	Read Level (dBμV)	Antenna Factor (dB/m)	Path Loss (dB)	Preamp Factor (dB)	Ant Pos (cm)	Table Pos (deg)	Peak Avg. (P/A)	Pol. (H/V)
802.11be EHT80 Full CH 215 7025MHz	*	7025	100.42	-	-	84.32	36.21	12.31	32.42	270	243	P	H
	*	7025	90.73	-	-	74.63	36.21	12.31	32.42	270	243	A	H
		7132.84	55.05	-33.15	88.2	38.6	36.25	12.72	32.52	270	243	P	H
		7256.105	54.77	-19.23	74	38.04	36.3	13.03	32.6	270	243	P	H
		7130.985	44.25	-23.95	68.2	27.78	36.25	12.72	32.5	270	243	A	H
		7255.605	43.94	-10.06	54	27.21	36.3	13.03	32.6	270	243	A	H
	*	7025	96.59	-	-	80.49	36.21	12.31	32.42	100	112	P	V
	*	7025	87.52	-	-	71.42	36.21	12.31	32.42	100	112	A	V
		7145.3	54.54	-33.66	88.2	37.94	36.26	12.86	32.52	100	112	P	V
		7252.99	54.26	-19.74	74	37.53	36.3	13.03	32.6	100	112	P	V
	7127.73	44.11	-24.09	68.2	27.64	36.25	12.72	32.5	100	112	A	V	
	7252.35	43.86	-10.14	54	27.13	36.3	13.03	32.6	100	112	A	V	
Remark	1. No other spurious found. 2. All results are PASS against Peak and Average limit line.												



U-NII 8 6875~7125MHz
WIFI 802.11be EHT80 Full (Harmonic @ 3m)

Table with 14 columns: WIFI Ant. 5+4, Note, Frequency (MHz), Level (dBµV/m), Margin (dB), Limit Line (dBµV/m), Read Level (dBµV), Antenna Factor (dB/m), Path Loss (dB), Preamp Factor (dB), Ant Pos (cm), Table Pos (deg), Peak Avg. (P/A), Pol. (H/V). Rows include test results for 802.11be EHT80 Full channels 199 and 215.



U-NII 8 6875~7125MHz

WIFI 802.11be EHT80 Puncturing 20M_2(Band Edge @ 3m)

WIFI Ant. 5+4	Note	Frequency (MHz)	Level (dBμV/m)	Margin (dB)	Limit Line (dBμV/m)	Read Level (dBμV)	Antenna Factor (dB/m)	Path Loss (dB)	Preamp Factor (dB)	Ant Pos (cm)	Table Pos (deg)	Peak Avg. (P/A)	Pol. (H/V)
802.11be EHT80 Puncturing 20M_2 CH 215 7025MHz	*	7025	94.76	-	-	78.66	36.21	12.31	32.42	244	69	P	H
	*	7025	86.06	-	-	69.96	36.21	12.31	32.42	244	69	A	H
		7189.355	55.2	-33	88.2	38.48	36.28	13	32.56	244	69	P	H
		7292.595	55.24	-18.76	74	38.5	36.32	13.06	32.64	244	69	P	H
		7132.38	44.17	-24.03	68.2	27.7	36.25	12.72	32.5	244	69	A	H
		7259.79	44.03	-9.97	54	27.27	36.3	13.06	32.6	244	69	A	H
	*	7025	91.76	-	-	75.66	36.21	12.31	32.42	100	98	P	V
	*	7025	82.47	-	-	66.37	36.21	12.31	32.42	100	98	A	V
		7228.515	54.81	-33.39	88.2	38.07	36.29	13.03	32.58	100	98	P	V
		7256.55	54.28	-19.72	74	37.55	36.3	13.03	32.6	100	98	P	V
	7129.125	44.07	-24.13	68.2	27.6	36.25	12.72	32.5	100	98	A	V	
	7254.21	44	-10	54	27.27	36.3	13.03	32.6	100	98	A	V	
Remark	1. No other spurious found. 2. All results are PASS against Peak and Average limit line.												



U-NII 8 6875~7125MHz

WIFI 802.11be EHT80 Large RU 484+242/2 (Band Edge @ 3m)

WIFI Ant. 5+4	Note	Frequency (MHz)	Level (dBμV/m)	Margin (dB)	Limit Line (dBμV/m)	Read Level (dBμV)	Antenna Factor (dB/m)	Path Loss (dB)	Preamp Factor (dB)	Ant Pos (cm)	Table Pos (deg)	Peak Avg. (P/A)	Pol. (H/V)
802.11be EHT80 Large RU 484+242/2 CH 215 7025MHz	*	7025	92.04	-	-	75.94	36.21	12.31	32.42	100	242	P	H
	*	7025	83.07	-	-	66.97	36.21	12.31	32.42	100	242	A	H
		7158.205	55.25	-32.95	88.2	38.65	36.26	12.86	32.52	100	242	P	H
		7279.69	54.8	-19.2	74	38.05	36.31	13.06	32.62	100	242	P	H
		7130.055	44.37	-23.83	68.2	27.9	36.25	12.72	32.5	100	242	A	H
		7255.605	44.28	-9.72	54	27.55	36.3	13.03	32.6	100	242	A	H
	*	7025	91.82	-	-	75.72	36.21	12.31	32.42	100	119	P	V
	*	7025	82.28	-	-	66.18	36.21	12.31	32.42	100	119	A	V
		7153.755	54.84	-33.36	88.2	38.24	36.26	12.86	32.52	100	119	P	V
		7259.665	55.37	-18.63	74	38.61	36.3	13.06	32.6	100	119	P	V
	7130.985	44.34	-23.86	68.2	27.87	36.25	12.72	32.5	100	119	A	V	
	7255.14	44.27	-9.73	54	27.54	36.3	13.03	32.6	100	119	A	V	
Remark	1. No other spurious found. 2. All results are PASS against Peak and Average limit line.												



U-NII 8 6875~7125MHz

WIFI 802.11be EHT160 Full (Band Edge @ 3m)

WIFI Ant. 5+4	Note	Frequency (MHz)	Level (dBμV/m)	Margin (dB)	Limit Line (dBμV/m)	Read Level (dBμV)	Antenna Factor (dB/m)	Path Loss (dB)	Preamp Factor (dB)	Ant Pos (cm)	Table Pos (deg)	Peak Avg. (P/A)	Pol. (H/V)
802.11be EHT160 Full CH 207 6985MHz	*	6985	98.82	-	-	82.77	36.19	12.26	32.4	273	244	P	H
	*	6985	89.57	-	-	73.52	36.19	12.26	32.4	273	244	A	H
		7141.74	64.17	-24.03	88.2	47.71	36.26	12.72	32.52	273	244	P	H
		7305.945	55.1	-18.9	74	38.34	36.32	13.08	32.64	273	244	P	H
		7132.845	49.51	-18.69	68.2	33.06	36.25	12.72	32.52	273	244	A	H
		7253.28	44.02	-9.98	54	27.29	36.3	13.03	32.6	273	244	A	H
	*	6985	96.38	-	-	80.33	36.19	12.26	32.4	100	82	P	V
	*	6985	86.4	-	-	70.35	36.19	12.26	32.4	100	82	A	V
		7132.395	57.74	-30.46	88.2	41.27	36.25	12.72	32.5	100	82	P	V
		7280.58	55.3	-18.7	74	38.55	36.31	13.06	32.62	100	82	P	V
		7130.985	46.91	-21.29	68.2	30.44	36.25	12.72	32.5	100	82	A	V
		7253.745	43.91	-10.09	54	27.18	36.3	13.03	32.6	100	82	A	V
Remark	1. No other spurious found. 2. All results are PASS against Peak and Average limit line.												

U-NII 8 6875~7125MHz

WIFI 802.11be EHT160 Full (Harmonic @ 3m)

WIFI Ant. 5+4	Note	Frequency (MHz)	Level (dBμV/m)	Margin (dB)	Limit Line (dBμV/m)	Read Level (dBμV)	Antenna Factor (dB/m)	Path Loss (dB)	Preamp Factor (dB)	Ant Pos (cm)	Table Pos (deg)	Peak Avg. (P/A)	Pol. (H/V)
802.11be EHT160 Full CH 207 6985MHz		13970	49.39	-38.81	88.2	42.92	40.88	16.3	50.71	-	-	P	H
		13970	49.26	-38.94	88.2	42.79	40.88	16.3	50.71	-	-	P	V
Remark	1. No other spurious found. 2. All results are PASS against Peak and Average limit line.												



U-NII 8 6875~7125MHz

WIFI 802.11be EHT160 Puncturing 40M_2(Band Edge @ 3m)

WIFI Ant. 5+4	Note	Frequency (MHz)	Level (dBμV/m)	Margin (dB)	Limit Line (dBμV/m)	Read Level (dBμV)	Antenna Factor (dB/m)	Path Loss (dB)	Preamp Factor (dB)	Ant Pos (cm)	Table Pos (deg)	Peak Avg. (P/A)	Pol. (H/V)	
802.11be EHT160 Puncturing 40M_2 CH 207 6985MHz	*	6985	87.46	-	-	71.41	36.19	12.26	32.4	100	76	P	H	
	*	6985	78.02	-	-	61.97	36.19	12.26	32.4	100	76	A	H	
		7249.43	55	-33.2	88.2	38.27	36.3	13.03	32.6	100	76	P	H	
		7312.62	55.06	-18.94	74	38.31	36.33	13.08	32.66	100	76	P	H	
		7131.45	44.53	-23.67	68.2	28.06	36.25	12.72	32.5	100	76	A	H	
		7251.885	44.49	-9.51	54	27.76	36.3	13.03	32.6	100	76	A	H	
	*	6985	86.5	-	-	70.45	36.19	12.26	32.4	100	93	93	P	V
	*	6985	77.09	-	-	61.04	36.19	12.26	32.4	100	93	93	A	V
		7220.505	56.14	-32.06	88.2	39.4	36.29	13.03	32.58	100	93	93	P	V
		7321.965	55.4	-18.6	74	38.65	36.33	13.08	32.66	100	93	93	P	V
	7131.45	44.51	-23.69	68.2	28.04	36.25	12.72	32.5	100	93	93	A	V	
	7287.225	44.42	-9.58	54	27.69	36.31	13.06	32.64	100	93	93	A	V	
Remark	1. No other spurious found. 2. All results are PASS against Peak and Average limit line.													



U-NII 8 6875~7125MHz

WIFI 802.11be EHT160 Puncturing 20M_2 (Band Edge @ 3m)

WIFI Ant. 5+4	Note	Frequency (MHz)	Level (dBμV/m)	Margin (dB)	Limit Line (dBμV/m)	Read Level (dBμV)	Antenna Factor (dB/m)	Path Loss (dB)	Preamp Factor (dB)	Ant Pos (cm)	Table Pos (deg)	Peak Avg. (P/A)	Pol. (H/V)	
802.11be EHT160 Puncturing 20M_2 CH 207 6985MHz	*	6985	86.01	-	-	69.96	36.19	12.26	32.4	100	74	P	H	
	*	6985	76.77	-	-	60.72	36.19	12.26	32.4	100	74	A	H	
		7248.54	54.82	-33.38	88.2	38.09	36.3	13.03	32.6	100	74	P	H	
		7305.055	54.47	-19.53	74	37.71	36.32	13.08	32.64	100	74	P	H	
		7133.31	44.01	-24.19	68.2	27.56	36.25	12.72	32.52	100	74	A	H	
		7251.42	43.95	-10.05	54	27.22	36.3	13.03	32.6	100	74	A	H	
	*	6985	85.93	-	-	69.88	36.19	12.26	32.4	100	109	109	P	V
	*	6985	76.93	-	-	60.88	36.19	12.26	32.4	100	109	109	A	V
		7139.96	55.12	-33.08	88.2	38.66	36.26	12.72	32.52	100	109	109	P	V
		7313.955	54.92	-19.08	74	38.17	36.33	13.08	32.66	100	109	109	P	V
		7130.985	44.02	-24.18	68.2	27.55	36.25	12.72	32.5	100	109	109	A	V
		7252.35	43.92	-10.08	54	27.19	36.3	13.03	32.6	100	109	109	A	V
Remark	1. No other spurious found. 2. All results are PASS against Peak and Average limit line.													



U-NII 8 6875~7125MHz

WIFI 802.11be EHT160 Large RU 996+484/3 (Band Edge @ 3m)

WIFI Ant. 5+4	Note	Frequency (MHz)	Level (dBμV/m)	Margin (dB)	Limit Line (dBμV/m)	Read Level (dBμV)	Antenna Factor (dB/m)	Path Loss (dB)	Preamp Factor (dB)	Ant Pos (cm)	Table Pos (deg)	Peak Avg. (P/A)	Pol. (H/V)	
802.11be EHT160 Large RU 996+484/3 CH 207 6985MHz	*	6985	88.48	-	-	72.43	36.19	12.26	32.4	100	243	P	H	
	*	6985	79.54	-	-	63.49	36.19	12.26	32.4	100	243	A	H	
		7161.765	55.26	-32.94	88.2	38.68	36.26	12.86	32.54	100	243	P	H	
		7286.81	54.73	-19.27	74	38	36.31	13.06	32.64	100	243	P	H	
		7130.52	44.59	-23.61	68.2	28.12	36.25	12.72	32.5	100	243	A	H	
		7256.535	44.55	-9.45	54	27.82	36.3	13.03	32.6	100	243	A	H	
	*	6985	88.61	-	-	72.56	36.19	12.26	32.4	100	99	99	P	V
	*	6985	80.02	-	-	63.97	36.19	12.26	32.4	100	99	99	A	V
		7157.315	55.08	-33.12	88.2	38.48	36.26	12.86	32.52	100	99	99	P	V
		7284.585	55.08	-18.92	74	38.33	36.31	13.06	32.62	100	99	99	P	V
	7134.705	44.51	-23.69	68.2	28.06	36.25	12.72	32.52	100	99	99	A	V	
	7254.21	44.46	-9.54	54	27.73	36.3	13.03	32.6	100	99	99	A	V	
Remark	1. No other spurious found. 2. All results are PASS against Peak and Average limit line.													



U-NII 8 - 6875-7125MHzMHz

Emission below 1GHz

WIFI 802.11a (LF @ 3m)

WIFI Ant.	Note	Frequency	Level	Margin	Limit Line	Read Level	Antenna Factor	Path Loss	Preamp Factor	Ant Pos	Table Pos	Peak Avg.	Pol.
5+4		(MHz)	(dBμV/m)	(dB)	(dBμV/m)	(dBμV)	(dB/m)	(dB)	(dB)	(cm)	(deg)	(P/A)	(H/V)
802.11a LF		88.2	30.98	-12.52	43.5	46.9	14.65	0.94	31.51	-	-	P	H
		134.76	28.1	-15.4	43.5	41	17.43	1.19	31.52	-	-	P	H
		180.35	26.4	-17.1	43.5	40.5	15.87	1.37	31.34	-	-	P	H
		249.22	27.54	-18.46	46	38.49	18.6	1.65	31.2	-	-	P	H
		765.26	31.79	-14.21	46	31.17	28.64	2.88	30.9	-	-	P	H
		937.92	33.8	-12.2	46	30.74	30.72	3.21	30.87	-	-	P	H
		34.85	30.33	-9.67	40	38.33	22.99	0.57	31.56	-	-	P	V
		54.25	30.82	-9.18	40	48.54	13.46	0.73	31.91	-	-	P	V
		88.2	26.46	-17.04	43.5	42.38	14.65	0.94	31.51	-	-	P	V
		132.82	22.03	-21.47	43.5	34.92	17.47	1.18	31.54	-	-	P	V
		173.56	23.57	-19.93	43.5	37.44	16.14	1.34	31.35	-	-	P	V
		673.11	28.75	-17.25	46	30.42	26.56	2.7	30.93	-	-	P	V

Remark

- No other spurious found.
- All results are PASS against limit line.



Co-location mode (TX): WIFI 6E 11a CH233 + WIFI 2.4G 11be EHT40 CH03 + Part96 Band48

UNII-8 6875-7125MHz (Band Edge @ 3m)

WIFI Ant. 5+4	Note	Frequency (MHz)	Level (dBμV/m)	Margin (dB)	Limit Line (dBμV/m)	Read Level (dBμV)	Antenna Factor (dB/m)	Cable Loss (dB)	Preamp Factor (dB)	Ant Pos (cm)	Table Pos (deg)	Peak Avg. (P/A)	Pol. (H/V)
WIFI 6E 11a CH233 + WIFI 2.4G 11be EHT40 CH03 + Part96 Band48	*	7115	96.1	-	-	79.63	36.25	12.72	32.5	243	80	P	H
	*	7115	88.59	-	-	72.12	36.25	12.72	32.5	243	80	A	H
		7125	80.44	-7.76	88.2	63.97	36.25	12.72	32.5	243	80	P	H
		7274.35	55.98	-18.02	74	39.23	36.31	13.06	32.62	243	80	P	H
		7125	65.63	-2.57	68.2	49.16	36.25	12.72	32.5	243	80	A	H
		7255.605	44.36	-9.64	54	27.63	36.3	13.03	32.6	243	80	A	H
	*	7115	93.67	-	-	77.2	36.25	12.72	32.5	100	109	P	V
	*	7115	86.49	-	-	70.02	36.25	12.72	32.5	100	109	A	V
		7125	75.15	-13.05	88.2	58.68	36.25	12.72	32.5	100	109	P	V
		7257.44	55.52	-18.48	74	38.79	36.3	13.03	32.6	100	109	P	V
	7125	61.45	-6.75	68.2	44.98	36.25	12.72	32.5	100	109	A	V	
	7255.14	44.29	-9.71	54	27.56	36.3	13.03	32.6	100	109	A	V	
Remark	1. No other spurious found. 2. All results are PASS against Peak and Average limit line.												



2.4G 2400-2483.5MHz (Band Edge @ 3m)

WIFI Ant. 5+4	Note	Frequency (MHz)	Level (dBμV/m)	Margin (dB)	Limit Line (dBμV/m)	Read Level (dBμV)	Antenna Factor (dB/m)	Cable Loss (dB)	Preamp Factor (dB)	Ant Pos (cm)	Table Pos (deg)	Peak Avg. (P/A)	Pol. (H/V)
WIFI 6E 11a CH233 + WIFI 2.4G 11be EHT40 CH03 + Part96 Band48		2389.52	65.56	-8.44	74	57.57	32.26	7.8	32.07	127	248	P	H
		2389.94	50.77	-3.23	54	42.79	32.26	7.8	32.08	127	248	A	H
	*	2422	103.36	-	-	95.31	32.33	7.8	32.08	127	248	P	H
	*	2422	92.74	-	-	84.69	32.33	7.8	32.08	127	248	A	H
		2484.88	53.93	-20.07	74	45.67	32.47	7.88	32.09	127	248	P	H
		2487.61	38.39	-15.61	54	30.13	32.47	7.88	32.09	127	248	A	H
		2389.52	62.27	-11.73	74	54.28	32.26	7.8	32.07	100	88	P	V
		2389.94	48.37	-5.63	54	40.39	32.26	7.8	32.08	100	88	A	V
	*	2422	102.88	-	-	94.83	32.33	7.8	32.08	100	88	P	V
	*	2422	94.19	-	-	86.14	32.33	7.8	32.08	100	88	A	V
		2485.3	55.13	-18.87	74	46.87	32.47	7.88	32.09	100	88	P	V
		2484.53	42.23	-11.77	54	33.97	32.47	7.88	32.09	100	88	A	V
	Remark	1. No other spurious found. 2. All results are PASS against Peak and Average limit line.											



2.4G 2400-2483.5MHz (Harmonic @ 3m)

WIFI Ant. 5+4	Note	Frequency (MHz)	Level (dBμV/m)	Margin (dB)	Limit Line (dBμV/m)	Read Level (dBμV)	Antenna Factor (dB/m)	Cable Loss (dB)	Preamp Factor (dB)	Ant Pos (cm)	Table Pos (deg)	Peak Avg. (P/A)	Pol. (H/V)
WIFI 6E 11a CH233 + WIFI 2.4G 11be EHT40 CH03 + Part96 Band48		4844	48.7	-25.3	74	34.55	34.84	11.09	31.78	-	-	P	H
		7266	49.51	-24.49	74	51.3	36.31	13.06	51.16	-	-	P	H
		14230	50.64	-37.56	88.2	44.01	41.04	16.33	50.74	-	-	P	H
		4844	48.53	-25.47	74	34.38	34.84	11.09	31.78	-	-	P	V
		7266	49.39	-24.61	74	51.18	36.31	13.06	51.16	-	-	P	V
		14230	50.18	-38.02	88.2	43.55	41.04	16.33	50.74	-	-	P	V
Remark	1. No other spurious found. 2. All results are PASS against Peak and Average limit line.												



Co-location mode (TX): WIFI 6E 11a CH233 + BLE(2M) CH39 + WIFI 2.4G 11be EHT40 CH03 + Part96 Band48

UNII-8 6875-7125MHz (Band Edge @ 3m)

WIFI Ant. 5+4	Note	Frequency (MHz)	Level (dBμV/m)	Margin (dB)	Limit Line (dBμV/m)	Read Level (dBμV)	Antenna	Cable	Preamp	Ant	Table	Peak	Pol.
							Factor (dB/m)	Loss (dB)	Factor (dB)	Pos (cm)	Pos (deg)	Avg. (P/A)	(H/V)
WIFI 6E 11a CH233 + BLE(2M) CH39 + WIFI 2.4G 11be EHT40 CH03 + Part96 Band48	*	7115	95.83	-	-	79.36	36.25	12.72	32.5	233	65	P	H
	*	7115	89.33	-	-	72.86	36.25	12.72	32.5	233	65	A	H
		7125	80.94	-7.26	88.2	64.47	36.25	12.72	32.5	233	65	P	H
		7333.535	55.6	-18.4	74	38.85	36.33	13.08	32.66	233	65	P	H
		7125	66	-2.2	68.2	49.53	36.25	12.72	32.5	233	65	A	H
		7253.28	44.53	-9.47	54	27.8	36.3	13.03	32.6	233	65	A	H
	*	7115	91.84	-	-	75.37	36.25	12.72	32.5	100	272	P	V
	*	7115	85.51	-	-	69.04	36.25	12.72	32.5	100	272	A	V
		7125	76.8	-11.4	88.2	60.33	36.25	12.72	32.5	100	272	P	V
		7282.805	54.96	-19.04	74	38.21	36.31	13.06	32.62	100	272	P	V
		7125	65.05	-3.15	68.2	48.58	36.25	12.72	32.5	100	272	A	V
		7312.8	44.46	-9.54	54	27.71	36.33	13.08	32.66	100	272	A	V
Remark	1. No other spurious found. 2. All results are PASS against Peak and Average limit line.												



2.4G 2400-2483.5MHz (Band Edge @ 3m)

WIFI Ant. 4	Note	Frequency (MHz)	Level (dBμV/m)	Margin (dB)	Limit Line (dBμV/m)	Read Level (dBμV)	Antenna Factor (dB/m)	Cable Loss (dB)	Preamp Factor (dB)	Ant Pos (cm)	Table Pos (deg)	Peak Avg. (P/A)	Pol. (H/V)
WIFI 6E 11a CH233 + BLE(2M) CH39 + WIFI 2.4G 11be EHT40 CH03 + Part96 Band48		2389.52	65.97	-8.03	74	57.98	32.26	7.8	32.07	343	359	P	H
		2389.94	51.87	-2.13	54	43.89	32.26	7.8	32.08	343	359	A	H
	*	2422	97.42	-	-	89.37	32.33	7.8	32.08	343	359	P	H
	*	2422	87.82	-	-	79.77	32.33	7.8	32.08	343	359	A	H
		2483.62	59.73	-14.27	74	51.48	32.46	7.88	32.09	343	359	P	H
		2483.58	41.09	-12.91	54	32.84	32.46	7.88	32.09	343	359	A	H
		2389.66	63.84	-10.16	74	55.85	32.26	7.8	32.07	100	92	P	V
		2389.94	50.69	-3.31	54	42.71	32.26	7.8	32.08	100	92	A	V
	*	2422	98.03	-	-	89.98	32.33	7.8	32.08	100	92	P	V
	*	2422	87.94	-	-	79.89	32.33	7.8	32.08	100	92	A	V
	2483.58	59.82	-14.18	74	51.57	32.46	7.88	32.09	100	92	P	V	
	2483.58	41.81	-12.19	54	33.56	32.46	7.88	32.09	100	92	A	V	
Remark	1. No other spurious found. 2. All results are PASS against Peak and Average limit line.												



BLE 2400-2483.5MHz (Band Edge @ 3m)

BLE Ant. 5	Note	Frequency (MHz)	Level (dBμV/m)	Margin (dB)	Limit Line (dBμV/m)	Read Level (dBμV)	Antenna Factor (dB/m)	Cable Loss (dB)	Preamp Factor (dB)	Ant Pos (cm)	Table Pos (deg)	Peak Avg. (P/A)	Pol. (H/V)
WIFI 6E 11a	*	2480	100.8	-	-	92.55	32.46	7.88	32.09	100	245	P	H
CH233 + BLE(2M)	*	2480	99.75	-	-	91.5	32.46	7.88	32.09	100	245	A	H
CH39 + WIFI		2483.6	60.1	-13.9	74	51.85	32.46	7.88	32.09	100	245	P	H
2.4G 11be		2483.52	48.34	-5.66	54	40.09	32.46	7.88	32.09	100	245	A	H
EHT40 CH03	*	2480	100.99	-	-	92.74	32.46	7.88	32.09	100	107	P	V
+ Part96	*	2480	99.92	-	-	91.67	32.46	7.88	32.09	100	107	A	V
Band48		2483.72	60.25	-13.75	74	52	32.46	7.88	32.09	100	107	P	V
		2483.52	48.41	-5.59	54	40.16	32.46	7.88	32.09	100	107	A	V
Remark	1. No other spurious found. 2. All results are PASS against Peak and Average limit line.												



UNII-8 6875-7125MHz (Harmonic @ 3m)

WIFI Ant. 5+4	Note	Frequency (MHz)	Level (dBμV/m)	Margin (dB)	Limit Line (dBμV/m)	Read Level (dBμV)	Antenna Factor (dB/m)	Cable Loss (dB)	Preamp Factor (dB)	Ant Pos (cm)	Table Pos (deg)	Peak Avg. (P/A)	Pol. (H/V)
WIFI 6E 11a CH233 + BLE(2M)		4844	50.09	-23.91	74	35.94	34.84	11.09	31.78	-	-	P	H
		4960	50.61	-23.39	74	36.25	34.88	11.14	31.66	-	-	P	H
		7266	49.37	-24.63	74	51.16	36.31	13.06	51.16	-	-	P	H
		7440	48.9	-25.1	74	50.72	36.38	12.99	51.19	-	-	P	H
CH39 + WIFI 2.4G 11be		14230	49.32	-38.88	88.2	42.69	41.04	16.33	50.74	-	-	P	H
EHT40 CH03 + Part96 Band48		4844	49.49	-24.51	74	35.34	34.84	11.09	31.78	-	-	P	V
		4960	50.19	-23.81	74	35.83	34.88	11.14	31.66	-	-	P	V
		7266	49.12	-24.88	74	50.91	36.31	13.06	51.16	-	-	P	V
		7440	48.57	-25.43	74	50.39	36.38	12.99	51.19	-	-	P	V
		14230	50.39	-37.81	88.2	43.76	41.04	16.33	50.74	-	-	P	V
Remark	1. No other spurious found. 2. All results are PASS against Peak and Average limit line.												



<MIMO Ant. 5+6>

U-NII 5 - 5925-6425MHzMHz

WIFI 802.11a (Band Edge @ 3m)

WIFI Ant.	Note	Frequency	Level	Margin	Limit Line	Read Level	Antenna Factor	Path Loss	Preamp Factor	Ant Pos	Table Pos	Peak Avg.	Pol.
5+6		(MHz)	(dBμV/m)	(dB)	(dBμV/m)	(dBμV)	(dB/m)	(dB)	(dB)	(cm)	(deg)	(P/A)	(H/V)
802.11a CH 01 5955MHz		5910.54	53.19	-35.01	88.2	38.94	35.37	11.42	32.54	100	7	P	H
		5923.7	41.53	-26.67	68.2	27.26	35.39	11.42	32.54	100	7	A	H
	*	5955	88.15	-	-	73.91	35.44	11.36	32.56	100	7	P	H
	*	5955	81.57	-	-	67.33	35.44	11.36	32.56	100	7	A	H
		5894.16	52.76	-35.44	88.2	38.44	35.35	11.49	32.52	149	354	P	V
		5924.54	41.48	-26.72	68.2	27.21	35.39	11.42	32.54	149	354	A	V
	*	5955	91.59	-	-	77.35	35.44	11.36	32.56	149	354	P	V
	*	5955	85.58	-	-	71.34	35.44	11.36	32.56	149	354	A	V
802.11a CH 02 5935MHz		5924.96	72.07	-16.13	88.2	57.8	35.39	11.42	32.54	100	62	P	H
		5924.96	60.08	-8.12	68.2	45.81	35.39	11.42	32.54	100	62	A	H
	*	5935	88.24	-	-	74.03	35.41	11.36	32.56	100	62	P	H
	*	5935	81.56	-	-	67.35	35.41	11.36	32.56	100	62	A	H
		5924.96	76.94	-11.26	88.2	62.67	35.39	11.42	32.54	146	318	P	V
		5924.96	65.07	-3.13	68.2	50.8	35.39	11.42	32.54	146	318	A	V
	*	5935	92.21	-	-	78	35.41	11.36	32.56	146	318	P	V
	*	5935	85.62	-	-	71.41	35.41	11.36	32.56	146	318	A	V

Remark 1. No other spurious found.
2. All results are PASS against Peak and Average limit line.



U-NII 5 5925~6425MHz
WIFI 802.11a (Harmonic @ 3m)

Table with 14 columns: WIFI Ant. 5+6, Note, Frequency (MHz), Level (dBµV/m), Margin (dB), Limit Line (dBµV/m), Read Level (dBµV), Antenna Factor (dB/m), Path Loss (dB), Preamp Factor (dB), Ant Pos (cm), Table Pos (deg), Peak Avg. (P/A), Pol. (H/V). Rows include channels 01, 02, 45, 93 with various frequency and level data.



U-NII 5 5925~6425MHz

WIFI 802.11be EHT20 Full (Band Edge @ 3m)

WIFI Ant. 5+6	Note	Frequency (MHz)	Level (dBμV/m)	Margin (dB)	Limit Line (dBμV/m)	Read Level (dBμV)	Antenna Factor (dB/m)	Path Loss (dB)	Preamp Factor (dB)	Ant Pos (cm)	Table Pos (deg)	Peak Avg. (P/A)	Pol. (H/V)
802.11be EHT20 Full CH 01 5955MHz		5903.54	51.7	-36.5	88.2	37.44	35.36	11.42	32.52	100	51	P	H
		5924.82	41.33	-26.87	68.2	27.06	35.39	11.42	32.54	100	51	A	H
	*	5955	88.5	-	-	74.26	35.44	11.36	32.56	100	51	P	H
	*	5955	80.13	-	-	65.89	35.44	11.36	32.56	100	51	A	H
		5850.2	51.86	-36.34	88.2	37.5	35.29	11.55	32.48	108	354	P	V
		5924.54	41.37	-26.83	68.2	27.1	35.39	11.42	32.54	108	354	A	V
	*	5955	92.97	-	-	78.73	35.44	11.36	32.56	108	354	P	V
	5955	83.5	-	-	69.26	35.44	11.36	32.56	108	354	A	V	
802.11be EHT20 Full CH 02 5935MHz		5925	70.11	-18.09	88.2	55.83	35.4	11.42	32.54	100	8	P	H
		5925	62.6	-5.6	68.2	48.32	35.4	11.42	32.54	100	8	A	H
	*	5935	78.97	-	-	64.76	35.41	11.36	32.56	100	8	P	H
	*	5935	70.16	-	-	55.95	35.41	11.36	32.56	100	8	A	H
		5925	75.1	-13.1	88.2	60.82	35.4	11.42	32.54	256	360	P	V
		5925	66	-2.2	68.2	51.72	35.4	11.42	32.54	256	360	A	V
	*	5935	82.58	-	-	68.37	35.41	11.36	32.56	256	360	P	V
	5935	74.76	-	-	60.55	35.41	11.36	32.56	256	360	A	V	
Remark	1. No other spurious found. 2. All results are PASS against Peak and Average limit line.												



**U-NII 5 5925~6425MHz
WIFI 802.11be EHT20 Full (Harmonic @ 3m)**

WIFI Ant. 5+6	Note	Frequency (MHz)	Level (dBμV/m)	Margin (dB)	Limit Line (dBμV/m)	Read Level (dBμV)	Antenna Factor (dB/m)	Path Loss (dB)	Preamp Factor (dB)	Ant Pos (cm)	Table Pos (deg)	Peak Avg. (P/A)	Pol. (H/V)
802.11be		11910	49.51	-24.49	74	44.74	40.13	15.09	50.45	-	-	P	H
EHT20 Full		17868	49.14	-24.86	74	41.21	42.52	17.75	52.34	-	-	P	H
CH 01		11910	49.02	-24.98	74	44.25	40.13	15.09	50.45	-	-	P	V
5955MHz		17868	49.16	-24.84	74	41.23	42.52	17.75	52.34	-	-	P	V
802.11be		12350	48.93	-25.07	74	44.05	40.27	15.15	50.54	-	-	P	H
EHT20 Full		12350	49.47	-24.53	74	44.59	40.27	15.15	50.54	-	-	P	V
CH 45		12350	49.47	-24.53	74	44.59	40.27	15.15	50.54	-	-	P	V
6175MHz		12350	49.47	-24.53	74	44.59	40.27	15.15	50.54	-	-	P	V
802.11be		12830	49.81	-38.39	88.2	45.09	40.43	15.16	50.87	-	-	P	H
EHT20 Full		12830	49.64	-38.56	88.2	44.92	40.43	15.16	50.87	-	-	P	V
CH 93		12830	49.64	-38.56	88.2	44.92	40.43	15.16	50.87	-	-	P	V
6415MHz		12830	49.64	-38.56	88.2	44.92	40.43	15.16	50.87	-	-	P	V
Remark	1. No other spurious found. 2. All results are PASS against Peak and Average limit line.												

WIFI Ant. 5+6	Note	Frequency (MHz)	Level (dBμV/m)	Margin (dB)	Limit Line (dBμV/m)	Read Level (dBμV)	Antenna Factor (dB/m)	Path Loss (dB)	Preamp Factor (dB)	Ant Pos (cm)	Table Pos (deg)	Peak Avg. (P/A)	Pol. (H/V)
802.11be		11870	49.05	-24.95	74	44.36	40.1	15.07	50.48	-	-	P	H
EHT20 Full		17805	49.21	-24.79	74	41.32	42.48	17.73	52.32	-	-	P	H
CH 02		11870	49.86	-24.14	74	45.17	40.1	15.07	50.48	-	-	P	V
5935MHz		17805	48.42	-25.58	74	40.53	42.48	17.73	52.32	-	-	P	V
Remark	1. No other spurious found. 2. All results are PASS against Peak and Average limit line.												



U-NII 5 5925~6425MHz
WIFI 802.11be EHT20 Single RU (Band Edge @ 3m)

WIFI Ant. 5+6	Note	Frequency (MHz)	Level (dBμV/m)	Margin (dB)	Limit Line (dBμV/m)	Read Level (dBμV)	Antenna Factor (dB/m)	Path Loss (dB)	Preamp Factor (dB)	Ant Pos (cm)	Table Pos (deg)	Peak Avg. (P/A)	Pol. (H/V)
802.11be EHT20 Partial 52/37 CH 01 5955MHz		5860.56	49.99	-38.21	88.2	38.37	32.63	11.49	32.5	100	9	P	H
		5846.28	38.79	-29.41	68.2	27.09	32.63	11.55	32.48	100	9	A	H
	*	5955	88.67	-	-	77.26	32.61	11.36	32.56	100	9	P	H
	*	5955	81.13	-	-	69.72	32.61	11.36	32.56	100	9	A	H
		5864.06	50.18	-38.02	88.2	38.56	32.63	11.49	32.5	277	360	P	V
		5848.66	39.08	-29.12	68.2	27.38	32.63	11.55	32.48	277	360	A	V
	*	5955	92.08	-	-	80.67	32.61	11.36	32.56	277	360	P	V
	*	5955	84.47	-	-	73.06	32.61	11.36	32.56	277	360	A	V
802.11be EHT20 Partial 106/53 CH 02 5935MHz		5925	68.72	-19.48	88.2	57.23	32.61	11.42	32.54	100	8	P	H
		5925	61.09	-7.11	68.2	49.6	32.61	11.42	32.54	100	8	A	H
	*	5935	78.88	-	-	67.47	32.61	11.36	32.56	100	8	P	H
	*	5935	69.73	-	-	58.32	32.61	11.36	32.56	100	8	A	H
		5925	72.21	-15.99	88.2	60.72	32.61	11.42	32.54	289	360	P	V
		5925	63.95	-4.25	68.2	52.46	32.61	11.42	32.54	289	360	A	V
	*	5935	79.51	-	-	68.1	32.61	11.36	32.56	289	360	P	V
	*	5935	72.43	-	-	61.02	32.61	11.36	32.56	289	360	A	V
Remark	1. No other spurious found. 2. All results are PASS against Peak and Average limit line.												



U-NII 5 5925~6425MHz
WIFI 802.11be EHT20 Small RU (Band Edge @ 3m)

WIFI Ant. 5+6	Note	Frequency (MHz)	Level (dBμV/m)	Margin (dB)	Limit Line (dBμV/m)	Read Level (dBμV)	Antenna Factor (dB/m)	Path Loss (dB)	Preamp Factor (dB)	Ant Pos (cm)	Table Pos (deg)	Peak Avg. (P/A)	Pol. (H/V)
802.11be EHT20 Small RU 52+26/1 CH 01 5955MHz		5854.68	52.87	-35.33	88.2	38.5	35.3	11.55	32.48	100	120	P	H
		5923.98	41.61	-26.59	68.2	27.34	35.39	11.42	32.54	100	120	A	H
	*	5955	90.21	-	-	75.97	35.44	11.36	32.56	100	120	P	H
	*	5955	80.95	-	-	66.71	35.44	11.36	32.56	100	120	A	H
		5852.86	52.29	-35.91	88.2	37.93	35.29	11.55	32.48	100	360	P	V
		5924.96	41.73	-26.47	68.2	27.46	35.39	11.42	32.54	100	360	A	V
	*	5955	93.72	-	-	79.48	35.44	11.36	32.56	100	360	P	V
	*	5955	85.23	-	-	70.99	35.44	11.36	32.56	100	360	A	V
802.11be EHT20 Small RU 52+26/1 CH 02 5935MHz		5924.96	58.68	-29.52	88.2	44.41	35.39	11.42	32.54	104	356	P	H
		5924.96	43.53	-24.67	68.2	29.26	35.39	11.42	32.54	104	356	A	H
	*	5935	80.84	-	-	66.63	35.41	11.36	32.56	104	356	P	H
	*	5935	73.12	-	-	58.91	35.41	11.36	32.56	104	356	A	H
		5924.96	53.71	-34.49	88.2	39.44	35.39	11.42	32.54	101	126	P	V
		5924.96	42.24	-25.96	68.2	27.97	35.39	11.42	32.54	101	126	A	V
	*	5935	74.78	-	-	60.57	35.41	11.36	32.56	101	126	P	V
	*	5935	67.7	-	-	53.49	35.41	11.36	32.56	101	126	A	V
Remark	1. No other spurious found. 2. All results are PASS against Peak and Average limit line.												



U-NII 5 5925~6425MHz

WIFI 802.11be EHT40 Full (Band Edge @ 3m)

WIFI Ant. 5+6	Note	Frequency (MHz)	Level (dBμV/m)	Margin (dB)	Limit Line (dBμV/m)	Read Level (dBμV)	Antenna Factor (dB/m)	Path Loss (dB)	Preamp Factor (dB)	Ant Pos (cm)	Table Pos (deg)	Peak Avg. (P/A)	Pol. (H/V)
802.11be EHT40 Full CH 03 5965MHz		5900.52	51.78	-36.42	88.2	37.52	35.36	11.42	32.52	100	64	P	H
		5925	41.58	-26.62	68.2	27.3	35.4	11.42	32.54	100	64	A	H
	*	5965	89.76	-	-	75.53	35.45	11.36	32.58	100	64	P	H
	*	5965	80.86	-	-	66.63	35.45	11.36	32.58	100	64	A	H
		5904.04	52.49	-35.71	88.2	38.22	35.37	11.42	32.52	154	10	P	V
		5924.84	41.58	-26.62	68.2	27.31	35.39	11.42	32.54	154	10	A	V
	*	5965	92.79	-	-	78.56	35.45	11.36	32.58	154	10	P	V
*	5965	84.66	-	-	70.43	35.45	11.36	32.58	154	10	A	V	
Remark	1. No other spurious found. 2. All results are PASS against Peak and Average limit line.												



U-NII 5 5925~6425MHz
WIFI 802.11be EHT40 Full (Harmonic @ 3m)

Table with 14 columns: WIFI Ant. 5+6, Note, Frequency (MHz), Level (dBµV/m), Margin (dB), Limit Line (dBµV/m), Read Level (dBµV), Antenna Factor (dB/m), Path Loss (dB), Preamp Factor (dB), Ant Pos (cm), Table Pos (deg), Peak Avg. (P/A), Pol. (H/V). Rows include test results for 802.11be EHT40 Full channels 03, 43, and 91, and a Remark section.



U-NII 5 5925~6425MHz

WIFI 802.11be EHT80 Full (Band Edge @ 3m)

WIFI Ant. 5+6	Note	Frequency (MHz)	Level (dBμV/m)	Margin (dB)	Limit Line (dBμV/m)	Read Level (dBμV)	Antenna Factor (dB/m)	Path Loss (dB)	Preamp Factor (dB)	Ant Pos (cm)	Table Pos (deg)	Peak Avg. (P/A)	Pol. (H/V)
802.11be EHT80 Full CH 07 5985MHz		5918.6	51.6	-36.6	88.2	37.33	35.39	11.42	32.54	100	61	P	H
		5924.84	41.38	-26.82	68.2	27.11	35.39	11.42	32.54	100	61	A	H
	*	5985	88.94	-	-	74.75	35.48	11.29	32.58	100	61	P	H
	*	5985	80.87	-	-	66.68	35.48	11.29	32.58	100	61	A	H
		5896.2	51.49	-36.71	88.2	37.24	35.35	11.42	32.52	153	0	P	V
		5925	41.56	-26.64	68.2	27.28	35.4	11.42	32.54	153	0	A	V
	*	5985	92.11	-	-	77.92	35.48	11.29	32.58	153	0	P	V
*	5985	83.68	-	-	69.49	35.48	11.29	32.58	153	0	A	V	
Remark	1. No other spurious found. 2. All results are PASS against Peak and Average limit line.												



U-NII 5 5925~6425MHz
WIFI 802.11be EHT80 Full (Harmonic @ 3m)

Table with 14 columns: WIFI Ant. 5+6, Note, Frequency (MHz), Level (dBµV/m), Margin (dB), Limit Line (dBµV/m), Read Level (dBµV), Antenna Factor (dB/m), Path Loss (dB), Preamp Factor (dB), Ant Pos (cm), Table Pos (deg), Peak Avg. (P/A), Pol. (H/V). Rows include test results for 802.11be EHT80 Full channels 07, 39, and 87.



U-NII 5 5925~6425MHz

WIFI 802.11be EHT80 Puncturing 20M_3(Band Edge @ 3m)

WIFI Ant. 5+6	Note	Frequency (MHz)	Level (dBμV/m)	Margin (dB)	Limit Line (dBμV/m)	Read Level (dBμV)	Antenna Factor (dB/m)	Path Loss (dB)	Preamp Factor (dB)	Ant Pos (cm)	Table Pos (deg)	Peak Avg. (P/A)	Pol. (H/V)
802.11be EHT80 Puncturing 20M_3 CH 07 5985MHz		5921.64	52.31	-35.89	88.2	38.04	35.39	11.42	32.54	100	48	P	H
		5923.88	41.6	-26.6	68.2	27.33	35.39	11.42	32.54	100	48	A	H
	*	5985	84.77	-	-	70.58	35.48	11.29	32.58	100	48	P	H
	*	5985	76	-	-	61.81	35.48	11.29	32.58	100	48	A	H
		5901	52.79	-35.41	88.2	38.53	35.36	11.42	32.52	157	347	P	V
		5923.56	41.77	-26.43	68.2	27.5	35.39	11.42	32.54	157	347	A	V
	*	5985	90.08	-	-	75.89	35.48	11.29	32.58	157	347	P	V
	*	5985	81.05	-	-	66.86	35.48	11.29	32.58	157	347	A	V
Remark	1. No other spurious found. 2. All results are PASS against Peak and Average limit line.												

U-NII 5 5925~6425MHz

WIFI 802.11be EHT80 Large RU 484+242/4 (Band Edge @ 3m)

WIFI Ant. 5+6	Note	Frequency (MHz)	Level (dBμV/m)	Margin (dB)	Limit Line (dBμV/m)	Read Level (dBμV)	Antenna Factor (dB/m)	Path Loss (dB)	Preamp Factor (dB)	Ant Pos (cm)	Table Pos (deg)	Peak Avg. (P/A)	Pol. (H/V)
802.11be EHT80 Large RU 484+242/4 CH 07 5985MHz		5906.28	51.73	-36.47	88.2	37.46	35.37	11.42	32.52	100	349	P	H
		5925	41.38	-26.82	68.2	27.1	35.4	11.42	32.54	100	349	A	H
	*	5985	87.51	-	-	73.32	35.48	11.29	32.58	100	349	P	H
	*	5985	78.4	-	-	64.21	35.48	11.29	32.58	100	349	A	H
		5889.48	52.82	-35.38	88.2	38.5	35.35	11.49	32.52	155	358	P	V
		5924.2	41.5	-26.7	68.2	27.23	35.39	11.42	32.54	155	358	A	V
	*	5985	93.32	-	-	79.13	35.48	11.29	32.58	155	358	P	V
	*	5985	82.91	-	-	68.72	35.48	11.29	32.58	155	358	A	V
Remark	1. No other spurious found. 2. All results are PASS against Peak and Average limit line.												



U-NII 5 5925~6425MHz
WIFI 802.11be EHT160 Full (Band Edge @ 3m)

Table with 14 columns: WIFI Ant. 5+6, Note, Frequency (MHz), Level (dBµV/m), Margin (dB), Limit Line (dBµV/m), Read Level (dBµV), Antenna Factor (dB/m), Path Loss (dB), Preamp Factor (dB), Ant Pos (cm), Table Pos (deg), Peak Avg. (P/A), Pol. (H/V). Rows include test results for frequencies 5904.52, 5870.08, 6025, 5866.16, 5863.64, and 6025.

Remark

- 1. No other spurious found.
2. All results are PASS against Peak and Average limit line.



U-NII 5 5925~6425MHz

WIFI 802.11be EHT160 Full (Harmonic @ 3m)

WIFI Ant. 5+6	Note	Frequency (MHz)	Level (dBμV/m)	Margin (dB)	Limit Line (dBμV/m)	Read Level (dBμV)	Antenna Factor (dB/m)	Path Loss (dB)	Preamp Factor (dB)	Ant Pos (cm)	Table Pos (deg)	Peak Avg. (P/A)	Pol. (H/V)
802.11be EHT160 Full CH 15 6025MHz		12050	49.62	-24.38	74	44.69	40.21	15.14	50.42	-	-	P	H
802.11be EHT160 Full CH 47 6185MHz		12370	49.51	-24.49	74	44.64	40.27	15.15	50.55	-	-	P	H
802.11be EHT160 Full CH 79 6345MHz		12690	49.33	-24.67	74	44.55	40.38	15.16	50.76	-	-	P	H
802.11be EHT160 Full CH 15 6025MHz		12050	49.38	-24.62	74	44.45	40.21	15.14	50.42	-	-	P	V
802.11be EHT160 Full CH 47 6185MHz		12370	49.86	-24.14	74	44.99	40.27	15.15	50.55	-	-	P	V
802.11be EHT160 Full CH 79 6345MHz		12690	48.65	-25.35	74	43.87	40.38	15.16	50.76	-	-	P	V
Remark	1. No other spurious found. 2. All results are PASS against Peak and Average limit line.												



U-NII 5 5925~6425MHz

WIFI 802.11be EHT160 Puncturing 40M_3 (Band Edge @ 3m)

WIFI Ant. 5+6	Note	Frequency (MHz)	Level (dBμV/m)	Margin (dB)	Limit Line (dBμV/m)	Read Level (dBμV)	Antenna Factor (dB/m)	Path Loss (dB)	Preamp Factor (dB)	Ant Pos (cm)	Table Pos (deg)	Peak Avg. (P/A)	Pol. (H/V)
802.11be EHT160 Puncturing 40M_3 CH 15 6025MHz		5864.2	51.92	-36.28	88.2	37.62	35.31	11.49	32.5	100	47	P	H
		5924.68	41.47	-26.73	68.2	27.2	35.39	11.42	32.54	100	47	A	H
	*	6025	81.73	-	-	67.36	35.52	11.45	32.6	100	47	P	H
	*	6025	72.47	-	-	58.1	35.52	11.45	32.6	100	47	A	H
		5922.16	52.15	-36.05	88.2	37.88	35.39	11.42	32.54	144	349	P	V
		5924.68	41.67	-26.53	68.2	27.4	35.39	11.42	32.54	144	349	A	V
	*	6025	85.88	-	-	71.51	35.52	11.45	32.6	144	349	P	V
	*	6025	76.97	-	-	62.6	35.52	11.45	32.6	144	349	A	V
Remark	1. No other spurious found. 2. All results are PASS against Peak and Average limit line.												

U-NII 5 5925~6425MHz

WIFI 802.11be EHT160 Puncturing 20M_6 (Band Edge @ 3m)

WIFI Ant. 5+6	Note	Frequency (MHz)	Level (dBμV/m)	Margin (dB)	Limit Line (dBμV/m)	Read Level (dBμV)	Antenna Factor (dB/m)	Path Loss (dB)	Preamp Factor (dB)	Ant Pos (cm)	Table Pos (deg)	Peak Avg. (P/A)	Pol. (H/V)
802.11be EHT160 Puncturing 20M_6 CH 15 6025MHz		5882.12	51.42	-36.78	88.2	37.1	35.33	11.49	32.5	100	48	P	H
		5924.12	41.49	-26.71	68.2	27.22	35.39	11.42	32.54	100	48	A	H
	*	6025	80.7	-	-	66.33	35.52	11.45	32.6	100	48	P	H
	*	6025	71.91	-	-	57.54	35.52	11.45	32.6	100	48	A	H
		5919.36	52.12	-36.08	88.2	37.85	35.39	11.42	32.54	153	348	P	V
		5923.84	41.57	-26.63	68.2	27.3	35.39	11.42	32.54	153	348	A	V
	*	6025	84.92	-	-	70.55	35.52	11.45	32.6	153	348	P	V
	*	6025	76.78	-	-	62.41	35.52	11.45	32.6	153	348	A	V
Remark	1. No other spurious found. 2. All results are PASS against Peak and Average limit line.												



U-NII 5 5925~6425MHz

WIFI 802.11be EHT160 Large RU 996+484/4 (Band Edge @ 3m)

WIFI Ant. 5+6	Note	Frequency (MHz)	Level (dBμV/m)	Margin (dB)	Limit Line (dBμV/m)	Read Level (dBμV)	Antenna Factor (dB/m)	Path Loss (dB)	Preamp Factor (dB)	Ant Pos (cm)	Table Pos (deg)	Peak Avg. (P/A)	Pol. (H/V)
WIFI 802.11be EHT160 Large RU 996+484/4 CH 15 6025MHz		5863.92	52.66	-35.54	88.2	38.36	35.31	11.49	32.5	100	350	P	H
		5924.96	41.41	-26.79	68.2	27.14	35.39	11.42	32.54	100	350	A	H
	*	6025	83.31	-	-	68.94	35.52	11.45	32.6	100	350	P	H
	*	6025	74.06	-	-	59.69	35.52	11.45	32.6	100	350	A	H
		5839.84	52.29	-35.91	88.2	37.94	35.28	11.55	32.48	204	335	P	V
		5921.04	41.53	-26.67	68.2	27.26	35.39	11.42	32.54	204	335	A	V
	*	6025	85.57	-	-	71.2	35.52	11.45	32.6	204	335	P	V
	*	6025	77.29	-	-	62.92	35.52	11.45	32.6	204	335	A	V
Remark	1. No other spurious found. 2. All results are PASS against Peak and Average limit line.												

U-NII 5 5925~6425MHz

WIFI 802.11be EHT320 Full (Band Edge @ 3m)

WIFI Ant. 5+6	Note	Frequency (MHz)	Level (dBμV/m)	Margin (dB)	Limit Line (dBμV/m)	Read Level (dBμV)	Antenna Factor (dB/m)	Path Loss (dB)	Preamp Factor (dB)	Ant Pos (cm)	Table Pos (deg)	Peak Avg. (P/A)	Pol. (H/V)
802.11be EHT320 Full CH 31 6105MHz		5884.34	55.1	-33.1	88.2	40.79	35.34	11.49	32.52	100	61	P	H
		5868.24	44.19	-24.01	68.2	29.88	35.32	11.49	32.5	100	61	A	H
	*	6105	91.14	-	-	76.39	35.58	11.77	32.6	100	61	P	H
	*	6105	81.17	-	-	66.42	35.58	11.77	32.6	100	61	A	H
		5856.74	54.99	-33.21	88.2	40.68	35.3	11.49	32.48	385	251	P	V
		5835.58	46.33	-21.87	68.2	31.99	35.27	11.55	32.48	385	251	A	V
	*	6105	94.02	-	-	79.27	35.58	11.77	32.6	385	251	P	V
	*	6105	85.96	-	-	71.21	35.58	11.77	32.6	385	251	A	V
Remark	1. No other spurious found. 2. All results are PASS against Peak and Average limit line.												



U-NII 5 5925~6425MHz

WIFI 802.11be EHT320 Full (Harmonic @ 3m)

WIFI Ant. 5+6	Note	Frequency (MHz)	Level (dBμV/m)	Margin (dB)	Limit Line (dBμV/m)	Read Level (dBμV)	Antenna Factor (dB/m)	Path Loss (dB)	Preamp Factor (dB)	Ant Pos (cm)	Table Pos (deg)	Peak Avg. (P/A)	Pol. (H/V)
802.11be EHT320 Full CH 31 6105MHz		12210	49.03	-24.97	74	44.12	40.24	15.15	50.48			P	H
		12210	49.57	-24.43	74	44.66	40.24	15.15	50.48			P	V
802.11be EHT320 Full CH 63 6265MHz		12530	49.86	-24.14	74	45.02	40.31	15.16	50.63			P	H
		12530	49.15	-24.85	74	44.31	40.31	15.16	50.63			P	V
Remark	1. No other spurious found. 2. All results are PASS against Peak and Average limit line.												

U-NII 5 5925~6425MHz

WIFI 802.11be EHT320 Puncturing 80M+40M_5 (Band Edge @ 3m)

WIFI Ant. 5+6	Note	Frequency (MHz)	Level (dBμV/m)	Margin (dB)	Limit Line (dBμV/m)	Read Level (dBμV)	Antenna Factor (dB/m)	Path Loss (dB)	Preamp Factor (dB)	Ant Pos (cm)	Table Pos (deg)	Peak Avg. (P/A)	Pol. (H/V)
802.11be EHT320 Puncturing 80M+40M_5 CH 31 6105MHz		5850.76	51.82	-36.38	88.2	37.46	35.29	11.55	32.48	100	48	P	H
		5924.82	41.44	-26.76	68.2	27.17	35.39	11.42	32.54	100	48	A	H
	*	6105	81.69	-	-	66.94	35.58	11.77	32.6	100	48	P	H
	*	6105	71.52	-	-	56.77	35.58	11.77	32.6	100	48	A	H
		5923.9	52.94	-35.26	88.2	38.67	35.39	11.42	32.54	158	348	P	V
		5922.52	41.56	-26.64	68.2	27.29	35.39	11.42	32.54	158	348	A	V
	*	6105	83.8	-	-	69.05	35.58	11.77	32.6	158	348	P	V
*	6105	74.62	-	-	59.87	35.58	11.77	32.6	158	348	A	V	
Remark	1. No other spurious found. 2. All results are PASS against Peak and Average limit line.												



U-NII 5 5925~6425MHz

WIFI 802.11be EHT320 Puncturing 80M_3 (Band Edge @ 3m)

WIFI Ant. 5+6	Note	Frequency (MHz)	Level (dBμV/m)	Margin (dB)	Limit Line (dBμV/m)	Read Level (dBμV)	Antenna Factor (dB/m)	Path Loss (dB)	Preamp Factor (dB)	Ant Pos (cm)	Table Pos (deg)	Peak Avg. (P/A)	Pol. (H/V)
802.11be EHT320 Puncturing 80M_3 CH 31 6105MHz		5873.3	52.65	-35.55	88.2	38.34	35.32	11.49	32.5	109	349	P	H
		5845.7	41.45	-26.75	68.2	27.1	35.28	11.55	32.48	109	349	A	H
	*	6105	78.93	-	-	64.18	35.58	11.77	32.6	109	349	P	H
	*	6105	70.46	-	-	55.71	35.58	11.77	32.6	109	349	A	H
		5873.76	52.69	-35.51	88.2	38.38	35.32	11.49	32.5	189	335	P	V
		5847.54	41.7	-26.5	68.2	27.34	35.29	11.55	32.48	189	335	A	V
	*	6105	83.59	-	-	68.84	35.58	11.77	32.6	189	335	P	V
	*	6105	74.63	-	-	59.88	35.58	11.77	32.6	189	335	A	V
Remark	1. No other spurious found. 2. All results are PASS against Peak and Average limit line.												

U-NII 5 5925~6425MHz

WIFI 802.11be EHT320 Puncturing 40M_7 (Band Edge @ 3m)

WIFI Ant. 5+6	Note	Frequency (MHz)	Level (dBμV/m)	Margin (dB)	Limit Line (dBμV/m)	Read Level (dBμV)	Antenna Factor (dB/m)	Path Loss (dB)	Preamp Factor (dB)	Ant Pos (cm)	Table Pos (deg)	Peak Avg. (P/A)	Pol. (H/V)
802.11be EHT320 Puncturing 40M_7 CH 31 6105MHz		5884.8	51.96	-36.24	88.2	37.65	35.34	11.49	32.52	100	350	P	H
		5845.7	41.43	-26.77	68.2	27.08	35.28	11.55	32.48	100	350	A	H
	*	6105	78.17	-	-	63.42	35.58	11.77	32.6	100	350	P	H
	*	6105	69.51	-	-	54.76	35.58	11.77	32.6	100	350	A	H
		5875.14	52.3	-35.9	88.2	37.98	35.33	11.49	32.5	400	243	P	V
		5848.46	41.52	-26.68	68.2	27.16	35.29	11.55	32.48	400	243	A	V
	*	6105	83.54	-	-	68.79	35.58	11.77	32.6	400	243	P	V
	*	6105	74.94	-	-	60.19	35.58	11.77	32.6	400	243	A	V
Remark	1. No other spurious found. 2. All results are PASS against Peak and Average limit line.												



U-NII 5 5925~6425MHz

WIFI 802.11be EHT320 Large RU 996*2+484/6 (Band Edge @ 3m)

WIFI Ant. 5+6	Note	Frequency (MHz)	Level (dBμV/m)	Margin (dB)	Limit Line (dBμV/m)	Read Level (dBμV)	Antenna Factor (dB/m)	Path Loss (dB)	Preamp Factor (dB)	Ant Pos (cm)	Table Pos (deg)	Peak Avg. (P/A)	Pol. (H/V)
802.11be EHT320 Large RU 996*2+484/6 CH 31 6105MHz		5913.78	51.69	-36.51	88.2	37.43	35.38	11.42	32.54	100	79	P	H
		5924.36	41.41	-26.79	68.2	27.14	35.39	11.42	32.54	100	79	A	H
	*	6105	82.91	-	-	68.16	35.58	11.77	32.6	100	79	P	H
	*	6105	72.61	-	-	57.86	35.58	11.77	32.6	100	79	A	H
		5830.06	53.02	-35.18	88.2	38.67	35.26	11.55	32.46	100	331	P	V
		5924.82	41.56	-26.64	68.2	27.29	35.39	11.42	32.54	100	331	A	V
	*	6105	85.63	-	-	70.88	35.58	11.77	32.6	100	331	P	V
	*	6105	75.87	-	-	61.12	35.58	11.77	32.6	100	331	A	V
Remark	1. No other spurious found. 2. All results are PASS against Peak and Average limit line.												

U-NII 5 5925~6425MHz

WIFI 802.11be EHT320 Large RU 996*3/4 (Band Edge @ 3m)

WIFI Ant. 5+6	Note	Frequency (MHz)	Level (dBμV/m)	Margin (dB)	Limit Line (dBμV/m)	Read Level (dBμV)	Antenna Factor (dB/m)	Path Loss (dB)	Preamp Factor (dB)	Ant Pos (cm)	Table Pos (deg)	Peak Avg. (P/A)	Pol. (H/V)
802.11be EHT320 Large RU 996*3/4 CH 31 6105MHz		5895.84	52.16	-36.04	88.2	37.91	35.35	11.42	32.52	103	301	P	H
		5873.76	42.36	-25.84	68.2	28.05	35.32	11.49	32.5	103	301	A	H
	*	6105	80.41	-	-	65.66	35.58	11.77	32.6	103	301	P	H
	*	6105	70.81	-	-	56.06	35.58	11.77	32.6	103	301	A	H
		5844.78	51.93	-36.27	88.2	37.58	35.28	11.55	32.48	117	325	P	V
		5923.9	42.42	-25.78	68.2	28.15	35.39	11.42	32.54	117	325	A	V
	*	6105	83.28	-	-	68.53	35.58	11.77	32.6	117	325	P	V
	*	6105	74.49	-	-	59.74	35.58	11.77	32.6	117	325	A	V
Remark	1. No other spurious found. 2. All results are PASS against Peak and Average limit line.												



U-NII 5 5925~6425MHz

WIFI 802.11be EHT320 Large RU 996*3+484/8(Band Edge @ 3m)

WIFI Ant. 5+6	Note	Frequency (MHz)	Level (dBμV/m)	Margin (dB)	Limit Line (dBμV/m)	Read Level (dBμV)	Antenna Factor (dB/m)	Path Loss (dB)	Preamp Factor (dB)	Ant Pos (cm)	Table Pos (deg)	Peak Avg. (P/A)	Pol. (H/V)
802.11be EHT320 Large RU 996*3+484/8 CH 31 6105MHz		5873.76	52.12	-36.08	88.2	37.81	35.32	11.49	32.5	100	43	P	H
		5924.36	41.68	-26.52	68.2	27.41	35.39	11.42	32.54	100	43	A	H
	*	6105	82.54	-	-	67.79	35.58	11.77	32.6	100	43	P	H
	*	6105	72.57	-	-	57.82	35.58	11.77	32.6	100	43	A	H
		5831.9	52.87	-35.33	88.2	38.52	35.26	11.55	32.46	100	326	P	V
		5924.82	41.72	-26.48	68.2	27.45	35.39	11.42	32.54	100	326	A	V
	*	6105	83.94	-	-	69.19	35.58	11.77	32.6	100	326	P	V
	*	6105	75.19	-	-	60.44	35.58	11.77	32.6	100	326	A	V
Remark	1. No other spurious found. 2. All results are PASS against Peak and Average limit line.												

UNII-5/6 Straddle Channel

WIFI 802.11be EHT320 Full (Harmonic @ 3m)

WIFI Ant. 5+6	Note	Frequency (MHz)	Level (dBμV/m)	Margin (dB)	Limit Line (dBμV/m)	Read Level (dBμV)	Antenna Factor (dB/m)	Path Loss (dB)	Preamp Factor (dB)	Ant Pos (cm)	Table Pos (deg)	Peak Avg. (P/A)	Pol. (H/V)
802.11be EHT320 Full CH 95 6425MHz		12850	49.07	-39.13	88.2	44.34	40.44	15.17	50.88	-	-	P	H
		12850	49.94	-38.26	88.2	45.21	40.44	15.17	50.88	-	-	P	V
Remark	1. No other spurious found. 2. All results are PASS against Peak and Average limit line.												



U-NII 6 - 6425-6525MHzMHz

WIFI 802.11a (Harmonic @ 3m)

WIFI	Note	Frequency	Level	Margin	Limit	Read	Antenna	Path	Preamp	Ant	Table	Peak	Pol.
Ant.					Line	Level	Factor	Loss	Factor	Pos	Pos	Avg.	
5+6		(MHz)	(dBμV/m)	(dB)	(dBμV/m)	(dBμV)	(dB/m)	(dB)	(dB)	(cm)	(deg)	(P/A)	(H/V)
802.11a CH 97 6435MHz		12870	49.43	-38.77	88.2	44.7	40.45	15.17	50.89	-	-	P	H
		12870	48.93	-39.27	88.2	44.2	40.45	15.17	50.89	-	-	P	V
802.11a CH 105 6475MHz		12950	49.29	-38.91	88.2	44.6	40.48	15.17	50.96	-	-	P	H
		12950	49.58	-38.62	88.2	44.89	40.48	15.17	50.96	-	-	P	V
802.11a CH 113 6515MHz		13030	49.68	-38.52	88.2	44.99	40.51	15.17	50.99	-	-	P	H
		13030	49.59	-38.61	88.2	44.9	40.51	15.17	50.99	-	-	P	V
Remark	1. No other spurious found. 2. All results are PASS against Peak and Average limit line.												



U-NII 6 6425~6525MHz
WIFI 802.11be EHT20 Full (Harmonic @ 3m)

Table with 14 columns: WIFI Ant. 5+6, Note, Frequency (MHz), Level (dBµV/m), Margin (dB), Limit Line (dBµV/m), Read Level (dBµV), Antenna Factor (dB/m), Path Loss (dB), Preamp Factor (dB), Ant Pos (cm), Table Pos (deg), Peak Avg. (P/A), Pol. (H/V). Rows include test results for channels 97, 105, and 113.



U-NII 6 5925~6425MHz
WIFI 802.11be EHT40 Full (Harmonic @ 3m)

Table with 14 columns: WIFI Ant. 5+6, Note, Frequency (MHz), Level (dBµV/m), Margin (dB), Limit Line (dBµV/m), Read Level (dBµV), Antenna Factor (dB/m), Path Loss (dB), Preamp Factor (dB), Ant Pos (cm), Table Pos (deg), Peak Avg. (P/A), Pol. (H/V). Includes rows for 802.11be EHT40 Full CH 99 6445MHz and CH 107 6485MHz, and a Remark section.

U-NII 6 6425~6525MHz
WIFI 802.11be EHT80 Full (Harmonic @ 3m)

Table with 14 columns: WIFI Ant. 5+6, Note, Frequency (MHz), Level (dBµV/m), Margin (dB), Limit Line (dBµV/m), Read Level (dBµV), Antenna Factor (dB/m), Path Loss (dB), Preamp Factor (dB), Ant Pos (cm), Table Pos (deg), Peak Avg. (P/A), Pol. (H/V). Includes rows for 802.11be EHT80 Full CH 103 6465MHz and a Remark section.



UNII-6/7 Straddle Channel

WIFI 802.11be EHT40 Full (Harmonic @ 3m)

WIFI	Note	Frequency	Level	Margin	Limit	Read	Antenna	Path	Preamp	Ant	Table	Peak	Pol.
Ant.					Line	Level	Factor	Loss	Factor	Pos	Pos	Avg.	
5+6		(MHz)	(dBμV/m)	(dB)	(dBμV/m)	(dBμV)	(dB/m)	(dB)	(dB)	(cm)	(deg)	(P/A)	(H/V)
802.11be EHT40 Full		13050	49.2	-39	88.2	44.45	40.51	15.22	50.98	-	-	P	H
CH 115 6525MHz		13050	49.57	-38.63	88.2	44.82	40.51	15.22	50.98	-	-	P	V
Remark	1. No other spurious found. 2. All results are PASS against Peak and Average limit line.												

UNII-6/7 Straddle Channel

WIFI 802.11be EHT80 Full (Harmonic @ 3m)

WIFI	Note	Frequency	Level	Margin	Limit	Read	Antenna	Path	Preamp	Ant	Table	Peak	Pol.
Ant.					Line	Level	Factor	Loss	Factor	Pos	Pos	Avg.	
5+6		(MHz)	(dBμV/m)	(dB)	(dBμV/m)	(dBμV)	(dB/m)	(dB)	(dB)	(cm)	(deg)	(P/A)	(H/V)
802.11be EHT80 Full		13890	49.84	-38.36	88.2	43.52	40.83	16.21	50.72	-	-	P	H
CH 119 6545MHz		13890	49.2	-39	88.2	42.88	40.83	16.21	50.72	-	-	P	V
Remark	1. No other spurious found. 2. All results are PASS against Peak and Average limit line.												



UNII-6/7 Straddle Channel - 6425-6875MHz

WIFI 802.11be EHT160 Full (Harmonic @ 3m)

WIFI	Note	Frequency	Level	Margin	Limit	Read	Antenna	Path	Preamp	Ant	Table	Peak	Pol.
Ant.					Line	Level	Factor	Loss	Factor	Pos	Pos	Avg.	
5+6		(MHz)	(dBμV/m)	(dB)	(dBμV/m)	(dBμV)	(dB/m)	(dB)	(dB)	(cm)	(deg)	(P/A)	(H/V)
802.11be EHT160 Full		13010	49.18	-39.02	88.2	44.51	40.5	15.17	51	-	-	P	H
CH 111 6505MHz		13010	49.82	-38.38	88.2	45.15	40.5	15.17	51	-	-	P	V

Remark

- No other spurious found.
- All results are PASS against Peak and Average limit line.

UNII-6/7 Straddle Channel - 6425-6875MHz

WIFI 802.11be EHT320 Full (Harmonic @ 3m)

WIFI	Note	Frequency	Level	Margin	Limit	Read	Antenna	Path	Preamp	Ant	Table	Peak	Pol.
Ant.					Line	Level	Factor	Loss	Factor	Pos	Pos	Avg.	
5+6		(MHz)	(dBμV/m)	(dB)	(dBμV/m)	(dBμV)	(dB/m)	(dB)	(dB)	(cm)	(deg)	(P/A)	(H/V)
802.11be EHT320 Full		13170	49.06	-39.14	88.2	44.11	40.53	15.35	50.93	-	-	P	H
CH 127 6585MHz		13170	49.25	-38.95	88.2	44.3	40.53	15.35	50.93	-	-	P	V

Remark

- No other spurious found.
- All results are PASS against Peak and Average limit line.



U-NII 7 - 6525-6875MHzMHz

WIFI 802.11a (Harmonic @ 3m)

WIFI	Note	Frequency	Level	Margin	Limit	Read	Antenna	Path	Preamp	Ant	Table	Peak	Pol.
Ant.					Line	Level	Factor	Loss	Factor	Pos	Pos	Avg.	
5+6		(MHz)	(dBμV/m)	(dB)	(dBμV/m)	(dBμV)	(dB/m)	(dB)	(dB)	(cm)	(deg)	(P/A)	(H/V)
802.11a CH 117 6535MHz		13070	49.6	-38.6	88.2	44.84	40.51	15.22	50.97	-	-	P	H
		13070	49.15	-39.05	88.2	44.39	40.51	15.22	50.97	-	-	P	V
802.11a CH 149 6695MHz		13390	49.14	-24.86	74	43.78	40.58	15.62	50.84	-	-	P	H
		13390	48.57	-25.43	74	43.21	40.58	15.62	50.84	-	-	P	V
802.11a CH 181 6855MHz		13710	49.15	-39.05	88.2	43.2	40.73	15.98	50.76	-	-	P	H
		13710	49.21	-38.99	88.2	43.26	40.73	15.98	50.76	-	-	P	V
Remark	1. No other spurious found. 2. All results are PASS against Peak and Average limit line.												



U-NII 7 6525~6875MHz
WIFI 802.11be EHT20 Full (Harmonic @ 3m)

Table with 14 columns: WIFI Ant. 5+6, Note, Frequency (MHz), Level (dBµV/m), Margin (dB), Limit Line (dBµV/m), Read Level (dBµV), Antenna Factor (dB/m), Path Loss (dB), Preamp Factor (dB), Ant Pos (cm), Table Pos (deg), Peak Avg. (P/A), Pol. (H/V). Rows include test results for channels 117, 149, and 181.



U-NII 7 6525~6875MHz
WIFI 802.11be EHT40 Full (Harmonic @ 3m)

Table with 14 columns: WIFI Ant. 5+6, Note, Frequency (MHz), Level (dBµV/m), Margin (dB), Limit Line (dBµV/m), Read Level (dBµV), Antenna Factor (dB/m), Path Loss (dB), Preamp Factor (dB), Ant Pos (cm), Table Pos (deg), Peak Avg. (P/A), Pol. (H/V). Rows include test results for channels 123, 147, and 179.



U-NII 7 6525~6875MHz
WIFI 802.11be EHT80 Full (Harmonic @ 3m)

WIFI Ant. 5+6	Note	Frequency (MHz)	Level (dBμV/m)	Margin (dB)	Limit Line (dBμV/m)	Read Level (dBμV)	Antenna Factor (dB/m)	Path Loss (dB)	Preamp Factor (dB)	Ant Pos (cm)	Table Pos (deg)	Peak Avg. (P/A)	Pol. (H/V)
802.11be EHT80 Full		13250	48.86	-25.14	74	43.77	40.55	15.44	50.9	-	-	P	H
CH 135 6625MHz		13250	48.91	-25.09	74	43.82	40.55	15.44	50.9	-	-	P	V
802.11be EHT80 Full		13410	48.68	-39.52	88.2	43.31	40.58	15.62	50.83	-	-	P	H
CH 151 6705MHz		13410	49.25	-38.95	88.2	43.88	40.58	15.62	50.83	-	-	P	V
802.11be EHT80 Full		13570	49.93	-38.27	88.2	44.28	40.64	15.8	50.79	-	-	P	H
CH 167 6785MHz		13570	49.42	-38.78	88.2	43.77	40.64	15.8	50.79	-	-	P	V
Remark	1. No other spurious found. 2. All results are PASS against Peak and Average limit line.												

U-NII 7 6525~6875MHz
WIFI 802.11be EHT160 Full (Harmonic @ 3m)

WIFI Ant. 5+6	Note	Frequency (MHz)	Level (dBμV/m)	Margin (dB)	Limit Line (dBμV/m)	Read Level (dBμV)	Antenna Factor (dB/m)	Path Loss (dB)	Preamp Factor (dB)	Ant Pos (cm)	Table Pos (deg)	Peak Avg. (P/A)	Pol. (H/V)
802.11be EHT160 Full		13330	49.09	-24.91	74	43.86	40.57	15.53	50.87	-	-	P	H
CH 143 6665MHz		13330	48.17	-25.83	74	42.94	40.57	15.53	50.87	-	-	P	V
Remark	1. No other spurious found. 2. All results are PASS against Peak and Average limit line.												



UNII-7/8 Straddle Channel

WIFI 802.11be EHT80 Full (Harmonic @ 3m)

WIFI Ant. 5+6	Note	Frequency (MHz)	Level (dBμV/m)	Margin (dB)	Limit Line (dBμV/m)	Read Level (dBμV)	Antenna Factor (dB/m)	Path Loss (dB)	Preamp Factor (dB)	Ant Pos (cm)	Table Pos (deg)	Peak Avg. (P/A)	Pol. (H/V)
802.11be EHT80 Full		13730	49.4	-38.8	88.2	43.43	40.74	15.98	50.75	-	-	P	H
CH 183 6865MHz		13730	49.49	-38.71	88.2	43.52	40.74	15.98	50.75	-	-	P	V
Remark	1. No other spurious found. 2. All results are PASS against Peak and Average limit line.												

UNII-7/8 Straddle Channel

WIFI 802.11be EHT160 Full (Harmonic @ 3m)

WIFI Ant. 5+6	Note	Frequency (MHz)	Level (dBμV/m)	Margin (dB)	Limit Line (dBμV/m)	Read Level (dBμV)	Antenna Factor (dB/m)	Path Loss (dB)	Preamp Factor (dB)	Ant Pos (cm)	Table Pos (deg)	Peak Avg. (P/A)	Pol. (H/V)
802.11be EHT160 Full		13650	49.46	-38.74	88.2	43.65	40.69	15.89	50.77	-	-	P	H
CH 175 6825MHz		13650	49.66	-38.54	88.2	43.85	40.69	15.89	50.77	-	-	P	V
Remark	1. No other spurious found. 2. All results are PASS against Peak and Average limit line.												



UNII-7/8 Straddle Channel

WIFI 802.11be EHT320 Full (Harmonic @ 3m)

WIFI Ant. 5+6	Note	Frequency (MHz)	Level (dBμV/m)	Margin (dB)	Limit Line (dBμV/m)	Read Level (dBμV)	Antenna Factor (dB/m)	Path Loss (dB)	Preamp Factor (dB)	Ant Pos (cm)	Table Pos (deg)	Peak Avg. (P/A)	Pol. (H/V)
802.11be EHT320 Full CH 159 6745MHz		13490	49.17	-39.03	88.2	43.66	40.6	15.71	50.8	-	-	P	H
		13490	49.73	-38.47	88.2	44.22	40.6	15.71	50.8	-	-	P	V
Remark													
1. No other spurious found.													
2. All results are PASS against Peak and Average limit line.													

UNII-7/8 Straddle Channel

WIFI 802.11a (Harmonic @ 3m)

WIFI Ant. 5+6	Note	Frequency (MHz)	Level (dBμV/m)	Margin (dB)	Limit Line (dBμV/m)	Read Level (dBμV)	Antenna Factor (dB/m)	Path Loss (dB)	Preamp Factor (dB)	Ant Pos (cm)	Table Pos (deg)	Peak Avg. (P/A)	Pol. (H/V)
802.11a CH 185 6875MHz		13750	48.31	-39.89	88.2	42.28	40.75	16.03	50.75	-	-	P	H
		13750	48.5	-39.7	88.2	42.47	40.75	16.03	50.75	-	-	P	V
Remark													
1. No other spurious found.													
2. All results are PASS against Peak and Average limit line.													



UNII-7/8 Straddle Channel

WIFI 802.11be EHT20 Full (Harmonic @ 3m)

WIFI Ant. 5+6	Note	Frequency (MHz)	Level (dBμV/m)	Margin (dB)	Limit Line (dBμV/m)	Read Level (dBμV)	Antenna Factor (dB/m)	Path Loss (dB)	Preamp Factor (dB)	Ant Pos (cm)	Table Pos (deg)	Peak Avg. (P/A)	Pol. (H/V)
802.11be EHT20 Full		13750	49.84	-38.36	88.2	43.81	40.75	16.03	50.75	-	-	P	H
CH 185 6875MHz		13750	49.61	-38.59	88.2	43.58	40.75	16.03	50.75	-	-	P	V
Remark	1. No other spurious found. 2. All results are PASS against Peak and Average limit line.												

UNII-7/8 Straddle Channel

WIFI 802.11be EHT40 Full (Harmonic @ 3m)

WIFI Ant. 5+6	Note	Frequency (MHz)	Level (dBμV/m)	Margin (dB)	Limit Line (dBμV/m)	Read Level (dBμV)	Antenna Factor (dB/m)	Path Loss (dB)	Preamp Factor (dB)	Ant Pos (cm)	Table Pos (deg)	Peak Avg. (P/A)	Pol. (H/V)
802.11be EHT40 Full		13770	49.02	-39.18	88.2	42.98	40.76	16.03	50.75	-	-	P	H
CH 187 688 5MHz		13770	49.91	-38.29	88.2	43.87	40.76	16.03	50.75	-	-	P	V
Remark	1. No other spurious found. 2. All results are PASS against Peak and Average limit line.												



UNII-7/8 Straddle Channel
WIFI 802.11be EHT320 Full (Band Edge @ 3m)

WIFI Ant. 5+6	Note	Frequency (MHz)	Level (dBμV/m)	Margin (dB)	Limit Line (dBμV/m)	Read Level (dBμV)	Antenna Factor (dB/m)	Path Loss (dB)	Preamp Factor (dB)	Ant Pos (cm)	Table Pos (deg)	Peak Avg. (P/A)	Pol. (H/V)
802.11be EHT320 Full CH 191 6905MHz	*	6905	92.4	-	-	76.54	36.14	12.15	32.43	182	246	P	H
	*	6905	82.99	-	-	67.13	36.14	12.15	32.43	182	246	A	H
		7196.875	61.47	-26.73	88.2	44.75	36.28	13	32.56	182	246	P	H
		7269.375	60.75	-13.25	74	44	36.31	13.06	32.62	182	246	P	H
		7209.375	51.85	-16.35	68.2	35.15	36.28	13	32.58	182	246	A	H
		7267.5	50.16	-3.84	54	33.41	36.31	13.06	32.62	182	246	A	H
	*	6905	94.49	-	-	78.63	36.14	12.15	32.43	388	318	P	V
	*	6905	85.03	-	-	69.17	36.14	12.15	32.43	388	318	A	V
		7158.125	59.4	-28.8	88.2	42.8	36.26	12.86	32.52	388	318	P	V
		7253.125	57.47	-16.53	74	40.74	36.3	13.03	32.6	388	318	P	V
		7148.75	48.9	-19.3	68.2	32.3	36.26	12.86	32.52	388	318	A	V
		7252.5	47.45	-6.55	54	30.72	36.3	13.03	32.6	388	318	A	V
Remark	1. No other spurious found. 2. All results are PASS against Peak and Average limit line.												

UNII-7/8 Straddle Channel
WIFI 802.11be EHT320 Full (Harmonic @ 3m)

WIFI Ant. 5+6	Note	Frequency (MHz)	Level (dBμV/m)	Margin (dB)	Limit Line (dBμV/m)	Read Level (dBμV)	Antenna Factor (dB/m)	Path Loss (dB)	Preamp Factor (dB)	Ant Pos (cm)	Table Pos (deg)	Peak Avg. (P/A)	Pol. (H/V)
802.11be EHT320 Full CH 191 6905MHz		13810	49.6	-38.6	88.2	43.48	40.79	16.07	50.74	-	-	P	H
		13810	49.38	-38.82	88.2	43.26	40.79	16.07	50.74	-	-	P	V
Remark	3. No other spurious found. 4. All results are PASS against Peak and Average limit line.												



UNII-7/8 Straddle Channel

WIFI 802.11be EHT320 Puncturing 80M+40M-3 (Band Edge @ 3m)

WIFI Ant. 5+6	Note	Frequency (MHz)	Level (dBμV/m)	Margin (dB)	Limit Line (dBμV/m)	Read Level (dBμV)	Antenna Factor (dB/m)	Path Loss (dB)	Preamp Factor (dB)	Ant Pos (cm)	Table Pos (deg)	Peak Avg. (P/A)	Pol. (H/V)
802.11be EHT320 Puncturing 80M+40M_3 CH 191 6905MHz	*	6905	84.88	-	-	69.02	36.14	12.15	32.43	100	3	P	H
	*	6905	73.48	-	-	57.62	36.14	12.15	32.43	100	3	A	H
		7219.375	55.43	-32.77	88.2	38.72	36.29	13	32.58	100	3	P	H
		7269.375	55.66	-18.34	74	38.91	36.31	13.06	32.62	100	3	P	H
		7131.25	44.49	-23.71	68.2	28.02	36.25	12.72	32.5	100	3	A	H
		7316.25	44.46	-9.54	54	27.71	36.33	13.08	32.66	100	3	A	H
	*	6905	83.74	-	-	67.88	36.14	12.15	32.43	384	277	P	V
	*	6905	75.14	-	-	59.28	36.14	12.15	32.43	384	277	A	V
		7236.25	56.16	-32.04	88.2	39.44	36.29	13.03	32.6	384	277	P	V
		7263.125	55.94	-18.06	74	39.19	36.31	13.06	32.62	384	277	P	V
	7131.875	44.49	-23.71	68.2	28.02	36.25	12.72	32.5	384	277	A	V	
	7254.375	44.43	-9.57	54	27.7	36.3	13.03	32.6	384	277	A	V	
Remark	1. No other spurious found. 2. All results are PASS against Peak and Average limit line.												



UNII-7/8 Straddle Channel
WIFI 802.11be EHT320 Puncturing 80M_2 (Band Edge @ 3m)

Table with 14 columns: WIFI Ant. 5+6, Note, Frequency (MHz), Level (dBµV/m), Margin (dB), Limit Line (dBµV/m), Read Level (dBµV), Antenna Factor (dB/m), Path Loss (dB), Preamp Factor (dB), Ant Pos (cm), Table Pos (deg), Peak Avg. (P/A), Pol. (H/V). Rows include test results for 802.11be EHT320 Puncturing 80M_2 CH 191 6905MHz and a Remark section.



UNII-7/8 Straddle Channel
WIFI 802.11be EHT320 Puncturing 40M_2 (Band Edge @ 3m)

Table with 14 columns: WIFI Ant. 5+6, Note, Frequency (MHz), Level (dBµV/m), Margin (dB), Limit Line (dBµV/m), Read Level (dBµV), Antenna Factor (dB/m), Path Loss (dB), Preamp Factor (dB), Ant Pos (cm), Table Pos (deg), Peak Avg. (P/A), Pol. (H/V). Rows include test results for frequencies like 7025, 7189.355, 7292.595, 7132.38, 7259.79, 7025, 7025, 7228.515, 7256.55, 7129.125, 7254.21. A Remark section at the bottom states: 1. No other spurious found. 2. All results are PASS against Peak and Average limit line.



UNII-7/8 Straddle Channel

WIFI 802.11be EHT320 Large RU 996*2+484/3 (Band Edge @ 3m)

WIFI Ant. 5+6	Note	Frequency (MHz)	Level (dBμV/m)	Margin (dB)	Limit Line (dBμV/m)	Read Level (dBμV)	Antenna Factor (dB/m)	Path Loss (dB)	Preamp Factor (dB)	Ant Pos (cm)	Table Pos (deg)	Peak Avg. (P/A)	Pol. (H/V)
802.11be EHT320 Large RU	*	6905	84.41	-	-	68.55	36.14	12.15	32.43	386	301	P	H
	*	6905	75.07	-	-	59.21	36.14	12.15	32.43	386	301	A	H
		7155.625	54.69	-33.51	88.2	38.09	36.26	12.86	32.52	386	301	P	H
		7278.75	54.77	-19.23	74	38.02	36.31	13.06	32.62	386	301	P	H
		7130.625	43.8	-24.4	68.2	27.33	36.25	12.72	32.5	386	301	A	H
		7290	43.77	-10.23	54	27.03	36.32	13.06	32.64	386	301	A	H
996*2+484/3 CH 191 6905MHz	*	6905	83.27	-	-	67.41	36.14	12.15	32.43	100	360	P	V
	*	6905	74.29	-	-	58.43	36.14	12.15	32.43	100	360	A	V
		7250	54.98	-19.02	74	38.25	36.3	13.03	32.6	100	360	P	V
		7250	54.98	-19.02	74	38.25	36.3	13.03	32.6	100	360	P	V
		7133.125	43.82	-24.38	68.2	27.37	36.25	12.72	32.52	100	360	A	V
		7251.25	43.76	-10.24	54	27.03	36.3	13.03	32.6	100	360	A	V
Remark	1. No other spurious found. 2. All results are PASS against Peak and Average limit line.												



UNII-7/8 Straddle Channel
WIFI 802.11be EHT320 Large RU 996*3/4 (Band Edge @ 3m)

WIFI Ant. 5+6	Note	Frequency (MHz)	Level (dBμV/m)	Margin (dB)	Limit Line (dBμV/m)	Read Level (dBμV)	Antenna Factor (dB/m)	Path Loss (dB)	Preamp Factor (dB)	Ant Pos (cm)	Table Pos (deg)	Peak Avg. (P/A)	Pol. (H/V)
802.11be EHT320 Large RU 996*3/4 CH 191 6905MHz	*	6905	84.39	-	-	68.53	36.14	12.15	32.43	100	360	P	H
	*	6905	73.91	-	-	58.05	36.14	12.15	32.43	100	360	A	H
		7190.625	54.9	-33.3	88.2	38.18	36.28	13	32.56	100	360	P	H
		7315.625	55.48	-18.52	74	38.73	36.33	13.08	32.66	100	360	P	H
		7201.875	45.22	-22.98	68.2	28.5	36.28	13	32.56	100	360	A	H
		7342.5	45.13	-8.87	54	28.36	36.34	13.11	32.68	100	360	A	H
	*	6905	81.62	-	-	65.76	36.14	12.15	32.43	100	323	P	V
	*	6905	71.83	-	-	55.97	36.14	12.15	32.43	100	323	A	V
		7172.5	54.97	-33.23	88.2	38.38	36.27	12.86	32.54	100	323	P	V
		7302.5	55.44	-18.56	74	38.68	36.32	13.08	32.64	100	323	P	V
		7219.375	45.24	-22.96	68.2	28.53	36.29	13	32.58	100	323	A	V
		7294.375	45.26	-8.74	54	28.52	36.32	13.06	32.64	100	323	A	V
Remark	1. No other spurious found. 2. All results are PASS against Peak and Average limit line.												



UNII-7 - 6525-7125MHz

WIFI 802.11be EHT320 Large RU 996*3+484/5 (Band Edge @ 3m)

WIFI Ant. 5+6	Note	Frequency (MHz)	Level (dBμV/m)	Margin (dB)	Limit Line (dBμV/m)	Read Level (dBμV)	Antenna Factor (dB/m)	Path Loss (dB)	Preamp Factor (dB)	Ant Pos (cm)	Table Pos (deg)	Peak Avg. (P/A)	Pol. (H/V)
802.11be EHT320 Large RU	*	6905	84.71	-	-	68.85	36.14	12.15	32.43	100	355	P	H
	*	6905	75.96	-	-	60.1	36.14	12.15	32.43	100	355	A	H
		7189.375	54.98	-33.22	88.2	38.26	36.28	13	32.56	100	355	P	H
		7260.625	54.91	-19.09	74	38.17	36.3	13.06	32.62	100	355	P	H
		7131.25	44.38	-23.82	68.2	27.91	36.25	12.72	32.5	100	355	A	H
		7253.125	44.33	-9.67	54	27.6	36.3	13.03	32.6	100	355	A	H
996*3+484/5 CH 191 6905MHz	*	6905	84.32	-	-	68.46	36.14	12.15	32.43	391	313	P	V
	*	6905	75.85	-	-	59.99	36.14	12.15	32.43	391	313	A	V
		7137.5	55.74	-32.46	88.2	39.28	36.26	12.72	32.52	391	313	P	V
		7280	55.33	-18.67	74	38.58	36.31	13.06	32.62	391	313	P	V
		7131.875	44.4	-23.8	68.2	27.93	36.25	12.72	32.5	391	313	A	V
		7254.375	44.3	-9.7	54	27.57	36.3	13.03	32.6	391	313	A	V
Remark	1. No other spurious found. 2. All results are PASS against Peak and Average limit line.												



U-NII 8 - 6875-7125MHzMHz

WIFI 802.11a (Band Edge @ 3m)

WIFI	Note	Frequency	Level	Margin	Limit	Read	Antenna	Path	Preamp	Ant	Table	Peak	Pol.
Ant.					Line	Level	Factor	Loss	Factor	Pos	Pos	Avg.	
5+6		(MHz)	(dBμV/m)	(dB)	(dBμV/m)	(dBμV)	(dB/m)	(dB)	(dB)	(cm)	(deg)	(P/A)	(H/V)
802.11a CH 229 7095MHz	*	7095	95.22	-	-	78.87	36.24	12.59	32.48	183	11	P	H
	*	7095	88.75	-	-	72.4	36.24	12.59	32.48	183	11	A	H
		7204.93	54.74	-33.46	88.2	38.02	36.28	13	32.56	183	11	P	H
		7348.22	54.4	-19.6	74	37.63	36.34	13.11	32.68	183	11	P	H
		7130.055	44.35	-23.85	68.2	27.88	36.25	12.72	32.5	183	11	A	H
		7313.73	44.28	-9.72	54	27.53	36.33	13.08	32.66	183	11	A	H
	*	7095	92.94	-	-	76.59	36.24	12.59	32.48	250	308	P	V
	*	7095	85.55	-	-	69.2	36.24	12.59	32.48	250	308	A	V
		7211.16	55.67	-32.53	88.2	38.97	36.28	13	32.58	250	308	P	V
		7286.365	55.13	-18.87	74	38.4	36.31	13.06	32.64	250	308	P	V
		7133.31	44.32	-23.88	68.2	27.87	36.25	12.72	32.52	250	308	A	V
		7253.745	44.25	-9.75	54	27.52	36.3	13.03	32.6	250	308	A	V
802.11a CH 233 7115MHz	*	7115	92.88	-	-	76.41	36.25	12.72	32.5	157	355	P	H
	*	7115	85.64	-	-	69.17	36.25	12.72	32.5	157	355	A	H
		7125	78.35	-9.85	88.2	61.88	36.25	12.72	32.5	157	355	P	H
		7326.86	54.45	-19.55	74	37.7	36.33	13.08	32.66	157	355	P	H
		7125	66.01	-2.19	68.2	49.54	36.25	12.72	32.5	157	355	A	H
		7253.745	43.85	-10.15	54	27.12	36.3	13.03	32.6	157	355	A	H
	*	7115	89.43	-	-	72.96	36.25	12.72	32.5	100	326	P	V
	*	7115	82.97	-	-	66.5	36.25	12.72	32.5	100	326	A	V
		7125	74.02	-14.18	88.2	57.55	36.25	12.72	32.5	100	326	P	V
		7334.425	55.01	-18.99	74	38.26	36.33	13.08	32.66	100	326	P	V
		7125	61.85	-6.35	68.2	45.38	36.25	12.72	32.5	100	326	A	V
	7312.8	43.85	-10.15	54	27.1	36.33	13.08	32.66	100	326	A	V	
Remark	1. No other spurious found. 2. All results are PASS against Peak and Average limit line.												



U-NII 8 6875~7125MHz

WIFI 802.11a (Harmonic @ 3m)

WIFI Ant. 5+6	Note	Frequency (MHz)	Level (dBμV/m)	Margin (dB)	Limit Line (dBμV/m)	Read Level (dBμV)	Antenna Factor (dB/m)	Path Loss (dB)	Preamp Factor (dB)	Ant Pos (cm)	Table Pos (deg)	Peak Avg. (P/A)	Pol. (H/V)
802.11a CH 189		13790	49.33	-38.87	88.2	43.23	40.77	16.07	50.74	-	-	P	H
6895MHz		13790	49.53	-38.67	88.2	43.43	40.77	16.07	50.74	-	-	P	V
802.11a CH 209		13990	49.04	-39.16	88.2	42.55	40.89	16.3	50.7	-	-	P	H
6995MHz		13990	49.7	-38.5	88.2	43.21	40.89	16.3	50.7	-	-	P	V
802.11a CH 229		14190	49.47	-38.73	88.2	42.88	41.01	16.32	50.74	-	-	P	H
7095MHz		14190	49.29	-38.91	88.2	42.7	41.01	16.32	50.74	-	-	P	V
802.11a CH 233		14230	49.43	-38.77	88.2	42.8	41.04	16.33	50.74	-	-	P	H
7115MHz		14230	49.06	-39.14	88.2	42.43	41.04	16.33	50.74	-	-	P	V
Remark	1. No other spurious found. 2. All results are PASS against Peak and Average limit line.												



U-NII 8 - 6875-7125MHzMHz

WIFI 802.11be EHT20 Full (Band Edge @ 3m)

WIFI Ant. 5+6	Note	Frequency (MHz)	Level (dBμV/m)	Margin (dB)	Limit Line (dBμV/m)	Read Level (dBμV)	Antenna Factor (dB/m)	Path Loss (dB)	Preamp Factor (dB)	Ant Pos (cm)	Table Pos (deg)	Peak Avg. (P/A)	Pol. (H/V)
802.11be EHT20 Full CH 229 7095MHz	*	7095	91.6	-	-	75.25	36.24	12.59	32.48	103	25	P	H
	*	7095	84.33	-	-	67.98	36.24	12.59	32.48	103	25	A	H
		7181.345	55.95	-32.25	88.2	39.36	36.27	12.86	32.54	103	25	P	H
		7338.43	55.69	-18.31	74	38.92	36.34	13.11	32.68	103	25	P	H
		7131.915	44.26	-23.94	68.2	27.79	36.25	12.72	32.5	103	25	A	H
		7310.94	44.2	-9.8	54	27.44	36.32	13.08	32.64	103	25	A	H
	*	7095	95.67	-	-	79.32	36.24	12.59	32.48	377	261	P	V
	*	7095	86.43	-	-	70.08	36.24	12.59	32.48	377	261	A	V
		7245.425	54.25	-33.95	88.2	37.52	36.3	13.03	32.6	377	261	P	V
		7263.225	54.74	-19.26	74	37.99	36.31	13.06	32.62	377	261	P	V
802.11be EHT20 Full CH 233 7115MHz	*	7115	87.56	-	-	71.09	36.25	12.72	32.5	132	352	P	H
	*	7115	78.25	-	-	61.78	36.25	12.72	32.5	132	352	A	H
		7125	75.01	-13.19	88.2	58.54	36.25	12.72	32.5	132	352	P	H
		7273.46	54.94	-19.06	74	38.19	36.31	13.06	32.62	132	352	P	H
		7125	65.86	-2.34	68.2	49.39	36.25	12.72	32.5	132	352	A	H
		7258.86	44.32	-9.68	54	27.59	36.3	13.03	32.6	132	352	A	H
	*	7115	82.91	-	-	66.44	36.25	12.72	32.5	100	306	P	V
	*	7115	74.78	-	-	58.31	36.25	12.72	32.5	100	306	A	V
		7125	72.51	-15.69	88.2	56.04	36.25	12.72	32.5	100	306	P	V
		7304.61	54.68	-19.32	74	37.92	36.32	13.08	32.64	100	306	P	V
	7125	64.7	-3.5	68.2	48.23	36.25	12.72	32.5	100	306	A	V	
	7258.86	44.34	-9.66	54	27.61	36.3	13.03	32.6	100	306	A	V	
Remark	1. No other spurious found. 2. All results are PASS against Peak and Average limit line.												



U-NII 8 6875~7125MHz
WIFI 802.11be EHT20 Full (Harmonic @ 3m)

Table with 14 columns: WIFI Ant. 5+6, Note, Frequency (MHz), Level (dBµV/m), Margin (dB), Limit Line (dBµV/m), Read Level (dBµV), Antenna Factor (dB/m), Path Loss (dB), Preamp Factor (dB), Ant Pos (cm), Table Pos (deg), Peak Avg. (P/A), Pol. (H/V). Rows include channels 189, 209, 229, and 233.



U-NII 8 6875~7125MHz
WIFI 802.11be EHT20 Single RU (Band Edge @ 3m)

WIFI Ant. 5+6	Note	Frequency (MHz)	Level (dBμV/m)	Margin (dB)	Limit Line (dBμV/m)	Read Level (dBμV)	Antenna Factor (dB/m)	Path Loss (dB)	Preamp Factor (dB)	Ant Pos (cm)	Table Pos (deg)	Peak Avg. (P/A)	Pol. (H/V)	
802.11be EHT20 Partial 106/54 CH 229 7095MHz	*	7095	97.74	-	-	81.65	35.98	12.59	32.48	114	360	P	H	
	*	7095	88.41	-	-	72.32	35.98	12.59	32.48	114	360	A	H	
		7153.755	54.12	-34.08	88.2	37.76	36.02	12.86	32.52	114	360	P	H	
		7262.335	54.8	-19.2	74	38.25	36.11	13.06	32.62	114	360	P	H	
		7126.8	43.66	-24.54	68.2	27.44	36	12.72	32.5	114	360	A	H	
		7283.97	43.91	-10.09	54	27.34	36.13	13.06	32.62	114	360	A	H	
	*	7095	93.38	-	-	77.29	35.98	12.59	32.48	187	328	P	V	
	*	7095	85.86	-	-	69.77	35.98	12.59	32.48	187	328	A	V	
		7126.61	54.52	-33.68	88.2	38.3	36	12.72	32.5	187	328	P	V	
		7311.285	54.54	-19.46	74	37.97	36.15	13.08	32.66	187	328	P	V	
		7225.38	43.68	-24.52	68.2	27.15	36.08	13.03	32.58	187	328	A	V	
		7253.745	43.67	-10.33	54	27.14	36.1	13.03	32.6	187	328	A	V	
	802.11be EHT20 Partial 26/8 CH 233 7115MHz	*	7115	82.46	-	-	66.25	35.99	12.72	32.5	100	355	P	H
		*	7115	74.5	-	-	58.29	35.99	12.72	32.5	100	355	A	H
		7125	71.54	-16.66	88.2	55.32	36	12.72	32.5	100	355	P	H	
		7313.065	54.63	-19.37	74	38.06	36.15	13.08	32.66	100	355	P	H	
		7125	62.37	-5.83	68.2	46.15	36	12.72	32.5	100	355	A	H	
		7310.475	43.67	-10.33	54	27.08	36.15	13.08	32.64	100	355	A	H	
*		7115	80.02	-	-	63.81	35.99	12.72	32.5	100	277	P	V	
*		7115	73.22	-	-	57.01	35.99	12.72	32.5	100	277	A	V	
		7125	71.29	-16.91	88.2	55.07	36	12.72	32.5	100	277	P	V	
		7335.315	54.85	-19.15	74	38.26	36.17	13.08	32.66	100	277	P	V	
	7125	62.23	-5.97	68.2	46.01	36	12.72	32.5	100	277	A	V		
	7255.605	43.66	-10.34	54	27.13	36.1	13.03	32.6	100	277	A	V		
Remark	1. No other spurious found. 2. All results are PASS against Peak and Average limit line.													



U-NII 8 6875~7125MHz
WIFI 802.11be EHT20 Small RU (Band Edge @ 3m)

Table with 14 columns: WIFI Ant. 5+6, Note, Frequency (MHz), Level (dBµV/m), Margin (dB), Limit Line (dBµV/m), Read Level (dBµV), Antenna Factor (dB/m), Path Loss (dB), Preamp Factor (dB), Ant Pos (cm), Table Pos (deg), Peak Avg. (P/A), Pol. (H/V). Rows include test results for 802.11be EHT20 SmallRU 106+26/1 CH 229 7095MHz and 802.11be EHT20 SmallRU 52+26/3 CH 233 7115MHz.

Remark

- 1. No other spurious found.
2. All results are PASS against Peak and Average limit line.



**U-NII 8 6875~7125MHz
WIFI 802.11be EHT40 Full (Band Edge @ 3m)**

WIFI Ant. 5+6	Note	Frequency (MHz)	Level (dBμV/m)	Margin (dB)	Limit Line (dBμV/m)	Read Level (dBμV)	Antenna Factor (dB/m)	Path Loss (dB)	Preamp Factor (dB)	Ant Pos (cm)	Table Pos (deg)	Peak Avg. (P/A)	Pol. (H/V)
802.11be EHT40 Full CH 227 7085MHz	*	7085	96.1	-	-	79.76	36.23	12.59	32.48	157	359	P	H
	*	7085	88.31	-	-	71.97	36.23	12.59	32.48	157	359	A	H
		7206.265	55.24	-32.96	88.2	38.52	36.28	13	32.56	157	359	P	H
		7267.23	54.54	-19.46	74	37.79	36.31	13.06	32.62	157	359	P	H
		7131.45	44.49	-23.71	68.2	28.02	36.25	12.72	32.5	157	359	A	H
		7313.265	44.22	-9.78	54	27.47	36.33	13.08	32.66	157	359	A	H
	*	7085	95.25	-	-	78.91	36.23	12.59	32.48	264	308	P	V
	*	7085	85.7	-	-	69.36	36.23	12.59	32.48	264	308	A	V
		7195.585	55.66	-32.54	88.2	38.94	36.28	13	32.56	264	308	P	V
		7254.77	54.43	-19.57	74	37.7	36.3	13.03	32.6	264	308	P	V
	7134.705	44.37	-23.83	68.2	27.92	36.25	12.72	32.52	264	308	A	V	
	7253.745	44.2	-9.8	54	27.47	36.3	13.03	32.6	264	308	A	V	
Remark	1. No other spurious found. 2. All results are PASS against Peak and Average limit line.												



U-NII 8 6875~7125MHz
WIFI 802.11be EHT40 Full (Harmonic @ 3m)

Table with 14 columns: WIFI Ant. 5+6, Note, Frequency (MHz), Level (dBµV/m), Margin (dB), Limit Line (dBµV/m), Read Level (dBµV), Antenna Factor (dB/m), Path Loss (dB), Preamp Factor (dB), Ant Pos (cm), Table Pos (deg), Peak Avg. (P/A), Pol. (H/V). Rows include test results for channels 195, 203, and 227.



U-NII 8 6875~7125MHz

WIFI 802.11be EHT80 Full (Band Edge @ 3m)

WIFI Ant. 5+6	Note	Frequency (MHz)	Level (dBμV/m)	Margin (dB)	Limit Line (dBμV/m)	Read Level (dBμV)	Antenna Factor (dB/m)	Path Loss (dB)	Preamp Factor (dB)	Ant Pos (cm)	Table Pos (deg)	Peak Avg. (P/A)	Pol. (H/V)
802.11be EHT80 Full CH 215 7025MHz	*	7025	99.24	-	-	83.14	36.21	12.31	32.42	162	357	P	H
	*	7025	89.04	-	-	72.94	36.21	12.31	32.42	162	357	A	H
		7175.56	55.63	-32.57	88.2	39.04	36.27	12.86	32.54	162	357	P	H
		7259.665	55.89	-18.11	74	39.13	36.3	13.06	32.6	162	357	P	H
		7130.055	44.66	-23.54	68.2	28.19	36.25	12.72	32.5	162	357	A	H
		7253.745	44.51	-9.49	54	27.78	36.3	13.03	32.6	162	357	A	H
	*	7025	96.38	-	-	80.28	36.21	12.31	32.42	291	297	P	V
	*	7025	86.47	-	-	70.37	36.21	12.31	32.42	291	297	A	V
		7243.645	54.7	-33.5	88.2	37.97	36.3	13.03	32.6	291	297	P	V
		7266.34	55.93	-18.07	74	39.18	36.31	13.06	32.62	291	297	P	V
	7129.59	44.56	-23.64	68.2	28.09	36.25	12.72	32.5	291	297	A	V	
	7250.025	44.39	-9.61	54	27.66	36.3	13.03	32.6	291	297	A	V	
Remark	1. No other spurious found. 2. All results are PASS against Peak and Average limit line.												



U-NII 8 6875~7125MHz
WIFI 802.11be EHT80 Full (Harmonic @ 3m)

Table with 14 columns: WIFI Ant. 5+6, Note, Frequency (MHz), Level (dBµV/m), Margin (dB), Limit Line (dBµV/m), Read Level (dBµV), Antenna Factor (dB/m), Path Loss (dB), Preamp Factor (dB), Ant Pos (cm), Table Pos (deg), Peak Avg. (P/A), Pol. (H/V). Rows include 802.11be EHT80 Full CH 199 6945MHz and CH 215 7025MHz.

Remark

- 1. No other spurious found.
2. All results are PASS against Peak and Average limit line.



U-NII 8 6875~7125MHz

WIFI 802.11be EHT80 Puncturing 20M_2 (Band Edge @ 3m)

WIFI Ant. 5+6	Note	Frequency (MHz)	Level (dBμV/m)	Margin (dB)	Limit Line (dBμV/m)	Read Level (dBμV)	Antenna Factor (dB/m)	Path Loss (dB)	Preamp Factor (dB)	Ant Pos (cm)	Table Pos (deg)	Peak Avg. (P/A)	Pol. (H/V)
802.11be EHT80 Puncturing 20M_2 CH 215 7025MHz	*	7025	88.51	-	-	72.41	36.21	12.31	32.42	100	2	P	H
	*	7025	79.3	-	-	63.2	36.21	12.31	32.42	100	2	A	H
		7132.395	55.35	-32.85	88.2	38.88	36.25	12.72	32.5	100	2	P	H
		7290.815	55.21	-18.79	74	38.47	36.32	13.06	32.64	100	2	P	H
		7128.195	43.86	-24.34	68.2	27.39	36.25	12.72	32.5	100	2	A	H
		7314.195	43.8	-10.2	54	27.05	36.33	13.08	32.66	100	2	A	H
	*	7025	89.55	-	-	73.45	36.21	12.31	32.42	390	286	P	V
	*	7025	79.82	-	-	63.72	36.21	12.31	32.42	390	286	A	V
		7133.285	54.16	-34.04	88.2	37.71	36.25	12.72	32.52	390	286	P	V
		7346.885	55.24	-18.76	74	38.47	36.34	13.11	32.68	390	286	P	V
	7130.985	43.88	-24.32	68.2	27.41	36.25	12.72	32.5	390	286	A	V	
	7255.14	43.83	-10.17	54	27.1	36.3	13.03	32.6	390	286	A	V	
Remark	1. No other spurious found. 2. All results are PASS against Peak and Average limit line.												



U-NII 8 6875~7125MHz

WIFI 802.11be EHT80 Large RU 484+242/2 (Band Edge @ 3m)

WIFI Ant. 5+6	Note	Frequency (MHz)	Level (dBμV/m)	Margin (dB)	Limit Line (dBμV/m)	Read Level (dBμV)	Antenna Factor (dB/m)	Path Loss (dB)	Preamp Factor (dB)	Ant Pos (cm)	Table Pos (deg)	Peak Avg. (P/A)	Pol. (H/V)
802.11be EHT80 Large RU 484+242/2 CH 215 7025MHz	*	7025	90.38	-	-	74.28	36.21	12.31	32.42	104	360	P	H
	*	7025	81.08	-	-	64.98	36.21	12.31	32.42	104	360	A	H
		7164.88	54.9	-33.3	88.2	38.31	36.27	12.86	32.54	104	360	P	H
		7328.195	54.66	-19.34	74	37.91	36.33	13.08	32.66	104	360	P	H
		7131.45	43.83	-24.37	68.2	27.36	36.25	12.72	32.5	104	360	A	H
		7308.615	43.78	-10.22	54	27.02	36.32	13.08	32.64	104	360	A	H
	*	7025	90.41	-	-	74.31	36.21	12.31	32.42	386	318	P	V
	*	7025	81.29	-	-	65.19	36.21	12.31	32.42	386	318	A	V
		7142.185	55.68	-32.52	88.2	39.22	36.26	12.72	32.52	386	318	P	V
		7291.705	54.72	-19.28	74	37.98	36.32	13.06	32.64	386	318	P	V
	7134.705	43.82	-24.38	68.2	27.37	36.25	12.72	32.52	386	318	A	V	
	7257	43.79	-10.21	54	27.06	36.3	13.03	32.6	386	318	A	V	
Remark	1. No other spurious found. 2. All results are PASS against Peak and Average limit line.												



U-NII 8 6875~7125MHz
WIFI 802.11be EHT160 Full (Band Edge @ 3m)

Table with 14 columns: WIFI Ant. 5+6, Note, Frequency (MHz), Level (dBµV/m), Margin (dB), Limit Line (dBµV/m), Read Level (dBµV), Antenna Factor (dB/m), Path Loss (dB), Preamp Factor (dB), Ant Pos (cm), Table Pos (deg), Peak Avg. (P/A), Pol. (H/V). Rows include test results for 802.11be EHT160 Full CH 207 6985MHz and a Remark section.



U-NII 8 6875~7125MHz

WIFI 802.11be EHT160 Full (Harmonic @ 3m)

WIFI Ant. 5+6	Note	Frequency (MHz)	Level (dBμV/m)	Margin (dB)	Limit Line (dBμV/m)	Read Level (dBμV)	Antenna Factor (dB/m)	Path Loss (dB)	Preamp Factor (dB)	Ant Pos (cm)	Table Pos (deg)	Peak Avg. (P/A)	Pol. (H/V)
802.11be EHT160 Full CH 207 6985MHz		13970	49.36	-38.84	88.2	42.89	40.88	16.3	50.71	-	-	P	H
		13970	49.84	-38.36	88.2	43.37	40.88	16.3	50.71	-	-	P	V
Remark 1. No other spurious found. 2. All results are PASS against Peak and Average limit line.													

U-NII 8 6875~7125MHz

WIFI 802.11be EHT160 Puncturing 40M_2 (Band Edge @ 3m)

WIFI Ant. 5+6	Note	Frequency (MHz)	Level (dBμV/m)	Margin (dB)	Limit Line (dBμV/m)	Read Level (dBμV)	Antenna Factor (dB/m)	Path Loss (dB)	Preamp Factor (dB)	Ant Pos (cm)	Table Pos (deg)	Peak Avg. (P/A)	Pol. (H/V)
802.11be EHT160 Puncturing 40M_2 CH 207 6985MHz	*	6985	85.38	-	-	69.33	36.19	12.26	32.4	105	3	P	H
	*	6985	76.83	-	-	60.78	36.19	12.26	32.4	105	3	A	H
		7239.64	55.94	-32.26	88.2	39.21	36.3	13.03	32.6	105	3	P	H
		7302.385	54.32	-19.68	74	37.56	36.32	13.08	32.64	105	3	P	H
		7126.335	43.88	-24.32	68.2	27.41	36.25	12.72	32.5	105	3	A	H
		7253.28	43.79	-10.21	54	27.06	36.3	13.03	32.6	105	3	A	H
	*	6985	87.09	-	-	71.04	36.19	12.26	32.4	390	287	P	V
	*	6985	77.83	-	-	61.78	36.19	12.26	32.4	390	287	A	V
		7221.395	54.61	-33.59	88.2	37.87	36.29	13.03	32.58	390	287	P	V
		7304.61	54.52	-19.48	74	37.76	36.32	13.08	32.64	390	287	P	V
		7129.59	43.87	-24.33	68.2	27.4	36.25	12.72	32.5	390	287	A	V
	7252.815	43.84	-10.16	54	27.11	36.3	13.03	32.6	390	287	A	V	
Remark 1. No other spurious found. 2. All results are PASS against Peak and Average limit line.													



U-NII 8 6875~7125MHz

WIFI 802.11be EHT160 Puncturing 20M_2 (Band Edge @ 3m)

WIFI Ant. 5+6	Note	Frequency (MHz)	Level (dBμV/m)	Margin (dB)	Limit Line (dBμV/m)	Read Level (dBμV)	Antenna Factor (dB/m)	Path Loss (dB)	Preamp Factor (dB)	Ant Pos (cm)	Table Pos (deg)	Peak Avg. (P/A)	Pol. (H/V)
802.11be EHT160 Puncturing 20M_2 CH 207 6985MHz	*	6985	85.46	-	-	69.41	36.19	12.26	32.4	100	360	P	H
	*	6985	76.34	-	-	60.29	36.19	12.26	32.4	100	360	A	H
		7236.08	54.76	-33.44	88.2	38.04	36.29	13.03	32.6	100	360	P	H
		7321.965	54.46	-19.54	74	37.71	36.33	13.08	32.66	100	360	P	H
		7131.45	43.86	-24.34	68.2	27.39	36.25	12.72	32.5	100	360	A	H
		7257	43.79	-10.21	54	27.06	36.3	13.03	32.6	100	360	A	H
	*	6985	87.07	-	-	71.02	36.19	12.26	32.4	391	277	P	V
	*	6985	77.25	-	-	61.2	36.19	12.26	32.4	391	277	A	V
		7142.185	54.64	-33.56	88.2	38.18	36.26	12.72	32.52	391	277	P	V
		7251.655	54.58	-19.42	74	37.85	36.3	13.03	32.6	391	277	P	V
	7128.66	43.85	-24.35	68.2	27.38	36.25	12.72	32.5	391	277	A	V	
	7310.94	44.08	-9.92	54	27.32	36.32	13.08	32.64	391	277	A	V	
Remark	1. No other spurious found. 2. All results are PASS against Peak and Average limit line.												



U-NII 8 6875~7125MHz

WIFI 802.11be EHT160 Large RU 996+484/3 (Band Edge @ 3m)

WIFI Ant. 5+6	Note	Frequency (MHz)	Level (dBμV/m)	Margin (dB)	Limit Line (dBμV/m)	Read Level (dBμV)	Antenna Factor (dB/m)	Path Loss (dB)	Preamp Factor (dB)	Ant Pos (cm)	Table Pos (deg)	Peak Avg. (P/A)	Pol. (H/V)
802.11be EHT160 Large RU 996+484/3 CH 207 6985MHz	*	6985	86.62	-	-	70.57	36.19	12.26	32.4	100	360	P	H
	*	6985	77.54	-	-	61.49	36.19	12.26	32.4	100	360	A	H
		7170.665	55.42	-32.78	88.2	38.83	36.27	12.86	32.54	100	360	P	H
		7290.815	54.9	-19.1	74	38.16	36.32	13.06	32.64	100	360	P	H
		7136.1	43.82	-24.38	68.2	27.37	36.25	12.72	32.52	100	360	A	H
		7310.94	43.76	-10.24	54	27	36.32	13.08	32.64	100	360	A	H
	*	6985	84.35	-	-	68.3	36.19	12.26	32.4	104	329	P	V
	*	6985	75.24	-	-	59.19	36.19	12.26	32.4	104	329	A	V
		7186.685	55.58	-32.62	88.2	38.87	36.27	13	32.56	104	329	P	V
		7313.51	54.56	-19.44	74	37.81	36.33	13.08	32.66	104	329	P	V
	7131.45	43.82	-24.38	68.2	27.35	36.25	12.72	32.5	104	329	A	V	
	7313.73	43.8	-10.2	54	27.05	36.33	13.08	32.66	104	329	A	V	
Remark	1. No other spurious found. 2. All results are PASS against Peak and Average limit line.												



U-NII 8 - 6875-7125MHzMHz

Emission below 1GHz

WIFI 802.11a (LF @ 3m)

WIFI Ant.	Note	Frequency	Level	Margin	Limit Line	Read Level	Antenna Factor	Path Loss	Preamp Factor	Ant Pos	Table Pos	Peak Avg.	Pol.
5+6		(MHz)	(dBμV/m)	(dB)	(dBμV/m)	(dBμV)	(dB/m)	(dB)	(dB)	(cm)	(deg)	(P/A)	(H/V)
802.11a LF		53.28	23.13	-16.87	40	40.56	13.7	0.73	31.86	-	-	P	H
		90.14	30.74	-12.76	43.5	46.31	14.89	0.95	31.41	-	-	P	H
		134.76	26.58	-16.92	43.5	39.48	17.43	1.19	31.52	-	-	P	H
		183.26	26.39	-17.11	43.5	40.58	15.76	1.38	31.33	-	-	P	H
		249.22	26.27	-19.73	46	37.22	18.6	1.65	31.2	-	-	P	H
		892.33	31.58	-14.42	46	30.26	29.26	3.14	31.08	-	-	P	H
		53.28	29.51	-10.49	40	46.94	13.7	0.73	31.86	-	-	P	V
		88.2	26.12	-17.38	43.5	42.04	14.65	0.94	31.51	-	-	P	V
		169.68	23.14	-20.36	43.5	36.88	16.29	1.33	31.36	-	-	P	V
		501.42	25.32	-20.68	46	29.55	24.24	2.33	30.8	-	-	P	V
		607.15	29.23	-16.77	46	31.25	26.4	2.57	30.99	-	-	P	V
		967.02	33.37	-20.63	54	30.01	30.8	3.26	30.7	-	-	P	V

Remark

1. No other spurious found.
2. All results are PASS against limit line.



Co-location mode (TX): WIFI 6E 11a CH233 + WIFI 2.4G 11be EHT40 CH03 + Part96 Band48

UNII-8 6875-7125MHz (Band Edge @ 3m)

WIFI Ant. 5+6	Note	Frequency (MHz)	Level (dBμV/m)	Margin (dB)	Limit Line (dBμV/m)	Read Level (dBμV)	Antenna Factor (dB/m)	Cable Loss (dB)	Preamp Factor (dB)	Ant Pos (cm)	Table Pos (deg)	Peak Avg. (P/A)	Pol. (H/V)
WIFI 6E 11a CH233 + WIFI 2.4G 11be EHT40 CH03 + Part96 Band48	*	7115	90.43	-	-	73.96	36.25	12.72	32.5	174	356	P	H
	*	7115	83.95	-	-	67.48	36.25	12.72	32.5	174	356	A	H
		7125	77	-11.2	88.2	60.53	36.25	12.72	32.5	174	356	P	H
		7333.535	54.98	-19.02	74	38.23	36.33	13.08	32.66	174	356	P	H
		7125	64.42	-3.78	68.2	47.95	36.25	12.72	32.5	174	356	A	H
		7252.35	43.91	-10.09	54	27.18	36.3	13.03	32.6	174	356	A	H
	*	7115	87.96	-	-	71.49	36.25	12.72	32.5	106	320	P	V
	*	7115	81.18	-	-	64.71	36.25	12.72	32.5	106	320	A	V
		7125	73.53	-14.67	88.2	57.06	36.25	12.72	32.5	106	320	P	V
		7281.915	55.78	-18.22	74	39.03	36.31	13.06	32.62	106	320	P	V
	7125	61.42	-6.78	68.2	44.95	36.25	12.72	32.5	106	320	A	V	
	7251.42	44.41	-9.59	54	27.68	36.3	13.03	32.6	106	320	A	V	
Remark	1. No other spurious found. 2. All results are PASS against Peak and Average limit line.												



2.4G 2400-2483.5MHz (Band Edge @ 3m)

WIFI Ant. 5+6	Note	Frequency (MHz)	Level (dBμV/m)	Margin (dB)	Limit Line (dBμV/m)	Read Level (dBμV)	Antenna Factor (dB/m)	Cable Loss (dB)	Preamp Factor (dB)	Ant Pos (cm)	Table Pos (deg)	Peak Avg. (P/A)	Pol. (H/V)
WIFI 6E 11a CH233 + WIFI 2.4G 11be EHT40 CH03 + Part96 Band48		2389.52	68.29	-5.71	74	60.3	32.26	7.8	32.07	106	320	P	H
		2389.94	51.74	-2.26	54	43.76	32.26	7.8	32.08	106	320	A	H
	*	2422	104.49	-	-	96.44	32.33	7.8	32.08	106	320	P	H
	*	2422	94	-	-	85.95	32.33	7.8	32.08	106	320	A	H
		2484.46	61.61	-12.39	74	53.35	32.47	7.88	32.09	106	320	P	H
		2484.46	48.61	-5.39	54	40.35	32.47	7.88	32.09	106	320	A	H
		2389.24	68.58	-5.42	74	60.59	32.26	7.8	32.07	171	124	P	V
		2389.94	51.83	-2.17	54	43.85	32.26	7.8	32.08	171	124	A	V
	*	2422	104.88	-	-	96.83	32.33	7.8	32.08	171	124	P	V
	*	2422	95.23	-	-	87.18	32.33	7.8	32.08	171	124	A	V
		2483.69	65.22	-8.78	74	56.97	32.46	7.88	32.09	171	124	P	V
		2483.58	51.25	-2.75	54	43	32.46	7.88	32.09	171	124	A	V
	Remark	1. No other spurious found. 2. All results are PASS against Peak and Average limit line.											



UNII-8 6875-7125MHz (Harmonic @ 3m)

WIFI Ant. 5+6	Note	Frequency (MHz)	Level (dBμV/m)	Margin (dB)	Limit Line (dBμV/m)	Read Level (dBμV)	Antenna Factor (dB/m)	Cable Loss (dB)	Preamp Factor (dB)	Ant Pos (cm)	Table Pos (deg)	Peak Avg. (P/A)	Pol. (H/V)
WIFI 6E 11a CH233 + WIFI 2.4G 11be EHT40 CH03 + Part96 Band48		4844	48.75	-25.25	74	34.6	34.84	11.09	31.78	-	-	P	H
		7266	49.99	-24.01	74	51.78	36.31	13.06	51.16	-	-	P	H
		14230	50.23	-37.97	88.2	43.6	41.04	16.33	50.74	-	-	P	H
		4844	49.47	-24.53	74	35.32	34.84	11.09	31.78	-	-	P	V
		7266	49.29	-24.71	74	51.08	36.31	13.06	51.16	-	-	P	V
		14230	49.52	-38.68	88.2	42.89	41.04	16.33	50.74	-	-	P	V
Remark	1. No other spurious found. 2. All results are PASS against Peak and Average limit line.												



Co-location mode (TX): WIFI 6E 11a CH233 + BLE(2M) CH39 + WIFI 2.4G 11be EHT40 CH03 + Part96 Band48

UNII-8 6875-7125MHz (Band Edge @ 3m)

WIFI Ant. 5+6	Note	Frequency (MHz)	Level (dBμV/m)	Margin (dB)	Limit Line (dBμV/m)	Read Level (dBμV)	Antenna Factor (dB/m)	Cable Loss (dB)	Preamp Factor (dB)	Ant Pos (cm)	Table Pos (deg)	Peak Avg. (P/A)	Pol. (H/V)
WIFI 6E 11a CH233 + BLE(2M) CH39 + WIFI 2.4G 11be EHT40 CH03 + Part96 Band48	*	7115	90.09	-	-	73.62	36.25	12.72	32.5	171	358	P	H
	*	7115	83.17	-	-	66.7	36.25	12.72	32.5	171	358	A	H
		7125	76.45	-11.75	88.2	59.98	36.25	12.72	32.5	171	358	P	H
		7256.105	54.84	-19.16	74	38.11	36.3	13.03	32.6	171	358	P	H
		7125	63.98	-4.22	68.2	47.51	36.25	12.72	32.5	171	358	A	H
		7255.605	43.97	-10.03	54	27.24	36.3	13.03	32.6	171	358	A	H
	*	7115	88.67	-	-	72.2	36.25	12.72	32.5	110	325	P	V
	*	7115	81.44	-	-	64.97	36.25	12.72	32.5	110	325	A	V
		7125	72.85	-15.35	88.2	56.38	36.25	12.72	32.5	110	325	P	V
		7295.265	55.27	-18.73	74	38.53	36.32	13.06	32.64	110	325	P	V
		7125	60.96	-7.24	68.2	44.49	36.25	12.72	32.5	110	325	A	V
		7251.42	43.88	-10.12	54	27.15	36.3	13.03	32.6	110	325	A	V
Remark	1. No other spurious found. 2. All results are PASS against Peak and Average limit line.												



2.4G 2400-2483.5MHz (Band Edge @ 3m)

WIFI Ant. 6	Note	Frequency (MHz)	Level (dBμV/m)	Margin (dB)	Limit Line (dBμV/m)	Read Level (dBμV)	Antenna Factor (dB/m)	Cable Loss (dB)	Preamp Factor (dB)	Ant Pos (cm)	Table Pos (deg)	Peak Avg. (P/A)	Pol. (H/V)
WIFI 6E 11a CH233 + BLE(2M) CH39 + WIFI 2.4G 11be EHT40 CH03 + Part96 Band48		2389.94	64.56	-9.44	74	56.58	32.26	7.8	32.08	100	317	P	H
		2389.94	51.9	-2.1	54	43.92	32.26	7.8	32.08	100	317	A	H
	*	2422	99.21	-	-	91.16	32.33	7.8	32.08	100	317	P	H
	*	2422	89.68	-	-	81.63	32.33	7.8	32.08	100	317	A	H
		2483.55	60.21	-13.79	74	51.96	32.46	7.88	32.09	100	317	P	H
		2483.58	46.9	-7.1	54	38.65	32.46	7.88	32.09	100	317	A	H
		2389.66	64.33	-9.67	74	56.34	32.26	7.8	32.07	110	14	P	V
		2389.94	51.5	-2.5	54	43.52	32.26	7.8	32.08	110	14	A	V
	*	2422	98.28	-	-	90.23	32.33	7.8	32.08	110	14	P	V
	*	2422	89.3	-	-	81.25	32.33	7.8	32.08	110	14	A	V
		2483.55	56.84	-17.16	74	48.59	32.46	7.88	32.09	110	14	P	V
		2483.58	45.04	-8.96	54	36.79	32.46	7.88	32.09	110	14	A	V
Remark	1. No other spurious found. 2. All results are PASS against Peak and Average limit line.												



BLE 2400-2483.5MHz (Band Edge @ 3m)

BLE Ant. 5	Note	Frequency (MHz)	Level (dBμV/m)	Margin (dB)	Limit Line (dBμV/m)	Read Level (dBμV)	Antenna Factor (dB/m)	Cable Loss (dB)	Preamp Factor (dB)	Ant Pos (cm)	Table Pos (deg)	Peak Avg. (P/A)	Pol. (H/V)
WIFI 6E 11a	*	2480	103.74	-	-	95.49	32.46	7.88	32.09	111	26	P	H
CH233 + BLE(2M)	*	2480	102.64	-	-	94.39	32.46	7.88	32.09	111	26	A	H
CH39 + WIFI		2483.56	63.14	-10.86	74	54.89	32.46	7.88	32.09	111	26	P	H
2.4G 11be		2483.56	50.78	-3.22	54	42.53	32.46	7.88	32.09	111	26	A	H
EHT40 CH03	*	2480	100.18	-	-	91.93	32.46	7.88	32.09	100	244	P	V
+ Part96	*	2480	99.13	-	-	90.88	32.46	7.88	32.09	100	244	A	V
Band48		2483.6	59.13	-14.87	74	50.88	32.46	7.88	32.09	100	244	P	V
		2483.52	47.48	-6.52	54	39.23	32.46	7.88	32.09	100	244	A	V
Remark	1. No other spurious found. 2. All results are PASS against Peak and Average limit line.												



UNII-8 6875-7125MHz (Harmonic @ 3m)

WIFI Ant. 5+6	Note	Frequency (MHz)	Level (dBμV/m)	Margin (dB)	Limit Line (dBμV/m)	Read Level (dBμV)	Antenna Factor (dB/m)	Cable Loss (dB)	Preamp Factor (dB)	Ant Pos (cm)	Table Pos (deg)	Peak Avg. (P/A)	Pol. (H/V)
WIFI 6E 11a CH233 + BLE(2M)		4844	49.52	-24.48	74	35.37	34.84	11.09	31.78	-	-	P	H
		4960	49	-25	74	34.64	34.88	11.14	31.66	-	-	P	H
		7266	49.38	-24.62	74	51.17	36.31	13.06	51.16	-	-	P	H
		7440	49.33	-24.67	74	51.15	36.38	12.99	51.19	-	-	P	H
CH39 + WIFI 2.4G 11be		14230	49.87	-38.33	88.2	43.24	41.04	16.33	50.74	-	-	P	H
EHT40 CH03 + Part96 Band48		4844	48.71	-25.29	74	34.56	34.84	11.09	31.78	-	-	P	V
		4960	49.41	-24.59	74	35.05	34.88	11.14	31.66	-	-	P	V
		7266	49.96	-24.04	74	51.75	36.31	13.06	51.16	-	-	P	V
		7440	49.52	-24.48	74	51.34	36.38	12.99	51.19	-	-	P	V
		14230	49.96	-38.24	88.2	43.33	41.04	16.33	50.74	-	-	P	V
Remark	1. No other spurious found. 2. All results are PASS against Peak and Average limit line.												



For Sample 2:

Co-location mode (TX): WIFI 6E 11a CH233 + WIFI 2.4G 11be EHT40 CH03 + Part96 Band48

UNII-8 6875-7125MHz (Band Edge @ 3m)

WIFI Ant.	Note	Frequency	Level	Margin	Limit Line	Read Level	Antenna Factor	Cable Loss	Preamp Factor	Ant Pos	Table Pos	Peak Avg.	Pol.
5+6		(MHz)	(dBμV/m)	(dB)	(dBμV/m)	(dBμV)	(dB/m)	(dB)	(dB)	(cm)	(deg)	(P/A)	(H/V)
WIFI 6E 11a CH233 + WIFI 2.4G 11be EHT40 CH03 + Part96 Band48	*	7115	90.43	-	-	73.96	36.25	12.72	32.5	304	81	P	H
	*	7115	83.6	-	-	67.13	36.25	12.72	32.5	304	81	A	H
		7125	75.66	-12.54	88.2	59.19	36.25	12.72	32.5	304	81	P	H
		7284.585	54.93	-19.07	74	38.18	36.31	13.06	32.62	304	81	P	H
		7125	62.9	-5.3	68.2	46.43	36.25	12.72	32.5	304	81	A	H
		7255.14	44.02	-9.98	54	27.29	36.3	13.03	32.6	304	81	A	H
	*	7115	85.5	-	-	69.03	36.25	12.72	32.5	100	325	P	V
	*	7115	78.84	-	-	62.37	36.25	12.72	32.5	100	325	A	V
		7125	70.82	-17.38	88.2	54.35	36.25	12.72	32.5	100	325	P	V
		7321.52	55.55	-18.45	74	38.8	36.33	13.08	32.66	100	325	P	V
		7125	58.34	-9.86	68.2	41.87	36.25	12.72	32.5	100	325	A	V
		7253.745	44.07	-9.93	54	27.34	36.3	13.03	32.6	100	325	A	V
Remark	1. No other spurious found. 2. All results are PASS against Peak and Average limit line.												



2.4G 2400-2483.5MHz (Band Edge @ 3m)

WIFI Ant. 5+6	Note	Frequency (MHz)	Level (dBμV/m)	Margin (dB)	Limit Line (dBμV/m)	Read Level (dBμV)	Antenna Factor (dB/m)	Cable Loss (dB)	Preamp Factor (dB)	Ant Pos (cm)	Table Pos (deg)	Peak Avg. (P/A)	Pol. (H/V)
WIFI 6E 11a CH233 + WIFI 2.4G 11be EHT40 CH03 + Part96 Band48		2389.52	67.46	-6.54	74	59.47	32.26	7.8	32.07	100	145	P	H
		2389.94	51.96	-2.04	54	43.98	32.26	7.8	32.08	100	145	A	H
	*	2422	109.72	-	-	101.67	32.33	7.8	32.08	100	145	P	H
	*	2422	99.98	-	-	91.93	32.33	7.8	32.08	100	145	A	H
		2484.39	66.33	-7.67	74	58.07	32.47	7.88	32.09	100	145	P	H
		2485.09	51.95	-2.05	54	43.69	32.47	7.88	32.09	100	145	A	H
		2388.26	65.79	-8.21	74	57.81	32.25	7.8	32.07	100	55	P	V
		2389.94	51.81	-2.19	54	43.83	32.26	7.8	32.08	100	55	A	V
	*	2422	107.85	-	-	99.8	32.33	7.8	32.08	100	55	P	V
	*	2422	98.37	-	-	90.32	32.33	7.8	32.08	100	55	A	V
		2483.76	64.12	-9.88	74	55.87	32.46	7.88	32.09	100	55	P	V
		2483.5	51.69	-2.31	54	43.44	32.46	7.88	32.09	100	55	A	V
Remark	<ol style="list-style-type: none"> No other spurious found. All results are PASS against Peak and Average limit line. 												



UNII-8 6875-7125MHz (Harmonic @ 3m)

WIFI Ant. 5+6	Note	Frequency (MHz)	Level (dBμV/m)	Margin (dB)	Limit Line (dBμV/m)	Read Level (dBμV)	Antenna Factor (dB/m)	Cable Loss (dB)	Preamp Factor (dB)	Ant Pos (cm)	Table Pos (deg)	Peak Avg. (P/A)	Pol. (H/V)
WIFI 6E 11a CH233 + WIFI 2.4G 11be EHT40 CH03 + Part96 Band48		4844	49.04	-24.96	74	34.89	34.84	11.09	31.78	-	-	P	H
		7266	49.25	-24.75	74	51.04	36.31	13.06	51.16	-	-	P	H
		14230	49.14	-39.06	88.2	42.51	41.04	16.33	50.74	-	-	P	H
		4844	49.34	-24.66	74	35.19	34.84	11.09	31.78	-	-	P	V
		7266	49.51	-24.49	74	51.3	36.31	13.06	51.16	-	-	P	V
		14230	49.43	-38.77	88.2	42.8	41.04	16.33	50.74	-	-	P	V
Remark	1. No other spurious found. 2. All results are PASS against Peak and Average limit line.												



Co-location mode (TX): WIFI 6E 11a CH233 + BLE(2M) CH39 + WIFI 2.4G 11be EHT40 CH03 + Part96 Band48

UNII-8 6875-7125MHz (Band Edge @ 3m)

WIFI Ant. 5+6	Note	Frequency (MHz)	Level (dBμV/m)	Margin (dB)	Limit Line (dBμV/m)	Read Level (dBμV)	Antenna Factor (dB/m)	Cable Loss (dB)	Preamp Factor (dB)	Ant Pos (cm)	Table Pos (deg)	Peak Avg. (P/A)	Pol. (H/V)
WIFI 6E 11a CH233 + BLE(2M) CH39 + WIFI 2.4G 11be EHT40 CH03 + Part96 Band48	*	7115	86.84	-	-	70.37	36.25	12.72	32.5	329	128	P	H
	*	7115	80.37	-	-	63.9	36.25	12.72	32.5	329	128	A	H
		7125	74.67	-13.53	88.2	58.2	36.25	12.72	32.5	329	128	P	H
		7282.805	55.48	-18.52	74	38.73	36.31	13.06	32.62	329	128	P	H
		7125	61.54	-6.66	68.2	45.07	36.25	12.72	32.5	329	128	A	H
		7253.28	44.54	-9.46	54	27.81	36.3	13.03	32.6	329	128	A	H
	*	7115	86.18	-	-	69.71	36.25	12.72	32.5	214	234	P	V
	*	7115	79.51	-	-	63.04	36.25	12.72	32.5	214	234	A	V
		7125	69.84	-18.36	88.2	53.37	36.25	12.72	32.5	214	234	P	V
		7250	55.34	-18.66	74	38.61	36.3	13.03	32.6	214	234	P	V
		7125	59.68	-8.52	68.2	43.21	36.25	12.72	32.5	214	234	A	V
		7255.14	44.48	-9.52	54	27.75	36.3	13.03	32.6	214	234	A	V
Remark	1. No other spurious found. 2. All results are PASS against Peak and Average limit line.												



2.4G 2400-2483.5MHz (Band Edge @ 3m)

WIFI Ant. 6	Note	Frequency (MHz)	Level (dBμV/m)	Margin (dB)	Limit Line (dBμV/m)	Read Level (dBμV)	Antenna Factor (dB/m)	Cable Loss (dB)	Preamp Factor (dB)	Ant Pos (cm)	Table Pos (deg)	Peak Avg. (P/A)	Pol. (H/V)
WIFI 6E 11a CH233 + BLE(2M) CH39 + WIFI 2.4G 11be EHT40 CH03 + Part96 Band48		2389.52	65.08	-8.92	74	57.09	32.26	7.8	32.07	100	42	P	H
		2389.94	51.85	-2.15	54	43.87	32.26	7.8	32.08	100	42	A	H
	*	2422	99.76	-	-	91.71	32.33	7.8	32.08	100	42	P	H
	*	2422	90.53	-	-	82.48	32.33	7.8	32.08	100	42	A	H
		2483.5	59.28	-14.72	74	51.03	32.46	7.88	32.09	100	42	P	H
		2483.5	44.02	-9.98	54	35.77	32.46	7.88	32.09	100	42	A	H
		2389.52	64.8	-9.2	74	56.81	32.26	7.8	32.07	100	129	P	V
		2389.94	51.82	-2.18	54	43.84	32.26	7.8	32.08	100	129	A	V
	*	2422	100.39	-	-	92.34	32.33	7.8	32.08	100	129	P	V
	*	2422	90.37	-	-	82.32	32.33	7.8	32.08	100	129	A	V
	2483.5	57.83	-16.17	74	49.58	32.46	7.88	32.09	100	129	P	V	
	2483.5	44.01	-9.99	54	35.76	32.46	7.88	32.09	100	129	A	V	
Remark	1. No other spurious found. 2. All results are PASS against Peak and Average limit line.												



BLE 2400-2483.5MHz (Band Edge @ 3m)

BLE Ant. 5	Note	Frequency (MHz)	Level (dBμV/m)	Margin (dB)	Limit Line (dBμV/m)	Read Level (dBμV)	Antenna Factor (dB/m)	Cable Loss (dB)	Preamp Factor (dB)	Ant Pos (cm)	Table Pos (deg)	Peak Avg. (P/A)	Pol. (H/V)
WIFI 6E 11a	*	2480	101.87	-	-	93.62	32.46	7.88	32.09	100	35	P	H
CH233 + BLE(2M)	*	2480	98.65	-	-	90.4	32.46	7.88	32.09	100	35	A	H
CH39 + WIFI		2483.56	60.59	-13.41	74	52.34	32.46	7.88	32.09	100	35	P	H
2.4G 11be		2483.52	44.54	-9.46	54	36.29	32.46	7.88	32.09	100	35	A	H
EHT40 CH03	*	2480	104.63	-	-	96.38	32.46	7.88	32.09	145	58	P	V
+ Part96	*	2480	101.32	-	-	93.07	32.46	7.88	32.09	145	58	A	V
Band48		2483.64	62.96	-11.04	74	54.71	32.46	7.88	32.09	145	58	P	V
		2483.52	47.56	-6.44	54	39.31	32.46	7.88	32.09	145	58	A	V
Remark	1. No other spurious found. 2. All results are PASS against Peak and Average limit line.												



UNII-8 6875-7125MHz (Harmonic @ 3m)

WIFI Ant. 5+6	Note	Frequency (MHz)	Level (dBμV/m)	Margin (dB)	Limit Line (dBμV/m)	Read Level (dBμV)	Antenna Factor (dB/m)	Cable Loss (dB)	Preamp Factor (dB)	Ant Pos (cm)	Table Pos (deg)	Peak Avg. (P/A)	Pol. (H/V)
WIFI 6E 11a CH233 + BLE(2M)		4844	49.24	-24.76	74	35.09	34.84	11.09	31.78	-	-	P	H
		4960	49.35	-24.65	74	34.99	34.88	11.14	31.66	-	-	P	H
		7266	48.81	-25.19	74	50.6	36.31	13.06	51.16	-	-	P	H
		7440	48.42	-25.58	74	50.24	36.38	12.99	51.19	-	-	P	H
CH39 + WIFI 2.4G 11be		14230	49.31	-38.89	88.2	26.25	41.04	16.33	34.31	-	-	P	H
EHT40 CH03 + Part96 Band48		4844	49.68	-24.32	74	35.53	34.84	11.09	31.78	-	-	P	V
		4960	49.92	-24.08	74	35.56	34.88	11.14	31.66	-	-	P	V
		7266	49.16	-24.84	74	50.95	36.31	13.06	51.16	-	-	P	V
		7440	48.13	-25.87	74	49.95	36.38	12.99	51.19	-	-	P	V
		14230	49.51	-38.69	88.2	26.45	41.04	16.33	34.31	-	-	P	V
Remark	1. No other spurious found. 2. All results are PASS against Peak and Average limit line.												



Note symbol

*	Fundamental Frequency which can be ignored. However, tEHT level of any unwanted emissions shall not exceed tEHT level of tEHT fundamental frequency.
!	Test result is over limit line.
P/A	Peak or Average
H/V	Horizontal or Vertical



A calculation example for radiated spurious emission is shown as below:

WIFI	Note	Frequency	Level	Over	Limit	Read	Antenna	Path	Preamp	Ant	Table	Peak	Pol.
Ant.				Limit	Line	Level	Factor	Loss	Factor	Pos	Pos	Avg.	
5+4		(MHz)	(dBμV/m)	(dB)	(dBμV/m)	(dBμV)	(dB/m)	(dB)	(dB)	(cm)	(deg)	(P/A)	(H/V)
802.11b		2390	55.45	-18.55	74	54.51	32.22	4.58	35.86	103	308	P	H
CH 01													
2412MHz		2390	43.54	-10.46	54	42.6	32.22	4.58	35.86	103	308	A	H

1. Path Loss(dB) = Cable loss(dB) + Filter loss(dB) + Attenuator loss(dB)
2. Level(dBμV/m) = Antenna Factor(dB/m) + Path Loss(dB) + Read Level(dBμV) - Preamp Factor(dB)
3. Margin (dB) = Level(dBμV/m) – Limit Line(dBμV/m)

For Peak Limit @ 2390MHz:

1. Level(dBμV/m)
= Antenna Factor(dB/m) + Path Loss(dB) + Read Level(dBμV) - Preamp Factor(dB)
= 32.22(dB/m) + 4.58(dB) + 54.51(dBμV) – 35.86 (dB)
= 55.45 (dBμV/m)
2. Over Limit(dB)
= Level(dBμV/m) – Limit Line(dBμV/m)
= 55.45(dBμV/m) – 74(dBμV/m)
= -18.55(dB)

For Average Limit @ 2390MHz:

1. Level(dBμV/m)
= Antenna Factor(dB/m) + Path Loss(dB) + Read Level(dBμV) - Preamp Factor(dB)
= 32.22(dB/m) + 4.58(dB) + 42.6(dBμV) – 35.86 (dB)
= 43.54 (dBμV/m)
2. Margin (dB) = Level(dBμV/m) – Limit Line(dBμV/m)
= 43.54(dBμV/m) – 54(dBμV/m)
= -10.46(dB)

Both peak and average measured complies with tEHT limit line, so test result is “PASS”.



Appendix D. Radiated Spurious Emission Plots

Note symbol

-L	Low channel location
-R	High channel location

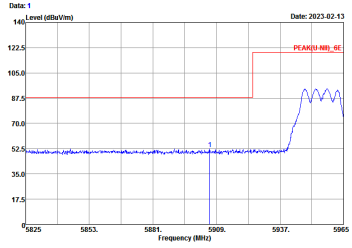
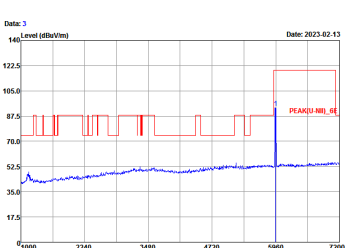
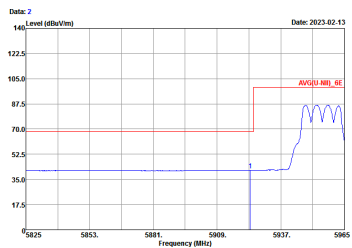
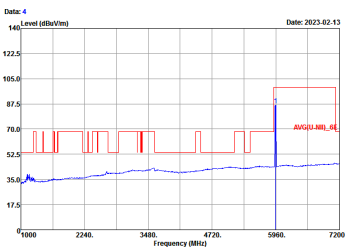


For Sample 1:

<MIMO Ant. 5+4>

U-NII 5 - 5925-6425MHzMHz

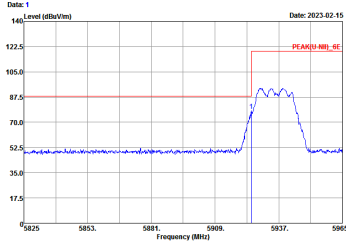
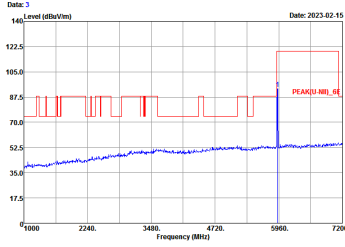
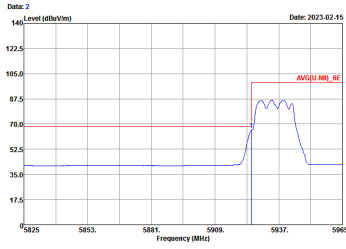
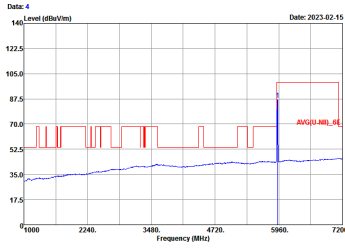
WIFI 802.11a (Band Edge @ 3m)

WIFI	U-NII 5 - 5925-6425MHz Band Edge @ 3m	
ANT	802.11a CH01 5955MHz	
5+4	Horizontal	Fundamental
Peak	 <p>Site : 03CH01-SZ Condition : PEAK(U-NII)_6E 3m HF_ANT(3117)_22 HORIZONTAL Project : 2D3005 Mode : Mode 1 IMEI : 355156850101198/355156850101206 Plane : Z with Accessory : 6M Power setting 5</p>	 <p>Site : 03CH01-SZ Condition : PEAK(U-NII)_6E 3m HF_ANT(3117)_22 HORIZONTAL Project : 2D3005 Mode : Mode 1 IMEI : 355156850101198/355156850101206 Plane : Z with Accessory : 6M Power setting 5</p>
Avg.	 <p>Site : 03CH01-SZ Condition : AVG(U-NII)_6E 3m HF_ANT(3117)_22 HORIZONTAL Project : 2D3005 Mode : Mode 1 IMEI : 355156850101198/355156850101206 Plane : Z with Accessory : 6M Power setting 5</p>	 <p>Site : 03CH01-SZ Condition : AVG(U-NII)_6E 3m HF_ANT(3117)_22 HORIZONTAL Project : 2D3005 Mode : Mode 1 IMEI : 355156850101198/355156850101206 Plane : Z with Accessory : 6M Power setting 5</p>



WIFI	U-NII 5 - 5925-6425MHz Band Edge @ 3m	
ANT	802.11a CH01 5955MHz	
5+4	Vertical	Fundamental
Peak	<p>Date: 5 Date: 2023-02-13</p> <p>Site : 03CH01-SZ Condition : PEAK(U-NII)_6E 3m HF_ANT(3117)_22 VERTICAL Project : 2D3005 Mode : Mode 1 IMEI : 355156850101198/355156850101206 Plane : Z with Accessory : 6M Power setting 5</p>	<p>Date: 7 Date: 2023-02-13</p> <p>Site : 03CH01-SZ Condition : PEAK(U-NII)_6E 3m HF_ANT(3117)_22 VERTICAL Project : 2D3005 Mode : Mode 1 IMEI : 355156850101198/355156850101206 Plane : Z with Accessory : 6M Power setting 5</p>
Avg.	<p>Date: 6 Date: 2023-02-13</p> <p>Site : 03CH01-SZ Condition : AVG(U-NII)_6E 3m HF_ANT(3117)_22 VERTICAL Project : 2D3005 Mode : Mode 1 IMEI : 355156850101198/355156850101206 Plane : Z with Accessory : 6M Power setting 5</p>	<p>Date: 8 Date: 2023-02-13</p> <p>Site : 03CH01-SZ Condition : AVG(U-NII)_6E 3m HF_ANT(3117)_22 VERTICAL Project : 2D3005 Mode : Mode 1 IMEI : 355156850101198/355156850101206 Plane : Z with Accessory : 6M Power setting 5</p>



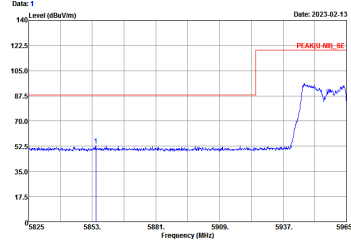
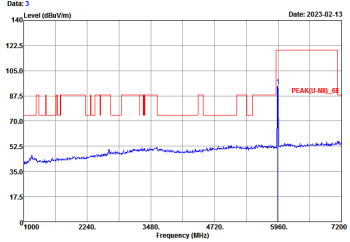
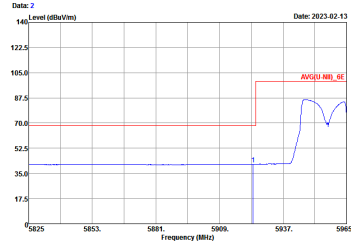
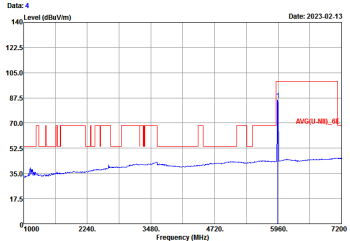
WIFI	U-NII 5 - 5925-6425MHz Band Edge @ 3m	
ANT	802.11a CH02 5935MHz	
5+4	Horizontal	Fundamental
<p>Peak</p>	 <p>Site : 03CH01-SZ Condition : PEAK(U-NII)_6E 3m HF_ANT(3117)_22 HORIZONTAL Project : 2D3005 Mode : Mode 90 IMEI : 355156850101198/355156850101206 Plane : Z with Accessory : 6M Power setting 5</p>	 <p>Site : 03CH01-SZ Condition : PEAK(U-NII)_6E 3m HF_ANT(3117)_22 HORIZONTAL Project : 2D3005 Mode : Mode 90 IMEI : 355156850101198/355156850101206 Plane : Z with Accessory : 6M Power setting 5</p>
<p>Avg.</p>	 <p>Site : 03CH01-SZ Condition : AVG(U-NII)_6E 3m HF_ANT(3117)_22 HORIZONTAL Project : 2D3005 Mode : Mode 90 IMEI : 355156850101198/355156850101206 Plane : Z with Accessory : 6M Power setting 5</p>	 <p>Site : 03CH01-SZ Condition : AVG(U-NII)_6E 3m HF_ANT(3117)_22 HORIZONTAL Project : 2D3005 Mode : Mode 90 IMEI : 355156850101198/355156850101206 Plane : Z with Accessory : 6M Power setting 5</p>



WIFI	U-NII 5 - 5925-6425MHz Band Edge @ 3m	
ANT	802.11a CH02 5935MHz	
5+4	Vertical	Fundamental
Peak	<p> Date: 5 Level (dBm/Vm) Date: 2023-02-15 Frequency (MHz) PEAK(U-NII)_BE </p> <p> Site : 03CH01-SZ Condition : PEAK(U-NII)_6E 3m HF_ANT(3117)_22 VERTICAL Project : 2D3005 Mode : Mode 90 IMEI : 355156850101198/355156850101206 Plane : Z with Accessory : 6M Power setting 5 </p>	<p> Date: 7 Level (dBm/Vm) Date: 2023-02-15 Frequency (MHz) PEAK(U-NII)_BE </p> <p> Site : 03CH01-SZ Condition : PEAK(U-NII)_6E 3m HF_ANT(3117)_22 VERTICAL Project : 2D3005 Mode : Mode 90 IMEI : 355156850101198/355156850101206 Plane : Z with Accessory : 6M Power setting 5 </p>
Avg.	<p> Date: 6 Level (dBm/Vm) Date: 2023-02-15 Frequency (MHz) AVG(U-NII)_BE </p> <p> Site : 03CH01-SZ Condition : AVG(U-NII)_6E 3m HF_ANT(3117)_22 VERTICAL Project : 2D3005 Mode : Mode 90 IMEI : 355156850101198/355156850101206 Plane : Z with Accessory : 6M Power setting 5 </p>	<p> Date: 8 Level (dBm/Vm) Date: 2023-02-15 Frequency (MHz) AVG(U-NII)_BE </p> <p> Site : 03CH01-SZ Condition : AVG(U-NII)_6E 3m HF_ANT(3117)_22 VERTICAL Project : 2D3005 Mode : Mode 90 IMEI : 355156850101198/355156850101206 Plane : Z with Accessory : 6M Power setting 5 </p>



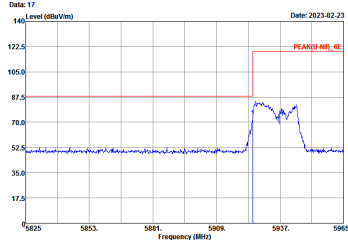
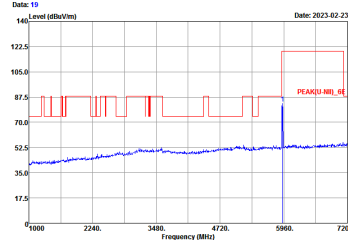
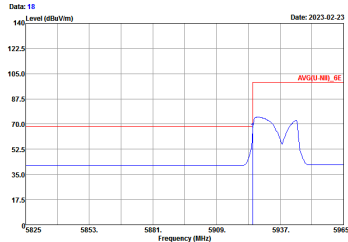
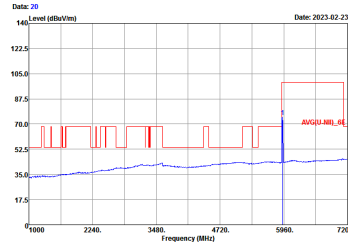
U-NII 5 - 5925-6425MHzMHz
WIFI 802.11be EHT20 Full (Band Edge @ 3m)

WIFI	U-NII 5 - 5925-6425MHz Band Edge @ 3m	
ANT	802.11be EHT20 Full CH01 5955MHz	
5+4	Horizontal	Fundamental
Peak	 <p>Date: 1 Level (dBuV/m) Date: 2023-02-13</p> <p>Site : 03CH01-SZ Condition : PEAK(U-NII)_6E 3m HF_ANT(3117)_22 HORIZONTAL Project : 2D3005 Mode : Mode 13 IMEI : 355156850101198/355156850101206 Plane : Z with Accessory MCSO Power setting 5.5</p>	 <p>Date: 3 Level (dBuV/m) Date: 2023-02-13</p> <p>Site : 03CH01-SZ Condition : PEAK(U-NII)_6E 3m HF_ANT(3117)_22 HORIZONTAL Project : 2D3005 Mode : Mode 13 IMEI : 355156850101198/355156850101206 Plane : Z with Accessory MCSO Power setting 5.5</p>
Avg.	 <p>Date: 2 Level (dBuV/m) Date: 2023-02-13</p> <p>Site : 03CH01-SZ Condition : AVG(U-NII)_6E 3m HF_ANT(3117)_22 HORIZONTAL Project : 2D3005 Mode : Mode 13 IMEI : 355156850101198/355156850101206 Plane : Z with Accessory MCSO Power setting 5.5</p>	 <p>Date: 4 Level (dBuV/m) Date: 2023-02-13</p> <p>Site : 03CH01-SZ Condition : AVG(U-NII)_6E 3m HF_ANT(3117)_22 HORIZONTAL Project : 2D3005 Mode : Mode 13 IMEI : 355156850101198/355156850101206 Plane : Z with Accessory MCSO Power setting 5.5</p>

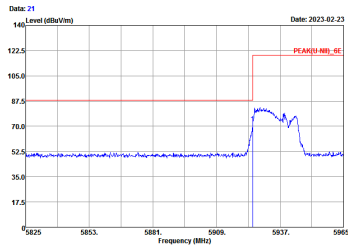
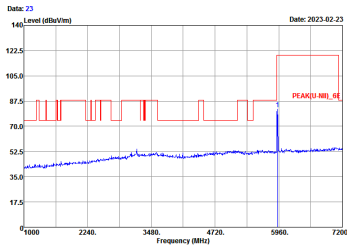
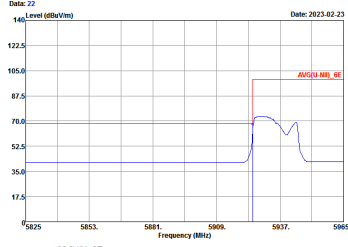
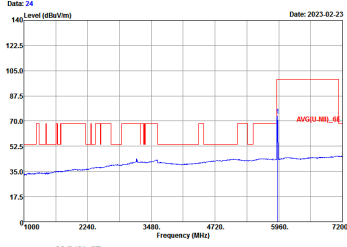


WIFI	U-NII 5 - 5925-6425MHz Band Edge @ 3m	
ANT	802.11be EHT20 Full CH01 5955MHz	
5+4	Vertical	Fundamental
Peak	<p>Date: 5 Date: 2023-02-13</p> <p>Site : 03CH01-SZ Condition : PEAK(U-NII)_6E 3m HF_ANT(3117)_22 VERTICAL Project : 2D3005 Mode : Mode 13 IMEI : 355156850101198/355156850101206 Plane : Z with Accessory MCSO Power setting 5.5</p>	<p>Date: 7 Date: 2023-02-13</p> <p>Site : 03CH01-SZ Condition : PEAK(U-NII)_6E 3m HF_ANT(3117)_22 VERTICAL Project : 2D3005 Mode : Mode 13 IMEI : 355156850101198/355156850101206 Plane : Z with Accessory MCSO Power setting 5.5</p>
Avg.	<p>Date: 6 Date: 2023-02-13</p> <p>Site : 03CH01-SZ Condition : AVG(U-NII)_6E 3m HF_ANT(3117)_22 VERTICAL Project : 2D3005 Mode : Mode 13 IMEI : 355156850101198/355156850101206 Plane : Z with Accessory MCSO Power setting 5.5</p>	<p>Date: 8 Date: 2023-02-13</p> <p>Site : 03CH01-SZ Condition : AVG(U-NII)_6E 3m HF_ANT(3117)_22 VERTICAL Project : 2D3005 Mode : Mode 13 IMEI : 355156850101198/355156850101206 Plane : Z with Accessory MCSO Power setting 5.5</p>



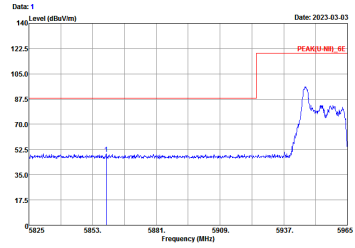
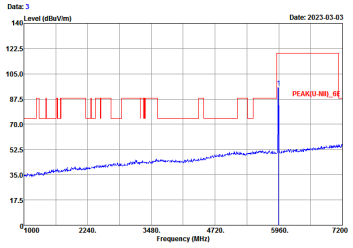
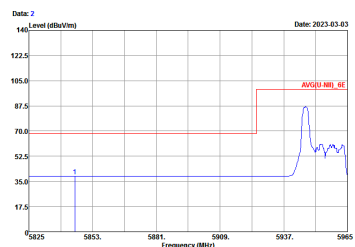
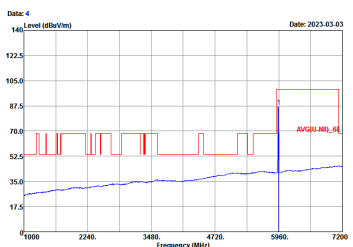
WIFI	U-NII 5 - 5925-6425MHz Band Edge @ 3m	
ANT	802.11be EHT20 Full CH02 5935MHz	
5+4	Horizontal	Fundamental
<p>Peak</p>	 <p>Date: 17 Date: 2023-02-23</p> <p>Site : 03CH01-SZ Condition : PEAK(U-NII)_6E 3m HF_ANT(3117)_22 HORIZONTAL Project : 2D3005 Mode : Mode 91 IMEI : 355156850101198/355156850101206 Plane : Z with Accessory MCS0 Power setting : -8</p>	 <p>Date: 19 Date: 2023-02-23</p> <p>Site : 03CH01-SZ Condition : PEAK(U-NII)_6E 3m HF_ANT(3117)_22 HORIZONTAL Project : 2D3005 Mode : Mode 91 IMEI : 355156850101198/355156850101206 Plane : Z with Accessory MCS0 Power setting : -8</p>
<p>Avg.</p>	 <p>Date: 18 Date: 2023-02-23</p> <p>Site : 03CH01-SZ Condition : AVG(U-NII)_6E 3m HF_ANT(3117)_22 HORIZONTAL Project : 2D3005 Mode : Mode 91 IMEI : 355156850101198/355156850101206 Plane : Z with Accessory MCS0 Power setting : -8</p>	 <p>Date: 20 Date: 2023-02-23</p> <p>Site : 03CH01-SZ Condition : AVG(U-NII)_6E 3m HF_ANT(3117)_22 HORIZONTAL Project : 2D3005 Mode : Mode 91 IMEI : 355156850101198/355156850101206 Plane : Z with Accessory MCS0 Power setting : -8</p>



WIFI	U-NII 5 - 5925-6425MHz Band Edge @ 3m	
ANT	802.11be EHT20 Full CH02 5935MHz	
5+4	Vertical	Fundamental
Peak	 <p> Date: 21 Level (dBuV/m) Date: 2023-02-23 Frequency (MHz) PEAK(U-NII_0E) </p> <p> Site : 03CH01-SZ Condition : PEAK(U-NII)_0E 3m HF_ANT(3117)_22 VERTICAL Project : 2D3005 Mode : Mode 91 IMEI : 355156850101198/355156850101206 Plane : Z with Accessory : MCS0 Power setting -8 </p>	 <p> Date: 23 Level (dBuV/m) Date: 2023-02-23 Frequency (MHz) PEAK(U-NII_0E) </p> <p> Site : 03CH01-SZ Condition : PEAK(U-NII)_0E 3m HF_ANT(3117)_22 VERTICAL Project : 2D3005 Mode : Mode 91 IMEI : 355156850101198/355156850101206 Plane : Z with Accessory : MCS0 Power setting -8 </p>
Avg.	 <p> Date: 22 Level (dBuV/m) Date: 2023-02-23 Frequency (MHz) AVG(U-NII_0E) </p> <p> Site : 03CH01-SZ Condition : AVG(U-NII)_0E 3m HF_ANT(3117)_22 VERTICAL Project : 2D3005 Mode : Mode 91 IMEI : 355156850101198/355156850101206 Plane : Z with Accessory : MCS0 Power setting -8 </p>	 <p> Date: 24 Level (dBuV/m) Date: 2023-02-23 Frequency (MHz) AVG(U-NII_0E) </p> <p> Site : 03CH01-SZ Condition : AVG(U-NII)_0E 3m HF_ANT(3117)_22 VERTICAL Project : 2D3005 Mode : Mode 91 IMEI : 355156850101198/355156850101206 Plane : Z with Accessory : MCS0 Power setting -8 </p>



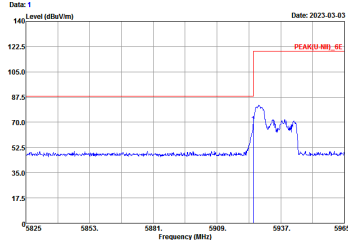
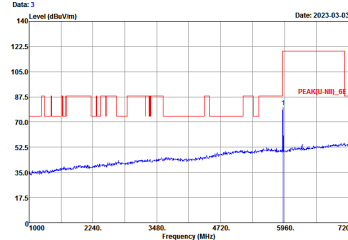
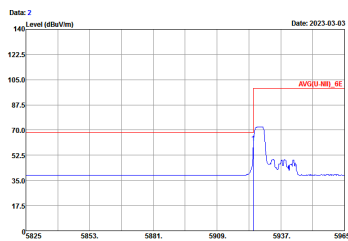
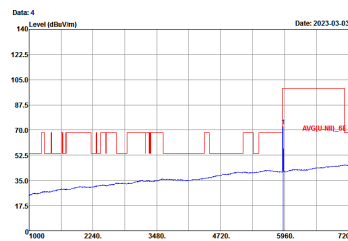
U-NII 5 - 5925-6425MHzMHz
WIFI 802.11be EHT20 Single RU (Band Edge @ 3m)

WIFI	U-NII 5 - 5925-6425MHz Band Edge @ 3m	
ANT	802.11be EHT20 Single RU 26/0 CH01 5955MHz	
5+4	Horizontal	Fundamental
Peak	 <p>Date: 1 Level (dBuV/m) Date: 2023-03-03</p> <p>Site : 03CH01-SZ Condition : PEAK(U-NII)_6E 3m HF_ANT_91200-2206_22 HORIZONTAL Project : 2D3005 Mode : Mode 64 IMEI : 355156850101198/355156850101206 Plane : Z with Accessory MCS0 Power setting : 4 26/0</p>	 <p>Date: 3 Level (dBuV/m) Date: 2023-03-03</p> <p>Site : 03CH01-SZ Condition : PEAK(U-NII)_6E 3m HF_ANT_91200-2206_22 HORIZONTAL Project : 2D3005 Mode : Mode 64 IMEI : 355156850101198/355156850101206 Plane : Z with Accessory MCS0 Power setting : 4 26/0</p>
Avg.	 <p>Date: 2 Level (dBuV/m) Date: 2023-03-03</p> <p>Site : 03CH01-SZ Condition : AVG(U-NII)_6E 3m HF_ANT_91200-2206_22 HORIZONTAL Project : 2D3005 Mode : Mode 64 IMEI : 355156850101198/355156850101206 Plane : Z with Accessory MCS0 Power setting : 4 26/0</p>	 <p>Date: 4 Level (dBuV/m) Date: 2023-03-03</p> <p>Site : 03CH01-SZ Condition : AVG(U-NII)_6E 3m HF_ANT_91200-2206_22 HORIZONTAL Project : 2D3005 Mode : Mode 64 IMEI : 355156850101198/355156850101206 Plane : Z with Accessory MCS0 Power setting : 4 26/0</p>



WIFI	U-NII 5 - 5925-6425MHz Band Edge @ 3m	
ANT	802.11be EHT20 Single 26/0 CH01 5955MHz	
5+4	Vertical	Fundamental
Peak	<p>Date: 5 Date: 2023-03-03</p> <p>Site : 03CH01-SZ Condition : PEAK(U-NII)_6E 3m HF_ANT_91200-2206_22 VERTICAL Project : 2D3005 Mode : Mode 64 IMEI : 355156850101198/355156850101206 Plane : Z with Accessory MCSO Power setting -4 26/0</p>	<p>Date: 7 Date: 2023-03-03</p> <p>Site : 03CH01-SZ Condition : PEAK(U-NII)_6E 3m HF_ANT_91200-2206_22 VERTICAL Project : 2D3005 Mode : Mode 64 IMEI : 355156850101198/355156850101206 Plane : Z with Accessory MCSO Power setting -4 26/0</p>
Avg.	<p>Date: 6 Date: 2023-03-03</p> <p>Site : 03CH01-SZ Condition : AVG(U-NII)_6E 3m HF_ANT_91200-2206_22 VERTICAL Project : 2D3005 Mode : Mode 64 IMEI : 355156850101198/355156850101206 Plane : Z with Accessory MCSO Power setting -4 26/0</p>	<p>Date: 8 Date: 2023-03-03</p> <p>Site : 03CH01-SZ Condition : AVG(U-NII)_6E 3m HF_ANT_91200-2206_22 VERTICAL Project : 2D3005 Mode : Mode 64 IMEI : 355156850101198/355156850101206 Plane : Z with Accessory MCSO Power setting -4 26/0</p>



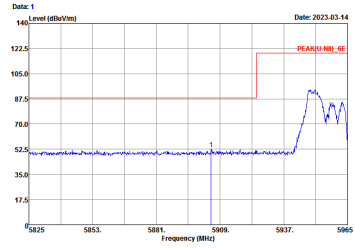
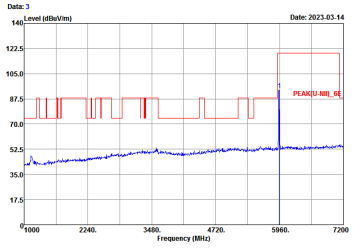
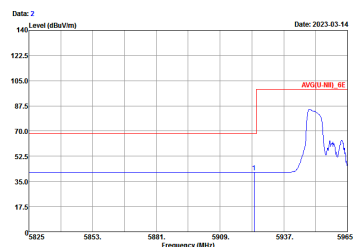
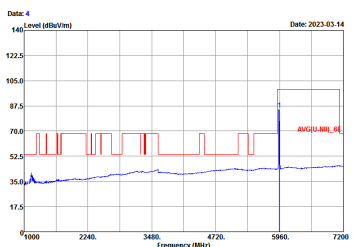
WIFI	U-NII 5 - 5925-6425MHz Band Edge @ 3m	
ANT	802.11be EHT20 Single RU 52/37 CH02 5935MHz	
5+4	Horizontal	Fundamental
<p>Peak</p>	 <p>Date: 1 Level (dBuV/m) Date: 2023-03-03</p> <p>Site : 03CH01-SZ Condition : PEAK(U-NII)_6E 3m HF_ANT_91200-2206_22 HORIZONTAL Project : 2D3005 Mode : Mode 92 IMEI : 355156850101198/355156850101206 Plane : Z with Accessory MCSO Power setting -15 : 52/37</p>	 <p>Date: 3 Level (dBuV/m) Date: 2023-03-03</p> <p>Site : 03CH01-SZ Condition : PEAK(U-NII)_6E 3m HF_ANT_91200-2206_22 HORIZONTAL Project : 2D3005 Mode : Mode 92 IMEI : 355156850101198/355156850101206 Plane : Z with Accessory MCSO Power setting -15 : 52/37</p>
<p>Avg.</p>	 <p>Date: 2 Level (dBuV/m) Date: 2023-03-03</p> <p>Site : 03CH01-SZ Condition : AVG(U-NII)_6E 3m HF_ANT_91200-2206_22 HORIZONTAL Project : 2D3005 Mode : Mode 92 IMEI : 355156850101198/355156850101206 Plane : Z with Accessory MCSO Power setting -15 : 52/37</p>	 <p>Date: 4 Level (dBuV/m) Date: 2023-03-03</p> <p>Site : 03CH01-SZ Condition : AVG(U-NII)_6E 3m HF_ANT_91200-2206_22 HORIZONTAL Project : 2D3005 Mode : Mode 92 IMEI : 355156850101198/355156850101206 Plane : Z with Accessory MCSO Power setting -15 : 52/37</p>



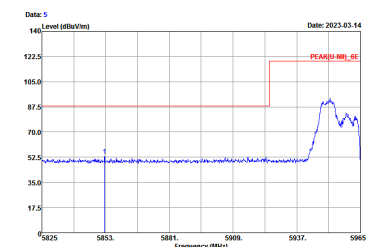
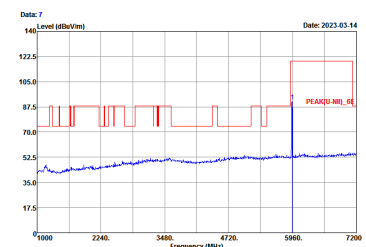
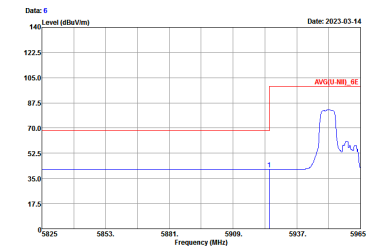
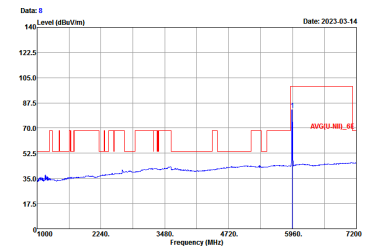
WIFI	U-NII 5 - 5925-6425MHz Band Edge @ 3m	
ANT	802.11be EHT20 Single RU 52/37 CH02 5935MHz	
5+4	Vertical	Fundamental
Peak	<p> Date: 5 Level (dBm/Vm) Date: 2023-03-03 PEAK(U-NII)_BE Site : 03CH01-SZ Condition : PEAK(U-NII)_6E 3m HF_ANT_91200-2206_22 VERTICAL Project : 203005 Mode : Mode 92 IMEI : 355156850101198/355156850101206 Plane : Z with Accessory MCS0 Power setting -15 : 52/37 </p>	<p> Date: 7 Level (dBm/Vm) Date: 2023-03-03 PEAK(U-NII)_BE Site : 03CH01-SZ Condition : PEAK(U-NII)_6E 3m HF_ANT_91200-2206_22 VERTICAL Project : 203005 Mode : Mode 92 IMEI : 355156850101198/355156850101206 Plane : Z with Accessory MCS0 Power setting -15 : 52/37 </p>
Avg.	<p> Date: 6 Level (dBm/Vm) Date: 2023-03-03 AVG(U-NII)_BE Site : 03CH01-SZ Condition : AVG(U-NII)_6E 3m HF_ANT_91200-2206_22 VERTICAL Project : 203005 Mode : Mode 92 IMEI : 355156850101198/355156850101206 Plane : Z with Accessory MCS0 Power setting -15 : 52/37 </p>	<p> Date: 8 Level (dBm/Vm) Date: 2023-03-03 AVG(U-NII)_BE Site : 03CH01-SZ Condition : AVG(U-NII)_6E 3m HF_ANT_91200-2206_22 VERTICAL Project : 203005 Mode : Mode 92 IMEI : 355156850101198/355156850101206 Plane : Z with Accessory MCS0 Power setting -15 : 52/37 </p>



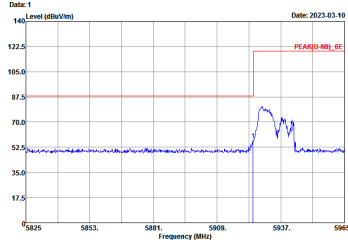
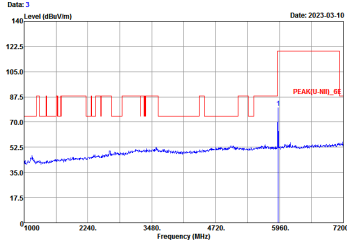
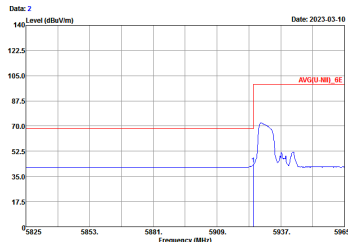
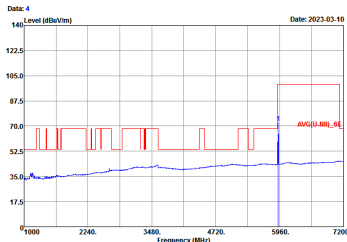
U-NII 5 - 5925-6425MHzMHz
WIFI 802.11be EHT20 Small RU (Band Edge @ 3m)

WIFI	U-NII 5 - 5925-6425MHz Band Edge @ 3m	
ANT	802.11be EHT20 Small RU 52+26/1 CH01 5955MHz	
5+4	Horizontal	Fundamental
Peak	 <p>Date: 1 Level (dBuV/m) Date: 2023-03-14</p> <p>Site : 03CH01-SZ Condition : PEAK(U-NII)_6E 3m HF_ANT(3117)_22 HORIZONTAL Project : 2D3005 Mode : Mode 66 IMEI : 355156850101099/355156850101107 Plane : Z with Accessory MCSO Power setting -2.5 Small RU 52-26/1</p>	 <p>Date: 3 Level (dBuV/m) Date: 2023-03-14</p> <p>Site : 03CH01-SZ Condition : PEAK(U-NII)_6E 3m HF_ANT(3117)_22 HORIZONTAL Project : 2D3005 Mode : Mode 66 IMEI : 355156850101099/355156850101107 Plane : Z with Accessory MCSO Power setting -2.5 Small RU 52-26/1</p>
Avg.	 <p>Date: 2 Level (dBuV/m) Date: 2023-03-14</p> <p>Site : 03CH01-SZ Condition : AVG(U-NII)_6E 3m HF_ANT(3117)_22 HORIZONTAL Project : 2D3005 Mode : Mode 66 IMEI : 355156850101099/355156850101107 Plane : Z with Accessory MCSO Power setting -2.5 Small RU 52-26/1</p>	 <p>Date: 4 Level (dBuV/m) Date: 2023-03-14</p> <p>Site : 03CH01-SZ Condition : AVG(U-NII)_6E 3m HF_ANT(3117)_22 HORIZONTAL Project : 2D3005 Mode : Mode 66 IMEI : 355156850101099/355156850101107 Plane : Z with Accessory MCSO Power setting -2.5 Small RU 52-26/1</p>

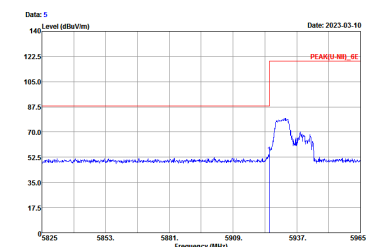
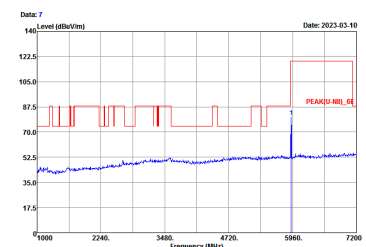
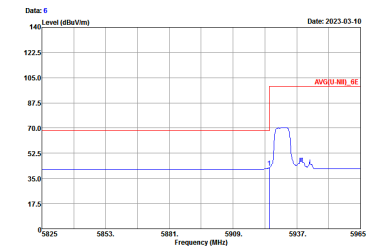
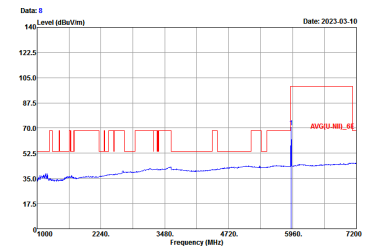


WIFI	U-NII 5 - 5925-6425MHz Band Edge @ 3m	
ANT	802.11be EHT20 Small RU 52+26/1 CH01 5955MHz	
5+4	Vertical	Fundamental
<p>Peak</p>	 <p>Date: 5 Date: 2023-03-14</p> <p>Site : 03CH01-SZ Condition : PEAK(U-NII)_6E 3m HF_ANT(3117)_22 VERTICAL Project : 203005 Mode : Mode 66 IMEI : 355156850101099/355156850101107 Plane : Z with Accessory MCSO Power setting : -2.5 Small RU 52+26/1</p>	 <p>Date: 7 Date: 2023-03-14</p> <p>Site : 03CH01-SZ Condition : PEAK(U-NII)_6E 3m HF_ANT(3117)_22 VERTICAL Project : 203005 Mode : Mode 66 IMEI : 355156850101099/355156850101107 Plane : Z with Accessory MCSO Power setting : -2.5 Small RU 52+26/1</p>
<p>Avg.</p>	 <p>Date: 6 Date: 2023-03-14</p> <p>Site : 03CH01-SZ Condition : AVG(U-NII)_6E 3m HF_ANT(3117)_22 VERTICAL Project : 203005 Mode : Mode 66 IMEI : 355156850101099/355156850101107 Plane : Z with Accessory MCSO Power setting : -2.5 Small RU 52+26/1</p>	 <p>Date: 8 Date: 2023-03-14</p> <p>Site : 03CH01-SZ Condition : AVG(U-NII)_6E 3m HF_ANT(3117)_22 VERTICAL Project : 203005 Mode : Mode 66 IMEI : 355156850101099/355156850101107 Plane : Z with Accessory MCSO Power setting : -2.5 Small RU 52+26/1</p>



WIFI	U-NII 5 - 5925-6425MHz Band Edge @ 3m	
ANT	802.11be EHT20 Small RU 52+26/1 CH02 5935MHz	
5+4	Horizontal	Fundamental
<p>Peak</p>	 <p>Date: 1 Level (dBm/Vm) Date: 2023-03-10</p> <p>Site : 03CH01-SZ Condition : PEAK(U-NII)_6E 3m HF_ANT(3117)_22 HORIZONTAL Project : 2D3005 Mode : Mode 93 IMEI : 355156850101099/355156850101107 Plane : Z with Accessory MCSO Power setting -16 Small RU 52+26/1</p>	 <p>Date: 3 Level (dBm/Vm) Date: 2023-03-10</p> <p>Site : 03CH01-SZ Condition : PEAK(U-NII)_6E 3m HF_ANT(3117)_22 HORIZONTAL Project : 2D3005 Mode : Mode 93 IMEI : 355156850101099/355156850101107 Plane : Z with Accessory MCSO Power setting -16 Small RU 52+26/1</p>
<p>Avg.</p>	 <p>Date: 2 Level (dBm/Vm) Date: 2023-03-10</p> <p>Site : 03CH01-SZ Condition : AVG(U-NII)_6E 3m HF_ANT(3117)_22 HORIZONTAL Project : 2D3005 Mode : Mode 93 IMEI : 355156850101099/355156850101107 Plane : Z with Accessory MCSO Power setting -16 Small RU 52+26/1</p>	 <p>Date: 4 Level (dBm/Vm) Date: 2023-03-10</p> <p>Site : 03CH01-SZ Condition : AVG(U-NII)_6E 3m HF_ANT(3117)_22 HORIZONTAL Project : 2D3005 Mode : Mode 93 IMEI : 355156850101099/355156850101107 Plane : Z with Accessory MCSO Power setting -16 Small RU 52+26/1</p>



WIFI	U-NII 5 - 5925-6425MHz Band Edge @ 3m	
ANT	802.11be EHT20 Small RU 52+26/1 CH02 5935MHz	
5+4	Vertical	Fundamental
<p>Peak</p>	 <p>Date: 5 Date: 2023-03-10</p> <p>Site : 03CH01-SZ Condition : PEAK(U-NII)_6E 3m HF_ANT(3117)_22 VERTICAL Project : 203005 Mode : Mode 93 IMEI : 355156850101099/355156850101107 Plane : Z with Accessory MCSO Power setting -16 Small RU 52+26/1</p>	 <p>Date: 7 Date: 2023-03-10</p> <p>Site : 03CH01-SZ Condition : PEAK(U-NII)_6E 3m HF_ANT(3117)_22 VERTICAL Project : 203005 Mode : Mode 93 IMEI : 355156850101099/355156850101107 Plane : Z with Accessory MCSO Power setting -16 Small RU 52+26/1</p>
<p>Avg.</p>	 <p>Date: 6 Date: 2023-03-10</p> <p>Site : 03CH01-SZ Condition : AVG(U-NII)_6E 3m HF_ANT(3117)_22 VERTICAL Project : 203005 Mode : Mode 93 IMEI : 355156850101099/355156850101107 Plane : Z with Accessory MCSO Power setting -16 Small RU 52+26/1</p>	 <p>Date: 8 Date: 2023-03-10</p> <p>Site : 03CH01-SZ Condition : AVG(U-NII)_6E 3m HF_ANT(3117)_22 VERTICAL Project : 203005 Mode : Mode 93 IMEI : 355156850101099/355156850101107 Plane : Z with Accessory MCSO Power setting -16 Small RU 52+26/1</p>



**U-NII 5 - 5925-6425MHzMHz
WIFI 802.11be EHT40 Full (Band Edge @ 3m)**

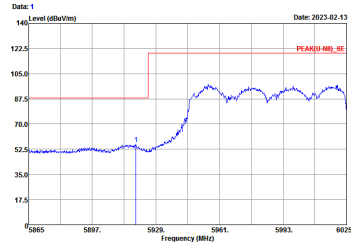
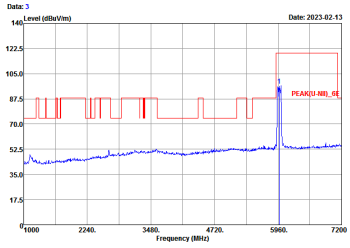
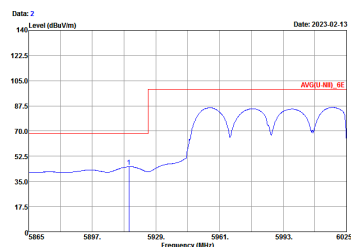
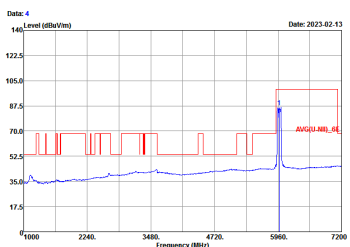
WIFI	U-NII 5 - 5925-6425MHz Band Edge @ 3m	
ANT	802.11be EHT40 Full CH03 5965MHz	
5+4	Horizontal	Fundamental
Peak	<p>Site : 03CH01-SZ Condition : PEAK(U-NII)_6E 3m HF_ANT(3117)_22 HORIZONTAL Project : 2D3005 Mode : Mode 25 IMEI : 355156850101198/355156850101206 Plane : Z with Accessory MCSO Power setting 8</p>	<p>Site : 03CH01-SZ Condition : PEAK(U-NII)_6E 3m HF_ANT(3117)_22 HORIZONTAL Project : 2D3005 Mode : Mode 25 IMEI : 355156850101198/355156850101206 Plane : Z with Accessory MCSO Power setting 8</p>
Avg.	<p>Site : 03CH01-SZ Condition : AVG(U-NII)_6E 3m HF_ANT(3117)_22 HORIZONTAL Project : 2D3005 Mode : Mode 25 IMEI : 355156850101198/355156850101206 Plane : Z with Accessory MCSO Power setting 8</p>	<p>Site : 03CH01-SZ Condition : AVG(U-NII)_6E 3m HF_ANT(3117)_22 HORIZONTAL Project : 2D3005 Mode : Mode 25 IMEI : 355156850101198/355156850101206 Plane : Z with Accessory MCSO Power setting 8</p>



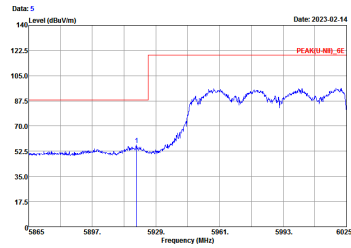
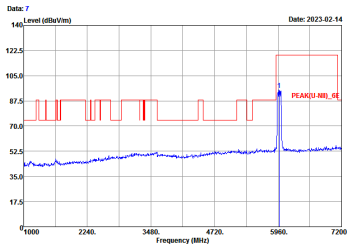
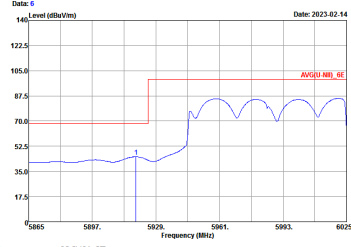
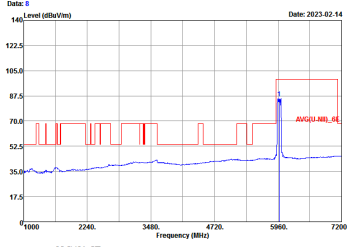
WIFI	U-NII 5 - 5925-6425MHz Band Edge @ 3m	
ANT	802.11be EHT40 Full H03 5965MHz	
5+4	Vertical	Fundamental
Peak	<p>Date: 5 Date: 2023-02-13</p> <p>Site : 03CH01-SZ Condition : PEAK(U-NII)_6E 3m HF_ANT(3117)_22 VERTICAL Project : 2D3005 Mode : Mode 25 IMEI : 355156850101198/355156850101206 Plane : Z with Accessory : MCSO Power setting 8</p>	<p>Date: 7 Date: 2023-02-13</p> <p>Site : 03CH01-SZ Condition : PEAK(U-NII)_6E 3m HF_ANT(3117)_22 VERTICAL Project : 2D3005 Mode : Mode 25 IMEI : 355156850101198/355156850101206 Plane : Z with Accessory : MCSO Power setting 8</p>
Avg.	<p>Date: 6 Date: 2023-02-13</p> <p>Site : 03CH01-SZ Condition : AVG(U-NII)_6E 3m HF_ANT(3117)_22 VERTICAL Project : 2D3005 Mode : Mode 25 IMEI : 355156850101198/355156850101206 Plane : Z with Accessory : MCSO Power setting 8</p>	<p>Date: 8 Date: 2023-02-13</p> <p>Site : 03CH01-SZ Condition : AVG(U-NII)_6E 3m HF_ANT(3117)_22 VERTICAL Project : 2D3005 Mode : Mode 25 IMEI : 355156850101198/355156850101206 Plane : Z with Accessory : MCSO Power setting 8</p>



U-NII 5 - 5925-6425MHzMHz
WIFI 802.11be EHT80 Full (Band Edge @ 3m)

WIFI	U-NII 5 - 5925-6425MHz Band Edge @ 3m	
ANT	802.11be EHT80 Full CH07 5985MHz	
5+4	Horizontal	Fundamental
Peak	 <p>Date: 1 Level (dBuV/m) Date: 2023-02-13</p> <p>Site : 03CH01-SZ Condition : PEAK(U-NII)_6E 3m HF_ANT(3117)_22 HORIZONTAL Project : 2D3005 Mode : Mode 36 IMEI : 355156850101198/355156850101206 Plane : Z with Accessory MCSO Power setting 10.5</p>	 <p>Date: 3 Level (dBuV/m) Date: 2023-02-13</p> <p>Site : 03CH01-SZ Condition : PEAK(U-NII)_6E 3m HF_ANT(3117)_22 HORIZONTAL Project : 2D3005 Mode : Mode 36 IMEI : 355156850101198/355156850101206 Plane : Z with Accessory MCSO Power setting 10.5</p>
Avg.	 <p>Date: 2 Level (dBuV/m) Date: 2023-02-13</p> <p>Site : 03CH01-SZ Condition : AVG(U-NII)_6E 3m HF_ANT(3117)_22 HORIZONTAL Project : 2D3005 Mode : Mode 36 IMEI : 355156850101198/355156850101206 Plane : Z with Accessory MCSO Power setting 10.5</p>	 <p>Date: 4 Level (dBuV/m) Date: 2023-02-13</p> <p>Site : 03CH01-SZ Condition : AVG(U-NII)_6E 3m HF_ANT(3117)_22 HORIZONTAL Project : 2D3005 Mode : Mode 36 IMEI : 355156850101198/355156850101206 Plane : Z with Accessory MCSO Power setting 10.5</p>

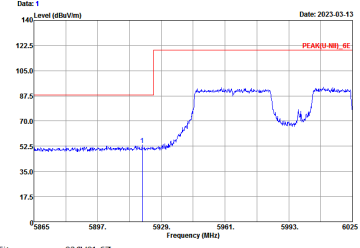
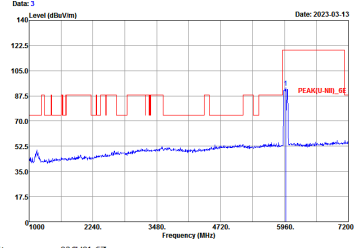
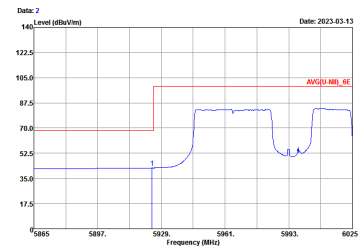
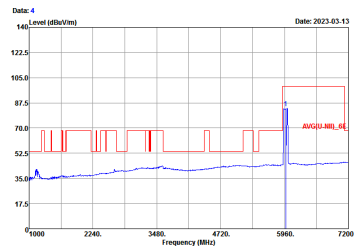


WIFI	U-NII 5 - 5925-6425MHz Band Edge @ 3m	
ANT	802.11be EHT80 Full CH07 5985MHz	
5+4	Vertical	Fundamental
Peak	 <p>Date: 5 Level (dBuV/m) 140 122.5 105.0 87.5 70.0 52.5 35.0 17.5 5865 5887 5929 5961 5993 6025 Frequency (MHz)</p> <p>Site : 03CH01-SZ Condition : PEAK(U-NII)_6E 3m HF_ANT(3117)_22 VERTICAL Project : 2D3005 Mode : Mode 36 IMEI : 355156850101198/355156850101206 Plane : Z with Accessory MCSO Power setting 10.5</p>	 <p>Date: 7 Level (dBuV/m) 140 122.5 105.0 87.5 70.0 52.5 35.0 17.5 1000 2240 3480 4720 5960 7200 Frequency (MHz)</p> <p>Site : 03CH01-SZ Condition : PEAK(U-NII)_6E 3m HF_ANT(3117)_22 VERTICAL Project : 2D3005 Mode : Mode 36 IMEI : 355156850101198/355156850101206 Plane : Z with Accessory MCSO Power setting 10.5</p>
Avg.	 <p>Date: 6 Level (dBuV/m) 140 122.5 105.0 87.5 70.0 52.5 35.0 17.5 5865 5887 5929 5961 5993 6025 Frequency (MHz)</p> <p>Site : 03CH01-SZ Condition : AVG(U-NII)_6E 3m HF_ANT(3117)_22 VERTICAL Project : 2D3005 Mode : Mode 36 IMEI : 355156850101198/355156850101206 Plane : Z with Accessory MCSO Power setting 10.5</p>	 <p>Date: 8 Level (dBuV/m) 140 122.5 105.0 87.5 70.0 52.5 35.0 17.5 1000 2240 3480 4720 5960 7200 Frequency (MHz)</p> <p>Site : 03CH01-SZ Condition : AVG(U-NII)_6E 3m HF_ANT(3117)_22 VERTICAL Project : 2D3005 Mode : Mode 36 IMEI : 355156850101198/355156850101206 Plane : Z with Accessory MCSO Power setting 10.5</p>

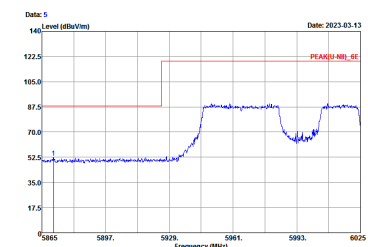
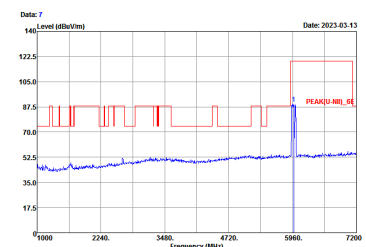
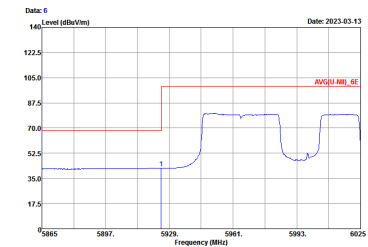
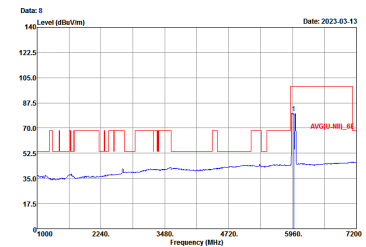


U-NII 5 - 5925-6425MHzMHz

WIFI 802.11be EHT80 Puncturing 20M_3 (Band Edge @ 3m)

WIFI	U-NII 5 - 5925-6425MHz Band Edge @ 3m	
ANT	802.11be EHT80 Puncturing 20M_3 CH07 5985MHz	
5+4	Horizontal	Fundamental
Peak	 <p>Site : 03CH01-SZ Condition : PEAK(U-NII)_6E 3m HF_ANT(3117)_22 HORIZONTAL Project : 2D3005 Mode : Mode 68 IMEI : 355156850101099/355156850101107 Plane : Z with Accessory MCSO Power setting 5.5 Puncturing 20M 484+242/3</p>	 <p>Site : 03CH01-SZ Condition : PEAK(U-NII)_6E 3m HF_ANT(3117)_22 HORIZONTAL Project : 2D3005 Mode : Mode 68 IMEI : 355156850101099/355156850101107 Plane : Z with Accessory MCSO Power setting 5.5 Puncturing 20M 484+242/3</p>
Avg.	 <p>Site : 03CH01-SZ Condition : AVG(U-NII)_6E 3m HF_ANT(3117)_22 HORIZONTAL Project : 2D3005 Mode : Mode 68 IMEI : 355156850101099/355156850101107 Plane : Z with Accessory MCSO Power setting 5.5 Puncturing 20M 484+242/3</p>	 <p>Site : 03CH01-SZ Condition : AVG(U-NII)_6E 3m HF_ANT(3117)_22 HORIZONTAL Project : 2D3005 Mode : Mode 68 IMEI : 355156850101099/355156850101107 Plane : Z with Accessory MCSO Power setting 5.5 Puncturing 20M 484+242/3</p>

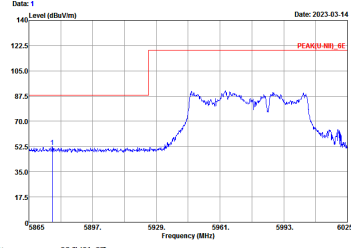
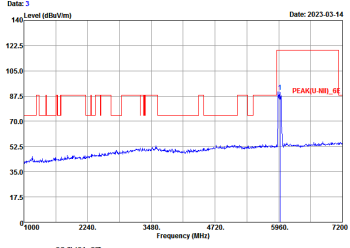
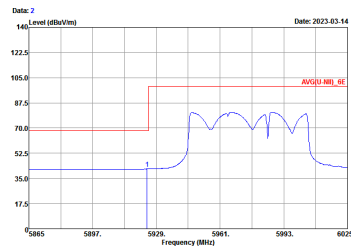
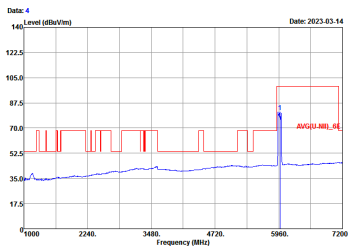


WIFI	U-NII 5 - 5925-6425MHz Band Edge @ 3m	
ANT	802.11be EHT80 Puncturing 20M_ 3 CH07 5985MHz	
5+4	Vertical	Fundamental
<p>Peak</p>	 <p>Date: 5 Date: 2023-03-13</p> <p>Site : 03CH01-SZ Condition : PEAK(U-NII)_6E 3m HF_ANT(3117)_22 VERTICAL Project : 2D3005 Mode : Mode 68 IMEI : 355156850101099/355156850101107 Plane : Z with Accessory MCSO Power setting 5.5 Puncturing 20M 484+242/3</p>	 <p>Date: 7 Date: 2023-03-13</p> <p>Site : 03CH01-SZ Condition : PEAK(U-NII)_6E 3m HF_ANT(3117)_22 VERTICAL Project : 2D3005 Mode : Mode 68 IMEI : 355156850101099/355156850101107 Plane : Z with Accessory MCSO Power setting 5.5 Puncturing 20M 484+242/3</p>
<p>Avg.</p>	 <p>Date: 6 Date: 2023-03-13</p> <p>Site : 03CH01-SZ Condition : AVG(U-NII)_6E 3m HF_ANT(3117)_22 VERTICAL Project : 2D3005 Mode : Mode 68 IMEI : 355156850101099/355156850101107 Plane : Z with Accessory MCSO Power setting 5.5 Puncturing 20M 484+242/3</p>	 <p>Date: 8 Date: 2023-03-13</p> <p>Site : 03CH01-SZ Condition : AVG(U-NII)_6E 3m HF_ANT(3117)_22 VERTICAL Project : 2D3005 Mode : Mode 68 IMEI : 355156850101099/355156850101107 Plane : Z with Accessory MCSO Power setting 5.5 Puncturing 20M 484+242/3</p>

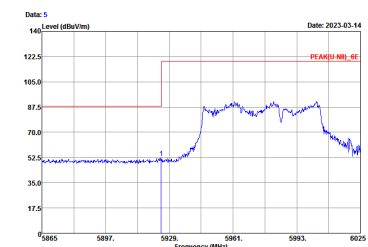
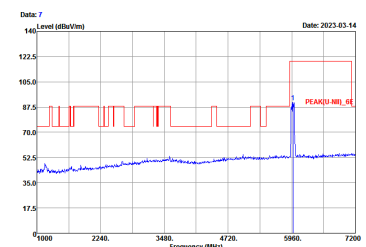
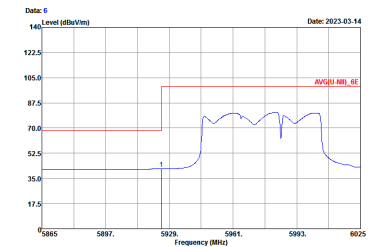
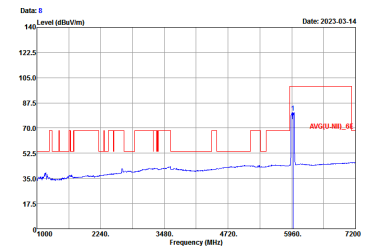


U-NII 5 - 5925-6425MHzMHz

WIFI 802.11be EHT80 Large RU 484+242_4 (Band Edge @ 3m)

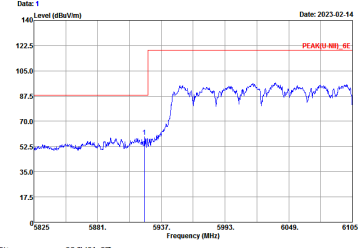
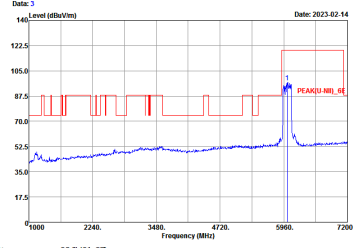
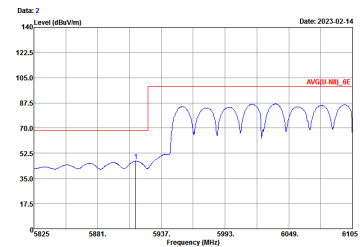
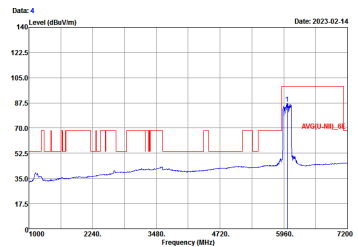
WIFI	U-NII 5 - 5925-6425MHz Band Edge @ 3m	
ANT	802.11be EHT80 Large RU 484+242_4 CH07 5985MHz	
5+4	Horizontal	Fundamental
Peak	 <p>Date: 1 Date: 2023-03-14</p> <p>Site : 03CH01-SZ Condition : PEAK(U-NII)_6E 3m HF_ANT(3117)_22 HORIZONTAL Project : 2D3005 Mode : Mode 80 IMEI : 355156850101099/355156850101107 Plane : Z with Accessory MCSO Power setting 5 Large RU 484+242/4</p>	 <p>Date: 3 Date: 2023-03-14</p> <p>Site : 03CH01-SZ Condition : PEAK(U-NII)_6E 3m HF_ANT(3117)_22 HORIZONTAL Project : 2D3005 Mode : Mode 80 IMEI : 355156850101099/355156850101107 Plane : Z with Accessory MCSO Power setting 5 Large RU 484+242/4</p>
Avg.	 <p>Date: 2 Date: 2023-03-14</p> <p>Site : 03CH01-SZ Condition : AVG(U-NII)_6E 3m HF_ANT(3117)_22 HORIZONTAL Project : 2D3005 Mode : Mode 80 IMEI : 355156850101099/355156850101107 Plane : Z with Accessory MCSO Power setting 5 Large RU 484+242/4</p>	 <p>Date: 4 Date: 2023-03-14</p> <p>Site : 03CH01-SZ Condition : AVG(U-NII)_6E 3m HF_ANT(3117)_22 HORIZONTAL Project : 2D3005 Mode : Mode 80 IMEI : 355156850101099/355156850101107 Plane : Z with Accessory MCSO Power setting 5 Large RU 484+242/4</p>



WIFI	U-NII 5 - 5925-6425MHz Band Edge @ 3m	
ANT	802.11be EHT80 Large RU 484+242_4 CH07 5985MHz	
5+4	Vertical	Fundamental
Peak	 <p>Date: 5 Date: 2023-03-14</p> <p>Site : 03CH01-SZ Condition : PEAK(U-NII)_6E 3m HF_ANT(3117)_22 VERTICAL Project : 2D3005 Mode : Mode 80 IMEI : 355156850101099/355156850101107 Plane : Z with Accessory MCSO Power setting 5 Large RU 484+242/4</p>	 <p>Date: 7 Date: 2023-03-14</p> <p>Site : 03CH01-SZ Condition : PEAK(U-NII)_6E 3m HF_ANT(3117)_22 VERTICAL Project : 2D3005 Mode : Mode 80 IMEI : 355156850101099/355156850101107 Plane : Z with Accessory MCSO Power setting 5 Large RU 484+242/4</p>
Avg.	 <p>Date: 6 Date: 2023-03-14</p> <p>Site : 03CH01-SZ Condition : AVG(U-NII)_6E 3m HF_ANT(3117)_22 VERTICAL Project : 2D3005 Mode : Mode 80 IMEI : 355156850101099/355156850101107 Plane : Z with Accessory MCSO Power setting 5 Large RU 484+242/4</p>	 <p>Date: 8 Date: 2023-03-14</p> <p>Site : 03CH01-SZ Condition : AVG(U-NII)_6E 3m HF_ANT(3117)_22 VERTICAL Project : 2D3005 Mode : Mode 80 IMEI : 355156850101099/355156850101107 Plane : Z with Accessory MCSO Power setting 5 Large RU 484+242/4</p>



**U-NII 5 - 5925-6425MHzMHz
WIFI 802.11be EHT160 Full (Band Edge @ 3m)**

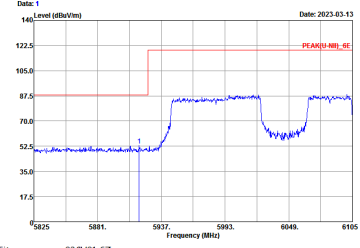
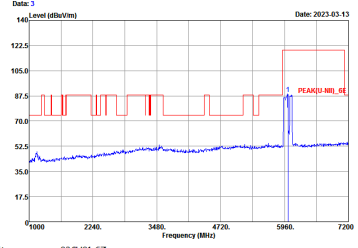
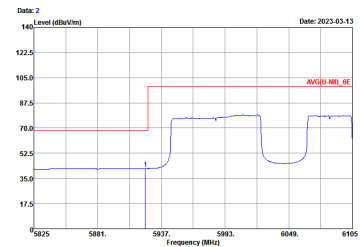
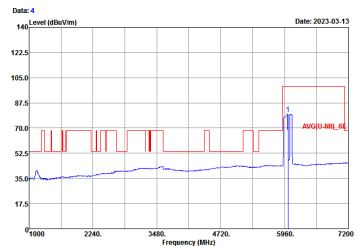
WIFI	U-NII 5 - 5925-6425MHz Band Edge @ 3m	
ANT	802.11be EHT160 Full CH15 6025MHz	
5+4	Horizontal	Fundamental
<p align="center">Peak</p>	 <p>Date: 1 Level (dBuV/m) Date: 2023-02-14</p> <p>Site : 03CH01-SZ Condition : PEAK(U-NII)_6E 3m HF_ANT(3117)_22 HORIZONTAL Project : 2D3005 Mode : Mode 45 IMEI : 355156850101198/355156850101206 Plane : Z with Accessory MCS0 Power setting 10</p>	 <p>Date: 3 Level (dBuV/m) Date: 2023-02-14</p> <p>Site : 03CH01-SZ Condition : PEAK(U-NII)_6E 3m HF_ANT(3117)_22 HORIZONTAL Project : 2D3005 Mode : Mode 45 IMEI : 355156850101198/355156850101206 Plane : Z with Accessory MCS0 Power setting 10</p>
<p align="center">Avg.</p>	 <p>Date: 2 Level (dBuV/m) Date: 2023-02-14</p> <p>Site : 03CH01-SZ Condition : AVG(U-NII)_6E 3m HF_ANT(3117)_22 HORIZONTAL Project : 2D3005 Mode : Mode 45 IMEI : 355156850101198/355156850101206 Plane : Z with Accessory MCS0 Power setting 10</p>	 <p>Date: 4 Level (dBuV/m) Date: 2023-02-14</p> <p>Site : 03CH01-SZ Condition : AVG(U-NII)_6E 3m HF_ANT(3117)_22 HORIZONTAL Project : 2D3005 Mode : Mode 45 IMEI : 355156850101198/355156850101206 Plane : Z with Accessory MCS0 Power setting 10</p>



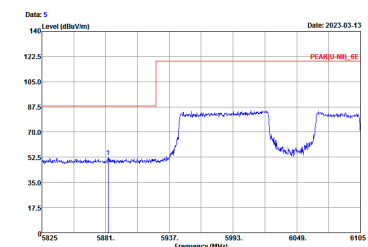
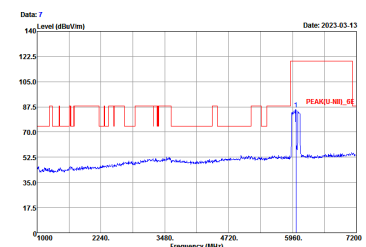
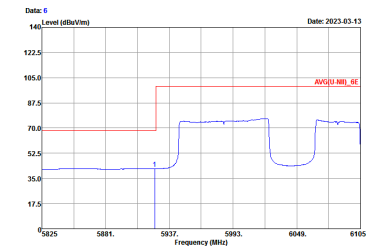
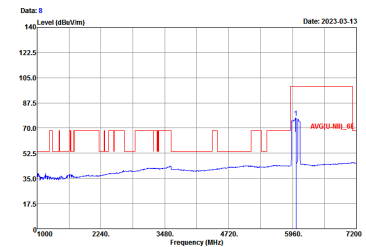
WIFI	U-NII 5 - 5925-6425MHz Band Edge @ 3m	
ANT	802.11be EHT160 Full CH15 6025MHz	
5+4	Vertical	Fundamental
Peak	<p> Date: 5 140 Level (dBm/Vm) 122.5 105.0 87.5 70.0 52.5 35.0 17.5 5825 5881 5937 5993 6049 6105 Frequency (MHz) PEAK(U-NII)_BE Site : 03CH01-SZ Condition : PEAK(U-NII)_6E 3m HF_ANT(3117)_22 VERTICAL Project : 2D3005 Mode : Mode 45 IMEI : 355156850101198/355156850101206 Plane : Z with Accessory : MCS0 Power setting 10 </p>	<p> Date: 7 140 Level (dBm/Vm) 122.5 105.0 87.5 70.0 52.5 35.0 17.5 1000 2240 3480 4720 5960 7200 Frequency (MHz) PEAK(U-NII)_BE Site : 03CH01-SZ Condition : PEAK(U-NII)_6E 3m HF_ANT(3117)_22 VERTICAL Project : 2D3005 Mode : Mode 45 IMEI : 355156850101198/355156850101206 Plane : Z with Accessory : MCS0 Power setting 10 </p>
Avg.	<p> Date: 6 140 Level (dBm/Vm) 122.5 105.0 87.5 70.0 52.5 35.0 17.5 5825 5881 5937 5993 6049 6105 Frequency (MHz) AVG(U-NII)_BE Site : 03CH01-SZ Condition : AVG(U-NII)_6E 3m HF_ANT(3117)_22 VERTICAL Project : 2D3005 Mode : Mode 45 IMEI : 355156850101198/355156850101206 Plane : Z with Accessory : MCS0 Power setting 10 </p>	<p> Date: 8 140 Level (dBm/Vm) 122.5 105.0 87.5 70.0 52.5 35.0 17.5 1000 2240 3480 4720 5960 7200 Frequency (MHz) AVG(U-NII)_BE Site : 03CH01-SZ Condition : AVG(U-NII)_6E 3m HF_ANT(3117)_22 VERTICAL Project : 2D3005 Mode : Mode 45 IMEI : 355156850101198/355156850101206 Plane : Z with Accessory : MCS0 Power setting 10 </p>



U-NII 5 - 5925-6425MHzMHz
WIFI 802.11be EHT160 Puncturing 40M_3 (Band Edge @ 3m)

WIFI	U-NII 5 - 5925-6425MHz Band Edge @ 3m	
ANT	802.11be EHT160 Puncturing 40M_3 CH15 6025MHz	
5+4	Horizontal	Fundamental
Peak	 <p>Date: 1 Level (dBuV/m) Date: 2023-03-13</p> <p>Site : 03CH01-SZ Condition : PEAK(U-NII)_6E 3m HF_ANT(3117)_22 HORIZONTAL Project : 2D3005 Mode : Mode 70 IMEI : 355156850101099/355156850101107 Plane : Z with Accessory MCSO Power setting 5 Puncturing 40M 996+484/3</p>	 <p>Date: 3 Level (dBuV/m) Date: 2023-03-13</p> <p>Site : 03CH01-SZ Condition : PEAK(U-NII)_6E 3m HF_ANT(3117)_22 HORIZONTAL Project : 2D3005 Mode : Mode 70 IMEI : 355156850101099/355156850101107 Plane : Z with Accessory MCSO Power setting 5 Puncturing 40M 996+484/3</p>
Avg.	 <p>Date: 2 Level (dBuV/m) Date: 2023-03-13</p> <p>Site : 03CH01-SZ Condition : AVG(U-NII)_6E 3m HF_ANT(3117)_22 HORIZONTAL Project : 2D3005 Mode : Mode 70 IMEI : 355156850101099/355156850101107 Plane : Z with Accessory MCSO Power setting 5 Puncturing 40M 996+484/3</p>	 <p>Date: 4 Level (dBuV/m) Date: 2023-03-13</p> <p>Site : 03CH01-SZ Condition : AVG(U-NII)_6E 3m HF_ANT(3117)_22 HORIZONTAL Project : 2D3005 Mode : Mode 70 IMEI : 355156850101099/355156850101107 Plane : Z with Accessory MCSO Power setting 5 Puncturing 40M 996+484/3</p>

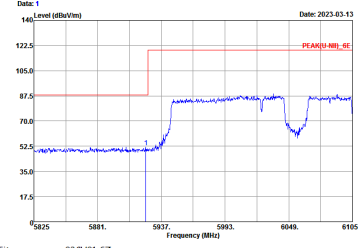
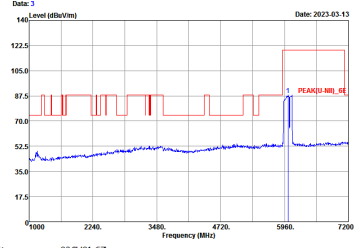
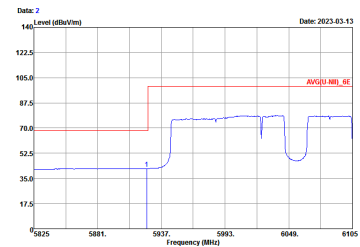
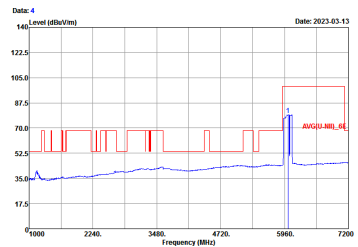


WIFI	U-NII 5 - 5925-6425MHz Band Edge @ 3m	
ANT	802.11be EHT160 Puncturing 40M_3 CH15 6025MHz	
5+4	Vertical	Fundamental
Peak	 <p> Date: 5 Level (dBuV/m) Frequency (MHz) PEAK(U-NII)_BE </p> <p> Site : 03CH01-SZ Condition : PEAK(U-NII)_6E 3m HF_ANT(3117)_22 VERTICAL Project : 203005 Mode : Mode 70 IMEI : 355156850101099/355156850101107 Plane : Z with Accessory : MCSO Power setting 5 : Puncturing 40M 996+484/3 </p>	 <p> Date: 7 Level (dBuV/m) Frequency (MHz) PEAK(U-NII)_BE </p> <p> Site : 03CH01-SZ Condition : PEAK(U-NII)_6E 3m HF_ANT(3117)_22 VERTICAL Project : 203005 Mode : Mode 70 IMEI : 355156850101099/355156850101107 Plane : Z with Accessory : MCSO Power setting 5 : Puncturing 40M 996+484/3 </p>
Avg.	 <p> Date: 6 Level (dBuV/m) Frequency (MHz) AVG(U-NII)_BE </p> <p> Site : 03CH01-SZ Condition : AVG(U-NII)_6E 3m HF_ANT(3117)_22 VERTICAL Project : 203005 Mode : Mode 70 IMEI : 355156850101099/355156850101107 Plane : Z with Accessory : MCSO Power setting 5 : Puncturing 40M 996+484/3 </p>	 <p> Date: 8 Level (dBuV/m) Frequency (MHz) AVG(U-NII)_BE </p> <p> Site : 03CH01-SZ Condition : AVG(U-NII)_6E 3m HF_ANT(3117)_22 VERTICAL Project : 203005 Mode : Mode 70 IMEI : 355156850101099/355156850101107 Plane : Z with Accessory : MCSO Power setting 5 : Puncturing 40M 996+484/3 </p>

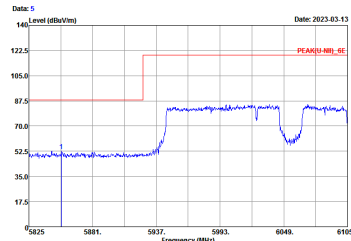
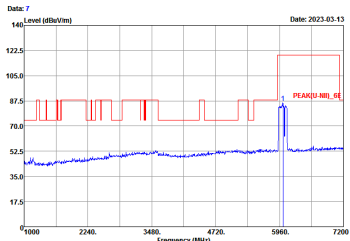
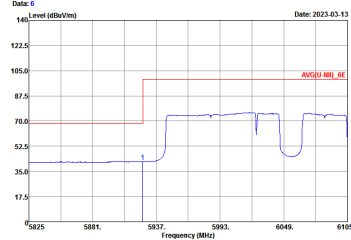
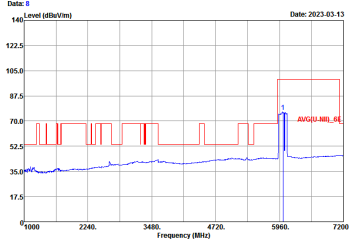


U-NII 5 - 5925-6425MHzMHz

WIFI 802.11be EHT160 Puncturing 20M_6 (Band Edge @ 3m)

WIFI	U-NII 5 - 5925-6425MHz Band Edge @ 3m	
ANT	802.11be EHT160 Puncturing 20M_6 CH15 6025MHz	
5+4	Horizontal	Fundamental
Peak	 <p>Date: 1 Level (dBuV/m) Date: 2023-03-13</p> <p>Site : 03CH01-SZ Condition : PEA(U-NII)_6E 3m HF_ANT(3117)_22 HORIZONTAL Project : 2D3005 Mode : Mode 72 IMEI : 355156850101099/355156850101107 Plane : Z with Accessory MCSO Power setting: 5.5 Puncturing 20M 996+484+242/6</p>	 <p>Date: 3 Level (dBuV/m) Date: 2023-03-13</p> <p>Site : 03CH01-SZ Condition : PEA(U-NII)_6E 3m HF_ANT(3117)_22 HORIZONTAL Project : 2D3005 Mode : Mode 72 IMEI : 355156850101099/355156850101107 Plane : Z with Accessory MCSO Power setting: 5.5 Puncturing 20M 996+484+242/6</p>
Avg.	 <p>Date: 2 Level (dBuV/m) Date: 2023-03-13</p> <p>Site : 03CH01-SZ Condition : AV6(U-NII)_6E 3m HF_ANT(3117)_22 HORIZONTAL Project : 2D3005 Mode : Mode 72 IMEI : 355156850101099/355156850101107 Plane : Z with Accessory MCSO Power setting: 5.5 Puncturing 20M 996+484+242/6</p>	 <p>Date: 4 Level (dBuV/m) Date: 2023-03-13</p> <p>Site : 03CH01-SZ Condition : AV6(U-NII)_6E 3m HF_ANT(3117)_22 HORIZONTAL Project : 2D3005 Mode : Mode 72 IMEI : 355156850101099/355156850101107 Plane : Z with Accessory MCSO Power setting: 5.5 Puncturing 20M 996+484+242/6</p>

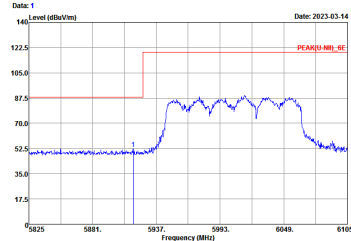
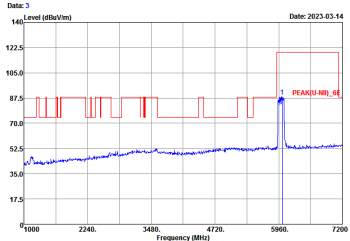
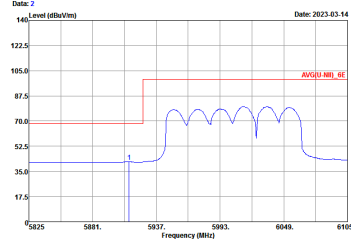
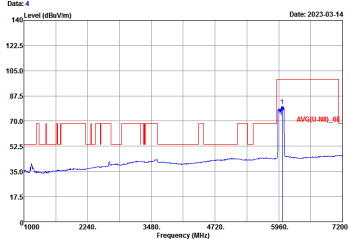


WIFI	U-NII 5 - 5925-6425MHz Band Edge @ 3m	
ANT	802.11be EHT160 Puncturing 20M_6 CH15 6025MHz	
5+4	Vertical	Fundamental
Peak	 <p>Site : 03CH01-SZ Condition : PEAK(U-NII)_6E 3m HF_ANT(3117)_22 VERTICAL Project : 203005 Mode : Mode 72 IMEI : 355156850101099/355156850101107 Plane : Z with Accessory : MCSO Power setting 5.5 : Puncturing 20M 996+484+242/6</p>	 <p>Site : 03CH01-SZ Condition : PEAK(U-NII)_6E 3m HF_ANT(3117)_22 VERTICAL Project : 203005 Mode : Mode 72 IMEI : 355156850101099/355156850101107 Plane : Z with Accessory : MCSO Power setting 5.5 : Puncturing 20M 996+484+242/6</p>
Avg.	 <p>Site : 03CH01-SZ Condition : AVG(U-NII)_6E 3m HF_ANT(3117)_22 VERTICAL Project : 203005 Mode : Mode 72 IMEI : 355156850101099/355156850101107 Plane : Z with Accessory : MCSO Power setting 5.5 : Puncturing 20M 996+484+242/6</p>	 <p>Site : 03CH01-SZ Condition : AVG(U-NII)_6E 3m HF_ANT(3117)_22 VERTICAL Project : 203005 Mode : Mode 72 IMEI : 355156850101099/355156850101107 Plane : Z with Accessory : MCSO Power setting 5.5 : Puncturing 20M 996+484+242/6</p>

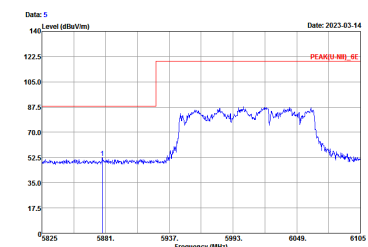
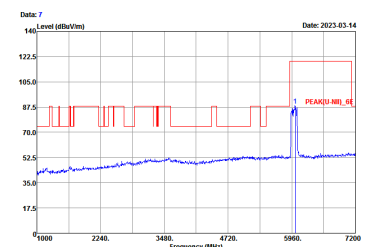
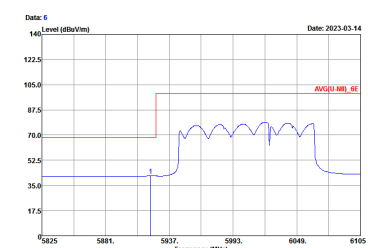
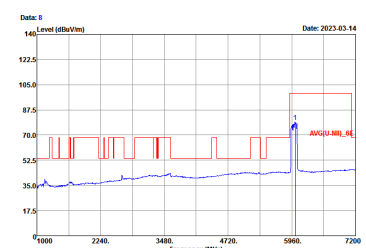


U-NII 5 - 5925-6425MHzMHz

WIFI 802.11be EHT160 Large RU 996+484_4 (Band Edge @ 3m)

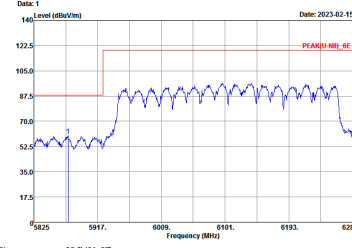
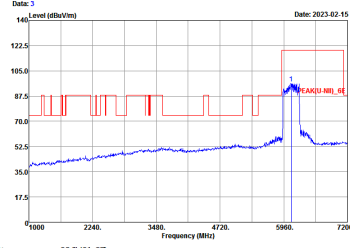
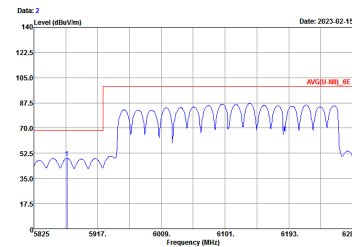
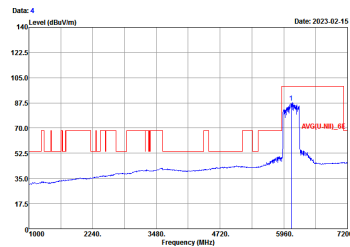
WIFI	U-NII 5 - 5925-6425MHz Band Edge @ 3m	
ANT	802.11be EHT160 Large RU 996+484_4 CH15 6025MHz	
5+4	Horizontal	Fundamental
Peak	 <p>Date: 1 Level (dBuV/m) Date: 2023-03-14</p> <p>Site : 03CH01-SZ Condition : PEAK(U-NII)_6E 3m HF_ANT(3117)_22 HORIZONTAL Project : 2D3005 Mode : Mode 82 IMEI : 355156850101099/355156850101107 Plane : Z with Accessory MCSO Power setting 4.5 Large RU 996+484/4</p>	 <p>Date: 3 Level (dBuV/m) Date: 2023-03-14</p> <p>Site : 03CH01-SZ Condition : PEAK(U-NII)_6E 3m HF_ANT(3117)_22 HORIZONTAL Project : 2D3005 Mode : Mode 82 IMEI : 355156850101099/355156850101107 Plane : Z with Accessory MCSO Power setting 4.5 Large RU 996+484/4</p>
Avg.	 <p>Date: 2 Level (dBuV/m) Date: 2023-03-14</p> <p>Site : 03CH01-SZ Condition : AVG(U-NII)_6E 3m HF_ANT(3117)_22 HORIZONTAL Project : 2D3005 Mode : Mode 82 IMEI : 355156850101099/355156850101107 Plane : Z with Accessory MCSO Power setting 4.5 Large RU 996+484/4</p>	 <p>Date: 4 Level (dBuV/m) Date: 2023-03-14</p> <p>Site : 03CH01-SZ Condition : AVG(U-NII)_6E 3m HF_ANT(3117)_22 HORIZONTAL Project : 2D3005 Mode : Mode 82 IMEI : 355156850101099/355156850101107 Plane : Z with Accessory MCSO Power setting 4.5 Large RU 996+484/4</p>



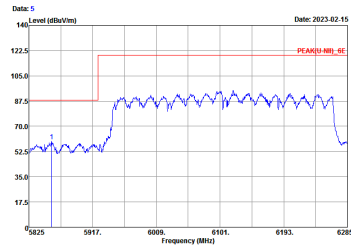
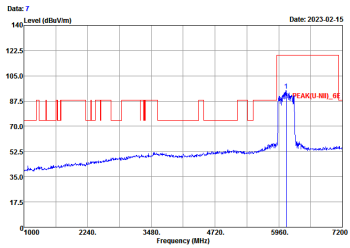
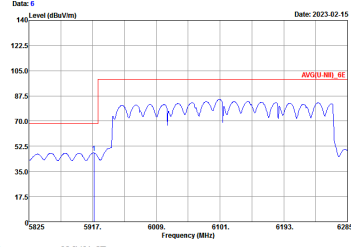
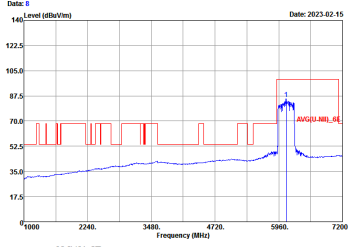
WIFI	U-NII 5 - 5925-6425MHz Band Edge @ 3m	
ANT	802.11be EHT160 Large RU 996+484_4 CH15 6025MHz	
5+4	Vertical	Fundamental
Peak	 <p>Date: 5 Date: 2023-03-14</p> <p>Site : 03CH01-SZ Condition : PEAK(U-NII)_6E 3m HF_ANT(3117)_22 VERTICAL Project : 2D3005 Mode : Mode 82 IMEI : 355156850101099/355156850101107 Plane : Z with Accessory MCSO Power setting 4.5 Large RU 996+484/4</p>	 <p>Date: 7 Date: 2023-03-14</p> <p>Site : 03CH01-SZ Condition : PEAK(U-NII)_6E 3m HF_ANT(3117)_22 VERTICAL Project : 2D3005 Mode : Mode 82 IMEI : 355156850101099/355156850101107 Plane : Z with Accessory MCSO Power setting 4.5 Large RU 996+484/4</p>
Avg.	 <p>Date: 6 Date: 2023-03-14</p> <p>Site : 03CH01-SZ Condition : AVG(U-NII)_6E 3m HF_ANT(3117)_22 VERTICAL Project : 2D3005 Mode : Mode 82 IMEI : 355156850101099/355156850101107 Plane : Z with Accessory MCSO Power setting 4.5 Large RU 996+484/4</p>	 <p>Date: 8 Date: 2023-03-14</p> <p>Site : 03CH01-SZ Condition : AVG(U-NII)_6E 3m HF_ANT(3117)_22 VERTICAL Project : 2D3005 Mode : Mode 82 IMEI : 355156850101099/355156850101107 Plane : Z with Accessory MCSO Power setting 4.5 Large RU 996+484/4</p>



**U-NII 5 - 5925-6425MHzMHz
WIFI 802.11be EHT320 Full (Band Edge @ 3m)**

WIFI	U-NII 5 - 5925-6425MHz Band Edge @ 3m	
ANT	802.11be EHT320 Full CH31 6105MHz	
5+4	Horizontal	Fundamental
Peak	 <p>Date: 1 Level (dBuV/m) Date: 2023-02-15</p> <p>Site : 03CH01-SZ Condition : PEAK(U-NII)_6E 3m HF_ANT(3117)_22 HORIZONTAL Project : 2D3005 Mode : Mode 50 IMEI : 355156850101198/355156850101206 Plane : Z with Accessory MCSO Power setting 9.5</p>	 <p>Date: 3 Level (dBuV/m) Date: 2023-02-15</p> <p>Site : 03CH01-SZ Condition : PEAK(U-NII)_6E 3m HF_ANT(3117)_22 HORIZONTAL Project : 2D3005 Mode : Mode 50 IMEI : 355156850101198/355156850101206 Plane : Z with Accessory MCSO Power setting 9.5</p>
Avg.	 <p>Date: 2 Level (dBuV/m) Date: 2023-02-15</p> <p>Site : 03CH01-SZ Condition : AVG(U-NII)_6E 3m HF_ANT(3117)_22 HORIZONTAL Project : 2D3005 Mode : Mode 50 IMEI : 355156850101198/355156850101206 Plane : Z with Accessory MCSO Power setting 9.5</p>	 <p>Date: 4 Level (dBuV/m) Date: 2023-02-15</p> <p>Site : 03CH01-SZ Condition : AVG(U-NII)_6E 3m HF_ANT(3117)_22 HORIZONTAL Project : 2D3005 Mode : Mode 50 IMEI : 355156850101198/355156850101206 Plane : Z with Accessory MCSO Power setting 9.5</p>

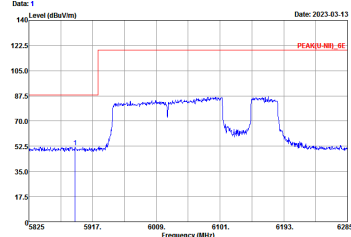
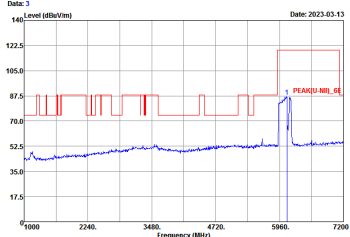
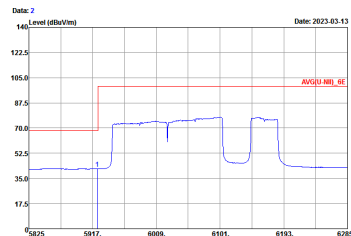
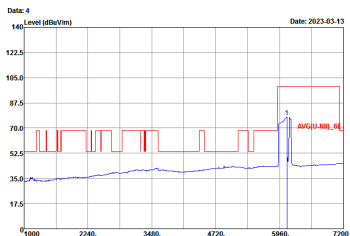


WIFI	U-NII 5 - 5925-6425MHz Band Edge @ 3m	
ANT	802.11be EHT320 Full CH31 6105MHz	
5+4	Vertical	Fundamental
Peak	 <p>Site : 03CH01-SZ Condition : PEAK(U-NII)_6E 3m HF_ANT(3117)_22 VERTICAL Project : 2D3005 Mode : Mode 50 IMEI : 355156850101198/355156850101206 Plane : Z with Accessory : MCS0 Power setting 9.5</p>	 <p>Site : 03CH01-SZ Condition : PEAK(U-NII)_6E 3m HF_ANT(3117)_22 VERTICAL Project : 2D3005 Mode : Mode 50 IMEI : 355156850101198/355156850101206 Plane : Z with Accessory : MCS0 Power setting 9.5</p>
Avg.	 <p>Site : 03CH01-SZ Condition : AVG(U-NII)_6E 3m HF_ANT(3117)_22 VERTICAL Project : 2D3005 Mode : Mode 50 IMEI : 355156850101198/355156850101206 Plane : Z with Accessory : MCS0 Power setting 9.5</p>	 <p>Site : 03CH01-SZ Condition : AVG(U-NII)_6E 3m HF_ANT(3117)_22 VERTICAL Project : 2D3005 Mode : Mode 50 IMEI : 355156850101198/355156850101206 Plane : Z with Accessory : MCS0 Power setting 9.5</p>

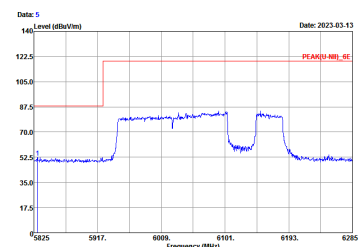
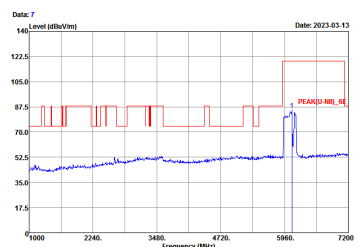
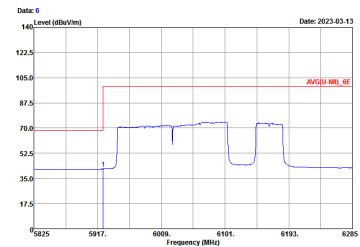
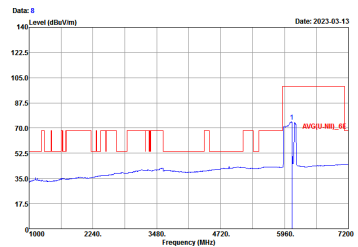


U-NII 5 - 5925-6425MHzMHz

WIFI 802.11be EHT320 Puncturing 80M+40M_5 (Band Edge @ 3m)

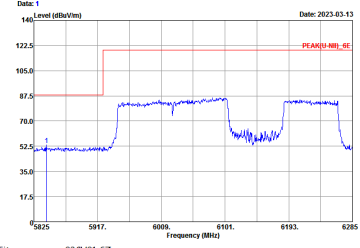
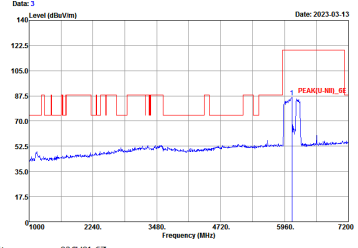
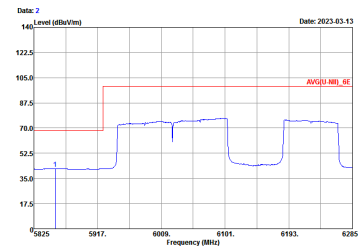
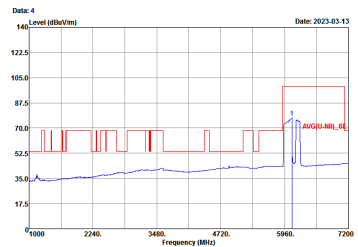
WIFI	U-NII 5 - 5925-6425MHz Band Edge @ 3m	
ANT	802.11be EHT320 Puncturing 80M+40M_5 CH31 6105MHz	
5+4	Horizontal	Fundamental
Peak	 <p>Date: 1 Level (dBuV/m) Date: 2023-03-13</p> <p>Site : 03CH01-SZ Condition : PEAK(U-NII)_6E 3m HF_ANT(3117)_22 HORIZONTAL Project : 2D3005 Mode : Mode 74 IMEI : 355156850101099/355156850101107 Plane : Z with Accessory MCSO Power setting 4.5 Puncturing 80+40M 2*996+484/5</p>	 <p>Date: 3 Level (dBuV/m) Date: 2023-03-13</p> <p>Site : 03CH01-SZ Condition : PEAK(U-NII)_6E 3m HF_ANT(3117)_22 HORIZONTAL Project : 2D3005 Mode : Mode 74 IMEI : 355156850101099/355156850101107 Plane : Z with Accessory MCSO Power setting 4.5 Puncturing 80+40M 2*996+484/5</p>
Avg.	 <p>Date: 2 Level (dBuV/m) Date: 2023-03-13</p> <p>Site : 03CH01-SZ Condition : AVG(U-NII)_6E 3m HF_ANT(3117)_22 HORIZONTAL Project : 2D3005 Mode : Mode 74 IMEI : 355156850101099/355156850101107 Plane : Z with Accessory MCSO Power setting 4.5 Puncturing 80+40M 2*996+484/5</p>	 <p>Date: 4 Level (dBuV/m) Date: 2023-03-13</p> <p>Site : 03CH01-SZ Condition : AVG(U-NII)_6E 3m HF_ANT(3117)_22 HORIZONTAL Project : 2D3005 Mode : Mode 74 IMEI : 355156850101099/355156850101107 Plane : Z with Accessory MCSO Power setting 4.5 Puncturing 80+40M 2*996+484/5</p>



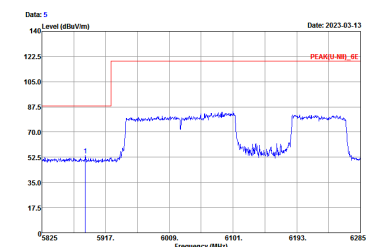
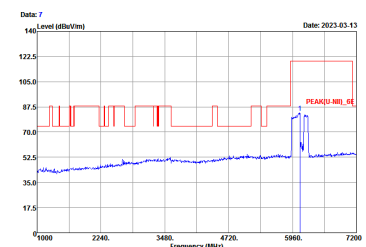
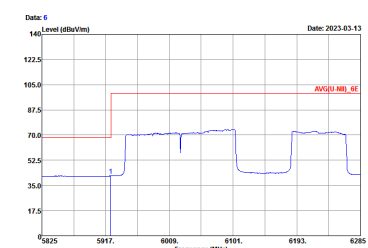
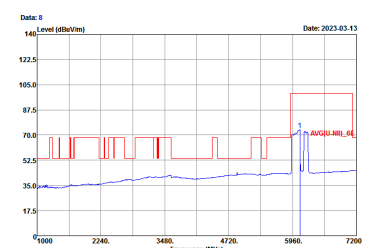
WIFI	U-NII 5 - 5925-6425MHz Band Edge @ 3m	
ANT	802.11be EHT320 Puncturing 80M+40M_5 CH31 6105MHz	
5+4	Vertical	Fundamental
Peak	 <p>Site : 03CH01-SZ Condition : PEAK(U-NII)_6E 3m HF_ANT(3117)_22 VERTICAL Project : 2D3005 Mode : Mode 74 IMEI : 355156850101099/355156850101107 Plane : Z with Accessory : MCSO Power setting 4.5 : Puncturing 80+40M 2*996+484/5</p>	 <p>Site : 03CH01-SZ Condition : PEAK(U-NII)_6E 3m HF_ANT(3117)_22 VERTICAL Project : 2D3005 Mode : Mode 74 IMEI : 355156850101099/355156850101107 Plane : Z with Accessory : MCSO Power setting 4.5 : Puncturing 80+40M 2*996+484/5</p>
Avg.	 <p>Site : 03CH01-SZ Condition : AVG(U-NII)_6E 3m HF_ANT(3117)_22 VERTICAL Project : 2D3005 Mode : Mode 74 IMEI : 355156850101099/355156850101107 Plane : Z with Accessory : MCSO Power setting 4.5 : Puncturing 80+40M 2*996+484/5</p>	 <p>Site : 03CH01-SZ Condition : AVG(U-NII)_6E 3m HF_ANT(3117)_22 VERTICAL Project : 2D3005 Mode : Mode 74 IMEI : 355156850101099/355156850101107 Plane : Z with Accessory : MCSO Power setting 4.5 : Puncturing 80+40M 2*996+484/5</p>



U-NII 5 - 5925-6425MHzMHz
WIFI 802.11be EHT320 Puncturing 80M_3 (Band Edge @ 3m)

WIFI	U-NII 5 - 5925-6425MHz Band Edge @ 3m	
ANT	802.11be EHT320 Puncturing 80M_3 CH31 6105MHz	
5+4	Horizontal	Fundamental
Peak	 <p>Date: 1 Level (dBuV/m) Date: 2023-03-13</p> <p>Site : 03CH01-SZ Condition : PEAK(U-NII)_6E 3m HF_ANT(3117)_22 HORIZONTAL Project : 2D3005 Mode : Mode 76 IMEI : 355156850101099/355156850101107 Plane : Z with Accessory MCSO Power setting 5 Puncturing 80M 3*996/3</p>	 <p>Date: 3 Level (dBuV/m) Date: 2023-03-13</p> <p>Site : 03CH01-SZ Condition : PEAK(U-NII)_6E 3m HF_ANT(3117)_22 HORIZONTAL Project : 2D3005 Mode : Mode 76 IMEI : 355156850101099/355156850101107 Plane : Z with Accessory MCSO Power setting 5 Puncturing 80M 3*996/3</p>
Avg.	 <p>Date: 2 Level (dBuV/m) Date: 2023-03-13</p> <p>Site : 03CH01-SZ Condition : AVG(U-NII)_6E 3m HF_ANT(3117)_22 HORIZONTAL Project : 2D3005 Mode : Mode 76 IMEI : 355156850101099/355156850101107 Plane : Z with Accessory MCSO Power setting 5 Puncturing 80M 3*996/3</p>	 <p>Date: 4 Level (dBuV/m) Date: 2023-03-13</p> <p>Site : 03CH01-SZ Condition : AVG(U-NII)_6E 3m HF_ANT(3117)_22 HORIZONTAL Project : 2D3005 Mode : Mode 76 IMEI : 355156850101099/355156850101107 Plane : Z with Accessory MCSO Power setting 5 Puncturing 80M 3*996/3</p>

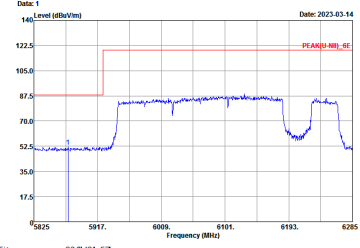
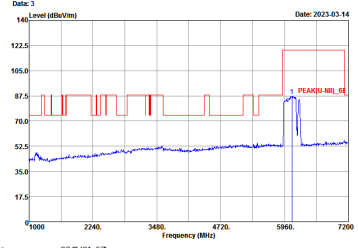
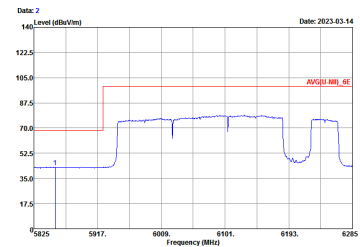
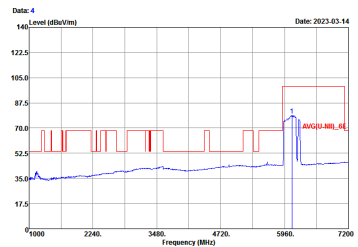


WIFI	U-NII 5 - 5925-6425MHz Band Edge @ 3m	
ANT	802.11be EHT320 Puncturing 80M_3 CH31 6105MHz	
5+4	Vertical	Fundamental
Peak	 <p>Date: 5 Date: 2023-03-13</p> <p>Site : 03CH01-SZ Condition : PEAK(U-NII)_6E 3m HF_ANT(3117)_22 VERTICAL Project : 2D3005 Mode : Mode 76 IMEI : 355156850101099/355156850101107 Plane : Z with Accessory MCSO Power setting 5 Puncturing 80M_3*996/3</p>	 <p>Date: 7 Date: 2023-03-13</p> <p>Site : 03CH01-SZ Condition : PEAK(U-NII)_6E 3m HF_ANT(3117)_22 VERTICAL Project : 2D3005 Mode : Mode 76 IMEI : 355156850101099/355156850101107 Plane : Z with Accessory MCSO Power setting 5 Puncturing 80M_3*996/3</p>
Avg.	 <p>Date: 6 Date: 2023-03-13</p> <p>Site : 03CH01-SZ Condition : AVG(U-NII)_6E 3m HF_ANT(3117)_22 VERTICAL Project : 2D3005 Mode : Mode 76 IMEI : 355156850101099/355156850101107 Plane : Z with Accessory MCSO Power setting 5 Puncturing 80M_3*996/3</p>	 <p>Date: 8 Date: 2023-03-13</p> <p>Site : 03CH01-SZ Condition : AVG(U-NII)_6E 3m HF_ANT(3117)_22 VERTICAL Project : 2D3005 Mode : Mode 76 IMEI : 355156850101099/355156850101107 Plane : Z with Accessory MCSO Power setting 5 Puncturing 80M_3*996/3</p>

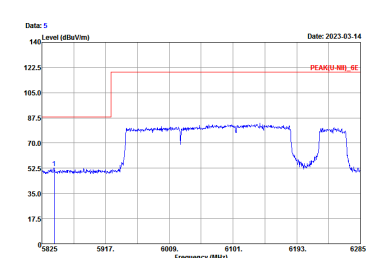
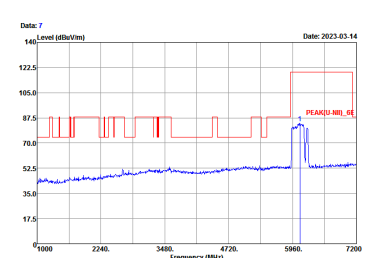
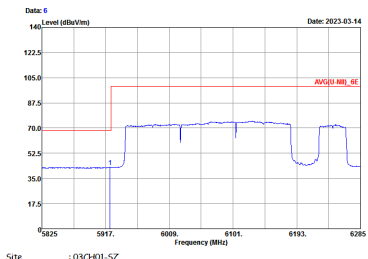
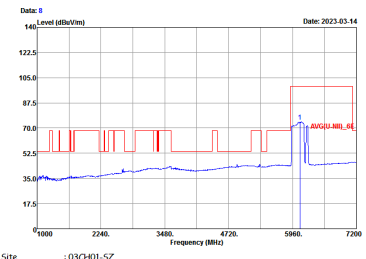


U-NII 5 - 5925-6425MHzMHz

WIFI 802.11be EHT320 Puncturing 40M_7 (Band Edge @ 3m)

WIFI	U-NII 5 - 5925-6425MHz Band Edge @ 3m	
ANT	802.11be EHT320 Puncturing 40M_7 CH31 6105MHz	
5+4	Horizontal	Fundamental
Peak	 <p>Date: 1 Date: 2023-03-14</p> <p>Site : 03CH01-SZ Condition : PEAK(U-NII)_6E 3m HF_ANT(3117)_22 HORIZONTAL Project : 2D3005 Mode : Mode 78 IMEI : 355156850101099/355156850101107 Plane : Z with Accessory MCSO Power setting: 5.5 Puncturing 40M 3*996+484/7</p>	 <p>Date: 3 Date: 2023-03-14</p> <p>Site : 03CH01-SZ Condition : PEAK(U-NII)_6E 3m HF_ANT(3117)_22 HORIZONTAL Project : 2D3005 Mode : Mode 78 IMEI : 355156850101099/355156850101107 Plane : Z with Accessory MCSO Power setting: 5.5 Puncturing 40M 3*996+484/7</p>
Avg.	 <p>Date: 2 Date: 2023-03-14</p> <p>Site : 03CH01-SZ Condition : AVG(U-NII)_6E 3m HF_ANT(3117)_22 HORIZONTAL Project : 2D3005 Mode : Mode 78 IMEI : 355156850101099/355156850101107 Plane : Z with Accessory MCSO Power setting: 5.5 Puncturing 40M 3*996+484/7</p>	 <p>Date: 4 Date: 2023-03-14</p> <p>Site : 03CH01-SZ Condition : AVG(U-NII)_6E 3m HF_ANT(3117)_22 HORIZONTAL Project : 2D3005 Mode : Mode 78 IMEI : 355156850101099/355156850101107 Plane : Z with Accessory MCSO Power setting: 5.5 Puncturing 40M 3*996+484/7</p>

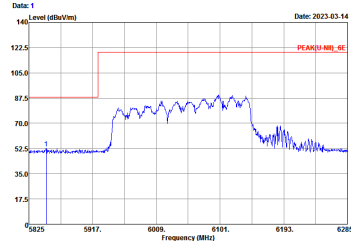
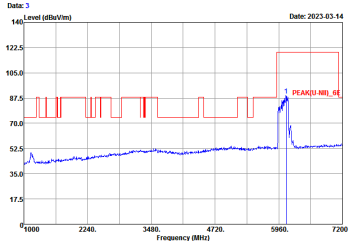
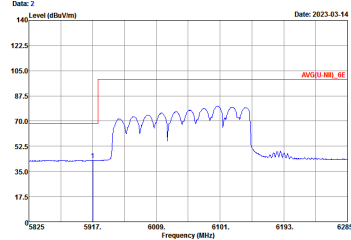
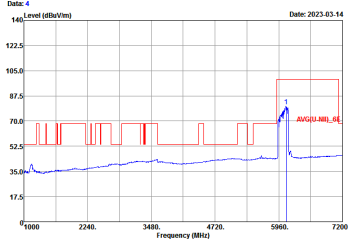


WIFI	U-NII 5 - 5925-6425MHz Band Edge @ 3m	
ANT	802.11be EHT320 Puncturing 40M_7 CH31 6105MHz	
5+4	Vertical	Fundamental
Peak	 <p>Date: 5 Date: 2023-03-14</p> <p>Site : 03CH01-SZ Condition : PEAK(U-NII)_6E 3m HF_ANT(3117)_22 VERTICAL Project : 2D3005 Mode : Mode 78 IMEI : 355156850101099/355156850101107 Plane : Z with Accessory MCSO Power setting 5.5 Puncturing 40M_3*996+484/7</p>	 <p>Date: 7 Date: 2023-03-14</p> <p>Site : 03CH01-SZ Condition : PEAK(U-NII)_6E 3m HF_ANT(3117)_22 VERTICAL Project : 2D3005 Mode : Mode 78 IMEI : 355156850101099/355156850101107 Plane : Z with Accessory MCSO Power setting 5.5 Puncturing 40M_3*996+484/7</p>
Avg.	 <p>Date: 6 Date: 2023-03-14</p> <p>Site : 03CH01-SZ Condition : AVG(U-NII)_6E 3m HF_ANT(3117)_22 VERTICAL Project : 2D3005 Mode : Mode 78 IMEI : 355156850101099/355156850101107 Plane : Z with Accessory MCSO Power setting 5.5 Puncturing 40M_3*996+484/7</p>	 <p>Date: 8 Date: 2023-03-14</p> <p>Site : 03CH01-SZ Condition : AVG(U-NII)_6E 3m HF_ANT(3117)_22 VERTICAL Project : 2D3005 Mode : Mode 78 IMEI : 355156850101099/355156850101107 Plane : Z with Accessory MCSO Power setting 5.5 Puncturing 40M_3*996+484/7</p>

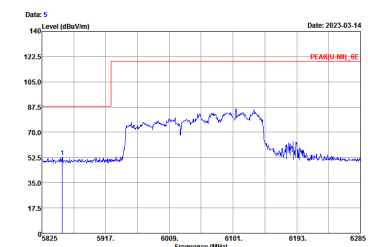
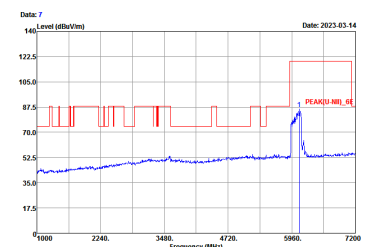
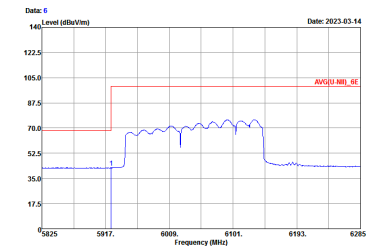
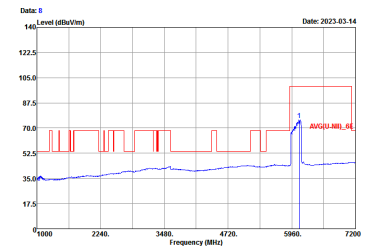


U-NII 5 - 5925-6425MHzMHz

WIFI 802.11be EHT320 Large RU 996*2+484_6 (Band Edge @ 3m)

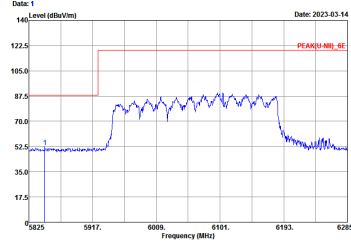
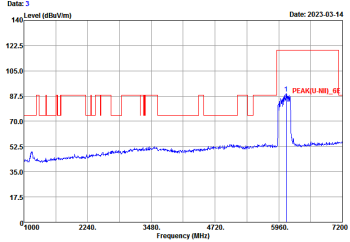
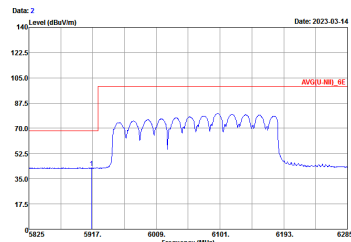
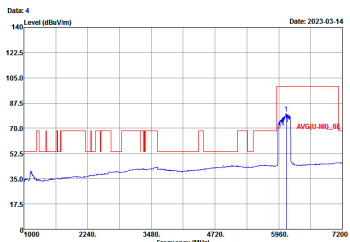
WIFI	U-NII 5 - 5925-6425MHz Band Edge @ 3m	
ANT	802.11be EHT320 Large RU 996*2+484_6 CH31 6105MHz	
5+4	Horizontal	Fundamental
Peak	 <p>Date: 1 Date: 2023-03-14</p> <p>Site : 03CH01-SZ Condition : PEAK(U-NII)_6E 3m HF_ANT(3117)_22 HORIZONTAL Project : 2D3005 Mode : Mode 84 IMEI : 355156850101099/355156850101107 Plane : Z with Accessory MCSO Power setting 2.5 Large RU 2*996+484/6</p>	 <p>Date: 3 Date: 2023-03-14</p> <p>Site : 03CH01-SZ Condition : PEAK(U-NII)_6E 3m HF_ANT(3117)_22 HORIZONTAL Project : 2D3005 Mode : Mode 84 IMEI : 355156850101099/355156850101107 Plane : Z with Accessory MCSO Power setting 2.5 Large RU 2*996+484/6</p>
Avg.	 <p>Date: 2 Date: 2023-03-14</p> <p>Site : 03CH01-SZ Condition : AVG(U-NII)_6E 3m HF_ANT(3117)_22 HORIZONTAL Project : 2D3005 Mode : Mode 84 IMEI : 355156850101099/355156850101107 Plane : Z with Accessory MCSO Power setting 2.5 Large RU 2*996+484/6</p>	 <p>Date: 4 Date: 2023-03-14</p> <p>Site : 03CH01-SZ Condition : AVG(U-NII)_6E 3m HF_ANT(3117)_22 HORIZONTAL Project : 2D3005 Mode : Mode 84 IMEI : 355156850101099/355156850101107 Plane : Z with Accessory MCSO Power setting 2.5 Large RU 2*996+484/6</p>



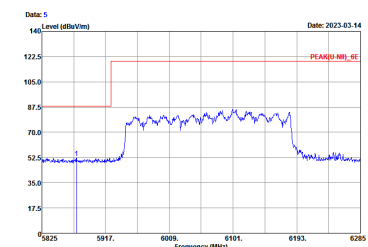
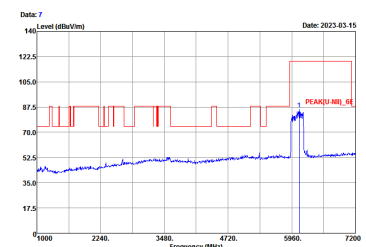
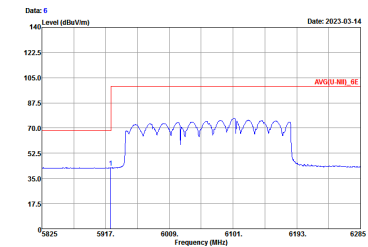
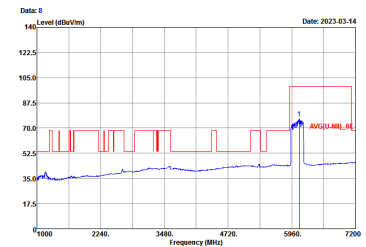
WIFI	U-NII 5 - 5925-6425MHz Band Edge @ 3m	
ANT	802.11be EHT320 Large RU 996*2+484_6 CH31 6105MHZ	
5+4	Vertical	Fundamental
Peak	 <p> Date: 5 Level (dBV/m) Date: 2023-03-14 PEAK(U-NII)_BE Frequency (MHz) </p> <p> Site : 03CH01-SZ Condition : PEAK(U-NII)_6E 3m HF_ANT(3117)_22 VERTICAL Project : 2D3005 Mode : Mode 84 IMEI : 355156850101099/355156850101107 Plane : Z with Accessory : MCSO Power setting 2.5 : Large RU 2*996+484/6 </p>	 <p> Date: 7 Level (dBV/m) Date: 2023-03-14 PEAK(U-NII)_BE Frequency (MHz) </p> <p> Site : 03CH01-SZ Condition : PEAK(U-NII)_6E 3m HF_ANT(3117)_22 VERTICAL Project : 2D3005 Mode : Mode 84 IMEI : 355156850101099/355156850101107 Plane : Z with Accessory : MCSO Power setting 2.5 : Large RU 2*996+484/6 </p>
Avg.	 <p> Date: 6 Level (dBV/m) Date: 2023-03-14 AVG(U-NII)_BE Frequency (MHz) </p> <p> Site : 03CH01-SZ Condition : AVG(U-NII)_6E 3m HF_ANT(3117)_22 VERTICAL Project : 2D3005 Mode : Mode 84 IMEI : 355156850101099/355156850101107 Plane : Z with Accessory : MCSO Power setting 2.5 : Large RU 2*996+484/6 </p>	 <p> Date: 8 Level (dBV/m) Date: 2023-03-14 AVG(U-NII)_BE Frequency (MHz) </p> <p> Site : 03CH01-SZ Condition : AVG(U-NII)_6E 3m HF_ANT(3117)_22 VERTICAL Project : 2D3005 Mode : Mode 84 IMEI : 355156850101099/355156850101107 Plane : Z with Accessory : MCSO Power setting 2.5 : Large RU 2*996+484/6 </p>



U-NII 5 - 5925-6425MHzMHz
WIFI 802.11be EHT320 Large RU 996*3_4 (Band Edge @ 3m)

WIFI	U-NII 5 - 5925-6425MHz Band Edge @ 3m	
ANT	802.11be EHT320 Large RU 996*3_4 CH31 6105MHz	
5+4	Horizontal	Fundamental
Peak	 <p>Date: 1 Level (dBuV/m) Date: 2023-03-14</p> <p>Site : 03CH01-SZ Condition : PEAK(U-NII)_6E 3m HF_ANT(3117)_22 HORIZONTAL Project : 2D3005 Mode : Mode 86 IMEI : 355156850101099/355156850101107 Plane : Z with Accessory MCSO Power setting 3.5 Large RU 3*996/4</p>	 <p>Date: 3 Level (dBuV/m) Date: 2023-03-14</p> <p>Site : 03CH01-SZ Condition : PEAK(U-NII)_6E 3m HF_ANT(3117)_22 HORIZONTAL Project : 2D3005 Mode : Mode 86 IMEI : 355156850101099/355156850101107 Plane : Z with Accessory MCSO Power setting 3.5 Large RU 3*996/4</p>
Avg.	 <p>Date: 2 Level (dBuV/m) Date: 2023-03-14</p> <p>Site : 03CH01-SZ Condition : AVG(U-NII)_6E 3m HF_ANT(3117)_22 HORIZONTAL Project : 2D3005 Mode : Mode 86 IMEI : 355156850101099/355156850101107 Plane : Z with Accessory MCSO Power setting 3.5 Large RU 3*996/4</p>	 <p>Date: 4 Level (dBuV/m) Date: 2023-03-14</p> <p>Site : 03CH01-SZ Condition : AVG(U-NII)_6E 3m HF_ANT(3117)_22 HORIZONTAL Project : 2D3005 Mode : Mode 86 IMEI : 355156850101099/355156850101107 Plane : Z with Accessory MCSO Power setting 3.5 Large RU 3*996/4</p>

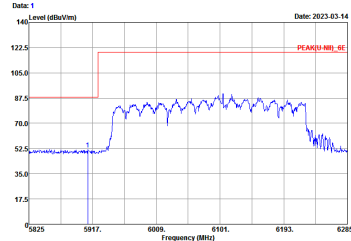
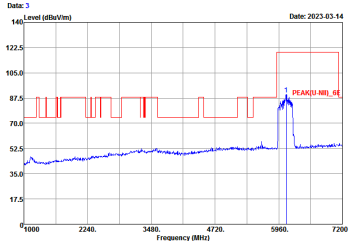
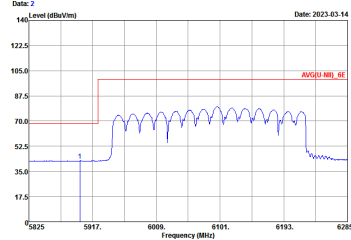
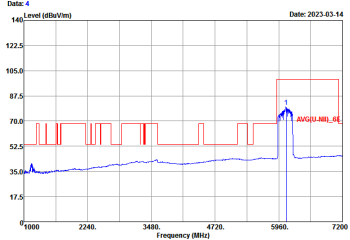


WIFI	U-NII 5 - 5925-6425MHz Band Edge @ 3m	
ANT	802.11be EHT320 Large RU 996*3_4 CH31 6105MHz	
5+4	Vertical	Fundamental
Peak	 <p>Date: 5 Date: 2023-03-14</p> <p>Site : 03CH01-SZ Condition : PEAK(U-NII)_6E 3m HF_ANT(3117)_22 VERTICAL Project : 2D3005 Mode : Mode 86 IMEI : 355156850101099/355156850101107 Plane : Z with Accessory MCSO Power setting 3.5 Large RU 3*996/4</p>	 <p>Date: 7 Date: 2023-03-15</p> <p>Site : 03CH01-SZ Condition : PEAK(U-NII)_6E 3m HF_ANT(3117)_22 VERTICAL Project : 2D3005 Mode : Mode 86 IMEI : 355156850101099/355156850101107 Plane : Z with Accessory MCSO Power setting 3.5 Large RU 3*996/4</p>
Avg.	 <p>Date: 6 Date: 2023-03-14</p> <p>Site : 03CH01-SZ Condition : AVG(U-NII)_6E 3m HF_ANT(3117)_22 VERTICAL Project : 2D3005 Mode : Mode 86 IMEI : 355156850101099/355156850101107 Plane : Z with Accessory MCSO Power setting 3.5 Large RU 3*996/4</p>	 <p>Date: 8 Date: 2023-03-14</p> <p>Site : 03CH01-SZ Condition : AVG(U-NII)_6E 3m HF_ANT(3117)_22 VERTICAL Project : 2D3005 Mode : Mode 86 IMEI : 355156850101099/355156850101107 Plane : Z with Accessory MCSO Power setting 3.5 Large RU 3*996/4</p>

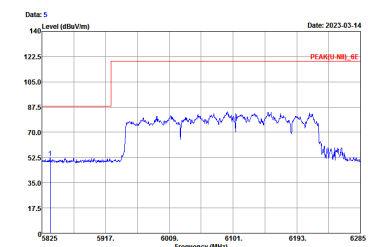
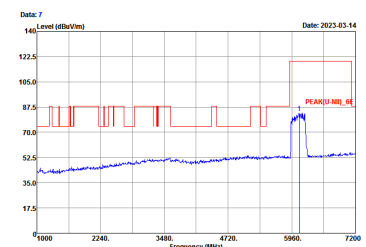
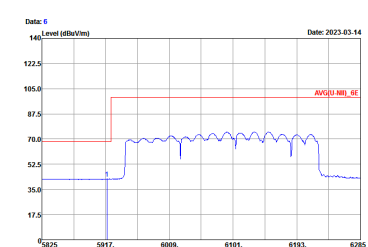
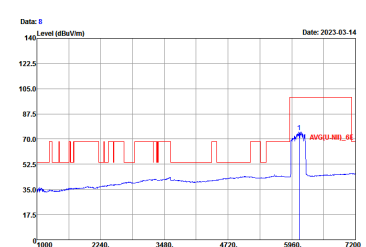


U-NII 5 - 5925-6425MHzMHz

WIFI 802.11be EHT320 Large RU 996*3+484_8 (Band Edge @ 3m)

WIFI	U-NII 5 - 5925-6425MHz Band Edge @ 3m	
ANT	802.11be EHT320 Large RU 996*3+484_8 CH31 6105MHz	
5+4	Horizontal	Fundamental
Peak	 <p>Date: 1 Level (dBm/Vm) Date: 2023-03-14</p> <p>Site : 03CH01-SZ Condition : PEAK(U-NII)_6E 3m HF_ANT(3117)_22 HORIZONTAL Project : 2D3005 Mode : Mode 88 IMEI : 355156850101099/355156850101107 Plane : Z with Accessory MCSO Power setting 5 Large RU 3*996+484/8</p>	 <p>Date: 3 Level (dBm/Vm) Date: 2023-03-14</p> <p>Site : 03CH01-SZ Condition : PEAK(U-NII)_6E 3m HF_ANT(3117)_22 HORIZONTAL Project : 2D3005 Mode : Mode 88 IMEI : 355156850101099/355156850101107 Plane : Z with Accessory MCSO Power setting 5 Large RU 3*996+484/8</p>
Avg.	 <p>Date: 2 Level (dBm/Vm) Date: 2023-03-14</p> <p>Site : 03CH01-SZ Condition : AVG(U-NII)_6E 3m HF_ANT(3117)_22 HORIZONTAL Project : 2D3005 Mode : Mode 88 IMEI : 355156850101099/355156850101107 Plane : Z with Accessory MCSO Power setting 5 Large RU 3*996+484/8</p>	 <p>Date: 4 Level (dBm/Vm) Date: 2023-03-14</p> <p>Site : 03CH01-SZ Condition : AVG(U-NII)_6E 3m HF_ANT(3117)_22 HORIZONTAL Project : 2D3005 Mode : Mode 88 IMEI : 355156850101099/355156850101107 Plane : Z with Accessory MCSO Power setting 5 Large RU 3*996+484/8</p>

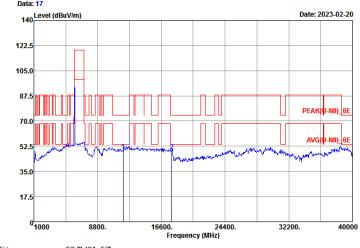
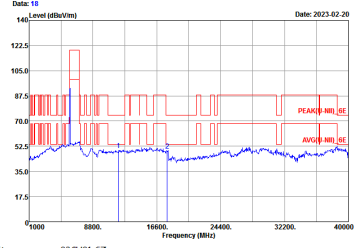


WIFI	U-NII 5 - 5925-6425MHz Band Edge @ 3m	
ANT	802.11be EHT320 Large RU 996*3+484_8 CH31 6105MHZ	
5+4	Vertical	Fundamental
Peak	 <p>Date: 5 Date: 2023-03-14</p> <p>Site : 03CH01-SZ Condition : PEAK(U-NII)_6E 3m HF_ANT(3117)_22 VERTICAL Project : 2D3005 Mode : Mode 88 IMEI : 355156850101099/355156850101107 Plane : Z with Accessory MCSO Power setting 5 Large RU 3*996+484/8</p>	 <p>Date: 7 Date: 2023-03-14</p> <p>Site : 03CH01-SZ Condition : PEAK(U-NII)_6E 3m HF_ANT(3117)_22 VERTICAL Project : 2D3005 Mode : Mode 88 IMEI : 355156850101099/355156850101107 Plane : Z with Accessory MCSO Power setting 5 Large RU 3*996+484/8</p>
Avg.	 <p>Date: 6 Date: 2023-03-14</p> <p>Site : 03CH01-SZ Condition : AVG(U-NII)_6E 3m HF_ANT(3117)_22 VERTICAL Project : 2D3005 Mode : Mode 88 IMEI : 355156850101099/355156850101107 Plane : Z with Accessory MCSO Power setting 5 Large RU 3*996+484/8</p>	 <p>Date: 8 Date: 2023-03-14</p> <p>Site : 03CH01-SZ Condition : AVG(U-NII)_6E 3m HF_ANT(3117)_22 VERTICAL Project : 2D3005 Mode : Mode 88 IMEI : 355156850101099/355156850101107 Plane : Z with Accessory MCSO Power setting 5 Large RU 3*996+484/8</p>

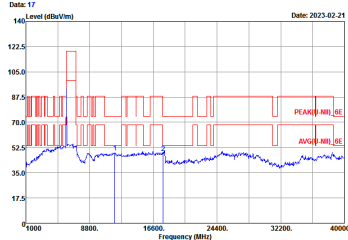
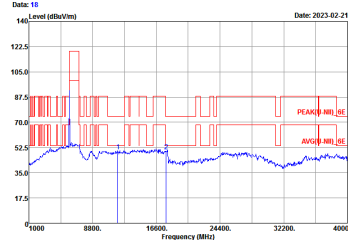


U-NII 5 - 5925-6425MHzMHz

WIFI 802.11a (Harmonic @ 3m)

WIFI	U-NII 5 - 5925-6425MHzMHz Harmonic @ 3m	
ANT	802.11a CH01 5955MHz	
5+4	Horizontal	Vertical
Peak Avg.	 <p> Date: 17 Level (dBuV/m) Date: 2023-02-20 Frequency (MHz) </p> <p> Site : 03CH01-SZ Condition : PEAK(U-NII)_6E 3m HF_ANT(3117)_22 HORIZONTAL Project : 2D3005 Mode : Mode 1 TIME1 : 355156850101198/355156850101206 Plane : Z with Accessory : 6M Power setting 5 </p>	 <p> Date: 18 Level (dBuV/m) Date: 2023-02-20 Frequency (MHz) </p> <p> Site : 03CH01-SZ Condition : PEAK(U-NII)_6E 3m HF_ANT(3117)_22 VERTICAL Project : 2D3005 Mode : Mode 1 TIME1 : 355156850101198/355156850101206 Plane : Z with Accessory : 6M Power setting 5 </p>



WIFI	U-NII 5 - 5925-6425MHzMHz Harmonic @ 3m	
ANT	802.11a CH02 5935MHz	
5+4	Horizontal	Vertical
<p>Peak</p> <p>Avg.</p>	 <p>Site : 03CH01-SZ Condition : PEAK(U-NII)_6E 3m HF_ANT(3117)_22 HORIZONTAL Project : 2D3005 Mode : Mode 90 TIMEI : 355156850101198/355156850101206 Plane : Z with Accessory : 6M Power setting 5</p>	 <p>Site : 03CH01-SZ Condition : PEAK(U-NII)_6E 3m HF_ANT(3117)_22 VERTICAL Project : 2D3005 Mode : Mode 90 TIMEI : 355156850101198/355156850101206 Plane : Z with Accessory : 6M Power setting 5</p>



WIFI	U-NII 5 - 5925-6425MHzMHz Harmonic @ 3m	
ANT	802.11a CH45 6175 MHz	
5+4	Horizontal	Vertical
Peak Avg.	<div style="display: flex; justify-content: space-around;"> <div style="width: 45%;"> <p style="font-size: small;">Date: 7 Date: 2023-02-12</p> <p style="font-size: x-small;">Site : 03CH01-SZ Condition : PEAK(U-NII)_6E 3m HF_ANT(3117)_22 HORIZONTAL Project : 2D3005 Mode : Mode 2 IMEI : 355156850101198/355156850101206 Plane : Z with Accessory : 6M Power setting 5</p> </div> <div style="width: 45%;"> <p style="font-size: small;">Date: 8 Date: 2023-02-12</p> <p style="font-size: x-small;">Site : 03CH01-SZ Condition : PEAK(U-NII)_6E 3m HF_ANT(3117)_22 VERTICAL Project : 2D3005 Mode : Mode 2 IMEI : 355156850101198/355156850101206 Plane : Z with Accessory : 6M Power setting 5</p> </div> </div>	



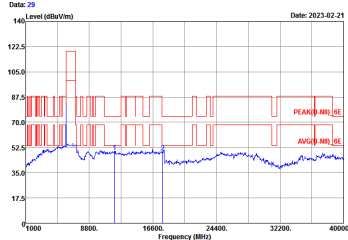
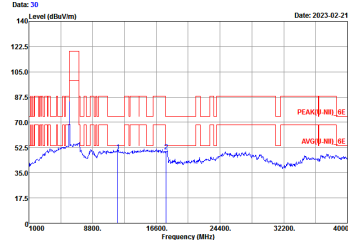
WIFI	U-NII 5 - 5925-6425MHzMHz Harmonic @ 3m	
ANT	802.11a CH93 6415 MHz	
5+4	Horizontal	Vertical
Peak Avg.	<p>Site : 03C401-SZ Condition : PEAK(U-NII)_6E 3m HF_ANT(3117)_22 HORIZONTAL Project : 2D3005 Mode : Mode 3 IMEI : 355156850101198/355156850101206 Plane : Z with Accessory : 6M Power setting 4.5</p>	<p>Site : 03C401-SZ Condition : PEAK(U-NII)_6E 3m HF_ANT(3117)_22 VERTICAL Project : 2D3005 Mode : Mode 3 IMEI : 355156850101198/355156850101206 Plane : Z with Accessory : 6M Power setting 4.5</p>



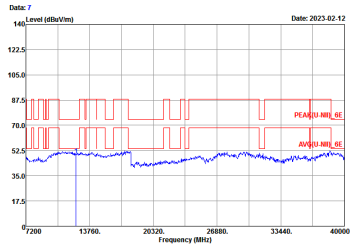
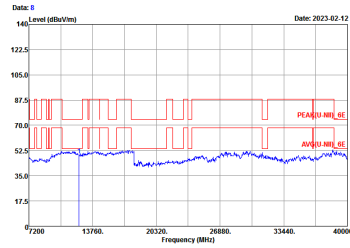
**U-NII 5 - 5925-6425MHzMHz
WIFI 802.11be EHT20 Full (Harmonic @ 3m)**

WIFI	U-NII 5 - 5925-6425MHzMHz Harmonic @ 3m	
ANT	802.11be EHT20 Full CH01 5955MHz	
5+4	Horizontal	Vertical
Peak Avg.	<p> Date: 17 Level (dBuV/m) Date: 2023-02-13 Frequency (MHz) </p> <p> Site : 03CH01-SZ Condition : PEAK(U-NII)_6E 3m HF_ANT(3117)_22 HORIZONTAL Project : 20-3005 Mode : Mode 13 IMEI : 355156850101198/355156850101206 Plane : Z with Accessory : MCS0 Power setting 5.5 </p>	<p> Date: 18 Level (dBuV/m) Date: 2023-02-13 Frequency (MHz) </p> <p> Site : 03CH01-SZ Condition : PEAK(U-NII)_6E 3m HF_ANT(3117)_22 VERTICAL Project : 20-3005 Mode : Mode 13 IMEI : 355156850101198/355156850101206 Plane : Z with Accessory : MCS0 Power setting 5.5 </p>



WIFI	U-NII 5 - 5925-6425MHzMHz Harmonic @ 3m	
ANT	802.11be EHT20 Full CH02 5935MHz	
5+4	Horizontal	Vertical
<p>Peak</p> <p>Avg.</p>	 <p>Site : 03CH01-SZ Condition : PEAK(U-NII)_0E 3m HF_ANT(3117)_22 HORIZONTAL Project : 2D3005 Mode : Mode 91 IMET : 355156850101198/355156850101206 Plane : Z with Accessory : MCS0 Power setting -8</p>	 <p>Site : 03CH01-SZ Condition : PEAK(U-NII)_0E 3m HF_ANT(3117)_22 VERTICAL Project : 2D3005 Mode : Mode 91 IMET : 355156850101198/355156850101206 Plane : Z with Accessory : MCS0 Power setting -8</p>



WIFI	U-NII 5 - 5925-6425MHzMHz Harmonic @ 3m	
ANT	802.11be EHT20 Full CH45 6175MHz	
5+4	Horizontal	Vertical
Peak Avg.	 <p>Site : 03CH01-SZ Condition : PEAK(U-NII)_6E 3m HF_ANT(3117)_22 HORIZONTAL Project : 2D3005 Mode : Mode 14 IMEI : 355156850101198/355156850101206 Plane : Z with Accessory : MCS0 Power setting 5.5</p>	 <p>Site : 03CH01-SZ Condition : PEAK(U-NII)_6E 3m HF_ANT(3117)_22 VERTICAL Project : 2D3005 Mode : Mode 14 IMEI : 355156850101198/355156850101206 Plane : Z with Accessory : MCS0 Power setting 5.5</p>



WIFI	U-NII 5 - 5925-6425MHzMHz Harmonic @ 3m	
ANT	802.11be EHT20 Full CH93 6415MHz	
5+4	Horizontal	Vertical
Peak Avg.	<p>Site : 03CH01-SZ Condition : PEAK(U-NII)_6E 3m HF_ANT(3117)_22 HORIZONTAL Project : 2D3005 Mode : Mode 15 TIMEI : 355156850101198/355156850101206 Plane : Z with Accessory : MCS0 Power setting 5</p>	<p>Site : 03CH01-SZ Condition : PEAK(U-NII)_6E 3m HF_ANT(3117)_22 VERTICAL Project : 2D3005 Mode : Mode 15 TIMEI : 355156850101198/355156850101206 Plane : Z with Accessory : MCS0 Power setting 5</p>



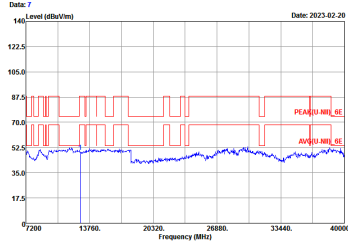
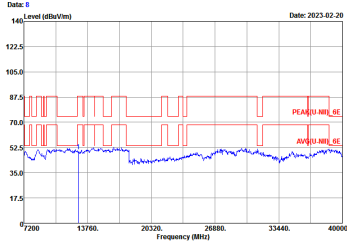
**U-NII 5 - 5925-6425MHzMHz
WIFI 802.11be EHT40 Full (Harmonic @ 3m)**

WIFI	U-NII 5 - 5925-6425MHzMHz Harmonic @ 3m	
ANT	802.11be EHT40 Full CH03 5965MHz	
5+4	Horizontal	Vertical
Peak Avg.	<p>Date: 17 Date: 2023-02-20</p> <p>Site : 03CH01-SZ Condition : PEAK(U-NII)_6E 3m HF_ANT(3117)_22 HORIZONTAL Project : 2D3005 Mode : Mode 25 IMEI : 355156850101198/355156850101206 Plane : Z with Accessory MCS0 Power setting 8</p>	<p>Date: 18 Date: 2023-02-20</p> <p>Site : 03CH01-SZ Condition : PEAK(U-NII)_6E 3m HF_ANT(3117)_22 VERTICAL Project : 2D3005 Mode : Mode 25 IMEI : 355156850101198/355156850101206 Plane : Z with Accessory MCS0 Power setting 8</p>



WIFI	U-NII 5 - 5925-6425MHzMHz Harmonic @ 3m	
ANT	802.11be EHT40 Full CH43 6165MHz	
5+4	Horizontal	Vertical
Peak Avg.	<p>Date: 7 Date: 2023-02-20</p> <p>Site : 03CH01-SZ Condition : PEAK(U-NII)_6E 3m HF_ANT(3117)_22 HORIZONTAL Project : 2D3005 Mode : Mode 25 IMEI : 355156850101198/355156850101206 Plane : Z with Accessory : MCS0 Power setting 8</p>	<p>Date: 8 Date: 2023-02-20</p> <p>Site : 03CH01-SZ Condition : PEAK(U-NII)_6E 3m HF_ANT(3117)_22 VERTICAL Project : 2D3005 Mode : Mode 25 IMEI : 355156850101198/355156850101206 Plane : Z with Accessory : MCS0 Power setting 8</p>



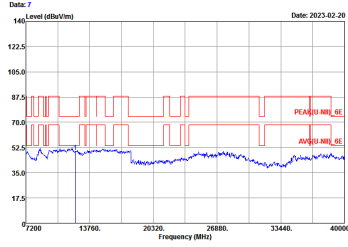
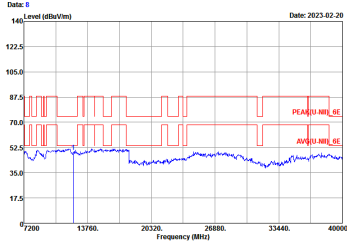
WIFI	U-NII 5 - 5925-6425MHzMHz Harmonic @ 3m	
ANT	802.11be EHT40 Full CH91 6405MHz	
5+4	Horizontal	Vertical
<p>Peak</p> <p>Avg.</p>	 <p>Date: 7 Date: 2023-02-20</p> <p>Site : 03CH01-SZ Condition : PEAK(U-NII)_6E 3m HF_ANT(3117)_22 HORIZONTAL Project : 2D3005 Mode : Mode 27 IMEI : 355156850101198/355156850101206 Plane : Z with Accessory MCS0 Power setting 7.5</p>	 <p>Date: 8 Date: 2023-02-20</p> <p>Site : 03CH01-SZ Condition : PEAK(U-NII)_6E 3m HF_ANT(3117)_22 VERTICAL Project : 2D3005 Mode : Mode 27 IMEI : 355156850101198/355156850101206 Plane : Z with Accessory MCS0 Power setting 7.5</p>



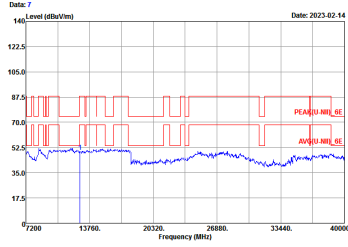
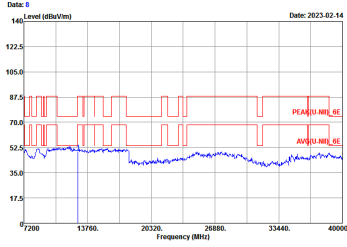
**U-NII 5 - 5925-6425MHzMHz
WIFI 802.11be EHT80 Full (Harmonic @ 3m)**

WIFI	U-NII 5 - 5925-6425MHzMHz Harmonic @ 3m	
ANT	802.11be EHT80 Full CH07 5985MHz	
5+4	Horizontal	Vertical
Peak Avg.	<p>Date: 17 Date: 2023-02-20</p> <p>Site : 03CH01-SZ Condition : PEAK(U-NII)_6E 3m HF_ANT(3117)_22 HORIZONTAL Project : 2D3005 Mode : Mode 36 IMEI : 355156850101198/355156850101206 Plane : Z with Accessory MCS0 Power setting 10.5</p>	<p>Date: 18 Date: 2023-02-20</p> <p>Site : 03CH01-SZ Condition : PEAK(U-NII)_6E 3m HF_ANT(3117)_22 VERTICAL Project : 2D3005 Mode : Mode 36 IMEI : 355156850101198/355156850101206 Plane : Z with Accessory MCS0 Power setting 10.5</p>



WIFI	U-NII 5 - 5925-6425MHzMHz Harmonic @ 3m	
ANT	802.11be EHT80 Full CH39 6145MHz	
5+4	Horizontal	Vertical
<p>Peak</p> <p>Avg.</p>	 <p>Site : 03CH01-SZ Condition : PEAK(U-NII)_6E 3m HF_ANT(3117)_22 HORIZONTAL Project : 2D3005 Mode : Mode 37 IMET : 355156850101198/355156850101206 Plane : Z with Accessory : MCS0 Power setting 105</p>	 <p>Site : 03CH01-SZ Condition : PEAK(U-NII)_6E 3m HF_ANT(3117)_22 VERTICAL Project : 2D3005 Mode : Mode 37 IMET : 355156850101198/355156850101206 Plane : Z with Accessory : MCS0 Power setting 105</p>



WIFI	U-NII 5 - 5925-6425MHzMHz Harmonic @ 3m	
ANT	802.11be EHT80 Full CH87 6385MHz	
5+4	Horizontal	Vertical
<p>Peak</p> <p>Avg.</p>	 <p>Site : 03CH01-SZ Condition : PEAK(U-NII)_6E 3m HF_ANT(3117)_22 HORIZONTAL Project : 2D3005 Mode : Mode 3B IMET : 355156850101198/355156850101206 Plane : Z with Accessory : MCS0 Power setting 105</p>	 <p>Site : 03CH01-SZ Condition : PEAK(U-NII)_6E 3m HF_ANT(3117)_22 VERTICAL Project : 2D3005 Mode : Mode 3B IMET : 355156850101198/355156850101206 Plane : Z with Accessory : MCS0 Power setting 105</p>



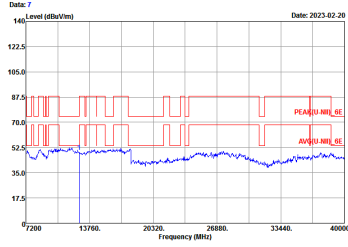
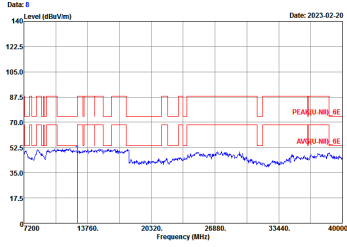
**U-NII 5 - 5925-6425MHzMHz
WIFI 802.11be EHT160 Full (Harmonic @ 3m)**

WIFI	U-NII 5 - 5925-6425MHzMHz Harmonic @ 3m	
ANT	802.11be EHT160 Full CH15 6025MHz	
5+4	Horizontal	Vertical
Peak Avg.	<p>Date: 17 Date: 2023-02-20</p> <p>Site : 03GH01-SZ Condition : PEAK(U-NII)_6E 3m HF_ANT(3117)_22 HORIZONTAL Project : 2D3005 Mode : Mode 45 IMEI : 355156850101198/355156850101206 Plane : Z with Accessory : MCS0 Power setting 10</p>	<p>Date: 18 Date: 2023-02-20</p> <p>Site : 03GH01-SZ Condition : PEAK(U-NII)_6E 3m HF_ANT(3117)_22 VERTICAL Project : 2D3005 Mode : Mode 45 IMEI : 355156850101198/355156850101206 Plane : Z with Accessory : MCS0 Power setting 10</p>



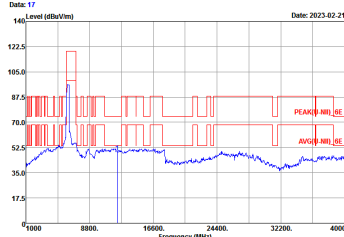
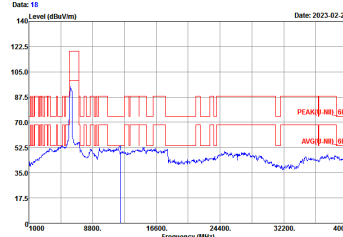
WIFI	U-NII 5 - 5925-6425MHzMHz Harmonic @ 3m	
ANT	802.11be EHT160 Full CH47 6185MHz	
5+4	Horizontal	Vertical
Peak Avg.	<p> Date: 7 Level (dBm/Vm) Date: 2023-02-20 Frequency (MHz) </p> <p> Site : 03CH01-SZ Condition : PEAK(U-NII)_0E 3m HF_ANT(3117)_22 HORIZONTAL Project : 2D3005 Mode : Mode 45 IMET : 355156850101198/355156850101206 Plane : Z with Accessory : MCS0 Power setting 10 </p>	<p> Date: 8 Level (dBm/Vm) Date: 2023-02-20 Frequency (MHz) </p> <p> Site : 03CH01-SZ Condition : PEAK(U-NII)_0E 3m HF_ANT(3117)_22 VERTICAL Project : 2D3005 Mode : Mode 45 IMET : 355156850101198/355156850101206 Plane : Z with Accessory : MCS0 Power setting 10 </p>



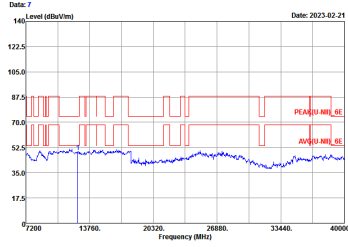
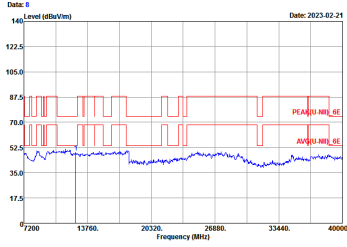
WIFI	U-NII 5 - 5925-6425MHzMHz Harmonic @ 3m	
ANT	802.11be EHT160 Full CH79 6345MHz	
5+4	Horizontal	Vertical
<p>Peak</p> <p>Avg.</p>	 <p>Date: 7 Date: 2023-02-20</p> <p>Site : 03CH01-SZ Condition : PEAK(U-NII)_6E 3m HF_ANT(3117)_22 HORIZONTAL Project : 2D3005 Mode : Mode 47 IMEI : 355156850101198/355156850101206 Plane : Z with Accessory MCSO Power setting 10</p>	 <p>Date: 8 Date: 2023-02-20</p> <p>Site : 03CH01-SZ Condition : PEAK(U-NII)_6E 3m HF_ANT(3117)_22 VERTICAL Project : 2D3005 Mode : Mode 47 IMEI : 355156850101198/355156850101206 Plane : Z with Accessory MCSO Power setting 10</p>



**U-NII 5 - 5925-6425MHzMHz
WIFI 802.11be EHT320 Full (Harmonic @ 3m)**

WIFI	U-NII 5 - 5925-6425MHzMHz Harmonic @ 3m	
ANT	802.11be EHT320 Full CH31 6105MHz	
5+4	Horizontal	Vertical
<p>Peak</p> <p>Avg.</p>	 <p>Date: 17 Date: 2023-02-21</p> <p>Site : 03CH01-SZ Condition : PEAK(U-NII)_6E 3m HF_ANT(3117)_22 HORIZONTAL Project : 2D3005 Mode : Mode 50 IMEI : 355156850101198/355156850101206 Plane : Z with Accessory MCS0 Power setting 9.5</p>	 <p>Date: 18 Date: 2023-02-21</p> <p>Site : 03CH01-SZ Condition : PEAK(U-NII)_6E 3m HF_ANT(3117)_22 VERTICAL Project : 2D3005 Mode : Mode 50 IMEI : 355156850101198/355156850101206 Plane : Z with Accessory MCS0 Power setting 9.5</p>



WIFI	U-NII 5 - 5925-6425MHzMHz Harmonic @ 3m	
ANT	802.11be EHT320 Full CH63 6265MHz	
5+4	Horizontal	Vertical
<p>Peak</p> <p>Avg.</p>	 <p>Site : 03CH01-SZ Condition : PEAK(U-NII)_6E 3m HF_ANT(3117)_22 HORIZONTAL Project : 2D3005 Mode : Mode 51 IMET : 355156850101198/355156850101206 Plane : Z with Accessory : MCS0 Power setting 9.5</p>	 <p>Site : 03CH01-SZ Condition : PEAK(U-NII)_6E 3m HF_ANT(3117)_22 VERTICAL Project : 2D3005 Mode : Mode 51 IMET : 355156850101198/355156850101206 Plane : Z with Accessory : MCS0 Power setting 9.5</p>



UNII-5/6 Straddle Channel

WIFI 802.11be EHT320 Full (Harmonic @ 3m)

WIFI	U-NII 5-6 - 5925-6425MHzMHz Harmonic @ 3m	
ANT	802.11be EHT320 Full CH95 6425MHz	
5+4	Horizontal	Vertical
Peak Avg.	<p>Site : 03C401-SZ Condition : PEAK(U-NII)_6E 3m HF_ANT(3117)_22 HORIZONTAL Project : 2D3005 Mode : Mode 62 TIMEI : 355156850101198/355156850101206 Plane : Z with Accessory MCSO Power setting 10.5</p>	<p>Site : 03C401-SZ Condition : PEAK(U-NII)_6E 3m HF_ANT(3117)_22 VERTICAL Project : 2D3005 Mode : Mode 62 TIMEI : 355156850101198/355156850101206 Plane : Z with Accessory MCSO Power setting 10.5</p>



U-NII 6 - 6425-6525MHzMHz

WIFI 802.11a (Harmonic @ 3m)

WIFI	U-NII 6 - 6425-6525MHz Harmonic @ 3m	
ANT	802.11a CH97 6435MHz	
5+4	Horizontal	Vertical
Peak Avg.	<p>Site : 03C401-SZ Condition : PEAK(U-NII)_6E 3m HF_ANT(3117)_22 HORIZONTAL Project : 2D3005 Mode : Mode 4 TIMEI : 395156850101198/395156850101206 Plane : Z with Accessory : 6M Power setting 6.5</p>	<p>Site : 03C401-SZ Condition : PEAK(U-NII)_6E 3m HF_ANT(3117)_22 VERTICAL Project : 2D3005 Mode : Mode 4 TIMEI : 395156850101198/395156850101206 Plane : Z with Accessory : 6M Power setting 6.5</p>



WIFI	U-NII 6 - 6425-6525MHz Harmonic @ 3m	
ANT	802.11a CH105 6475MHz	
5+4	Horizontal	Vertical
Peak Avg.	<p> Site : 03CH01-SZ Condition : PEAK(U-NII)_6E 3m HF_ANT(3117)_22 HORIZONTAL Project : 2D3005 Mode : Mode 5 IMET : 355156850101198/355156850101206 Plane : Z with Accessory : 6M Power setting 6.5 </p>	<p> Site : 03CH01-SZ Condition : PEAK(U-NII)_6E 3m HF_ANT(3117)_22 VERTICAL Project : 2D3005 Mode : Mode 5 IMET : 355156850101198/355156850101206 Plane : Z with Accessory : 6M Power setting 6.5 </p>



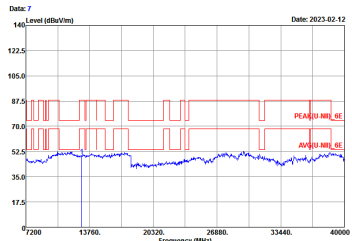
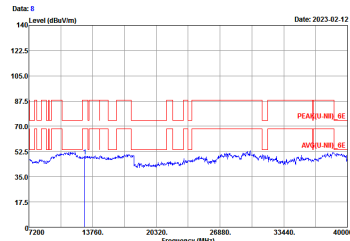
WIFI	U-NII 6 - 6425-6525MHz Harmonic @ 3m	
ANT	802.11a CH113 6515MHz	
5+4	Horizontal	Vertical
Peak Avg.	<p> Date: 7 Date: 2023-02-12 Site : 03CH01-SZ Condition : PEAK(U-NII)_6E 3m HF_ANT(3117)_22 HORIZONTAL Project : 2D3005 Mode : Mode 6 IMET : 355156850101198/355156850101206 Plane : Z with Accessory : 6M Power setting 6.5 </p>	<p> Date: 8 Date: 2023-02-12 Site : 03CH01-SZ Condition : PEAK(U-NII)_6E 3m HF_ANT(3117)_22 VERTICAL Project : 2D3005 Mode : Mode 6 IMET : 355156850101198/355156850101206 Plane : Z with Accessory : 6M Power setting 6.5 </p>



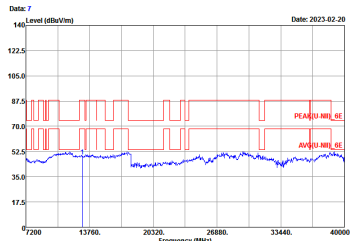
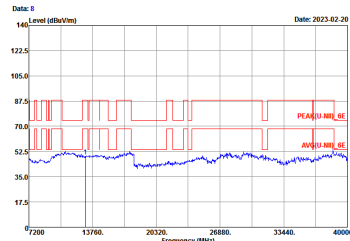
**U-NII 6 - 6425-6525MHz
WIFI 802.11be EHT20 Full (Harmonic @ 3m)**

WIFI	U-NII 6 - 6425-6525MHz Harmonic @ 3m	
ANT	802.11be EHT20 Full CH97 6435MHz	
5+4	Horizontal	Vertical
Peak Avg.	<p> Date: 7 Level (dBuV/m) Date: 2023-02-20 Frequency (MHz) PEAK(U-NII_BE) AVG(U-NII_BE) </p> <p> Site : 03CH01-SZ Condition : PEAK(U-NII)_6E 3m HF_ANT(3117)_22 HORIZONTAL Project : 2D3005 Mode : Mode 16 IMEI : 355156850101198/355156850101206 Plane : Z with Accessory : MCS0 Power setting 7 </p>	<p> Date: 8 Level (dBuV/m) Date: 2023-02-12 Frequency (MHz) PEAK(U-NII_BE) AVG(U-NII_BE) </p> <p> Site : 03CH01-SZ Condition : PEAK(U-NII)_6E 3m HF_ANT(3117)_22 VERTICAL Project : 2D3005 Mode : Mode 16 IMEI : 355156850101198/355156850101206 Plane : Z with Accessory : MCS0 Power setting 7 </p>



WIFI	U-NII 6 - 6425-6525MHz Harmonic @ 3m	
ANT	802.11be EHT20 Full CH105 6475MHz	
5+4	Horizontal	Vertical
Peak Avg.	 <p>Date: 7 Date: 2023-02-12</p> <p>Site : 03CH01-SZ Condition : PEAK(U-NII)_6E 3m HF_ANT(3117)_22 HORIZONTAL Project : 2D3005 Mode : Mode 17 IMEI : 355156850101198/355156850101206 Plane : Z with Accessory : MCS0 Power setting 7</p>	 <p>Date: 8 Date: 2023-02-12</p> <p>Site : 03CH01-SZ Condition : PEAK(U-NII)_6E 3m HF_ANT(3117)_22 VERTICAL Project : 2D3005 Mode : Mode 17 IMEI : 355156850101198/355156850101206 Plane : Z with Accessory : MCS0 Power setting 7</p>



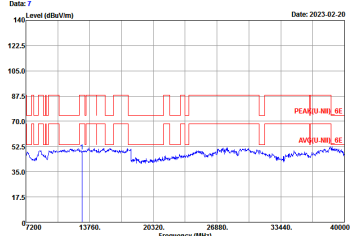
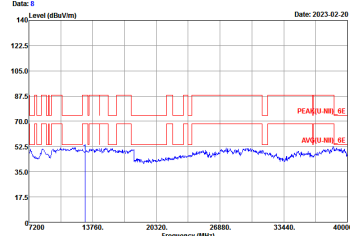
WIFI	U-NII 6 - 6425-6525MHz Harmonic @ 3m	
ANT	802.11be EHT20 Full CH113 6515MHz	
5+4	Horizontal	Vertical
Peak Avg.	 <p>Site : 03CH01-SZ Condition : PEAK(U-NII)_6E 3m HF_ANT(3117)_22 HORIZONTAL Project : 2D3005 Mode : Mode 1B IMEI : 355156850101198/355156850101206 Plane : Z with Accessory : MCS0 Power setting 7</p>	 <p>Site : 03CH01-SZ Condition : PEAK(U-NII)_6E 3m HF_ANT(3117)_22 VERTICAL Project : 2D3005 Mode : Mode 1B IMEI : 355156850101198/355156850101206 Plane : Z with Accessory : MCS0 Power setting 7</p>



**U-NII 6 - 6425-6525MHz
WIFI 802.11be EHT40 Full (Harmonic @ 3m)**

WIFI	U-NII 6 - 6425-6525MHz Harmonic @ 3m	
ANT	802.11be EHT40 Full CH99 6445 MHz	
5+4	Horizontal	Vertical
Peak Avg.	<p> Date: 7 Level (dBuV/m) Date: 2023-02-20 Frequency (MHz) PEAK(U-NII_BE) AVG(U-NII_BE) </p> <p> Site : 03CH01-SZ Condition : PEAK(U-NII)_6E 3m HF_ANT(3117)_22 HORIZONTAL Project : 2D3005 Mode : Mode 2B IMEI : 355156850101198/355156850101206 Plane : Z with Accessory : MCS0 Power setting 9 </p>	<p> Date: 8 Level (dBuV/m) Date: 2023-02-20 Frequency (MHz) PEAK(U-NII_BE) AVG(U-NII_BE) </p> <p> Site : 03CH01-SZ Condition : PEAK(U-NII)_6E 3m HF_ANT(3117)_22 VERTICAL Project : 2D3005 Mode : Mode 2B IMEI : 355156850101198/355156850101206 Plane : Z with Accessory : MCS0 Power setting 9 </p>



WIFI	U-NII 6 - 6425-6525MHz Harmonic @ 3m	
ANT	802.11be EHT40 Full CH107 6485 MHz	
5+4	Horizontal	Vertical
Peak Avg.	 <p> Date: 7 Date: 2023-02-20 Site : 03CH01-SZ Condition : PEAK(U-NII)_6E 3m HF_ANT(3117)_22 HORIZONTAL Project : 2D3005 Mode : Mode 29 IMEI : 355156850101198/355156850101206 Plane : Z with Accessory : MCS0 Power setting 9 </p>	 <p> Date: 8 Date: 2023-02-20 Site : 03CH01-SZ Condition : PEAK(U-NII)_6E 3m HF_ANT(3117)_22 VERTICAL Project : 2D3005 Mode : Mode 29 IMEI : 355156850101198/355156850101206 Plane : Z with Accessory : MCS0 Power setting 9 </p>



**U-NII 6 - 6425-6525MHz
WIFI 802.11be EHT80 Full (Harmonic @ 3m)**

WIFI	U-NII 6 - 6425-6525MHz Harmonic @ 3m	
ANT	802.11be EHT80 Full CH103 6465MHz	
5+4	Horizontal	Vertical
Peak Avg.	<p> Date: 7 Level (dBuV/m) Date: 2023-02-20 Frequency (MHz) Site : 03CH01-SZ Condition : PEAK(U-NII)_6E 3m HF_ANT(3117)_22 HORIZONTAL Project : 2D3005 Mode : Mode 39 IMEI : 355156850101198/355156850101206 Plane : Z with Accessory : MCS0 Power setting 12 </p>	<p> Date: 8 Level (dBuV/m) Date: 2023-02-20 Frequency (MHz) Site : 03CH01-SZ Condition : PEAK(U-NII)_6E 3m HF_ANT(3117)_22 VERTICAL Project : 2D3005 Mode : Mode 39 IMEI : 355156850101198/355156850101206 Plane : Z with Accessory : MCS0 Power setting 12 </p>



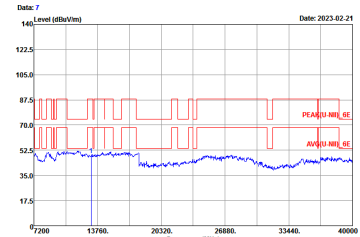
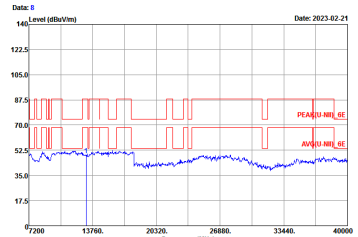
UNII-6/7 Straddle Channel
WIFI 802.11be EHT40 Full (Harmonic @ 3m)

WIFI	UNII-6/7 Straddle Channel Harmonic @ 3m	
ANT	802.11be EHT40 Full CH115 6525MHz	
5+4	Horizontal	Vertical
Peak Avg.	<p> Date: 7 Date: 2023.02.15 Site : 03C401-SZ Condition : PEAK(U-NII)_6E 3m HF_ANT(3117)_22 HORIZONTAL Project : 2D3005 Mode : Mode 59 TIMEI : 395156850101198/395156850101206 Plane : Z with Accessory : MCS0 Power setting 10 </p>	<p> Date: 8 Date: 2023.02.15 Site : 03C401-SZ Condition : PEAK(U-NII)_6E 3m HF_ANT(3117)_22 VERTICAL Project : 2D3005 Mode : Mode 59 TIMEI : 395156850101198/395156850101206 Plane : Z with Accessory : MCS0 Power setting 10 </p>



UNII-6/7 Straddle Channel

WIFI 802.11be EHT80 Full (Harmonic @ 3m)

WIFI	UNII-6/7 Straddle Channel Harmonic @ 3m	
ANT	802.11be EHT80 Full CH119 6545MHz	
5+4	Horizontal	Vertical
<p>Peak</p> <p>Avg.</p>	 <p>Date: 7 Date: 2023-02-21</p> <p>Site : 09CH01-SZ Condition : PEAR(U-NET)_6E 3m HF_ANT(3117)_22 HORIZONTAL Project : 2D3005 Mode : Mode 60 IMEI : 355156850101198/355156850101206 Plane : SZ with Accessory Plane : MCSO Power setting 12.5</p>	 <p>Date: 8 Date: 2023-02-21</p> <p>Site : 09CH01-SZ Condition : PEAR(U-NET)_6E 3m HF_ANT(3117)_22 VERTICAL Project : 2D3005 Mode : Mode 60 IMEI : 355156850101198/355156850101206 Plane : SZ with Accessory Plane : MCSO Power setting 12.5</p>



UNII-6/7 Straddle Channel

WIFI 802.11be EHT160 Full (Harmonic @ 3m)

WIFI	UNII-6/7 Straddle Channel Harmonic @ 3m	
ANT	802.11be EHT160 Full CH111 6505MHz	
5+4	Horizontal	Vertical
Peak Avg.	<p>Site : 09CH01-SZ Condition : PEAR(U-NET)_6E 3m HF_ANT(3117)_22 HORIZONTAL Project : 2D3005 Mode : Mode 61 IMEI : 355156850101198/355156850101206 Plane : SZ with Accessory : MCS0 Power setting 11</p>	<p>Site : 09CH01-SZ Condition : PEAR(U-NET)_6E 3m HF_ANT(3117)_22 VERTICAL Project : 2D3005 Mode : Mode 61 IMEI : 355156850101198/355156850101206 Plane : SZ with Accessory : MCS0 Power setting 11</p>