
Model Name:

AI2205-US

Antenna Type	Antenna Supplier1	Antenna Supplier2
PIFA	INPAQ	ASAP

Antenna model name :AI2205

Ant #	RF	Brand	Model	Type
Ant0	WWAN TX/RX	AI2205_INPAQ/AI2205_A SAP	AI2205	PIFA
Ant1	WWAN TX/RX	AI2205_INPAQ/AI2205_A SAP	AI2205	PIFA
Ant2	WWAN TX/RX	AI2205_INPAQ/AI2205_A SAP	AI2205	PIFA
Ant3	GPS(L1) +WWAN RX	AI2205_INPAQ/AI2205_A SAP	AI2205	PIFA
Ant4	WLAN/BT TX	AI2205_INPAQ/AI2205_A SAP	AI2205	PIFA
	+GPS L5 RX			
Ant5	WLAN/BT TX	AI2205_INPAQ/AI2205_A SAP	AI2205	PIFA
Ant6	WLAN/BT TX	AI2205_INPAQ/AI2205_A SAP	AI2205	PIFA
Ant7	WWAN TX/RX	AI2205_INPAQ/AI2205_A SAP	AI2205	PIFA
Ant8	WWAN TX/RX	AI2205_INPAQ/AI2205_A SAP	AI2205	PIFA
Ant9	WWAN TX/RX	AI2205_INPAQ/AI2205_A SAP	AI2205	PIFA
Ant10	WWAN TX/RX	AI2205_INPAQ/AI2205_A SAP	AI2205	PIFA
NFC Ant	NFC RX	NF-C-F9-R0-175-4	INPAQ	Loop antenna

Antenna manufacture (Supplier)

佳邦

江蘇省蘇州市相城區潘陽工業園春秋路5號

INPAQ TECHNOLOGY (SUZHOU) CO., LTD.

ADD: No.5, Chunqiu Road, Panyang Industrial Park, Huangdai Town, Xiangcheng Zone, Suzhou City, 215143 Jiangsu Province, China

立訊

广东省深圳市宝安区沙井街道蚝一西部三洋新工业区A栋2

Luxshare Precision Industry CO., LTD.

Block A2,sanyo New Industrial Zone West Haoyi Shajing Street
Baoan Shenzhen, China

NFC Antenna manufacture (Supplier)

佳邦

江蘇省蘇州市相城區潘陽工業園春秋路5號

INPAQ TECHNOLOGY (SUZHOU) CO., LTD.

ADD: No.5, Chunqiu Road, Panyang Industrial Park, Huangdai
Town, Xiangcheng Zone, Suzhou City, 215143 Jiangsu Province,
China

Test LAB information

Company Name	ASUSTeK COMPUTER INC.
Company Addr	1F., No. 15, Lide Rd., Beitou Dist., Taipei City 112, Taiwan

Test environment

1. Antenna Type: PIFA Type

2. Test environment:

ETS MODEL 2090

MULTI-DEVICE

CONTROLLER

KESIGHT E5063A

ENA Series Network

Analyzer

100KHz~8.5GHz

KESIGHT E5063A device of Calibration date

ASUS inspection certificate

Device Number : HQVZ-00003

Calibration date : 2021.7.16

Next Calibration date : 2023.7.16

KESIGHT E5063A SW Version

- KESIGHT SW version: A.02.07

Option:285

Build: Nov 26 2014 19:29:31

OS ID : Windows(R) Embedded

Standard 7

Storage Revision: KA207

Serial Number : MY54100663

IP Address: 0.0.0.0

MAC Address: 00-20-0C-74-FE-92

USB ID: 2391::5897::MY54100663

Test environment

1. Antenna Type: PIFA Type
2. Test environment:

ETS

AMS-8500

Chamber

ANT0 , ANT1 and ANT2

GSM

Mobile				
GSM Band(s)	GSM 850	ANT0	Antenna Gain (dBi)	-3.33
	P-GSM 900		Antenna Gain (dBi)	-2.17
	E-GSM 900		Antenna Gain (dBi)	-2.17
	DCS 1800	ANT1	Antenna Gain (dBi)	0.38
	PCS 1900		Antenna Gain (dBi)	-0.14

UMTS

Mobile				
UMTS Band(s)	FDD 1	ANT1	Antenna Gain (dBi)	-0.44
	FDD 2		Antenna Gain (dBi)	-0.14
	FDD 4		Antenna Gain (dBi)	-1.11
	FDD 5	ANT0	Antenna Gain (dBi)	-3.33
	FDD 6		Antenna Gain (dBi)	-3.33
	FDD 8		Antenna Gain (dBi)	-2.17
	FDD 19		Antenna Gain (dBi)	-3.33
Mobile				
UMTS Band(s)	FDD 1	ANT2	Antenna Gain (dBi)	-5.38
	FDD 2		Antenna Gain (dBi)	-5.81
	FDD 4		Antenna Gain (dBi)	-6.41
	FDD 5		Antenna Gain (dBi)	-5.71
	FDD 6		Antenna Gain (dBi)	-5.54
	FDD 8		Antenna Gain (dBi)	-6.2
	FDD 19		Antenna Gain (dBi)	-5.54

WWAN UE –ANT0

ANT0	Antenna0 Gain (dBi)
FDD 1: EU, JP, Korea	
FDD 2: US	
FDD 3: EU, TW, JP	
FDD 4: US	
FDD 5: US	-3.33
FDD 6: JP	
FDD 7: EU	
FDD 8: EU, JP	-2.17
FDD 9: JP	
FDD 10:	
FDD 11: JP	
FDD 12: US	-2.56
FDD 13: US	
FDD 14: US	
FDD 17: US	-2.56
FDD 18: JP	-3.33
FDD 19: JP	-3.33
FDD 20: EU	-3.33
FDD 21: JP	
FDD 22:	
FDD 23:	
FDD 24:	
FDD 25: US	
FDD 26: US	-3.33
FDD 27:	
FDD 28: TW, JP	
FDD 29:	
FDD 30:	
FDD 32:	
FDD 66:	
FDD 71: US	-2.77
TDD 33:	
TDD 34:	
TDD 35:	
TDD 36:	
TDD 37:	
TDD 38: US, EU, China	
TDD 39:	
TDD 40: US, EU, China	
TDD 41: US, JP	
TDD 42: EU	
TDD 43: US, EU	
TDD 44:	
TDD 46:	
TDD 48: US	

Frequency Bands

WWAN UE -ANT1

	ANT1	Antenna1 Gain (dBi)
Frequency Bands	FDD 1: EU, JP, Korea	-0.44
	FDD 2: US	-0.14
	FDD 3: EU, TW, JP	0.38
	FDD 4: US	-1.11
	FDD 5: US	
	FDD 6: JP	
	FDD 7: EU	-0.36
	FDD 8: EU, JP	
	FDD 9: JP	
	FDD 10:	
	FDD 11: JP	
	FDD 12: US	
	FDD 13: US	
	FDD 14: US	
	FDD 17: US	
	FDD 18: JP	
	FDD 19: JP	
	FDD 20: EU	
	FDD 21: JP	
	FDD 22:	
	FDD 23:	
	FDD 24:	
	FDD 25: US	-0.14
	FDD 26: US	
	FDD 27:	
	FDD 28: TW, JP	
	FDD 29:	
	FDD 30:	0.28
	FDD 32:	
	FDD 66:	-1.11
	FDD 71: US	
	TDD 33:	
	TDD 34:	-1.06
	TDD 35:	
	TDD 36:	
	TDD 38: US, EU, China	-0.36
	TDD 39:	-0.14
	TDD 40: US, EU, China	0.28
	TDD 41: US, JP	-0.36
	TDD 42: EU	
	TDD 43: US, EU	
	TDD 44:	
	TDD 46:	
	TDD 48: US	

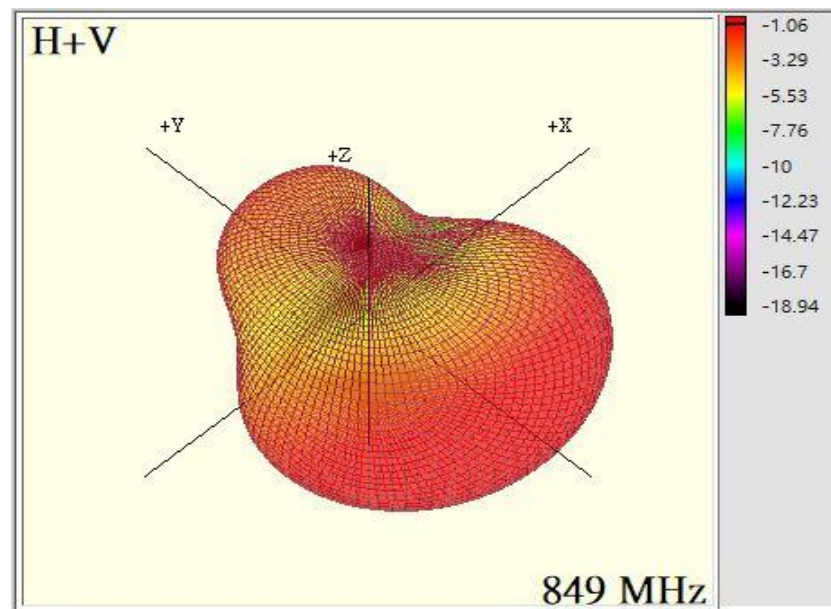
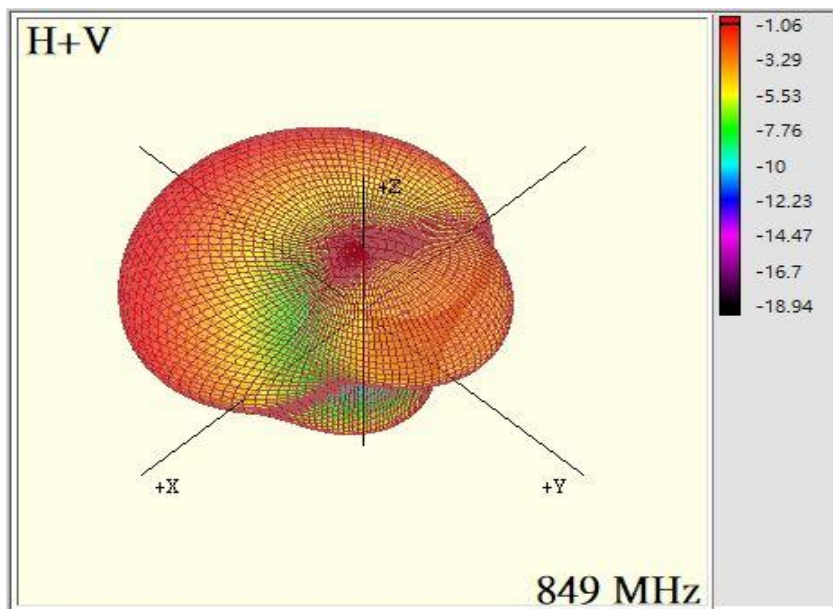
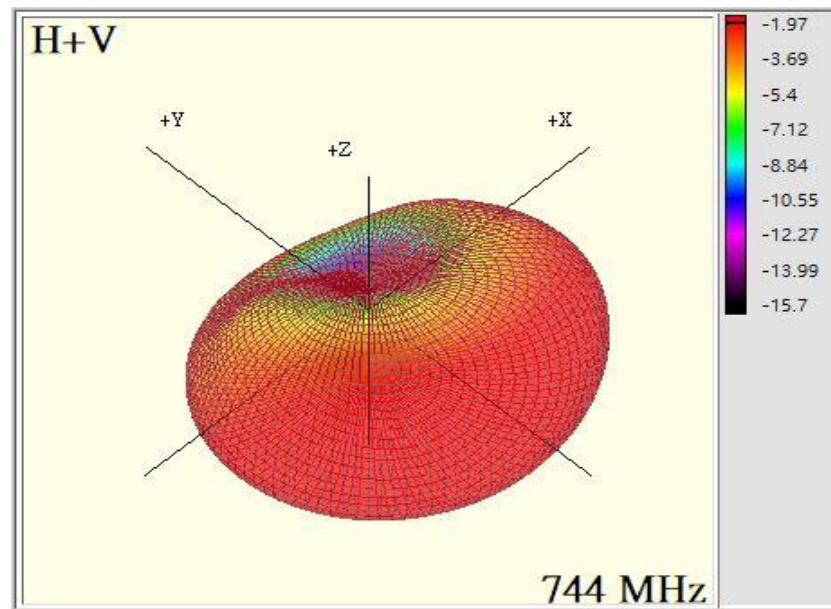
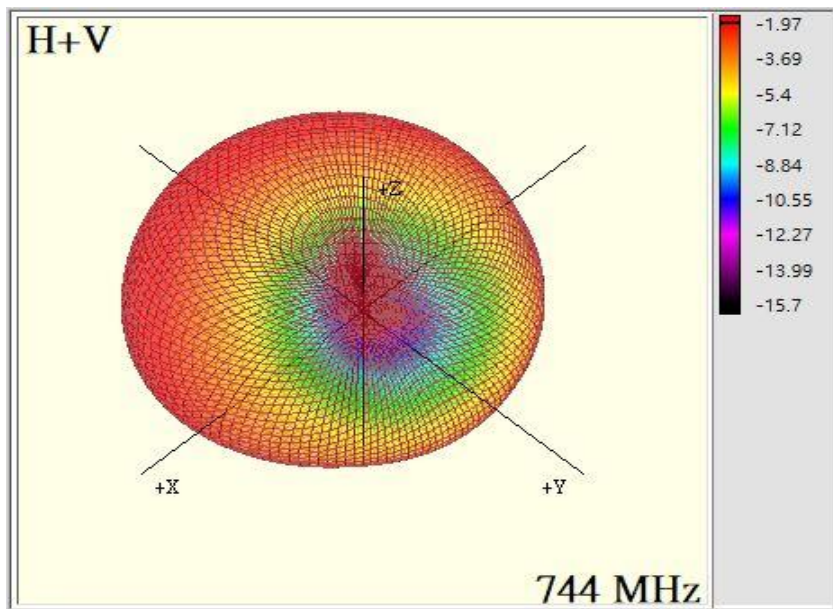
5G NR UE –ANT0

	ANT0	Antenna Gain0 (dBi)
Frequency Bands	n1: EU, JP, Korea	
	n2: US	
	n3: EU	
	n5: US	-3.33
	n7: EU	
	n8: EU	-2.17
	n12: US	-2.56
	n13: US	
	n18	-3.33
	n20: EU	-3.33
	n25: US	
	n26:	-3.33
	n28:	
	n66: US	
	n70: US	
	n71: US	-2.77
	n34:	
	n38: US, EU, China	
	n39: China	
	n40: US, EU, China	
	n41: US	
	n51: EU	
	n75	
	n76	
	n77	
	n78	
	n79	
	n80	
	n81	
	n82	
	n83	
	n84	
n86		

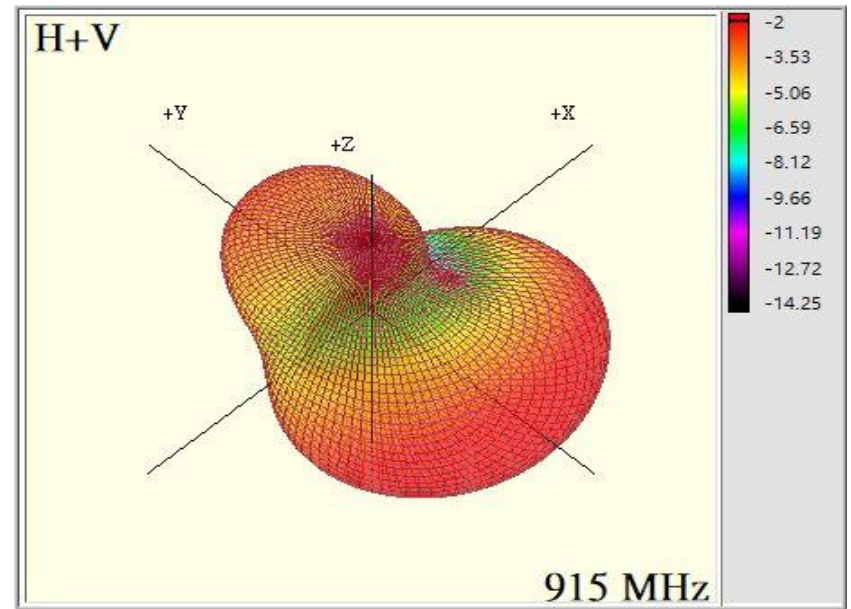
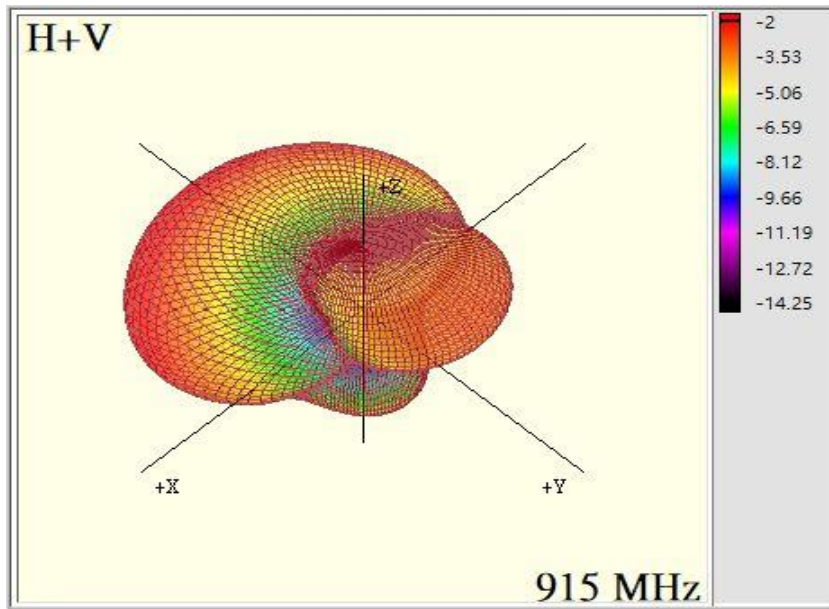
5G NR UE – ANT1

	ANT1	Antenna Gain1 (dBi)
Frequency Bands	n1: EU, JP, Korea	-0.44
	n2: US	-0.14
	n3: EU	0.38
	n5: US	
	n7: EU	-0.36
	n8: EU	
	n12: US	
	n13: US	
	n18	
	n20: EU	
	n25: US	-0.14
	n26:	
	n28:	
	n66: US	1.37
	n70: US	
	n71: US	
	n30:	0.28
	n38: US, EU, China	-0.36
	n39: China	
	n40: US, EU, China	0.28
	n41: US	-0.36
	n66:	
	n75	
	n76	
	n77	
	n78	
	n79	
	n80	
	n81	
	n82	
n83		
n84		
n86		

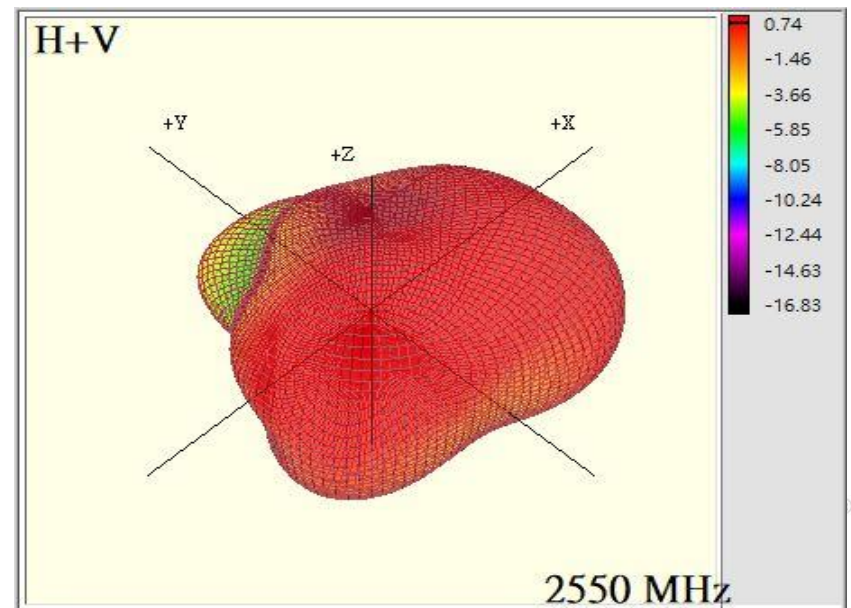
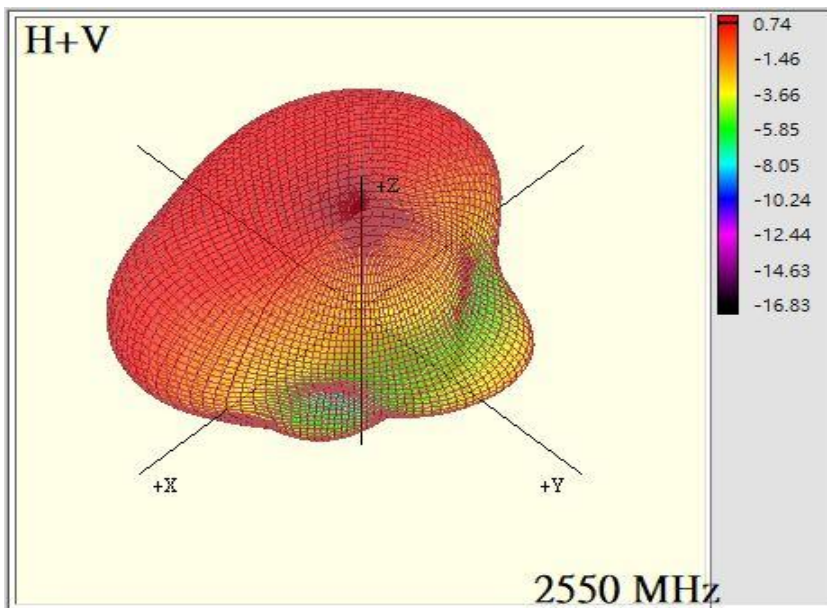
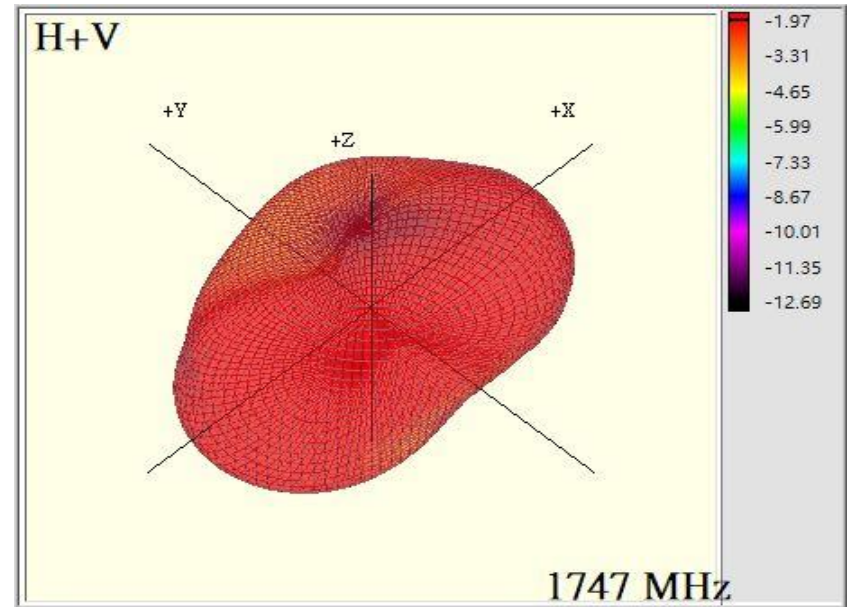
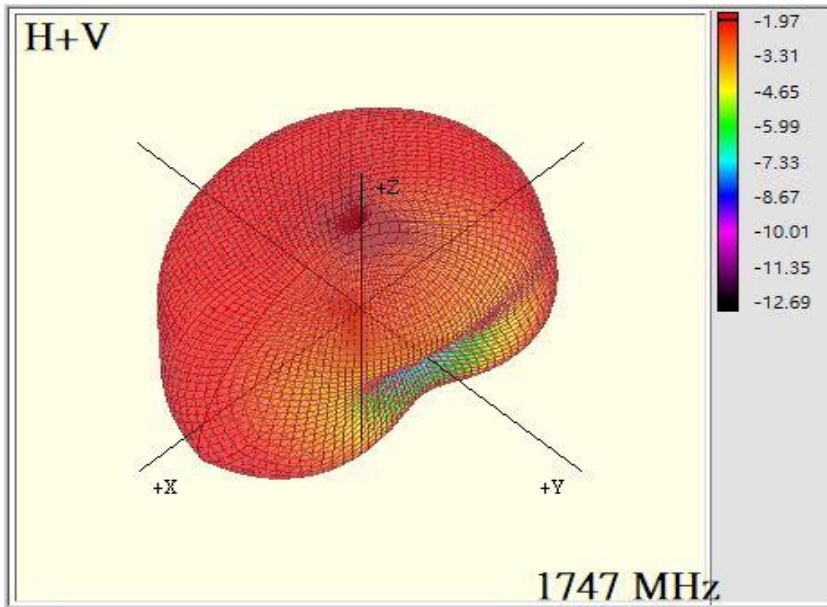
ANT0 Pattern



ANT0 Pattern



ANT1 Pattern



WWAN UE -ANT2


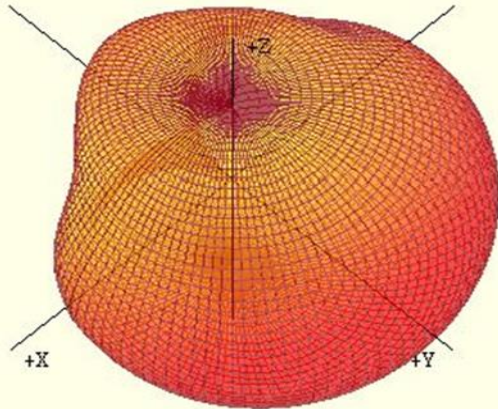
	ANT2	Antenna2 Gain (dBi)
Frequency Bands	FDD 1: EU, JP, Korea	-5.43
	FDD 2: US	-5.81
	FDD 3: EU, TW, JP	-6.41
	FDD 4: US	-6.41
	FDD 5: US	-5.71
	FDD 6: JP	
	FDD 7: EU	-0.63
	FDD 8: EU, JP	-6.61
	FDD 9: JP	
	FDD 10:	
	FDD 11: JP	
	FDD 12: US	-6.43
	FDD 13: US	
	FDD 14: US	
	FDD 17: US	-6.43
	FDD 18: JP	-5.71
	FDD 19: JP	-5.71
	FDD 20: EU	-5.92
	FDD 21: JP	
	FDD 22:	
	FDD 23:	
	FDD 24:	
	FDD 25: US	-5.81
	FDD 26: US	-5.71
	FDD 27:	
	FDD 28: TW, JP	
	FDD 29:	
	FDD 30:	-1.73
	FDD 32:	
	FDD 66:	-6.41
	FDD 71: US	-6.07
	TDD 33:	
	TDD 34:	-5.43
	TDD 35:	
	TDD 36:	
	TDD 37:	
	TDD 38: US, EU, China	-0.63
	TDD 39:	-5.81
	TDD 40: US, EU, China	-1.73
	TDD 41: US, JP	-0.63
	TDD 42: EU	
	TDD 43: US, EU	
	TDD 44:	
	TDD 46:	
	TDD 48: US	

5G NR UE – ANT2

	ANT2	Antenna Gain2 (dBi)
Frequency Bands	n1: EU, JP, Korea	-5.43
	n2: US	-5.81
	n3: EU	-6.41
	n5: US	-5.71
	n7: EU	-0.63
	n8: EU	-6.61
	n12: US	-6.43
	n13: US	
	n18	-5.71
	n20: EU	-5.71
	n25: US	-5.81
	n26:	-5.71
	n28:	
	n66: US	-6.41
	n70: US	
	n71: US	-6.07
	n30:	-1.73
	n38: US, EU, China	-0.63
	n39: China	
	n40: US, EU, China	-1.73
	n41: US	-0.63
	n51: EU	
	n75	
	n76	
	n77	
	n78	
	n79	
	n80	
n81		
n82		
n83		
n84		
n86		


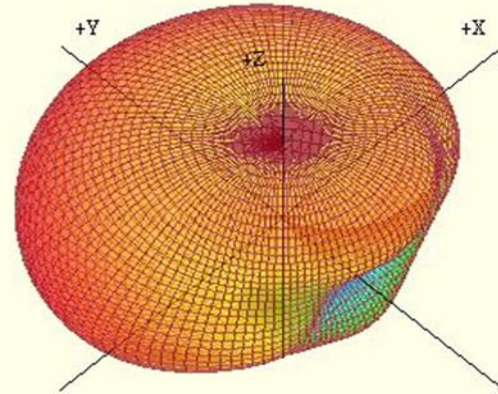
ANT2 Pattern

H+V




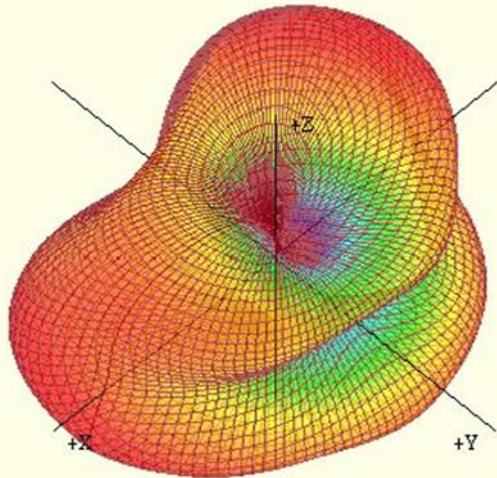
869 MHz

H+V



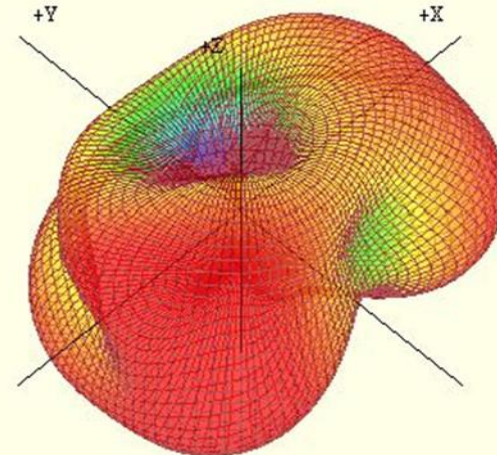
869 MHz

H+V



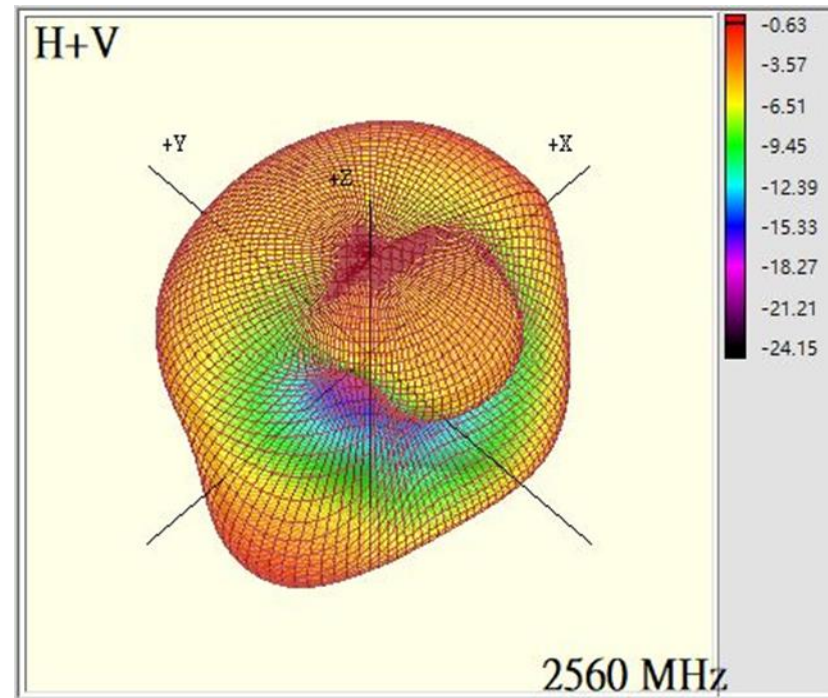
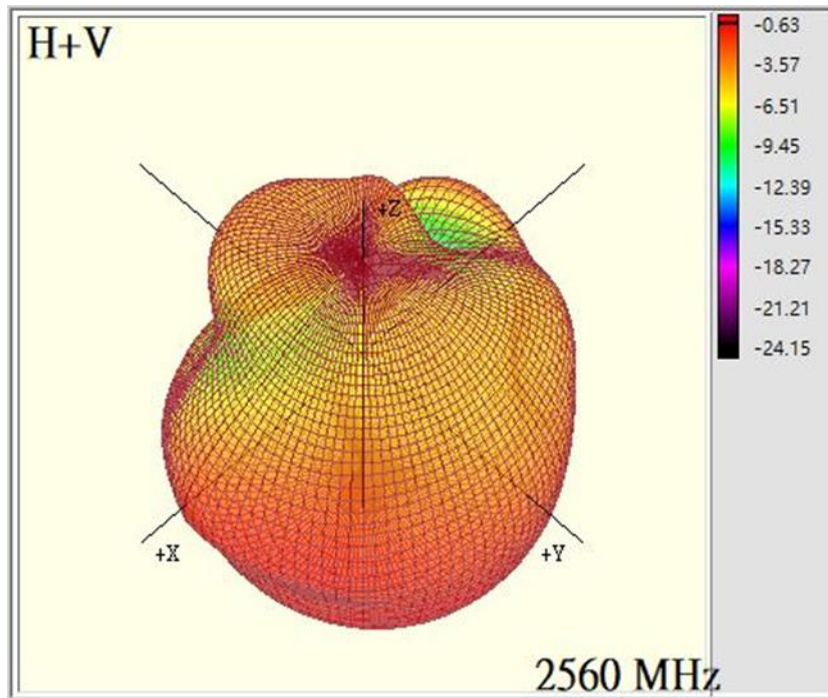
1880 MHz

H+V



1880 MHz

ANT2 Pattern



ANT7

WWAN UE –ANT7

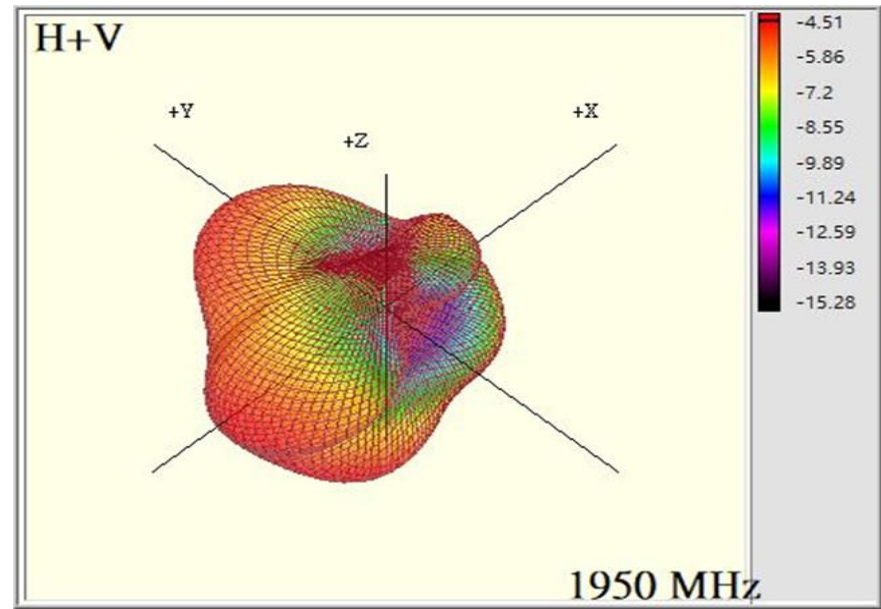
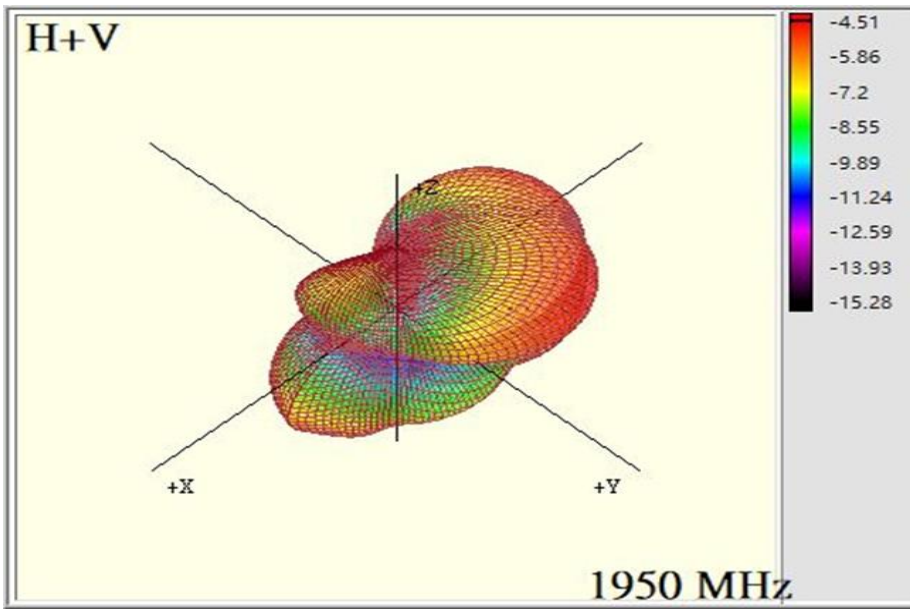
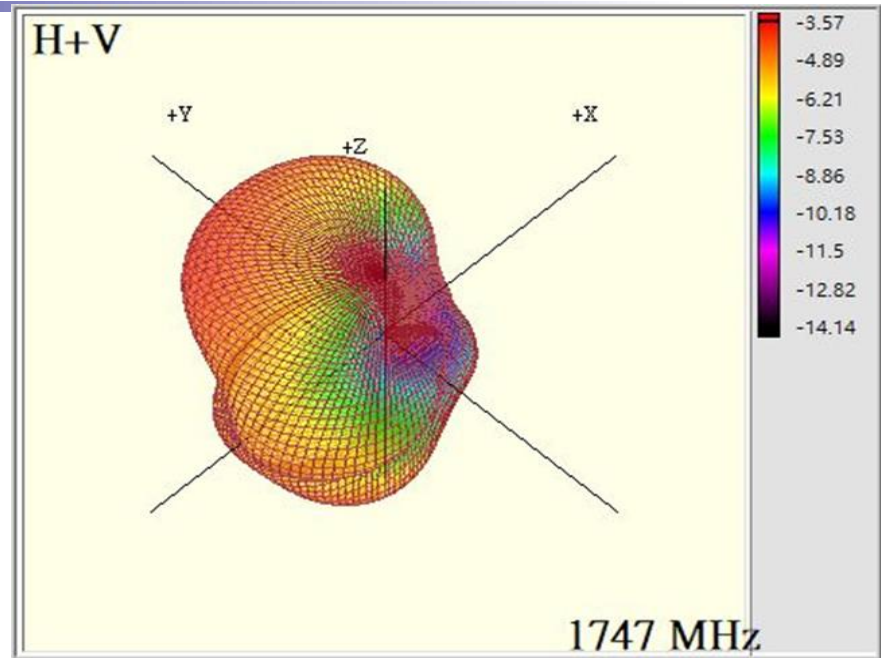
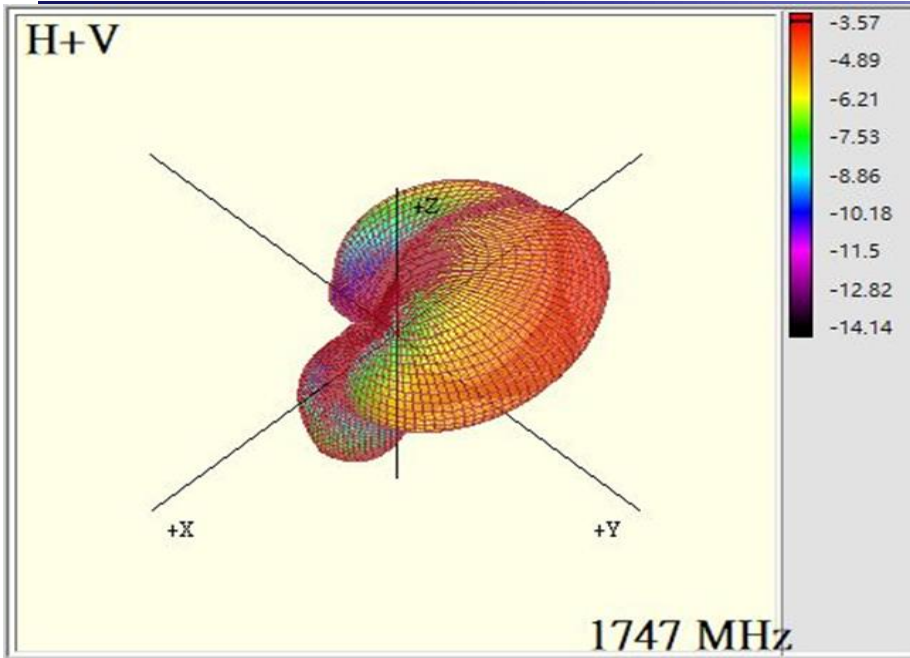
ANT7	Antenna7 Gain (dBi)
FDD 1: EU, JP, Korea	-4.51
FDD 2: US	-3.92
FDD 3: EU, TW, JP	-3.57
FDD 4: US	-3.57
FDD 5: US	
FDD 6: JP	
FDD 7: EU	-2.25
FDD 8: EU, JP	
FDD 9: JP	
FDD 10:	
FDD 11: JP	
FDD 12: US	
FDD 13: US	
FDD 14: US	
FDD 17: US	
FDD 18: JP	
FDD 19: JP	
FDD 20: EU	
FDD 21: JP	
FDD 22:	
FDD 23:	
FDD 24:	
FDD 25: US	-3.92
FDD 26: US	
FDD 27:	
FDD 28: TW, JP	
FDD 29:	
FDD 30:	-2.8
FDD 32:	
FDD 66:	-3.57
FDD 71: US	
TDD 33:	
TDD 34:	
TDD 35:	
TDD 36:	
TDD 37:	
TDD 38: US, EU, China	-2.25
TDD 39:	
TDD 40: US, EU, China	
TDD 41: US, JP	-2.25
TDD 42: EU	-2.08
TDD 43: US, EU	-3.56
TDD 44:	
TDD 46:	
TDD 48: US	-3.56

Frequency Bands

5G NR UE –ANT7


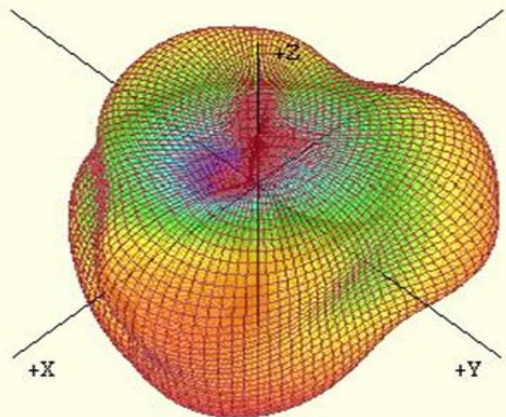
	ANT7	Antenna Gain7 (dBi)
Frequency Bands	n1: EU, JP, Korea	
	n2: US	-3.92
	n3: EU	
	n5: US	
	n7: EU	-2.25
	n8: EU	
	n12: US	
	n13: US	
	n18	
	n20: EU	
	n25: US	-3.92
	n26:	
	n28:	
	n66: US	-3.57
	n70: US	
	n71: US	
	n30:	-2.8
	n38: US, EU, China	-2.25
	n39: China	
	n40: US, EU, China	
	n41: US	-2.25
	n48	-3.56
	n75	
	n76	
	n77(Part27Q 3450-3550MHz)	-2.08
	n77 (Part27O 3700-3980MHz)	-2.01
	n78	
	n80	
n81		
n82		
n83		
n84		
n86		

ANT7 Pattern




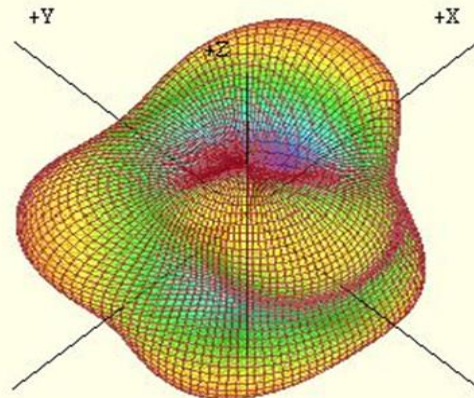
ANT7 Pattern

H+V




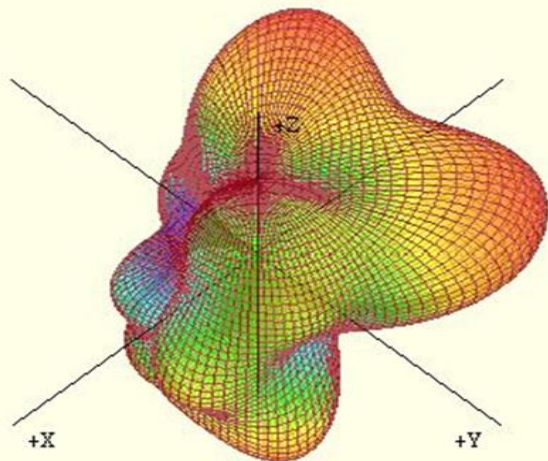
2560 MHz

H+V




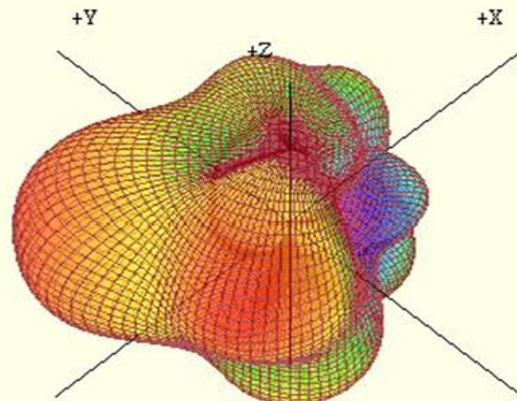
2560 MHz

H+V



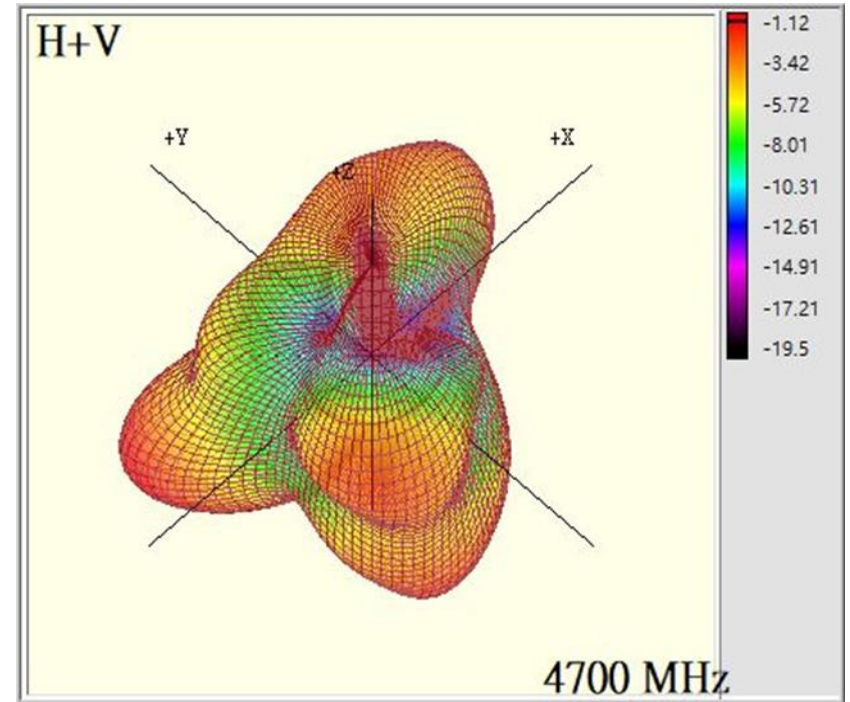
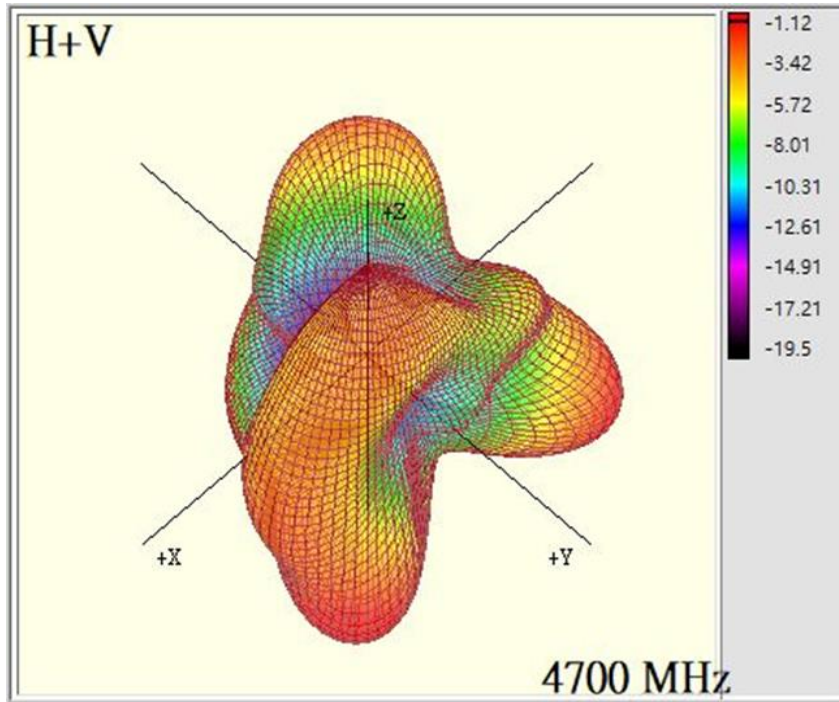
3600 MHz

H+V



3600 MHz

ANT7 Pattern



ANT8

WWAN UE –ANT8

ANT8	Antenna8 Gain (dBi)
FDD 1: EU, JP, Korea	
FDD 2: US	
FDD 3: EU, TW, JP	
FDD 4: US	
FDD 5: US	
FDD 6: JP	
FDD 7: EU	
FDD 8: EU, JP	
FDD 9: JP	
FDD 10:	
FDD 11: JP	
FDD 12: US	
FDD 13: US	
FDD 14: US	
FDD 17: US	
FDD 18: JP	
FDD 19: JP	
FDD 20: EU	
FDD 21: JP	
FDD 22:	
FDD 23:	
FDD 24:	
FDD 25: US	
FDD 26: US	
FDD 27:	
FDD 28: TW, JP	
FDD 29:	
FDD 30:	
FDD 32:	
FDD 66:	
FDD 71: US	
TDD 33:	
TDD 34:	
TDD 35:	
TDD 36:	
TDD 37:	
TDD 38: US, EU, China	-2.97
TDD 39:	
TDD 40: US, EU, China	
TDD 41: US, JP	-2.97
TDD 42: EU	-4.15
TDD 43: US, EU	-2.71
TDD 44:	
TDD 46:	
TDD 48: US	-2.71

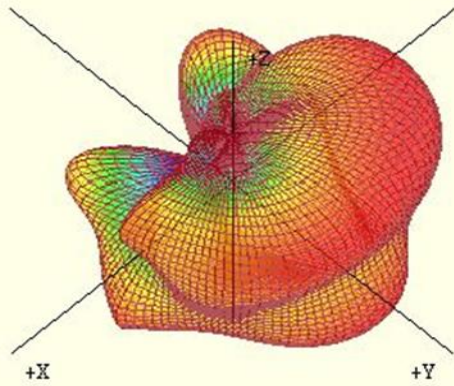
Frequency Bands

5G NR UE – ANT8

	ANT8	Antenna Gain8 (dBi)
Frequency Bands	n1: EU, JP, Korea	
	n2: US	
	n3: EU	
	n5: US	
	n7: EU	
	n8: EU	
	n12: US	
	n13: US	
	n18	
	n20: EU	
	n25: US	
	n26:	
	n28:	
	n66: US	
	n70: US	
	n71: US	
	n34:	
	n38: US, EU, China	-2.97
	n39: China	
	n40: US, EU, China	
	n41: US	-2.97
	n48	-2.71
	n75	
	n76	
	n77 (Part27Q 3450-3550MHz)	-4.31
	N77 (Part27O 3700-3980MHz)	-2.71
	n78	
	n80	
	n81	
	n82	
	n83	
	n84	
n86		

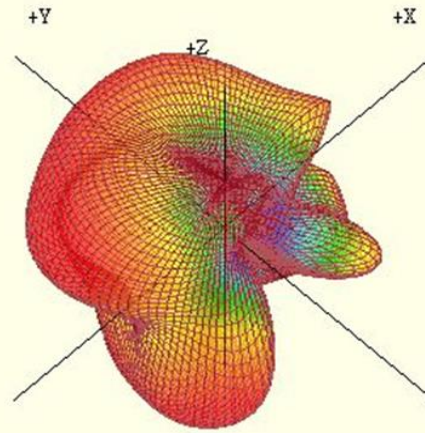
ANT8 Pattern

H+V



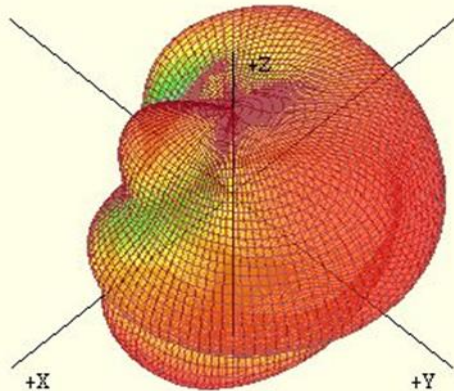
2650 MHz

H+V



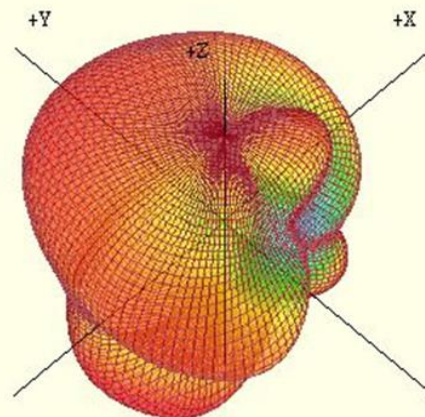
2650 MHz

H+V



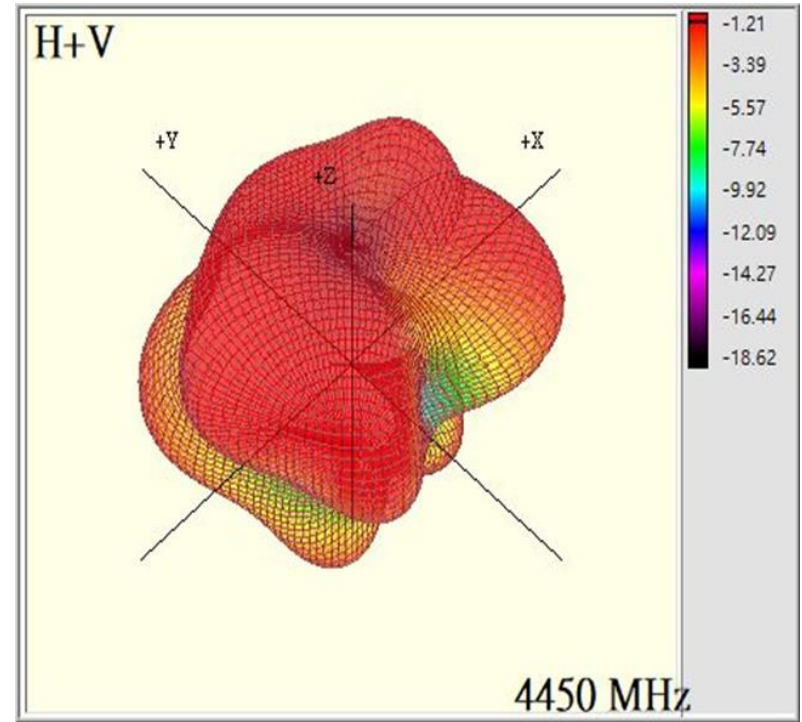
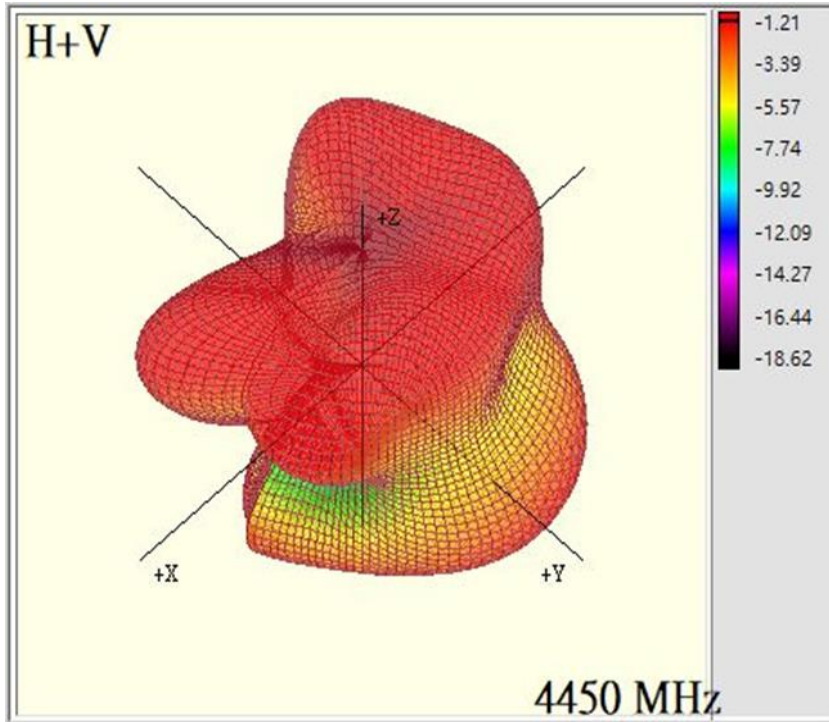
3650 MHz

H+V



3650 MHz

ANT8 Pattern



ANT9

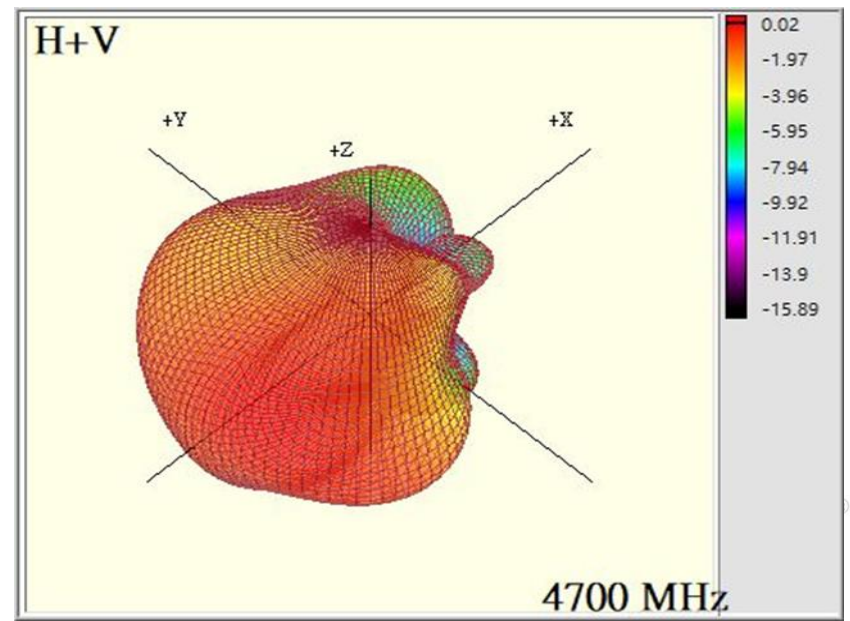
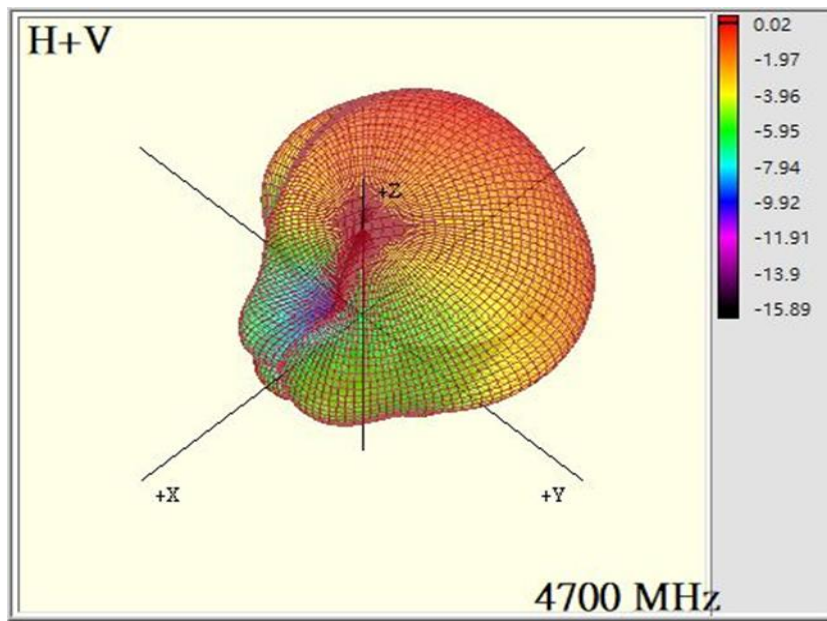
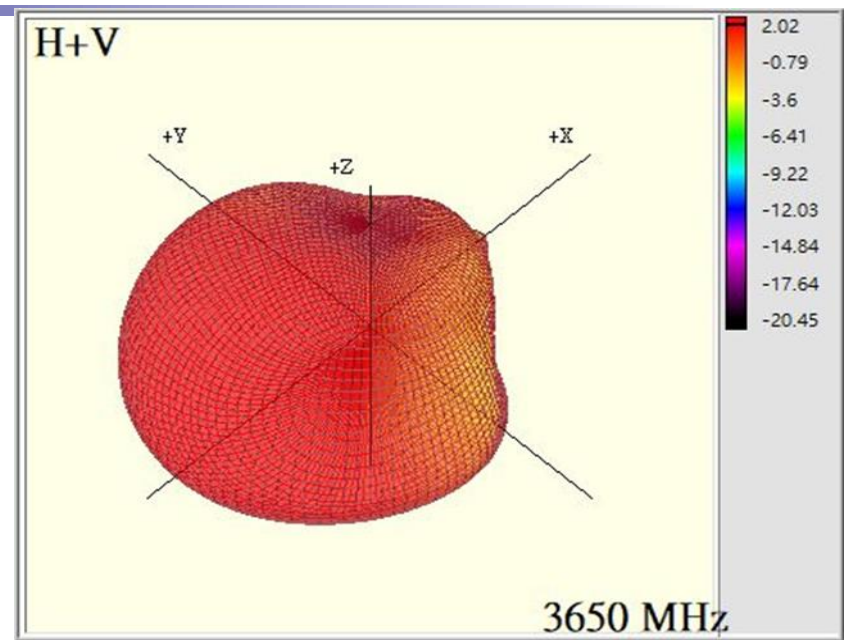
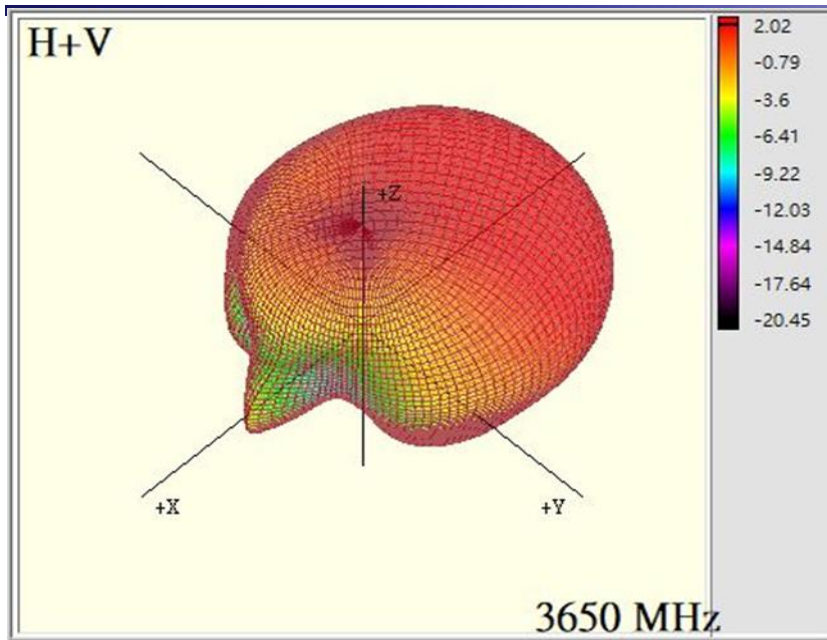
WWAN UE –ANT9

	ANT9	Antenna9 Gain (dBi)
Frequency Bands	FDD 1: EU, JP, Korea	
	FDD 2: US	
	FDD 3: EU, TW, JP	
	FDD 4: US	
	FDD 5: US	
	FDD 6: JP	
	FDD 7: EU	
	FDD 8: EU, JP	
	FDD 9: JP	
	FDD 10:	
	FDD 11: JP	
	FDD 12: US	
	FDD 13: US	
	FDD 14: US	
	FDD 17: US	
	FDD 18: JP	
	FDD 19: JP	
	FDD 20: EU	
	FDD 21: JP	
	FDD 22:	
	FDD 23:	
	FDD 24:	
	FDD 25: US	
	FDD 26: US	
	FDD 27:	
	FDD 28: TW, JP	
	FDD 29:	
	FDD 30:	
	FDD 32:	
	FDD 66:	
	FDD 71: US	
	TDD 33:	
	TDD 34:	
	TDD 35:	
	TDD 36:	
	TDD 37:	
	TDD 38: US, EU, China	
	TDD 39:	
	TDD 40: US, EU, China	
	TDD 41: US, JP	
	TDD 42: EU	0.54
	TDD 43: US, EU	2.51
	TDD 44:	
	TDD 46:	
	TDD 48: US	-2.02

5G NR UE – ANT9

	ANT9	Antenna Gain9 (dBi)
Frequency Bands	n1: EU, JP, Korea	
	n2: US	
	n3: EU	
	n5: US	
	n7: EU	
	n8: EU	
	n12: US	
	n13: US	
	n18	
	n20: EU	
	n25: US	
	n26:	
	n28:	
	n66: US	
	n70: US	
	n71: US	
	n34:	
	n38: US, EU, China	
	n39: China	
	n40: US, EU, China	
	n41: US	
	n48	-2.02
	n75	
	n76	
	n77(Part27Q 3450-3550MHz)	-1.39
	n77 (Part27O 3700-3980MHz)	2.51
	n78	
	n80	
n81		
n82		
n83		
n84		

ANT9 Pattern



ANT10

WWAN UE –ANT10

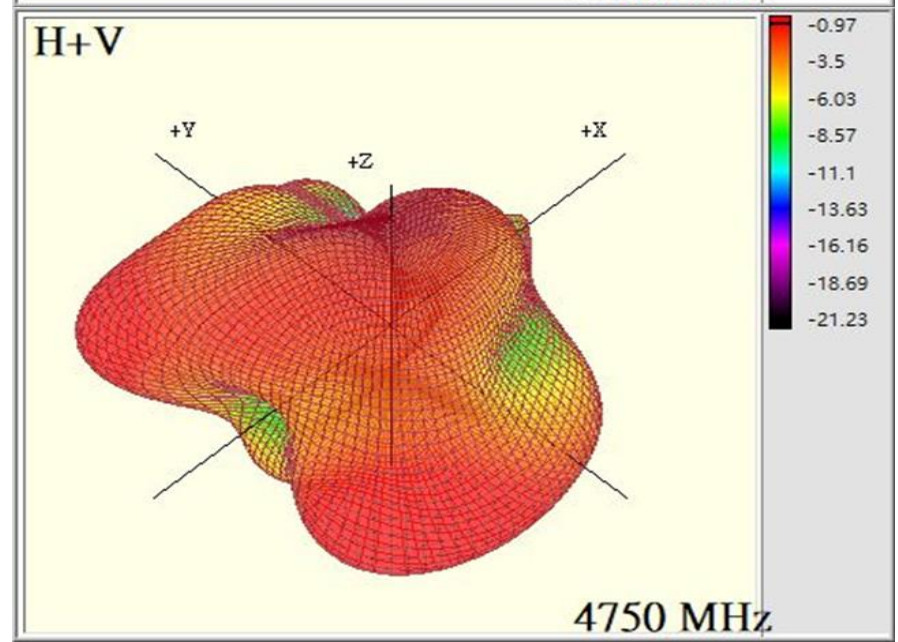
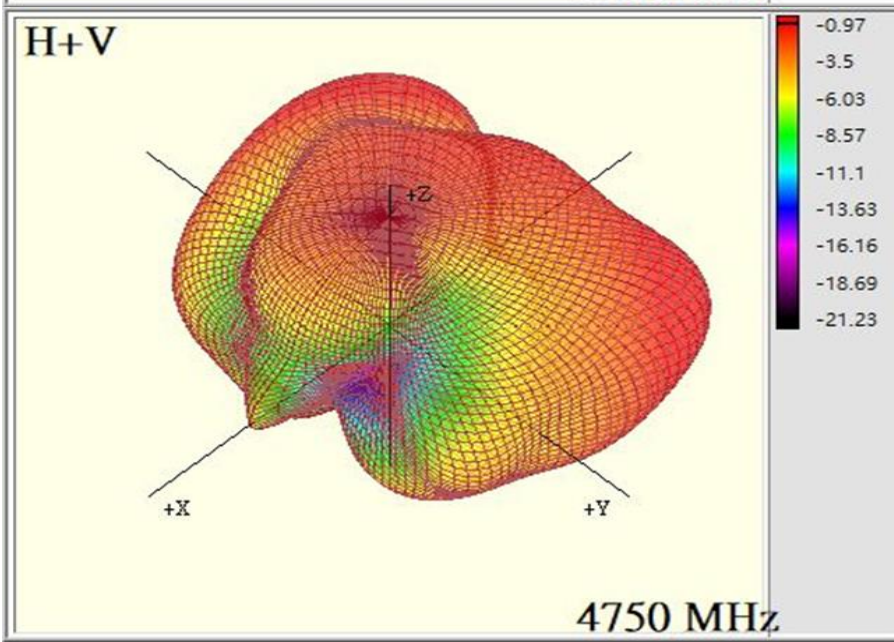
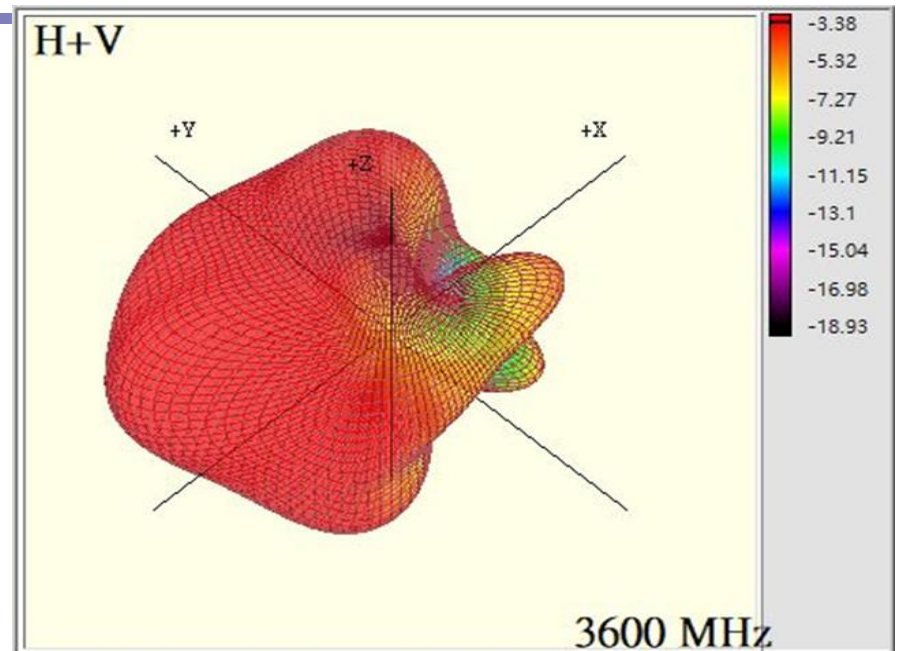
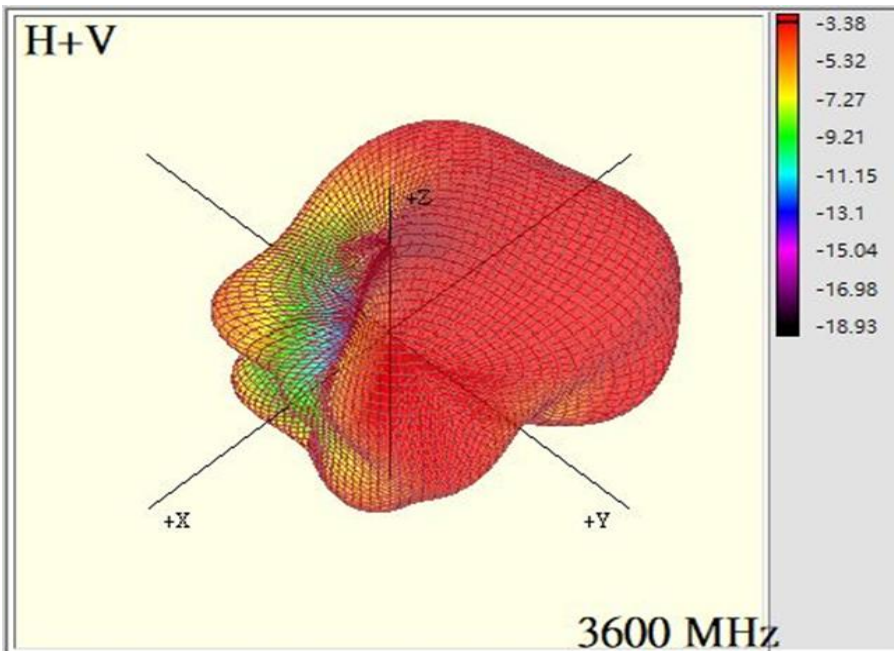
ANT10	Antenna10 Gain (dBi)
FDD 1: EU, JP, Korea	
FDD 2: US	
FDD 3: EU, TW, JP	
FDD 4: US	
FDD 5: US	
FDD 6: JP	
FDD 7: EU	
FDD 8: EU, JP	
FDD 9: JP	
FDD 10:	
FDD 11: JP	
FDD 12: US	
FDD 13: US	
FDD 14: US	
FDD 17: US	
FDD 18: JP	
FDD 19: JP	
FDD 20: EU	
FDD 21: JP	
FDD 22:	
FDD 23:	
FDD 24:	
FDD 25: US	
FDD 26: US	
FDD 27:	
FDD 28: TW, JP	
FDD 29:	
FDD 30:	
FDD 32:	
FDD 66:	
FDD 71: US	
TDD 33:	
TDD 34:	
TDD 35:	
TDD 36:	
TDD 37:	
TDD 38: US, EU, China	
TDD 39:	
TDD 40: US, EU, China	
TDD 41: US, JP	
TDD 42: EU	-3.3
TDD 43: US, EU	-3.3
TDD 44:	
TDD 46:	
TDD 48: US	-3.3

Frequency Bands

5G NR UE – ANT10

	ANT10	Antenna Gain10 (dBi)
Frequency Bands	n1: EU, JP, Korea	
	n2: US	
	n3: EU	
	n5: US	
	n7: EU	
	n8: EU	
	n12: US	
	n13: US	
	n18	
	n20: EU	
	n25: US	
	n26:	
	n28:	
	n66: US	
	n70: US	
	n71: US	
	n34:	
	n38: US, EU, China	
	n39: China	
	n40: US, EU, China	
	n41: US	
	n48	-3.3
	n75	
	n76	
	n77(Part27Q 3450-3550MHz)	-3.38
	n77(Part27O 3700-3980MHz)	-0.03
	n78	
	n80	
n81		
n82		
n83		
n84		
n86		

ANT10 Pattern



BT and WLAN Test environment

1. Antenna Type: PIFA Type
2. Test environment:

ETS MODEL 2090
MULTI-DEVICE
CONTROLLER

KESIGHT E5063A
ENA Series Network
Analyzer
100KHz~8.5GHz

BT and WLAN Test environment

1. Antenna Type: PIFA Type
2. Test environment:

ETS

AMS-8500

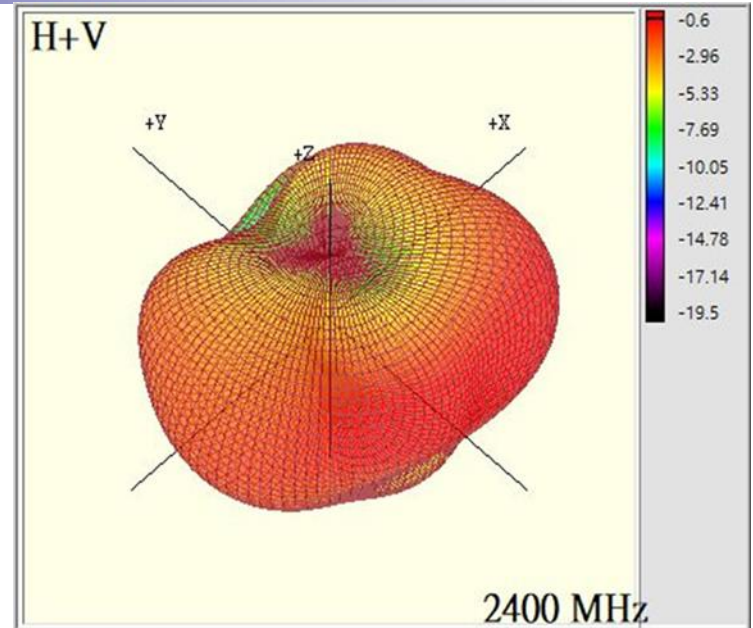
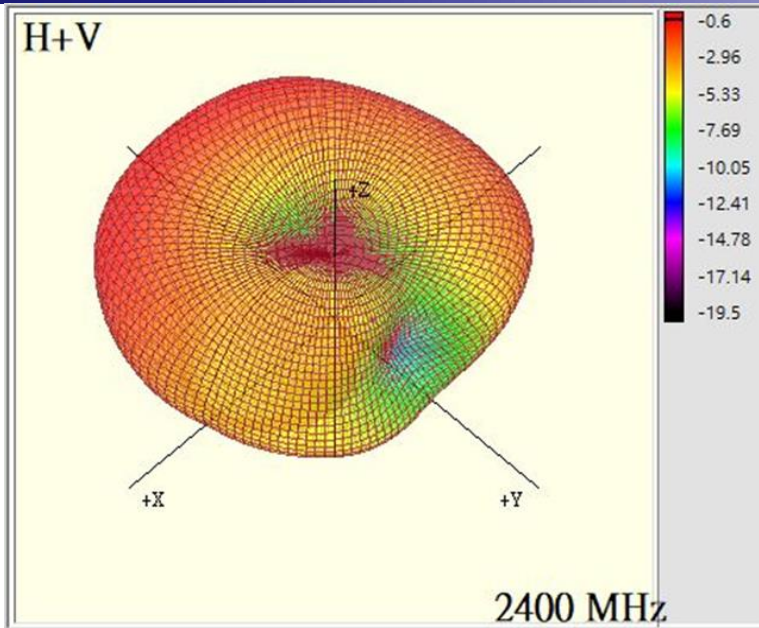
Chamber

Bluetooth Antenna

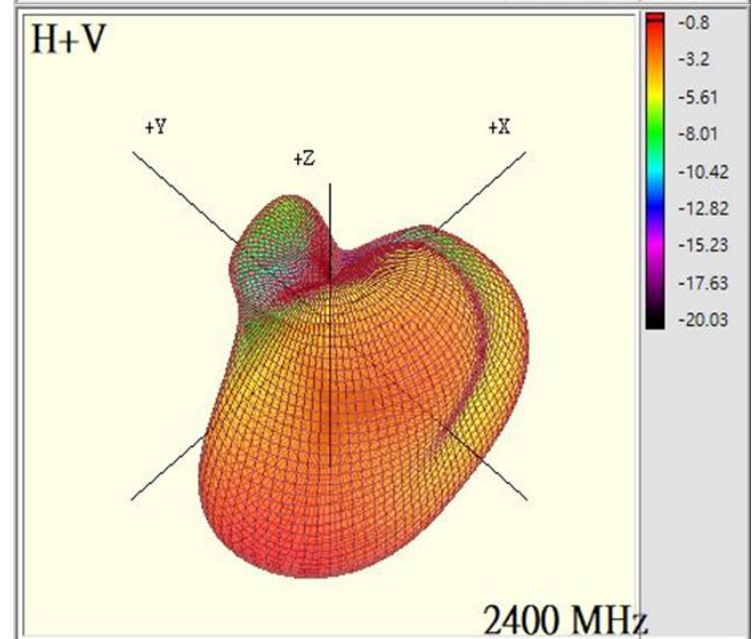
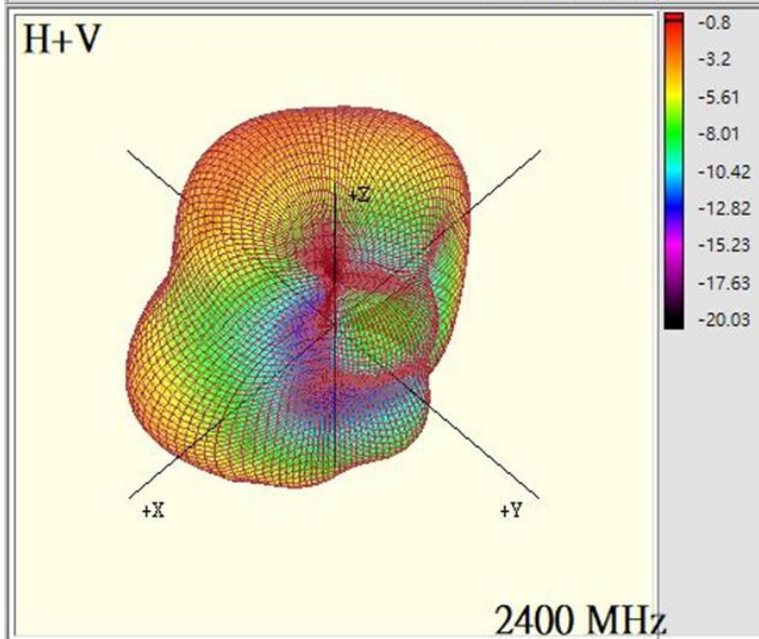
Antenna Information									
1	Ant. Type	PIFA	Peak Gain	-0.6	2	Ant. Type	PIFA	Peak Gain	-0.8
	connector		Model No.	Antenna5		connector		Model No.	Antenna4
3	Ant. Type	PIFA	Peak Gain	-5	4	Ant. Type		Peak Gain	
	connector		Model No.	Antenna6		connector		Model No.	

Bluetooth Pattern

ANT5

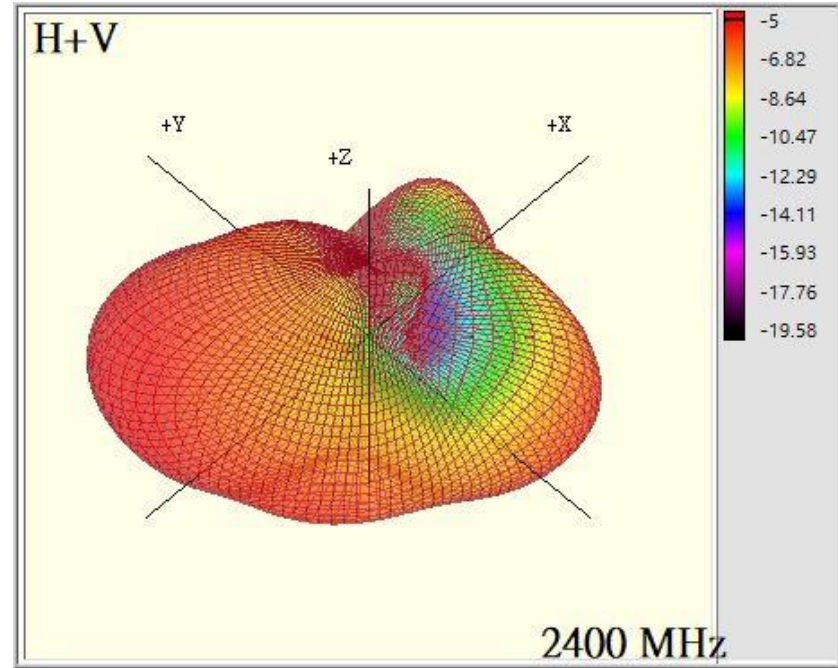
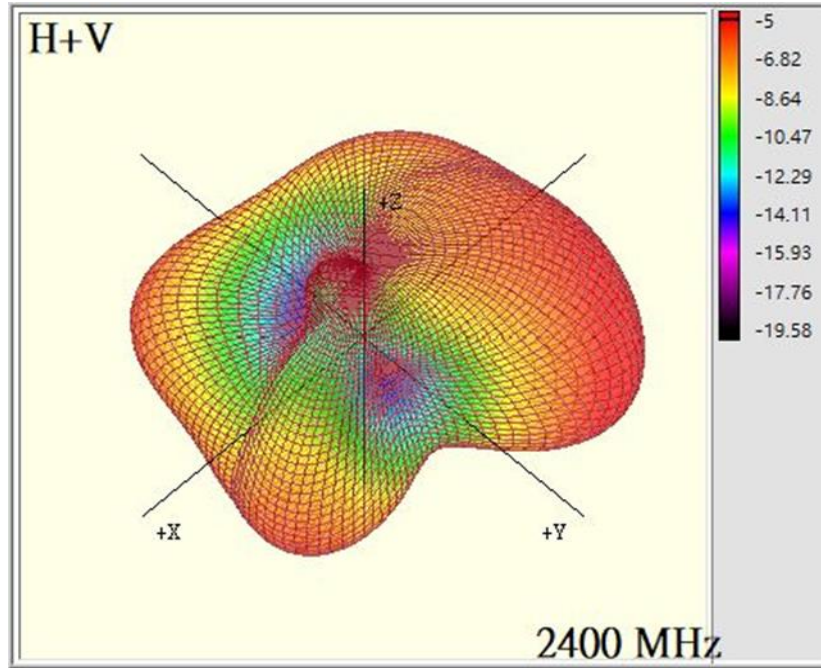


ANT4



Bluetooth Pattern

ANT6



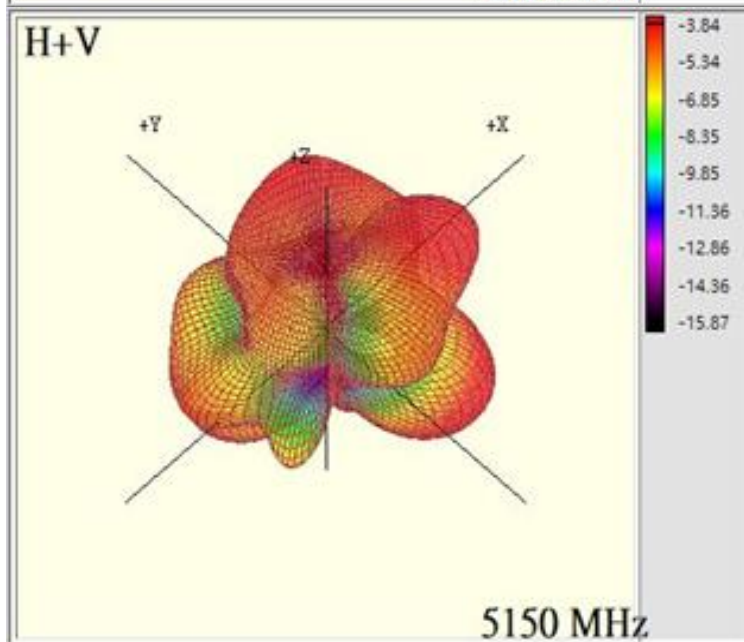
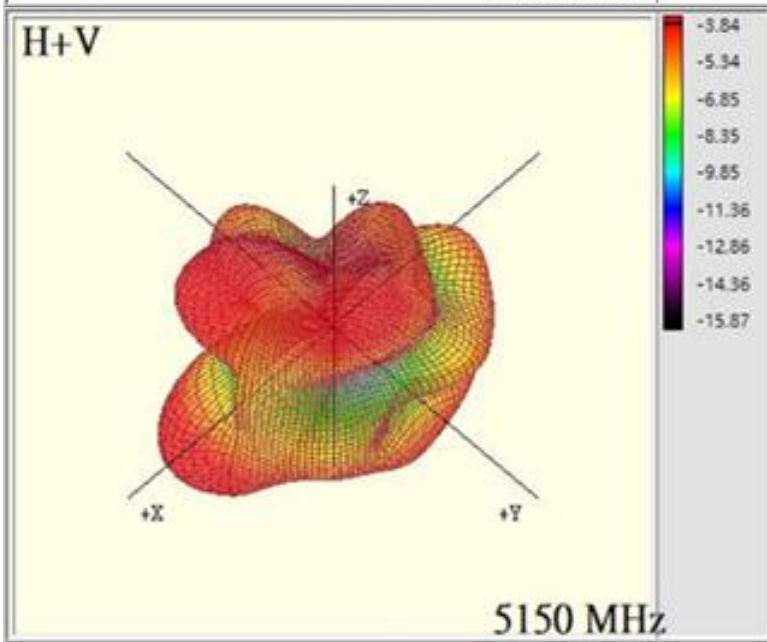
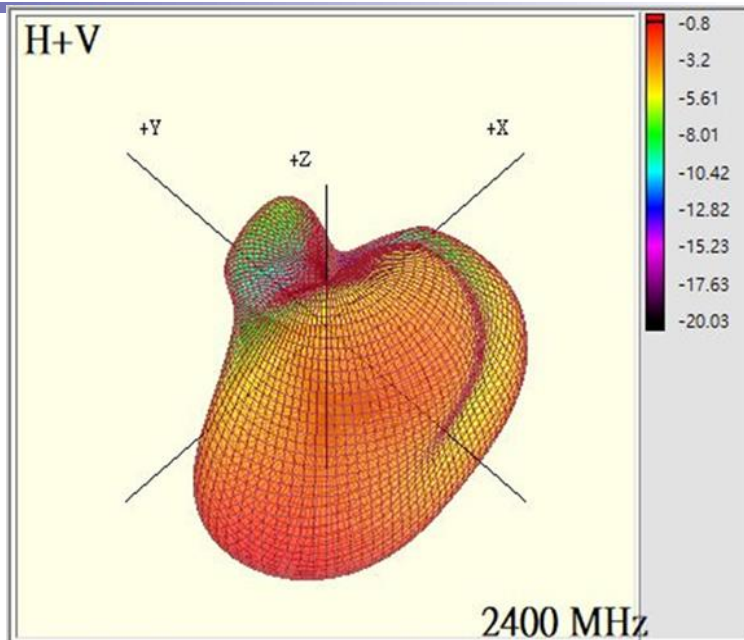
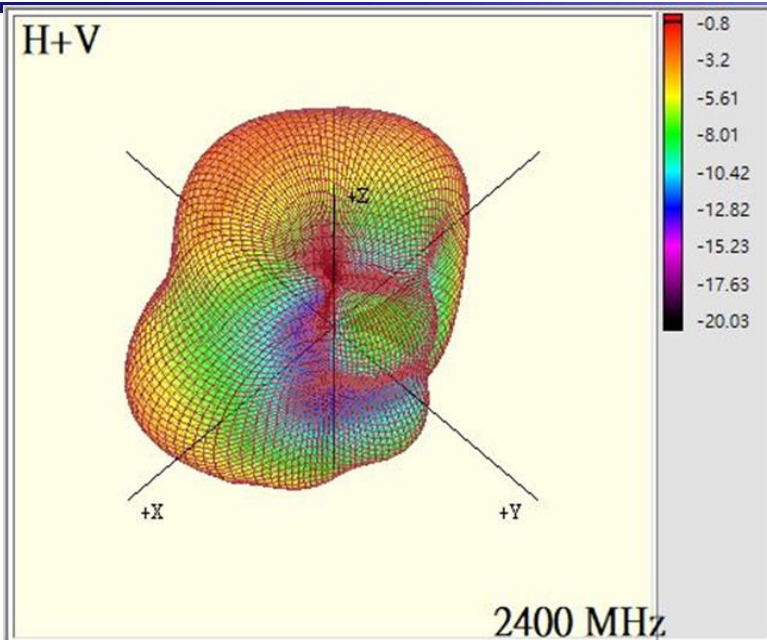
WLAN Antenna

1	Ant. Type	PIFA	connector	
	Model No.	Antenna4		
	Peak Gain (dBi)			
	2400~2483.5MHz	-0.8	5925~6425MHz	-0.5
	5150~5250MHz	-3.84	6425~6525MHz	-4.2
	5250~5350MHz	-1.58	6525~6875MHz	-4.5
	5470~5725MHz	-2.04	6875~7125MHz	-2.7
	5725~5850MHz	-1.94		

2	Ant. Type	PIFA	connector	
	Model No.	Antenna5		
	Peak Gain (dBi)			
	2400~2483.5MHz	-0.6	5925~6425MHz	0.59
	5150~5250MHz	0.55	6425~6525MHz	-0.51
	5250~5350MHz	0.57	6525~6875MHz	-0.51
	5470~5725MHz	0.76	6875~7125MHz	-1.22
	5725~5850MHz	0.81		

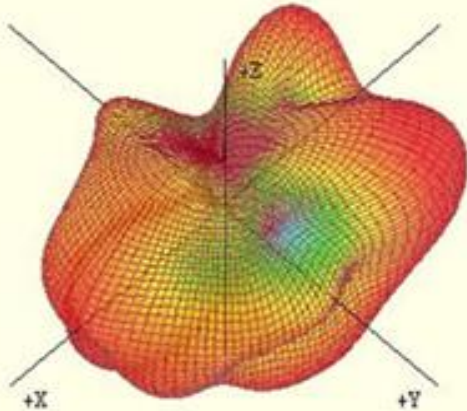
3	Ant. Type	PIFA	connector	
	Model No.	Antenna6		
	Peak Gain (dBi)			
	2400~2483.5MHz	-5	5925~6425MHz	-0.22
	5150~5250MHz	-0.81	6425~6525MHz	-0.47
	5250~5350MHz	-0.25	6525~6875MHz	-0.53
	5470~5725MHz	-0.07	6875~7125MHz	-1.3
	5725~5850MHz	-1.17		

WIFI ANT4 Pattern



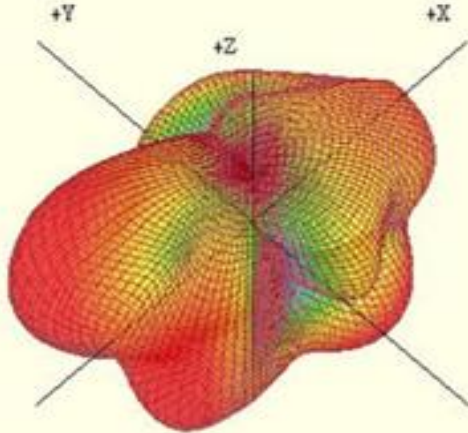
WIFI ANT4 Pattern

H+V



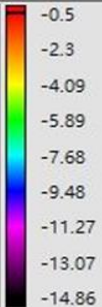
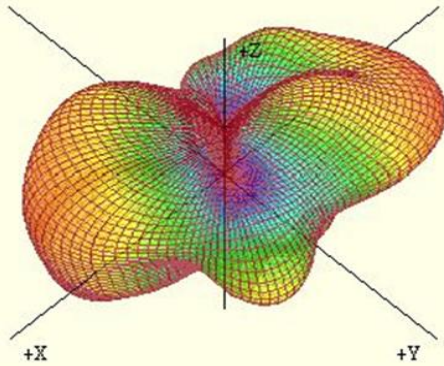
5850 MHz

H+V




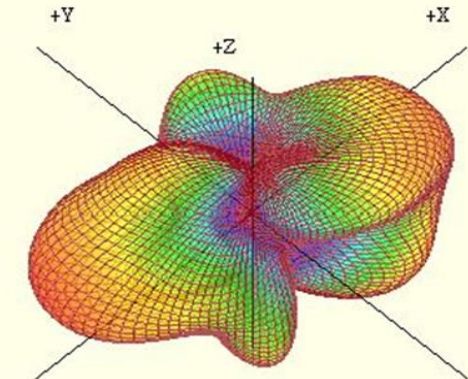
5850 MHz

H+V



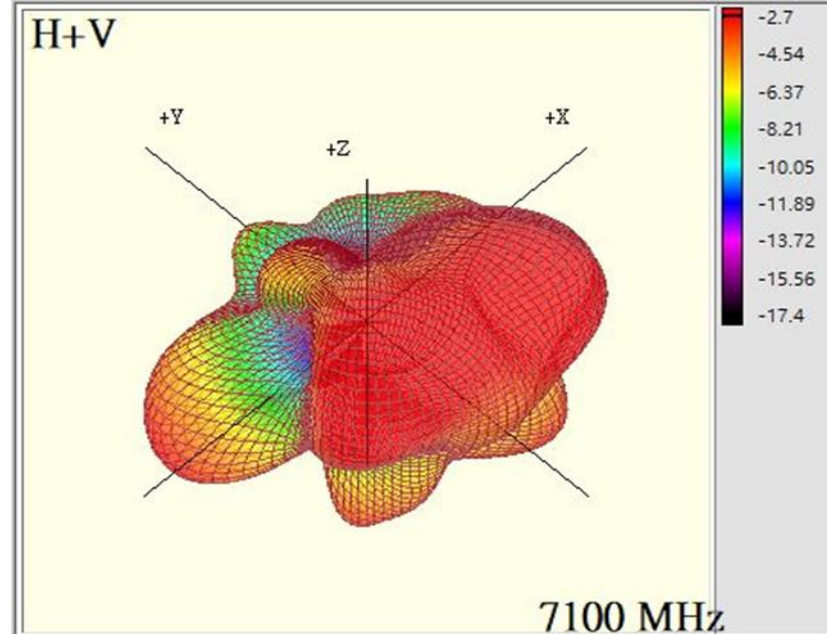
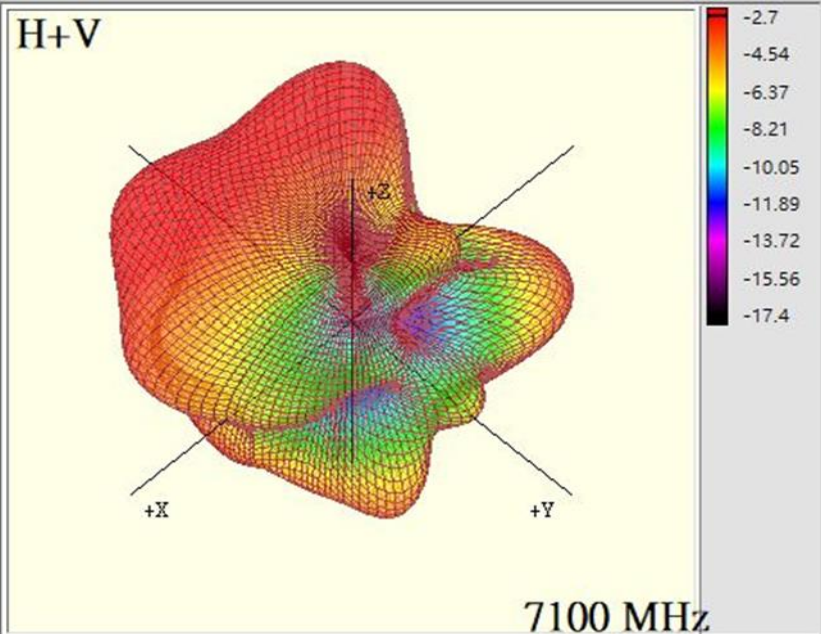
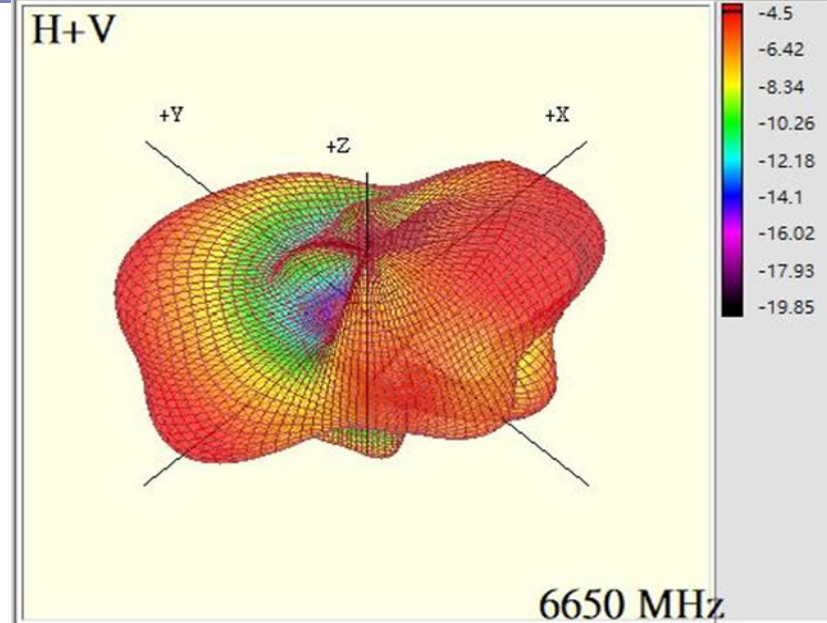
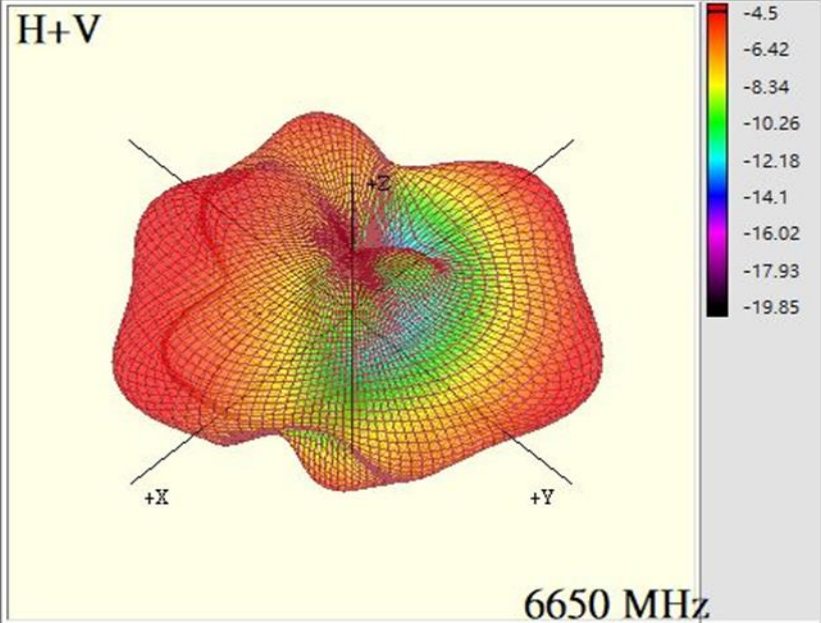
6200 MHz

H+V

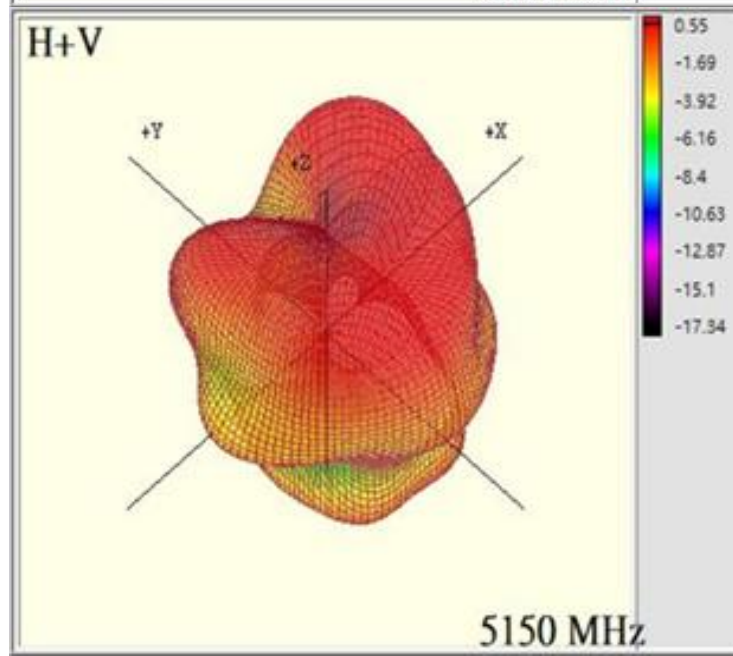
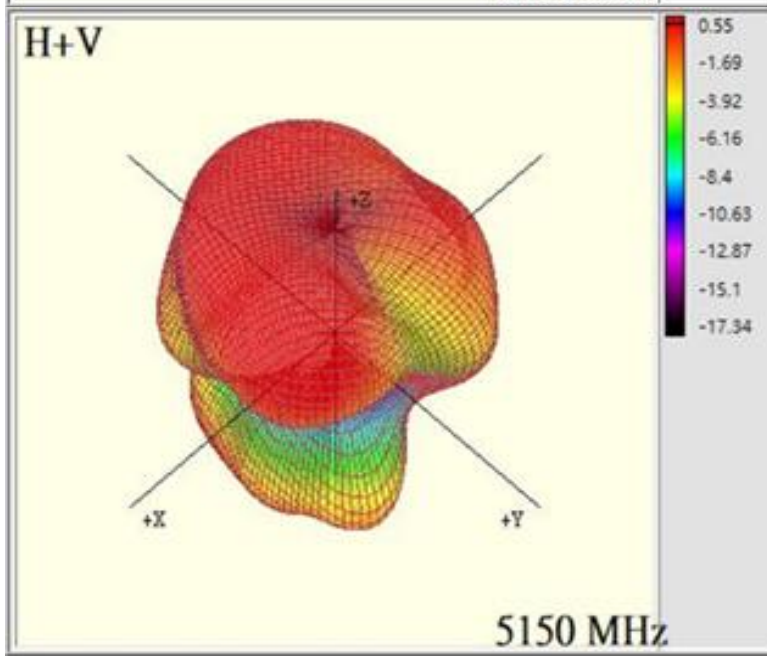
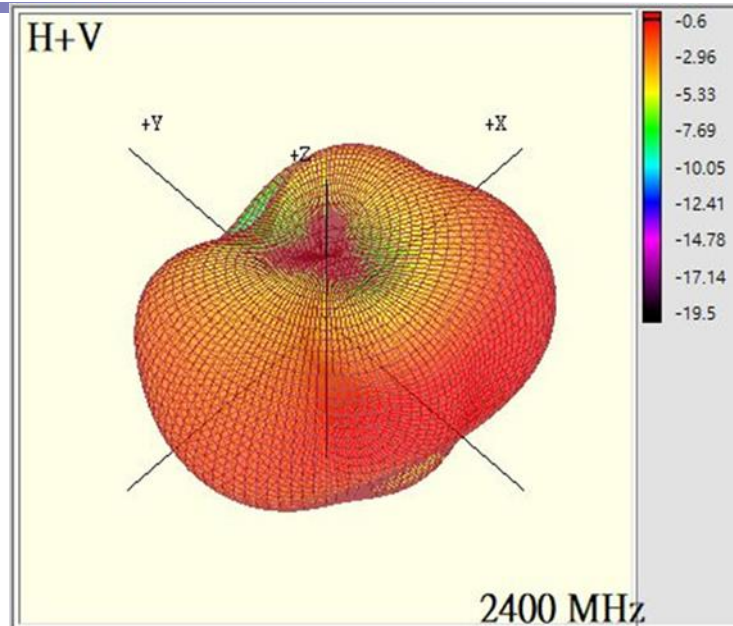
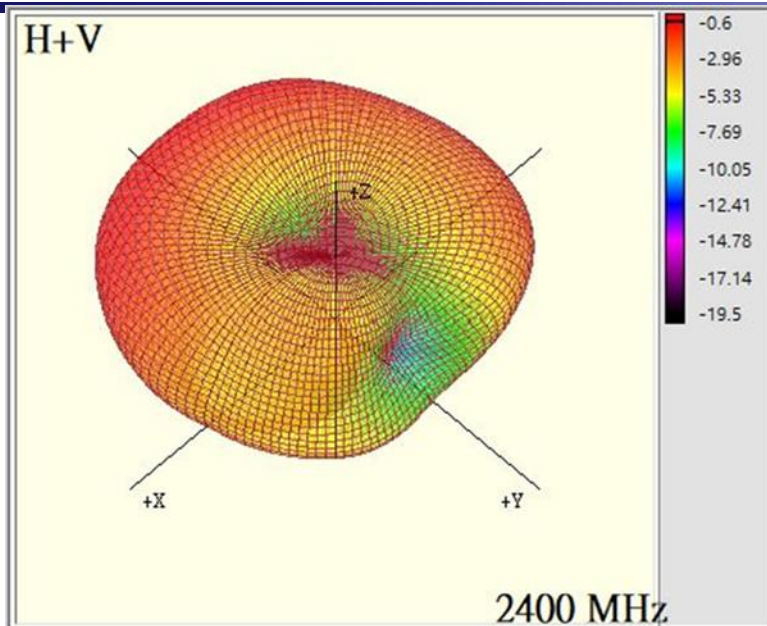


6200 MHz

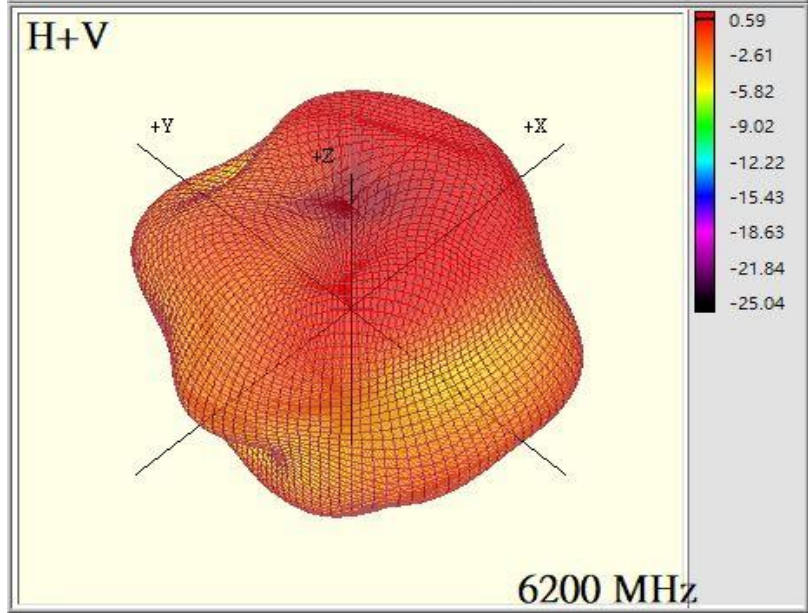
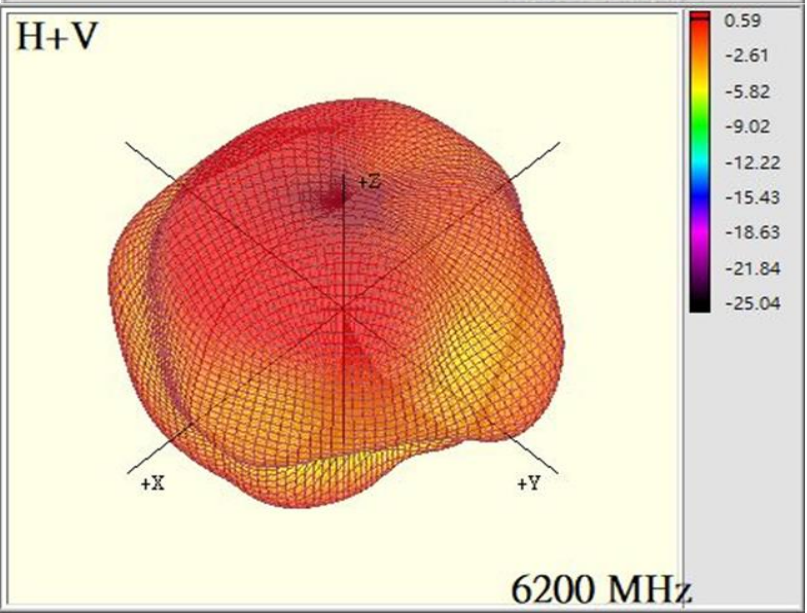
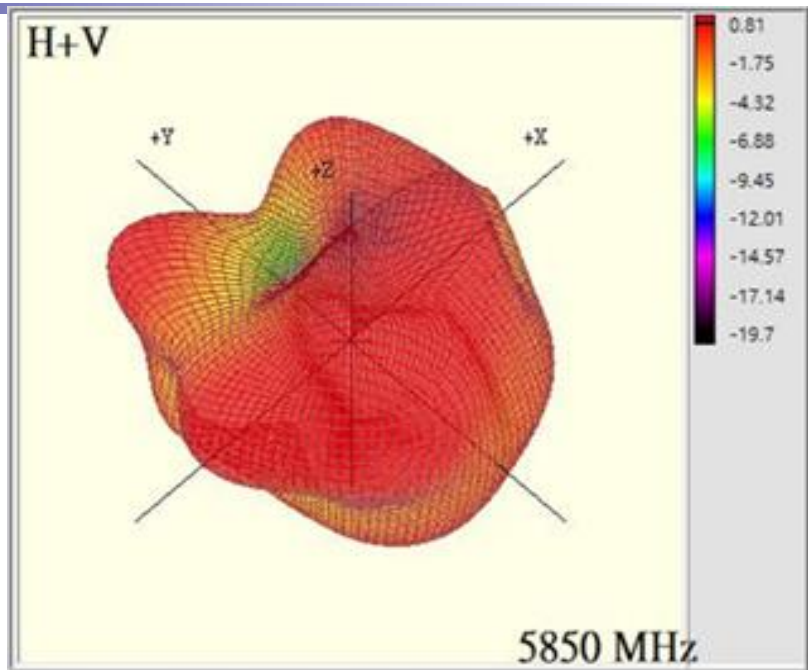
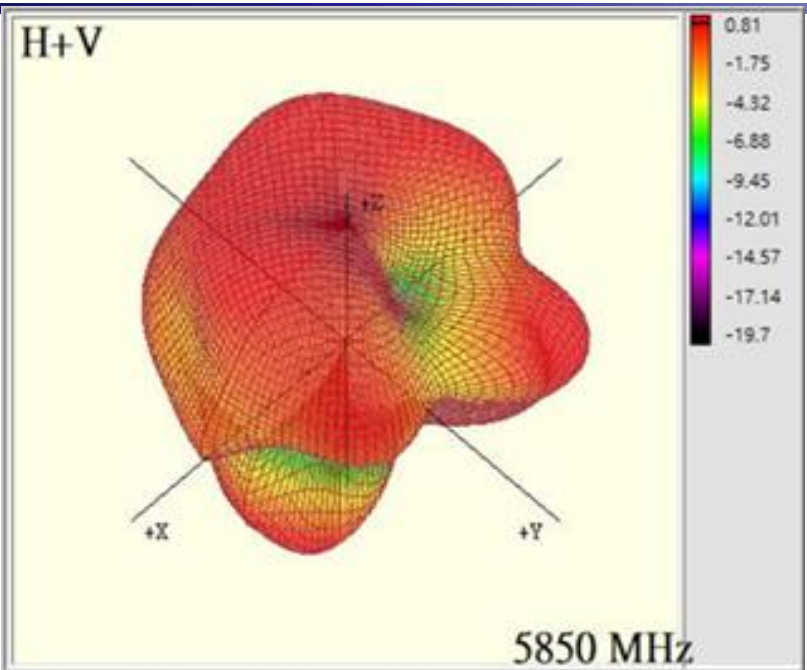
WIFI ANT4 Pattern



WIFI ANT5 Pattern


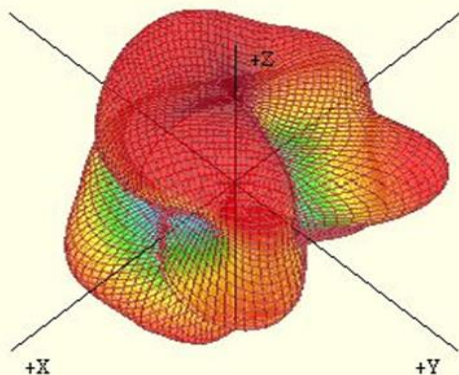


WIFI ANT5 Pattern




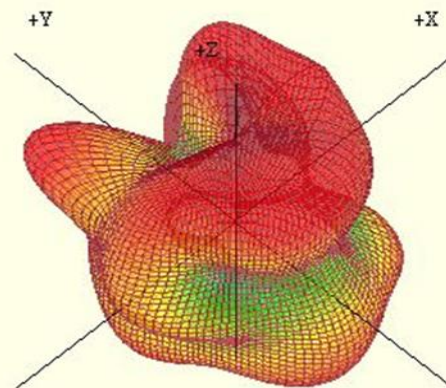
WIFI ANT5 Pattern

H+V




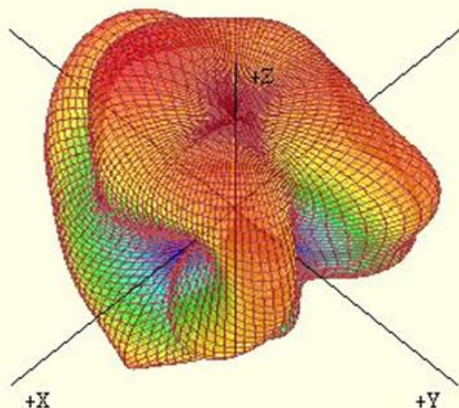
6650 MHz

H+V




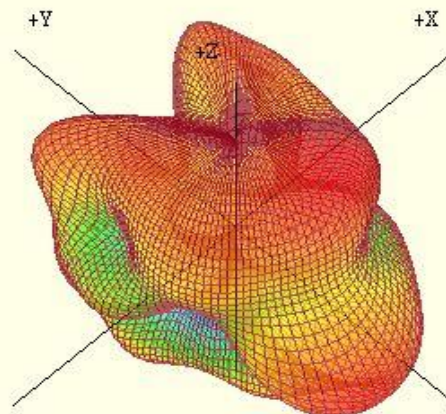
6650 MHz

H+V



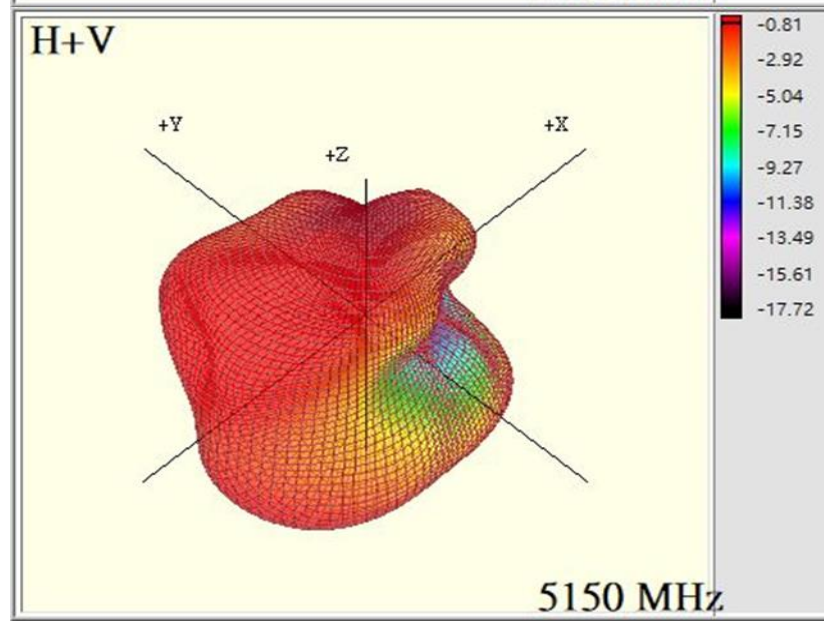
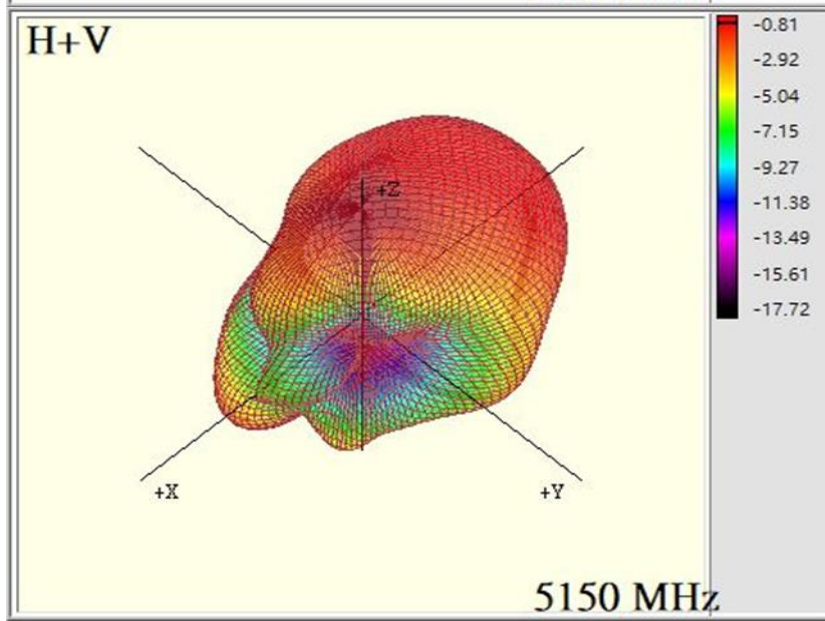
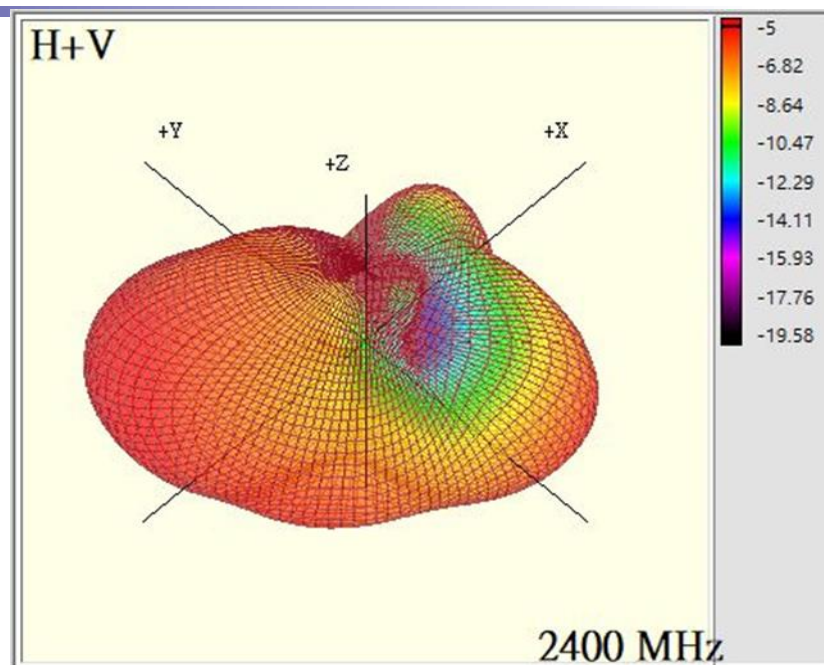
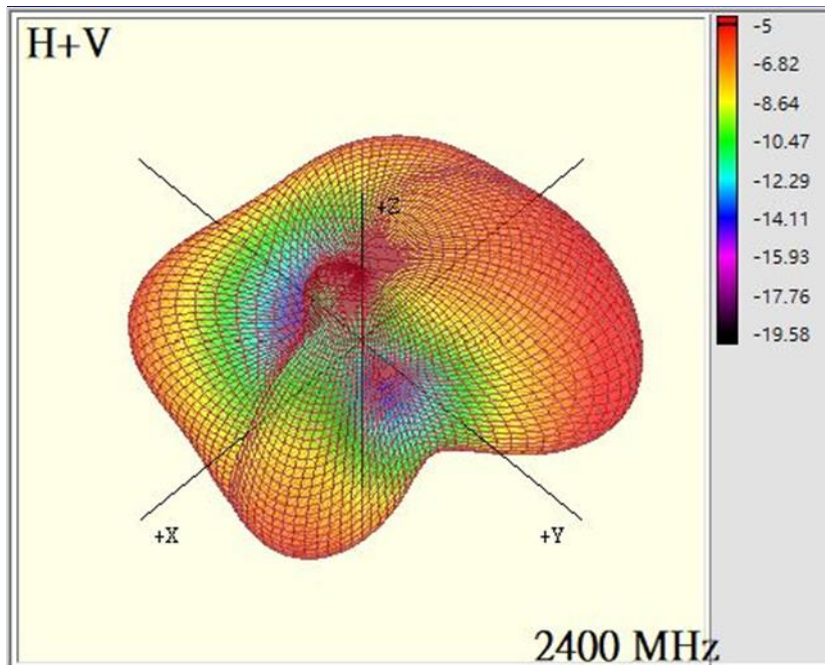
7100 MHz

H+V

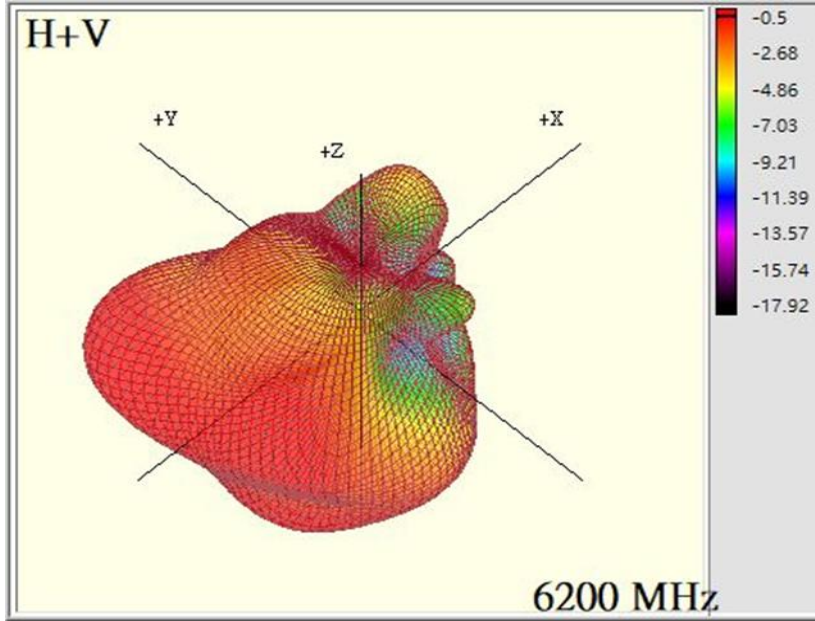
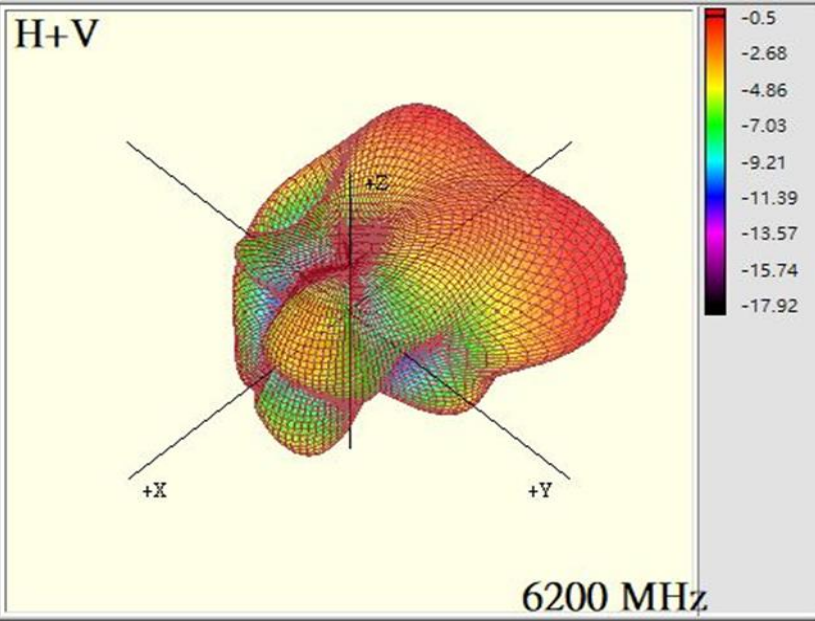
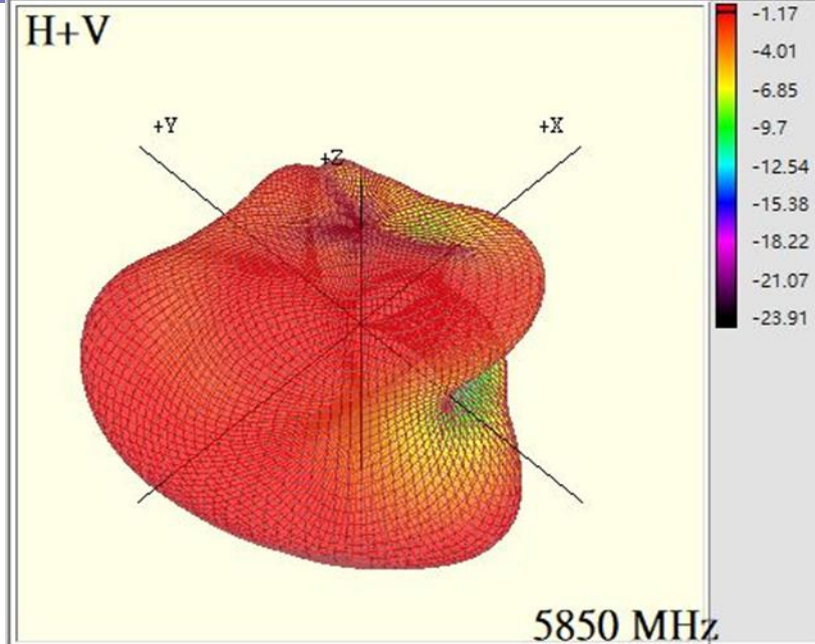
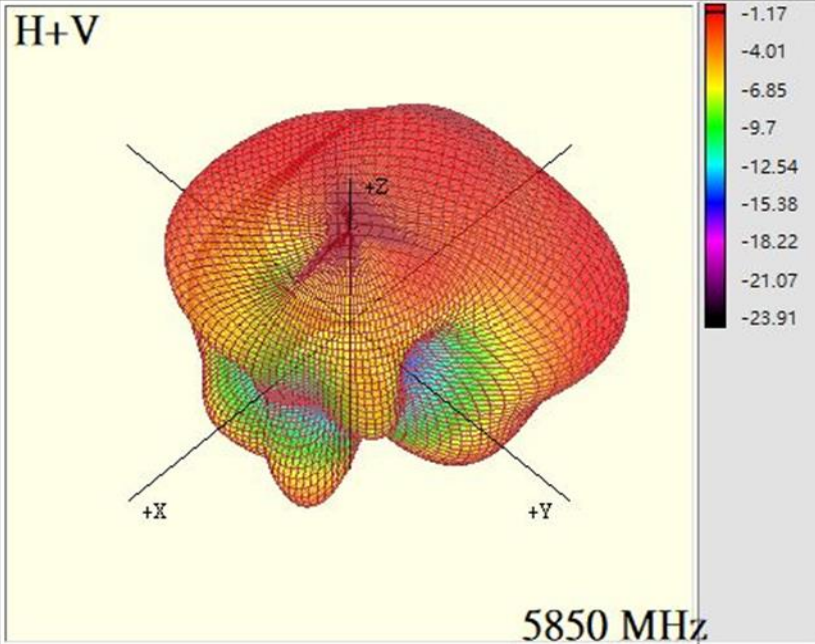


7100 MHz

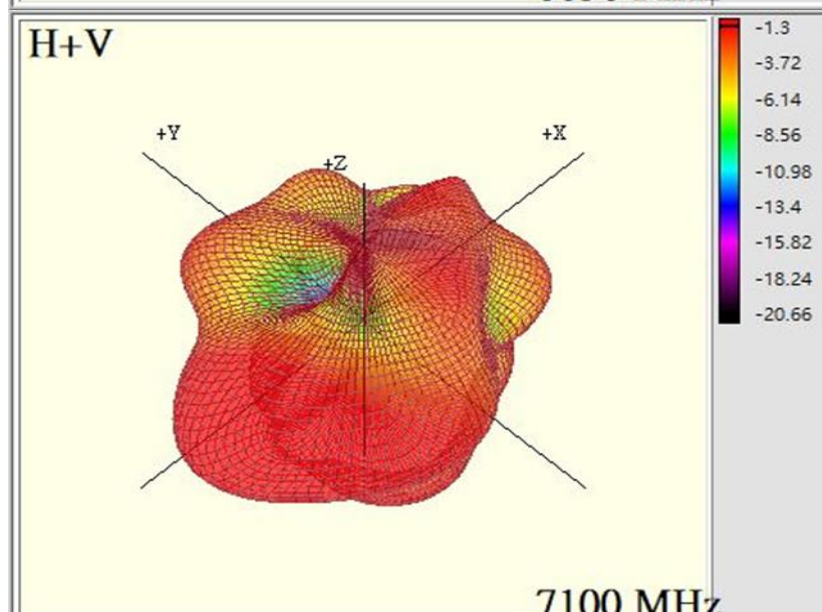
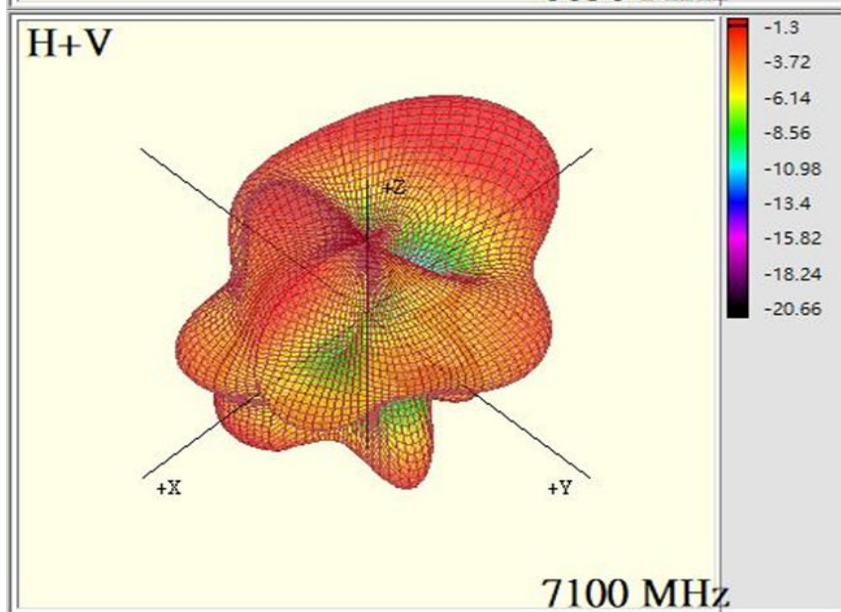
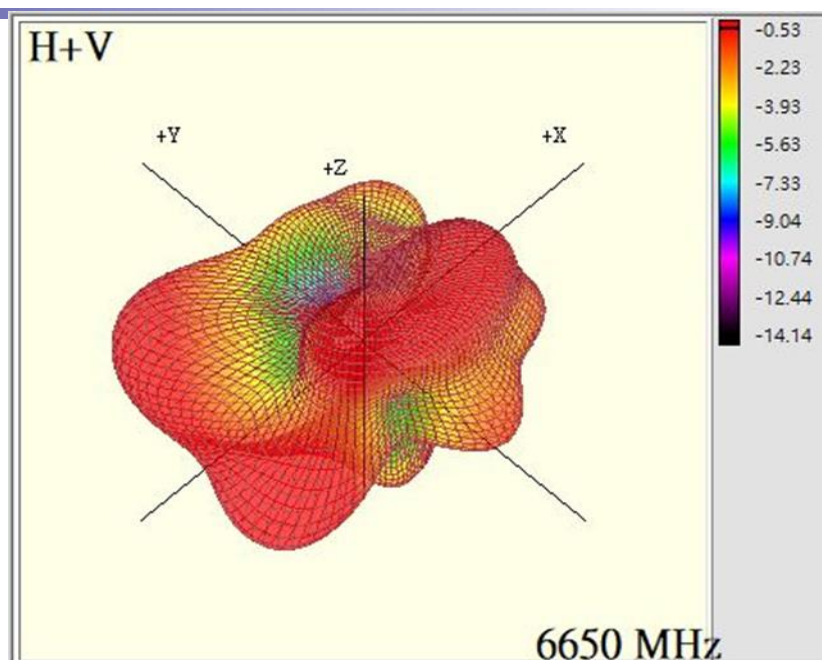
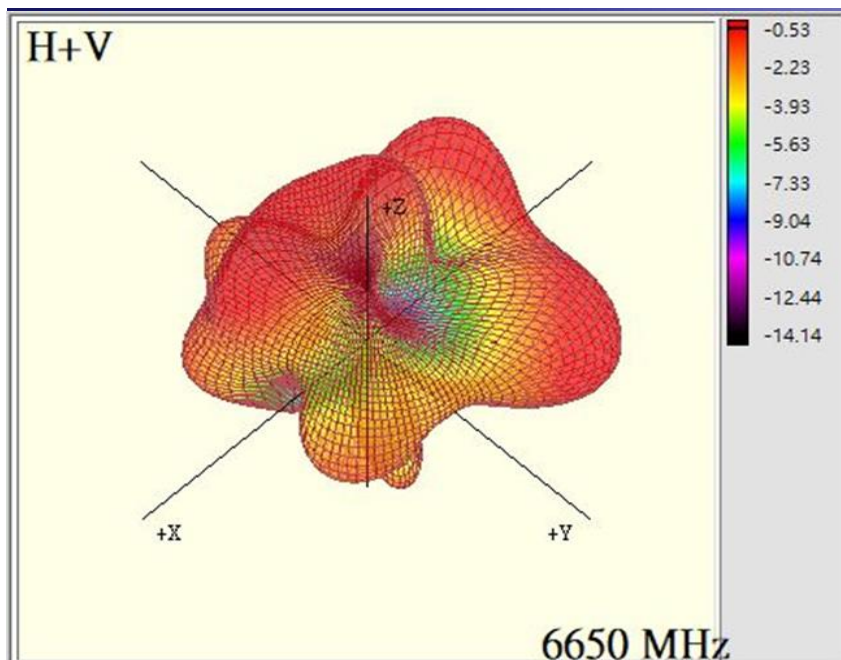
WiFi ANT6 Pattern



WIFI ANT6 Pattern



WIFI ANT6 Pattern



NFC Antenna

1. Antenna Type: Loop antenna
2. Antenna Dimension(mm): 50.56 x 37.5 x 0.26(L x W x H)
3. Manufacturer: INPAQ
4. Manufacturer P/N: NF-C-F9-R0-175-4
5. Test equipment: Micropross-CTS

