

Appendix F. Setup Photographs

<Conducted Emission>

Remote View






Rear View



<Radiated Emission>


X Plane for <Ant. 7>

LF




HF



SHF

Z Plane for <Ant. 8>


LF



HF



SHF



—————THE END—————