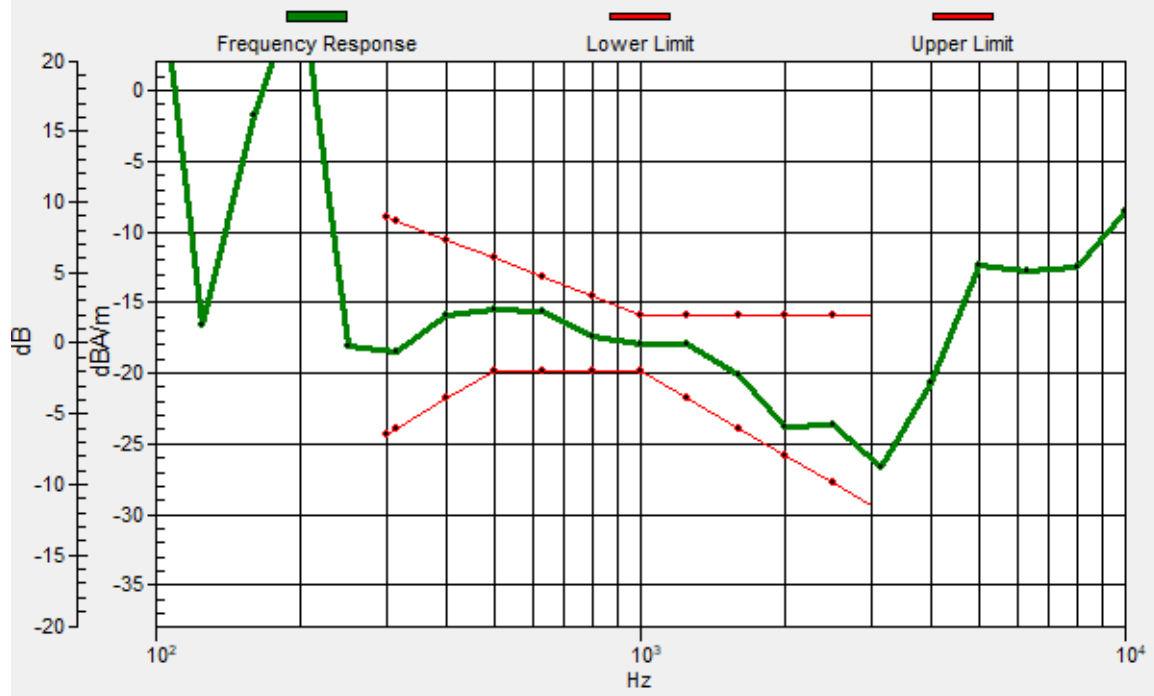


General Scans/z (axial) wideband at best S/N/ABM Freq Resp(x,y,z,f)

Loc: -0.8, -17.9, 3.7 mm Diff: 2dB



#29_HAC_T-Coil_WCDMA II_HSPA_Ch9400_Transversal(Y)

Communication System: WCDMA; Frequency: 1880 MHz

Medium: Air Medium parameters used: $\sigma = 0$ S/m, $\epsilon_r = 1$; $\rho = 0$ kg/m³

Ambient Temperature : 23.6 °C

DASY5 Configuration

- Probe: AM1DV3 - 3130; ; Calibrated: 2021/8/26
- Sensor-Surface: 0mm (Fix Surface)
- Electronics: DAE4 Sn1311; Calibrated: 2021/8/20
- Phantom: HAC Test Arch with AMCC; Type: SD HAC P01 BA;
- Measurement SW: DASY52, Version 52.10 (4); SEMCAD X Version 14.6.14 (7483)


General Scans/y (transversal) 4.2mm 50 x 50/ABM Interpolated SNR(x,y,z) (121x121x1):

Interpolated grid: dx=1.000 mm, dy=1.000 mm

ABM1/ABM2 = 27.89 dB

ABM1 comp = -14.69 dBA/m

Location: 9.6, -25, 3.7 mm



#30_HAC_T-Coil_WCDMA IV_HSPA_Ch1413_Axial (Z)

Communication System: WCDMA; Frequency: 1732.6 MHz

Medium: Air Medium parameters used: $\sigma = 0$ S/m, $\epsilon_r = 1$; $\rho = 0$ kg/m³

Ambient Temperature: 23.6 °C

DASY5 Configuration

- Probe: AM1DV3 - 3130; ; Calibrated: 2021/8/26
- Sensor-Surface: 0mm (Fix Surface)
- Electronics: DAE4 Sn1311; Calibrated: 2021/8/20
- Phantom: HAC Test Arch with AMCC; Type: SD HAC P01 BA;
- Measurement SW: DASY52, Version 52.10 (4); SEMCAD X Version 14.6.14 (7483)


General Scans/z (axial) 4.2mm 50 x 50/ABM Interpolated SNR(x,y,z) (121x121x1): Interpolated

grid: dx=1.000 mm, dy=1.000 mm

ABM1/ABM2 = 39.33 dB

ABM1 comp = -4.00 dBA/m

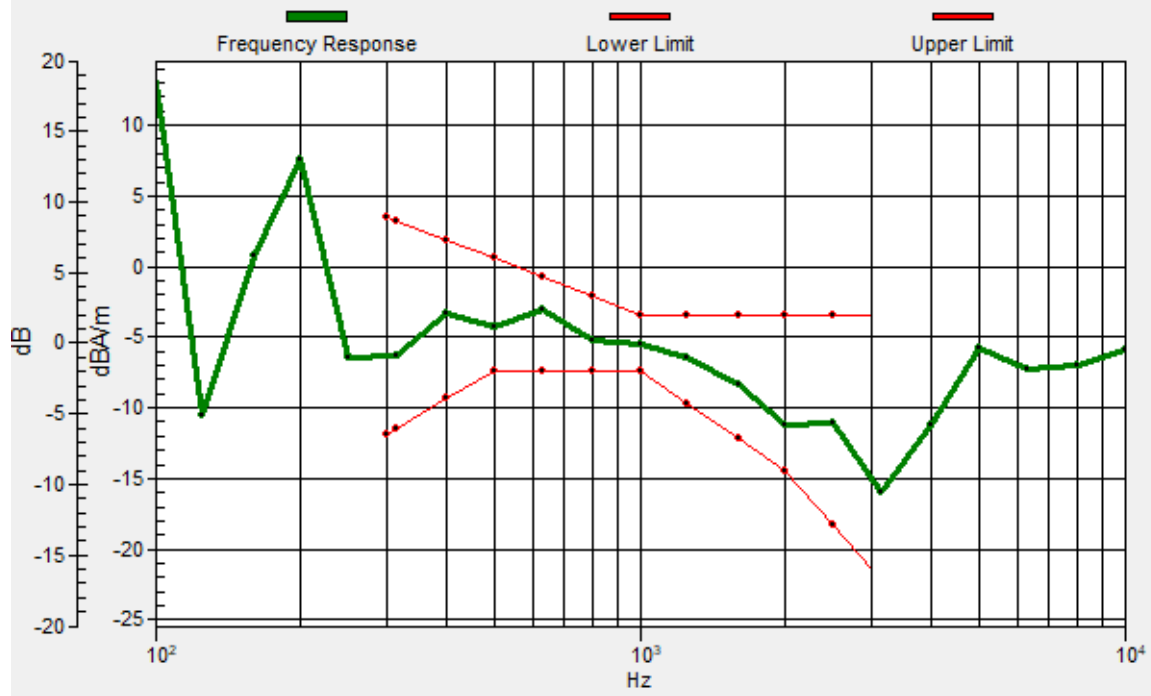
Location: 10.3, -15.9, 3.7 mm



0 dB = 92.58 = 39.33 dB

General Scans/z (axial) wideband at best S/N/ABM Freq Resp(x,y,z,f)

Loc: 10.4, -15.9, 3.7 mm Diff: 2dB



#30_HAC_T-Coil_WCDMA IV_HSPA_Ch1413_Transversal (Y)

Communication System: WCDMA; Frequency: 1732.6 MHz

Medium: Air Medium parameters used: $\sigma = 0$ S/m, $\epsilon_r = 1$; $\rho = 0$ kg/m³

Ambient Temperature: 23.6 °C

DASY5 Configuration

- Probe: AM1DV3 - 3130; ; Calibrated: 2021/8/26
- Sensor-Surface: 0mm (Fix Surface)
- Electronics: DAE4 Sn1311; Calibrated: 2021/8/20
- Phantom: HAC Test Arch with AMCC; Type: SD HAC P01 BA;
- Measurement SW: DASY52, Version 52.10 (4); SEMCAD X Version 14.6.14 (7483)


General Scans/y (transversal) 4.2mm 50 x 50/ABM Interpolated SNR(x,y,z) (121x121x1):

Interpolated grid: dx=1.000 mm, dy=1.000 mm

ABM1/ABM2 = 35.07 dB

ABM1 comp = -12.44 dBA/m

Location: 9.6, -25, 3.7 mm



#31_HAC_T-Coil_WCDMA V_HSPA_Ch4182_Axial (Z)

Communication System: WCDMA; Frequency: 836.4 MHz

Medium: Air Medium parameters used: $\sigma = 0$ S/m, $\epsilon_r = 1$; $\rho = 0$ kg/m³

Ambient Temperature: 23.6 °C

DASY5 Configuration

- Probe: AM1DV3 - 3130; ; Calibrated: 2021/8/26
- Sensor-Surface: 0mm (Fix Surface)
- Electronics: DAE4 Sn1311; Calibrated: 2021/8/20
- Phantom: HAC Test Arch with AMCC; Type: SD HAC P01 BA;
- Measurement SW: DASY52, Version 52.10 (4); SEMCAD X Version 14.6.14 (7483)


General Scans/z (axial) 4.2mm 50 x 50/ABM Interpolated SNR(x,y,z) (121x121x1): Interpolated

grid: dx=1.000 mm, dy=1.000 mm

ABM1/ABM2 = 39.21 dB

ABM1 comp = -4.18 dBA/m

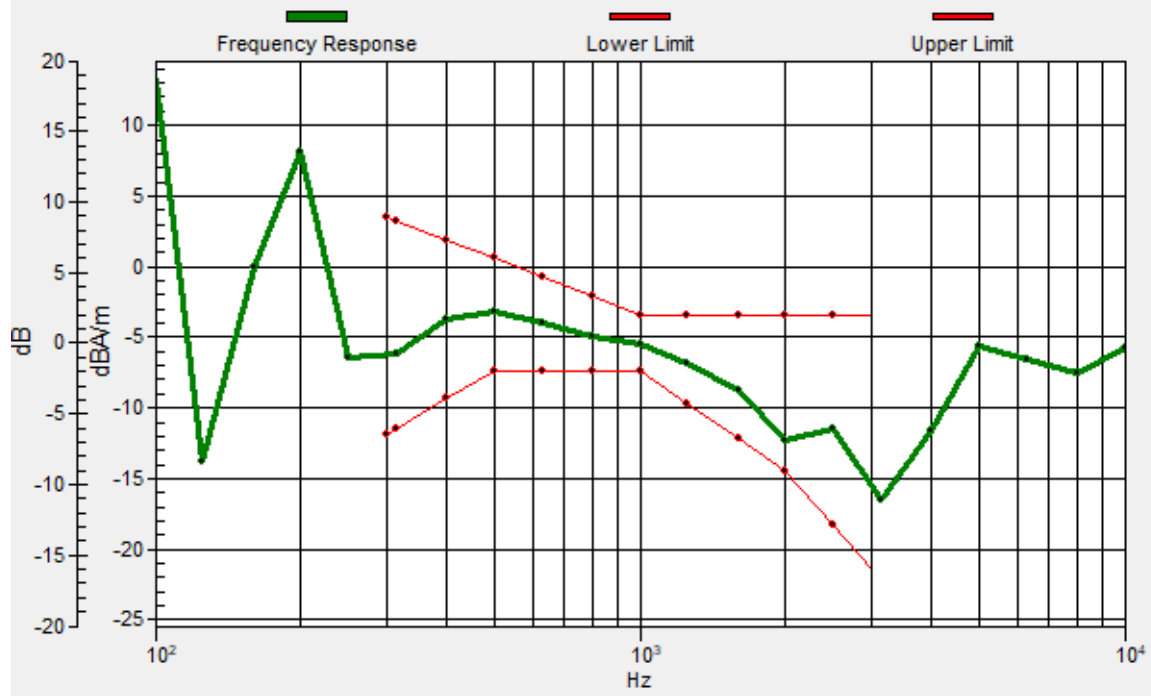
Location: 10.3, -15.9, 3.7 mm



0 dB = 91.27 = 39.21 dB

General Scans/z (axial) wideband at best S/N/ABM Freq Resp(x,y,z,f)

Loc: 9.9, -15.7, 3.7 mm Diff: 2dB



#31_HAC_T-Coil_WCDMA V_HSPA_Ch4182_Transversal (Y)

Communication System: WCDMA; Frequency: 836.4 MHz

Medium: Air Medium parameters used: $\sigma = 0$ S/m, $\epsilon_r = 1$; $\rho = 0$ kg/m³

Ambient Temperature: 23.6 °C

DASY5 Configuration

- Probe: AM1DV3 - 3130; ; Calibrated: 2021/8/26
- Sensor-Surface: 0mm (Fix Surface)
- Electronics: DAE4 Sn1311; Calibrated: 2021/8/20
- Phantom: HAC Test Arch with AMCC; Type: SD HAC P01 BA;
- Measurement SW: DASY52, Version 52.10 (4); SEMCAD X Version 14.6.14 (7483)


General Scans/y (transversal) 4.2mm 50 x 50/ABM Interpolated SNR(x,y,z) (121x121x1):

Interpolated grid: dx=1.000 mm, dy=1.000 mm

ABM1/ABM2 = 35.34 dB

ABM1 comp = -12.14 dBA/m

Location: 9.6, -25, 3.7 mm



#32_HAC_T-Coil_LTE Band 25_20M_QPSK_1_0_Ch26340_Axial (Z)

Communication System: LTE; Frequency: 1880 MHz

Medium: Air Medium parameters used: $\sigma = 0$ S/m, $\epsilon_r = 1$; $\rho = 0$ kg/m³

Ambient Temperature: 23.6 °C

DASY5 Configuration

- Probe: AM1DV3 - 3130; ; Calibrated: 2021/8/26
- Sensor-Surface: 0mm (Fix Surface)
- Electronics: DAE4 Sn1311; Calibrated: 2021/8/20
- Phantom: HAC Test Arch with AMCC; Type: SD HAC P01 BA;
- Measurement SW: DASY52, Version 52.10 (4); SEMCAD X Version 14.6.14 (7483)


General Scans/z (axial) 4.2mm 50 x 50/ABM Interpolated SNR(x,y,z) (121x121x1): Interpolated

grid: dx=1.000 mm, dy=1.000 mm

ABM1/ABM2 = 39.55 dB

ABM1 comp = -4.51 dBA/m

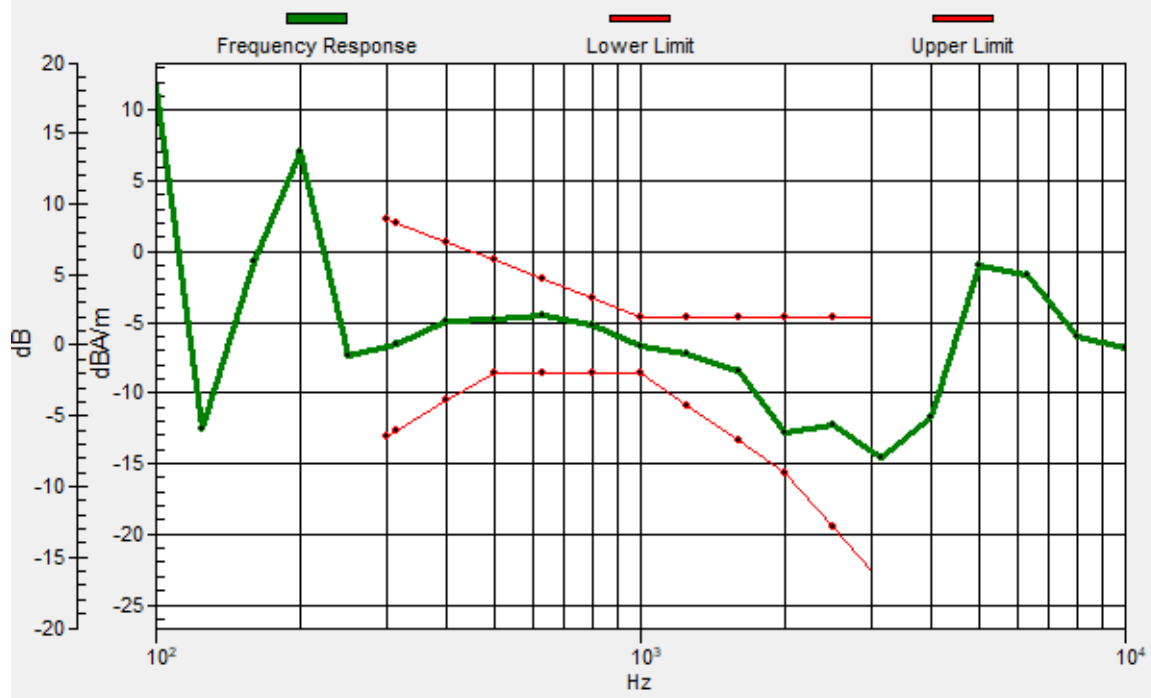
Location: 8.9, -17.3, 3.7 mm



0 dB = 94.92 = 39.55 dB

General Scans/z (axial) wideband at best S/N/ABM Freq Resp(x,y,z,f)

Loc: 8.7, -17.2, 3.7 mm Diff: 1.88dB



#32_HAC_T-Coil_LTE Band 25_20M_QPSK_1_0_Ch26340_Transversal (Y)

Communication System: LTE; Frequency: 1880 MHz

Medium: Air Medium parameters used: $\sigma = 0$ S/m, $\epsilon_r = 1$; $\rho = 0$ kg/m³

Ambient Temperature: 23.6 °C

DASY5 Configuration

- Probe: AM1DV3 - 3130; ; Calibrated: 2021/8/26

- Sensor-Surface: 0mm (Fix Surface)

- Electronics: DAE4 Sn1311; Calibrated: 2021/8/20

- Phantom: HAC Test Arch with AMCC; Type: SD HAC P01 BA;

- Measurement SW: DASY52, Version 52.10 (4); SEMCAD X Version 14.6.14 (7483)


General Scans/y (transversal) 4.2mm 50 x 50/ABM Interpolated SNR(x,y,z) (121x121x1):

Interpolated grid: dx=1.000 mm, dy=1.000 mm

ABM1/ABM2 = 34.69 dB

ABM1 comp = -12.84 dBA/m

Location: 8.2, -25, 3.7 mm



0 dB = 54.24 = 34.69 dB

#33_HAC_T-Coil_LTE Band 41_20M_QPSK_1_0_Ch40620_Axial (Z)

Communication System: LTE TDD; Frequency: 2593 MHz

Medium: Air Medium parameters used: $\sigma = 0$ S/m, $\epsilon_r = 1$; $\rho = 0$ kg/m³

Ambient Temperature: 23.6 °C

DASY5 Configuration

- Probe: AM1DV3 - 3130; ; Calibrated: 2021/8/26
- Sensor-Surface: 0mm (Fix Surface)
- Electronics: DAE4 Sn1311; Calibrated: 2021/8/20
- Phantom: HAC Test Arch with AMCC; Type: SD HAC P01 BA;
- Measurement SW: DASY52, Version 52.10 (4); SEMCAD X Version 14.6.14 (7483)


General Scans/z (axial) 4.2mm 50 x 50/ABM Interpolated SNR(x,y,z) (121x121x1): Interpolated

grid: dx=1.000 mm, dy=1.000 mm

ABM1/ABM2 = 38.57 dB

ABM1 comp = -3.36 dBA/m

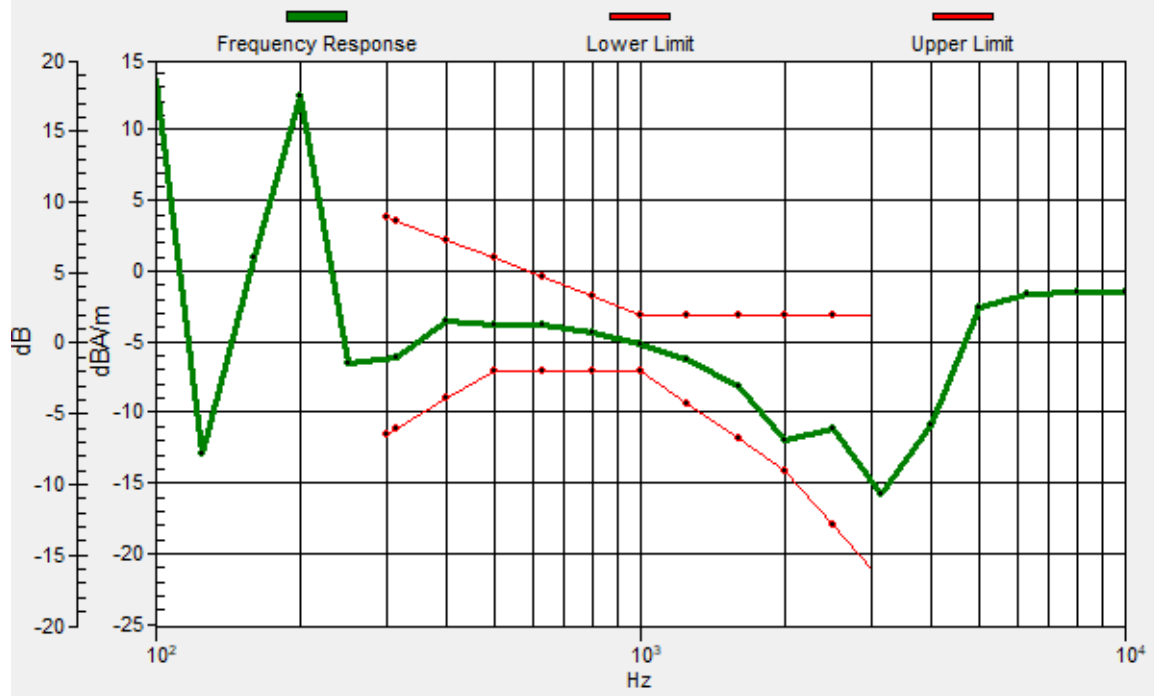
Location: 10.3, -17.3, 3.7 mm



0 dB = 84.77 = 38.56 dB

General Scans/z (axial) wideband at best S/N/ABM Freq Resp(x,y,z,f)

Loc: 10.2, -17.3, 3.7 mm Diff: 2dB



#33_HAC_T-Coil_LTE Band 41_20M_QPSK_1_0_Ch40620_Transversal (Y)

Communication System: LTE TDD; Frequency: 2593 MHz

Medium: Air Medium parameters used: $\sigma = 0$ S/m, $\epsilon_r = 1$; $\rho = 0$ kg/m³

Ambient Temperature: 23.6 °C

DASY5 Configuration

- Probe: AM1DV3 - 3130; ; Calibrated: 2021/8/26
- Sensor-Surface: 0mm (Fix Surface)
- Electronics: DAE4 Sn1311; Calibrated: 2021/8/20
- Phantom: HAC Test Arch with AMCC; Type: SD HAC P01 BA;
- Measurement SW: DASY52, Version 52.10 (4); SEMCAD X Version 14.6.14 (7483)


General Scans/y (transversal) 4.2mm 50 x 50/ABM Interpolated SNR(x,y,z) (121x121x1):

Interpolated grid: dx=1.000 mm, dy=1.000 mm

ABM1/ABM2 = 32.45 dB

ABM1 comp = -12.31 dBA/m

Location: 8.2, -25, 3.7 mm



0 dB = 41.93 = 32.45 dB

#34_HAC_T-Coil_WLAN2.4G_802.11b 1Mbps_Ch6;Ant 4_Axial (Z)

Communication System: 802.11b; Frequency: 2437 MHz

Medium: Air Medium parameters used: $\sigma = 0$ S/m, $\epsilon_r = 1$; $\rho = 0$ kg/m³

Ambient Temperature: 23.6 °C

DASY5 Configuration

- Probe: AM1DV3 - 3130; ; Calibrated: 2021/8/26
- Sensor-Surface: 0mm (Fix Surface)
- Electronics: DAE4 Sn1311; Calibrated: 2021/8/20
- Phantom: HAC Test Arch with AMCC; Type: SD HAC P01 BA;
- Measurement SW: DASY52, Version 52.10 (4); SEMCAD X Version 14.6.14 (7483)

General Scans/z (axial) 4.2mm 50 x 50/ABM Interpolated SNR(x,y,z) (121x121x1): Interpolated

grid: dx=1.000 mm, dy=1.000 mm

ABM1/ABM2 = 36.68 dB

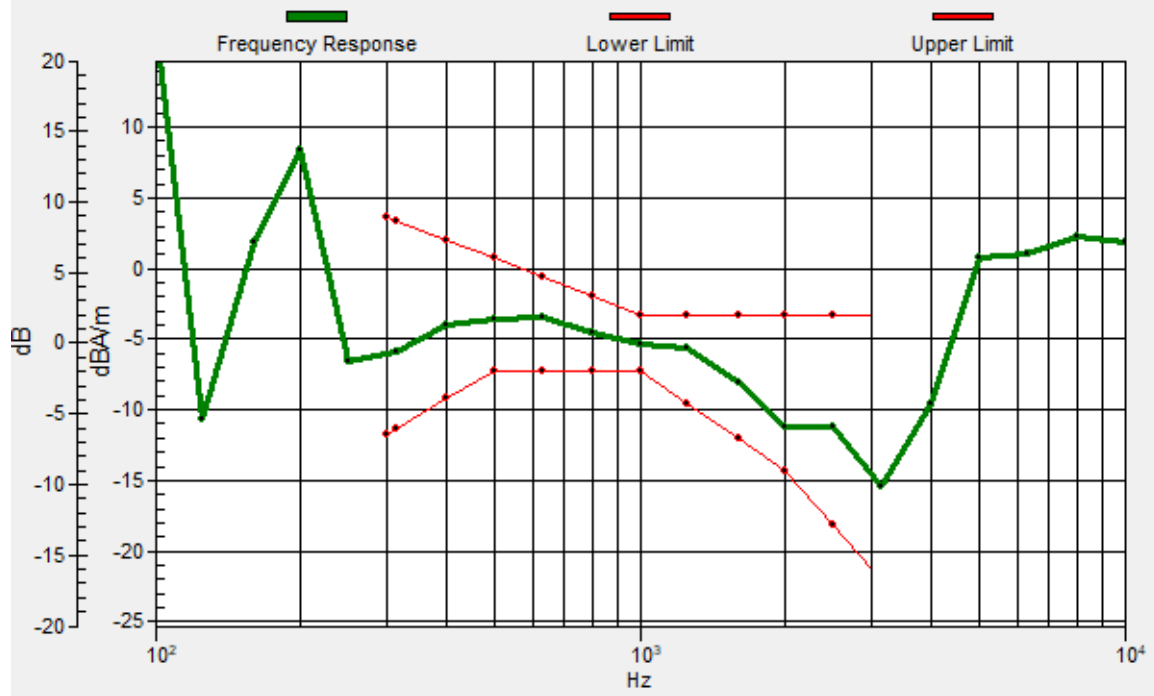
ABM1 comp = -3.21 dBA/m

Location: 11, -17.3, 3.7 mm



General Scans/z (axial) wideband at best S/N/ABM Freq Resp(x,y,z,f)

Loc: 10.8, -17.2, 3.7 mm Diff: 2dB



#34_HAC_T-Coil_WLAN2.4G_802.11b 1Mbps_Ch6;Ant 4_Transversal (Y)

Communication System: 802.11b; Frequency: 2437 MHz

Medium: Air Medium parameters used: $\sigma = 0$ S/m, $\epsilon_r = 1$; $\rho = 0$ kg/m³

Ambient Temperature: 23.6 °C

DASY5 Configuration

- Probe: AM1DV3 - 3130; ; Calibrated: 2021/8/26
- Sensor-Surface: 0mm (Fix Surface)
- Electronics: DAE4 Sn1311; Calibrated: 2021/8/20
- Phantom: HAC Test Arch with AMCC; Type: SD HAC P01 BA;
- Measurement SW: DASY52, Version 52.10 (4); SEMCAD X Version 14.6.14 (7483)

General Scans/y (transversal) 4.2mm 50 x 50/ABM Interpolated SNR(x,y,z) (121x121x1):

Interpolated grid: dx=1.000 mm, dy=1.000 mm

ABM1/ABM2 = 29.87 dB

ABM1 comp = -13.56 dBA/m

Location: 6.1, -25, 3.7 mm



#35_HAC_T-Coil_WLAN5G_802.11a 6Mbps_Ch60;Ant 4_Axial (Z)

Communication System: 802.11a; Frequency: 5300 MHz

Medium: Air Medium parameters used: $\sigma = 0$ S/m, $\epsilon_r = 1$; $\rho = 0$ kg/m³

Ambient Temperature: 23.6 °C

DASY5 Configuration

- Probe: AM1DV3 - 3130; ; Calibrated: 2021/8/26
- Sensor-Surface: 0mm (Fix Surface)
- Electronics: DAE4 Sn1311; Calibrated: 2021/8/20
- Phantom: HAC Test Arch with AMCC; Type: SD HAC P01 BA;
- Measurement SW: DASY52, Version 52.10 (4); SEMCAD X Version 14.6.14 (7483)


General Scans/z (axial) 4.2mm 50 x 50/ABM Interpolated SNR(x,y,z) (121x121x1): Interpolated

grid: dx=1.000 mm, dy=1.000 mm

ABM1/ABM2 = 37.76 dB

ABM1 comp = -3.70 dBA/m

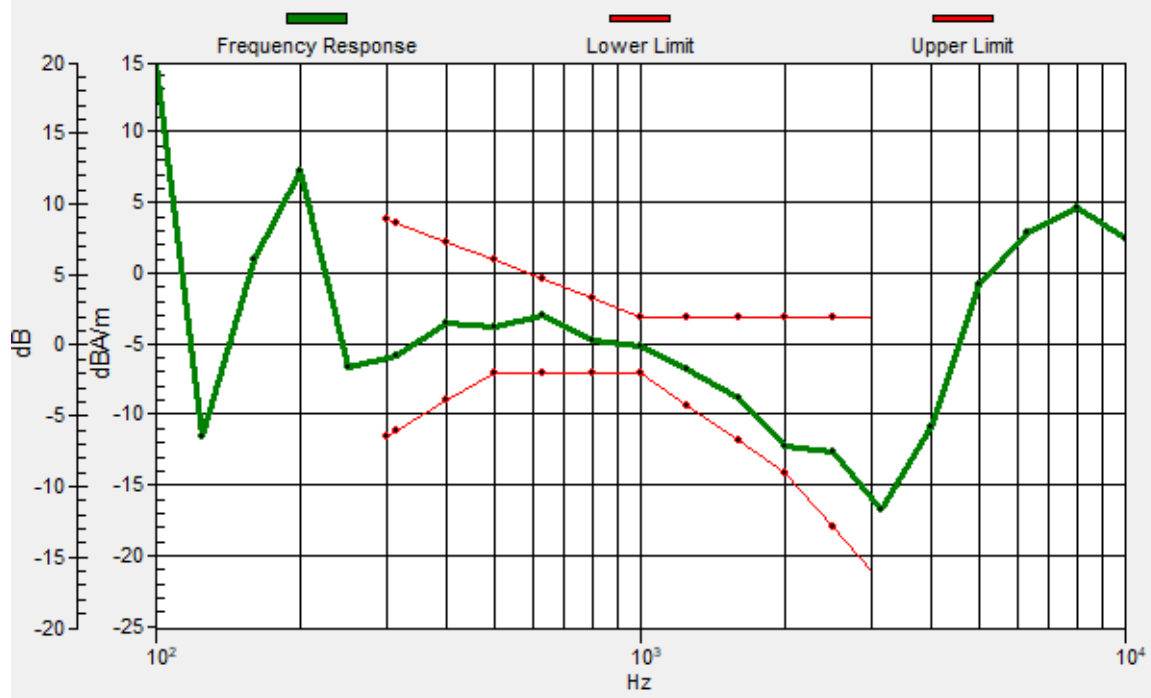
Location: 10.3, -15.2, 3.7 mm



0 dB = 77.30 = 37.76 dB

General Scans/z (axial) wideband at best S/N/ABM Freq Resp(x,y,z,f)

Loc: 10.4, -15.3, 3.7 mm Diff: 1.8dB



#35_HAC_T-Coil_WLAN5G_802.11a 6Mbps_Ch60;Ant 4_Transversal (Y)

Communication System: 802.11a; Frequency: 5300 MHz

Medium: Air Medium parameters used: $\sigma = 0$ S/m, $\epsilon_r = 1$; $\rho = 0$ kg/m³

Ambient Temperature: 23.6 °C

DASY5 Configuration

- Probe: AM1DV3 - 3130; ; Calibrated: 2021/8/26
- Sensor-Surface: 0mm (Fix Surface)
- Electronics: DAE4 Sn1311; Calibrated: 2021/8/20
- Phantom: HAC Test Arch with AMCC; Type: SD HAC P01 BA;
- Measurement SW: DASY52, Version 52.10 (4); SEMCAD X Version 14.6.14 (7483)


General Scans/y (transversal) 4.2mm 50 x 50/ABM Interpolated SNR(x,y,z) (121x121x1):

Interpolated grid: dx=1.000 mm, dy=1.000 mm

ABM1/ABM2 = 31.74 dB

ABM1 comp = -14.18 dBA/m

Location: 5.4, -25, 3.7 mm



0 dB = 38.62 = 31.74 dB

#36_HAC_T-Coil_WLAN2.4G_802.11b 1Mbps_Ch6;Ant 5_Axial (Z)

Communication System: 802.11b; Frequency: 2437 MHz

Medium: Air Medium parameters used: $\sigma = 0$ S/m, $\epsilon_r = 1$; $\rho = 0$ kg/m³

Ambient Temperature: 23.6 °C

DASY5 Configuration

- Probe: AM1DV3 - 3130; ; Calibrated: 2021/8/26
- Sensor-Surface: 0mm (Fix Surface)
- Electronics: DAE4 Sn1311; Calibrated: 2021/8/20
- Phantom: HAC Test Arch with AMCC; Type: SD HAC P01 BA;
- Measurement SW: DASY52, Version 52.10 (4); SEMCAD X Version 14.6.14 (7483)

General Scans/z (axial) 4.2mm 50 x 50/ABM Interpolated SNR(x,y,z) (121x121x1): Interpolated

grid: dx=1.000 mm, dy=1.000 mm

ABM1/ABM2 = 36.44 dB

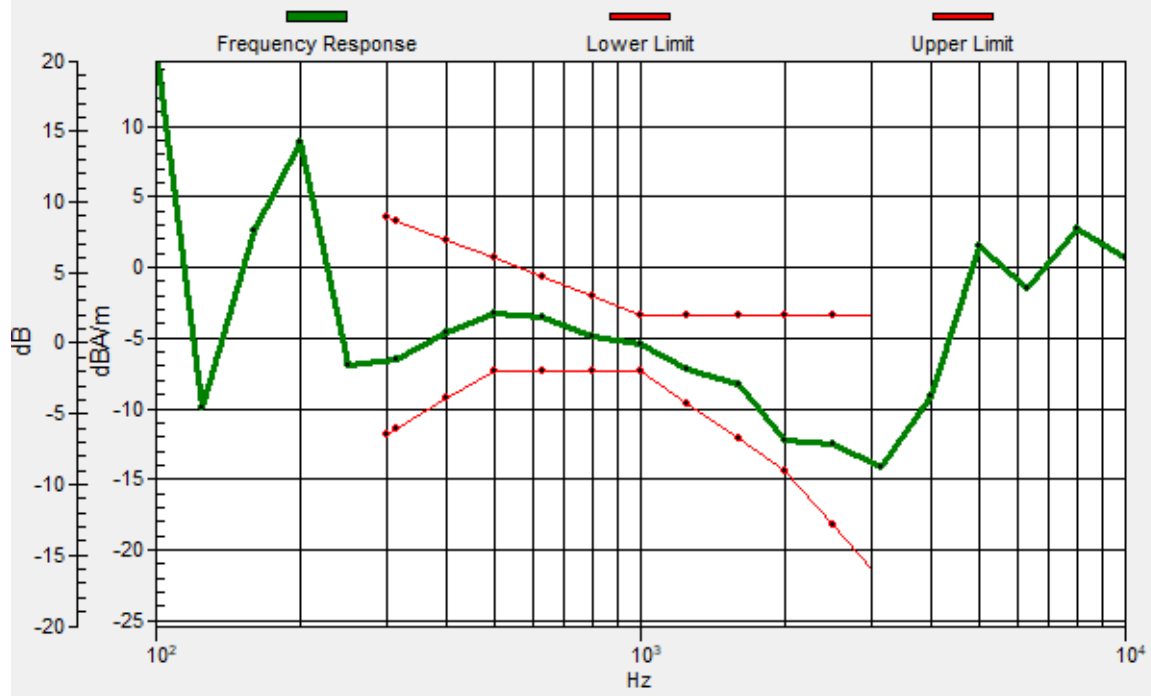
ABM1 comp = -3.68 dBA/m

Location: 10.3, -17.3, 3.7 mm



General Scans/z (axial) wideband at best S/N/ABM Freq Resp(x,y,z,f)

Loc: 10.3, -17.4, 3.7 mm Diff: 2dB



#36_HAC_T-Coil_WLAN2.4G_802.11b 1Mbps_Ch6;Ant 5_Transversal (Y)

Communication System: 802.11b; Frequency: 2437 MHz

Medium: Air Medium parameters used: $\sigma = 0$ S/m, $\epsilon_r = 1$; $\rho = 0$ kg/m³

Ambient Temperature: 23.6 °C

DASY5 Configuration

- Probe: AM1DV3 - 3130; ; Calibrated: 2021/8/26
- Sensor-Surface: 0mm (Fix Surface)
- Electronics: DAE4 Sn1311; Calibrated: 2021/8/20
- Phantom: HAC Test Arch with AMCC; Type: SD HAC P01 BA;
- Measurement SW: DASY52, Version 52.10 (4); SEMCAD X Version 14.6.14 (7483)

General Scans/y (transversal) 4.2mm 50 x 50/ABM Interpolated SNR(x,y,z) (121x121x1):

Interpolated grid: dx=1.000 mm, dy=1.000 mm

ABM1/ABM2 = 30.28 dB

ABM1 comp = -13.79 dBA/m

Location: 5.4, -25, 3.7 mm



#37_HAC_T-Coil_WLAN5G_802.11a 6Mbps_Ch124;Ant 5_Axial (Z)

Communication System: 802.11a; Frequency: 5620 MHz

Medium: Air Medium parameters used: $\sigma = 0$ S/m, $\epsilon_r = 1$; $\rho = 0$ kg/m³

Ambient Temperature: 23.6 °C

DASY5 Configuration

- Probe: AM1DV3 - 3130; ; Calibrated: 2021/8/26
- Sensor-Surface: 0mm (Fix Surface)
- Electronics: DAE4 Sn1311; Calibrated: 2021/8/20
- Phantom: HAC Test Arch with AMCC; Type: SD HAC P01 BA;
- Measurement SW: DASY52, Version 52.10 (4); SEMCAD X Version 14.6.14 (7483)


General Scans/z (axial) 4.2mm 50 x 50/ABM Interpolated SNR(x,y,z) (121x121x1): Interpolated

grid: dx=1.000 mm, dy=1.000 mm

ABM1/ABM2 = 37.46 dB

ABM1 comp = -3.77 dBA/m

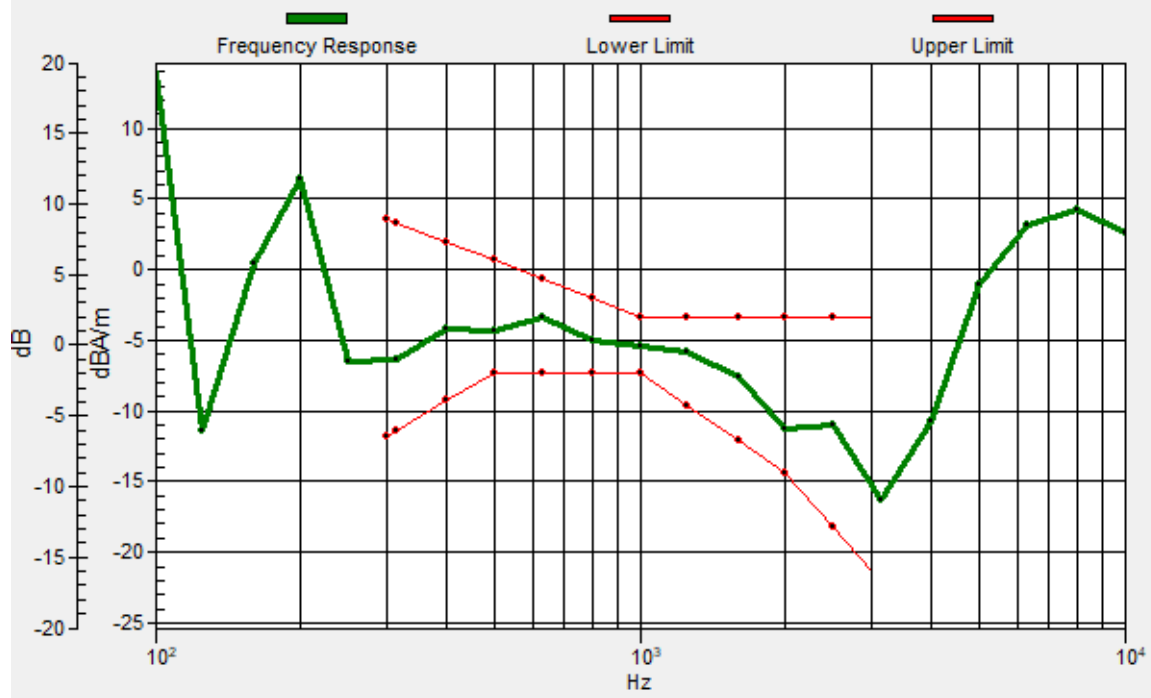
Location: 10.3, -15.9, 3.7 mm



0 dB = 74.61 = 37.46 dB

General Scans/z (axial) wideband at best S/N/ABM Freq Resp(x,y,z,f)

Loc: 10.3, -15.7, 3.7 mm Diff: 2dB



#37_HAC_T-Coil_WLAN5G_802.11a 6Mbps_Ch124;Ant 5_Transversal (Y)

Communication System: 802.11a; Frequency: 5620 MHz

Medium: Air Medium parameters used: $\sigma = 0$ S/m, $\epsilon_r = 1$; $\rho = 0$ kg/m³

Ambient Temperature: 23.6 °C

DASY5 Configuration

- Probe: AM1DV3 - 3130; ; Calibrated: 2021/8/26
- Sensor-Surface: 0mm (Fix Surface)
- Electronics: DAE4 Sn1311; Calibrated: 2021/8/20
- Phantom: HAC Test Arch with AMCC; Type: SD HAC P01 BA;
- Measurement SW: DASY52, Version 52.10 (4); SEMCAD X Version 14.6.14 (7483)


General Scans/y (transversal) 4.2mm 50 x 50/ABM Interpolated SNR(x,y,z) (121x121x1):

Interpolated grid: dx=1.000 mm, dy=1.000 mm

ABM1/ABM2 = 31.69 dB

ABM1 comp = -14.20 dBA/m

Location: 5.4, -25, 3.7 mm



0 dB = 38.42 = 31.69 dB

#38_HAC_T-Coil_LTE Band 7_20M_QPSK_1_0_Ch21100_Axial (Z)

Communication System: LTE; Frequency: 2535 MHz

Medium: Air Medium parameters used: $\sigma = 0$ S/m, $\epsilon_r = 1$; $\rho = 0$ kg/m³

Ambient Temperature: 23.6 °C

DASY5 Configuration

- Probe: AM1DV3 - 3130; ; Calibrated: 2021/8/26

- Sensor-Surface: 0mm (Fix Surface)

- Electronics: DAE4 Sn1311; Calibrated: 2021/8/20

- Phantom: HAC Test Arch with AMCC; Type: SD HAC P01 BA;

- Measurement SW: DASY52, Version 52.10 (4); SEMCAD X Version 14.6.14 (7483)

General Scans/z (axial) 4.2mm 50 x 50/ABM Interpolated SNR(x,y,z) (121x121x1): Interpolated

grid: dx=1.000 mm, dy=1.000 mm

ABM1/ABM2 = 39.61 dB

ABM1 comp = -4.60 dBA/m

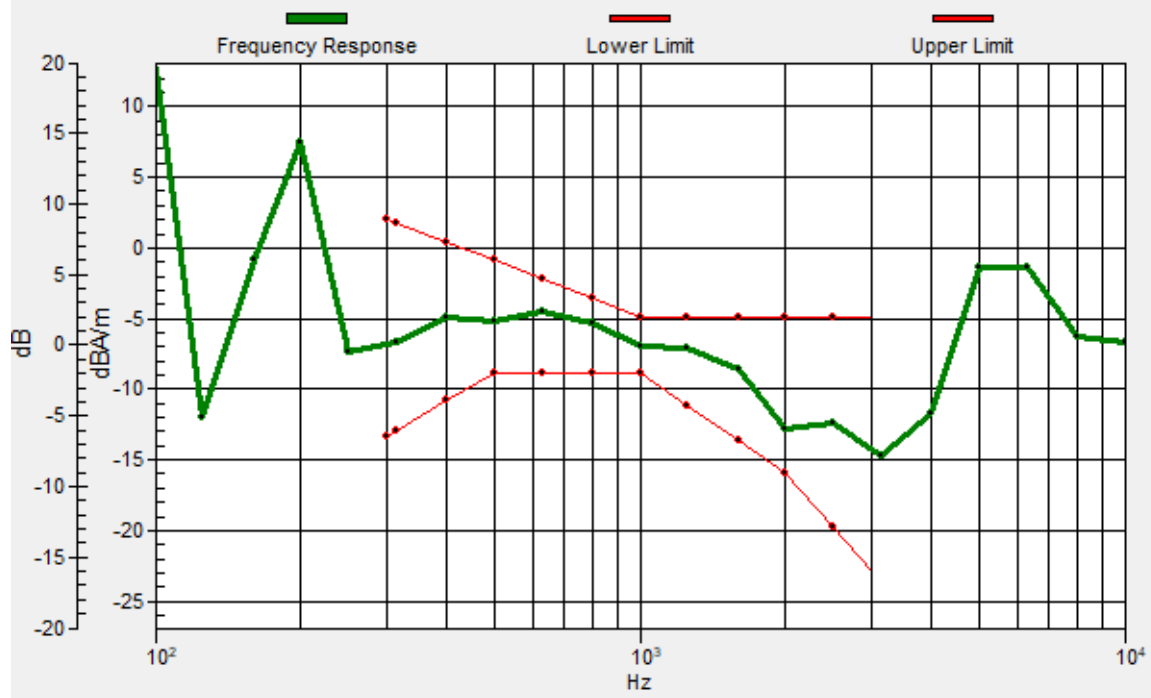
Location: 8.9, -17.3, 3.7 mm



0 dB = 95.61 = 39.61 dB

General Scans/z (axial) wideband at best S/N/ABM Freq Resp(x,y,z,f)

Loc: 8.9, -17.2, 3.7 mm Diff: 1.71dB



#38_HAC_T-Coil_LTE Band 7_20M_QPSK_1_0_Ch21100_Transversal (Y)

Communication System: LTE; Frequency: 2535 MHz

Medium: Air Medium parameters used: $\sigma = 0$ S/m, $\epsilon_r = 1$; $\rho = 0$ kg/m³

Ambient Temperature: 23.6 °C

DASY5 Configuration

- Probe: AM1DV3 - 3130; ; Calibrated: 2021/8/26
- Sensor-Surface: 0mm (Fix Surface)
- Electronics: DAE4 Sn1311; Calibrated: 2021/8/20
- Phantom: HAC Test Arch with AMCC; Type: SD HAC P01 BA;
- Measurement SW: DASY52, Version 52.10 (4); SEMCAD X Version 14.6.14 (7483)


General Scans/y (transversal) 4.2mm 50 x 50/ABM Interpolated SNR(x,y,z) (121x121x1):

Interpolated grid: dx=1.000 mm, dy=1.000 mm

ABM1/ABM2 = 34.63 dB

ABM1 comp = -12.60 dBA/m

Location: 9.6, -25, 3.7 mm



0 dB = 53.88 = 34.63 dB

#39_HAC_T-Coil_LTE Band 12_10M_QPSK_1_0_Ch23095_Axial (Z)

Communication System: LTE; Frequency: 707.5 MHz

Medium: Air Medium parameters used: $\sigma = 0$ S/m, $\epsilon_r = 1$; $\rho = 0$ kg/m³

Ambient Temperature: 23.6 °C

DASY5 Configuration

- Probe: AM1DV3 - 3130; ; Calibrated: 2021/8/26
- Sensor-Surface: 0mm (Fix Surface)
- Electronics: DAE4 Sn1311; Calibrated: 2021/8/20
- Phantom: HAC Test Arch with AMCC; Type: SD HAC P01 BA;
- Measurement SW: DASY52, Version 52.10 (4); SEMCAD X Version 14.6.14 (7483)

General Scans/z (axial) 4.2mm 50 x 50/ABM Interpolated SNR(x,y,z) (121x121x1): Interpolated

grid: dx=1.000 mm, dy=1.000 mm

ABM1/ABM2 = 39.82 dB

ABM1 comp = -3.76 dBA/m

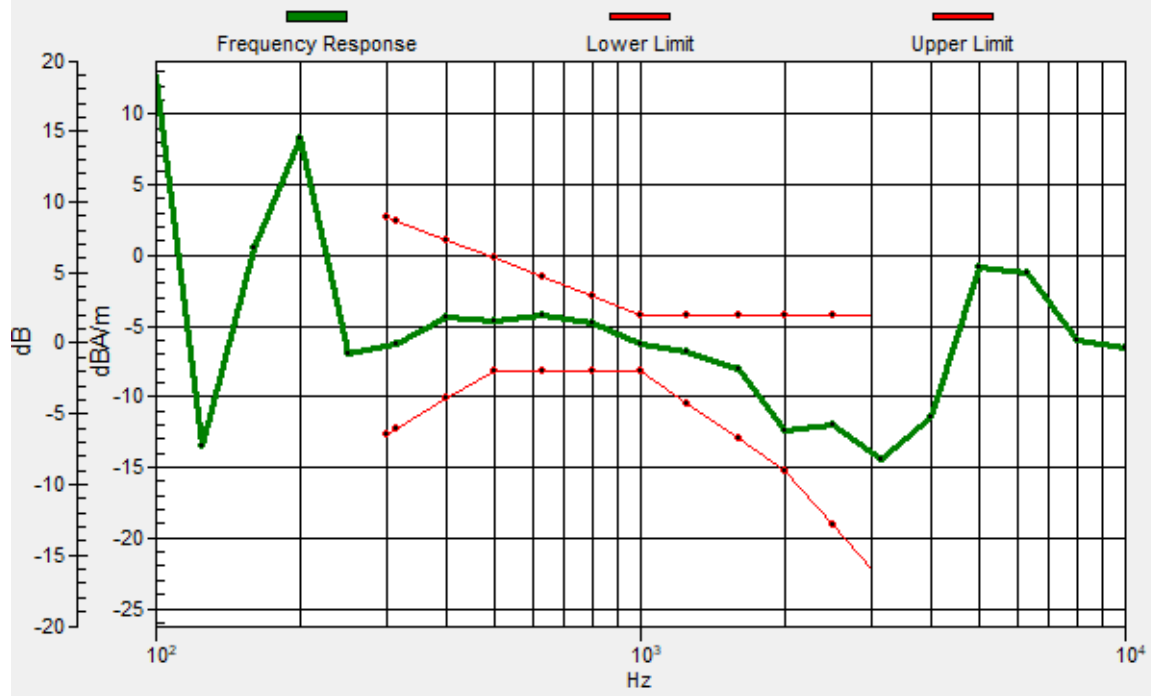
Location: 11, -17.3, 3.7 mm



0 dB = 97.96 = 39.82 dB

General Scans/z (axial) wideband at best S/N/ABM Freq Resp(x,y,z,f)

Loc: 11.2, -17.6, 3.7 mm Diff: 1.8dB



#39_HAC_T-Coil_LTE Band 12_10M_QPSK_1_0_Ch23095_Transversal (Y)

Communication System: LTE; Frequency: 707.5 MHz

Medium: Air Medium parameters used: $\sigma = 0$ S/m, $\epsilon_r = 1$; $\rho = 0$ kg/m³

Ambient Temperature: 23.6 °C

DASY5 Configuration

- Probe: AM1DV3 - 3130; ; Calibrated: 2021/8/26
- Sensor-Surface: 0mm (Fix Surface)
- Electronics: DAE4 Sn1311; Calibrated: 2021/8/20
- Phantom: HAC Test Arch with AMCC; Type: SD HAC P01 BA;
- Measurement SW: DASY52, Version 52.10 (4); SEMCAD X Version 14.6.14 (7483)

General Scans/y (transversal) 4.2mm 50 x 50/ABM Interpolated SNR(x,y,z) (121x121x1):

Interpolated grid: dx=1.000 mm, dy=1.000 mm

ABM1/ABM2 = 34.80 dB

ABM1 comp = -12.13 dBA/m

Location: 10.3, -25, 3.7 mm



#40_HAC_T-Coil_LTE Band 13_10M_QPSK_1_0_Ch23230_Axial (Z)

Communication System: LTE; Frequency: 782 MHz

Medium: Air Medium parameters used: $\sigma = 0$ S/m, $\epsilon_r = 1$; $\rho = 0$ kg/m³

Ambient Temperature: 23.6 °C

DASY5 Configuration

- Probe: AM1DV3 - 3130; ; Calibrated: 2021/8/26
- Sensor-Surface: 0mm (Fix Surface)
- Electronics: DAE4 Sn1311; Calibrated: 2021/8/20
- Phantom: HAC Test Arch with AMCC; Type: SD HAC P01 BA;
- Measurement SW: DASY52, Version 52.10 (4); SEMCAD X Version 14.6.14 (7483)


General Scans/z (axial) 4.2mm 50 x 50/ABM Interpolated SNR(x,y,z) (121x121x1): Interpolated

grid: dx=1.000 mm, dy=1.000 mm

ABM1/ABM2 = 39.76 dB

ABM1 comp = -3.78 dBA/m

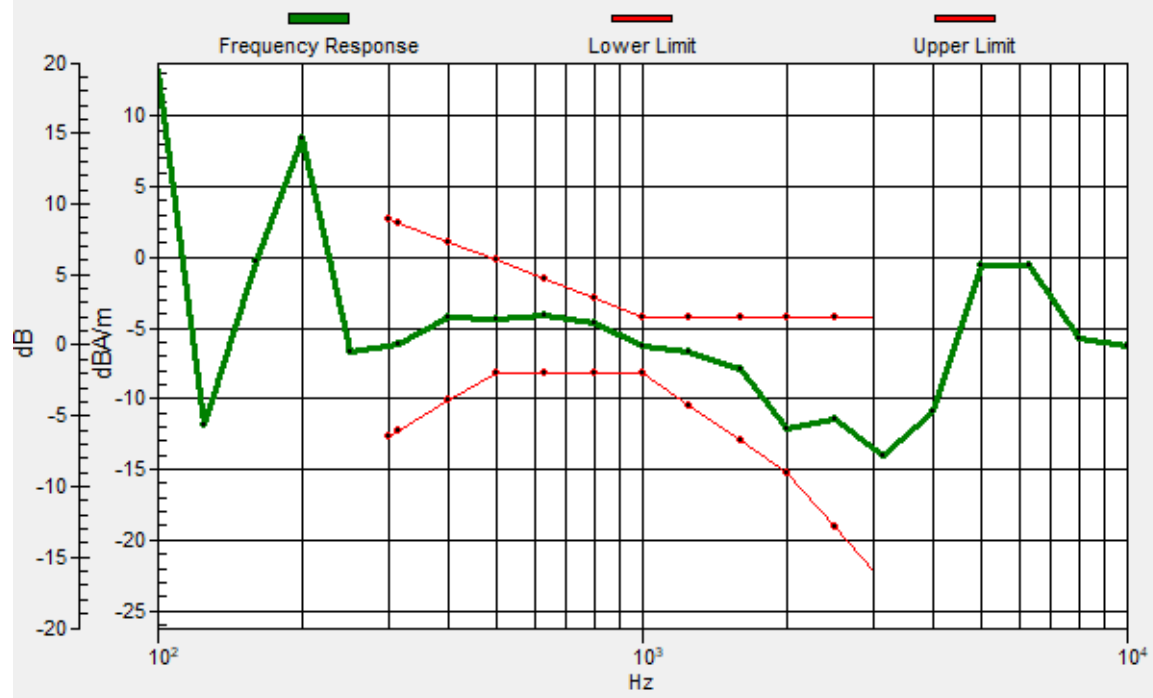
Location: 11, -17.3, 3.7 mm



0 dB = 97.31 = 39.76 dB

General Scans/z (axial) wideband at best S/N/ABM Freq Resp(x,y,z,f)

Loc: 11.2, -17.5, 3.7 mm Diff: 1.72dB



#40_HAC_T-Coil_LTE Band 13_10M_QPSK_1_0_Ch23230_Transversal (Y)

Communication System: LTE; Frequency: 782 MHz

Medium: Air Medium parameters used: $\sigma = 0$ S/m, $\epsilon_r = 1$; $\rho = 0$ kg/m³

Ambient Temperature: 23.6 °C

DASY5 Configuration

- Probe: AM1DV3 - 3130; ; Calibrated: 2021/8/26
- Sensor-Surface: 0mm (Fix Surface)
- Electronics: DAE4 Sn1311; Calibrated: 2021/8/20
- Phantom: HAC Test Arch with AMCC; Type: SD HAC P01 BA;
- Measurement SW: DASY52, Version 52.10 (4); SEMCAD X Version 14.6.14 (7483)

General Scans/y (transversal) 4.2mm 50 x 50/ABM Interpolated SNR(x,y,z) (121x121x1):

Interpolated grid: dx=1.000 mm, dy=1.000 mm

ABM1/ABM2 = 34.66 dB

ABM1 comp = -12.19 dBA/m

Location: 10.3, -25, 3.7 mm



#41_HAC_T-Coil_LTE Band 25_20M_QPSK_1_0_Ch26340_Axial (Z)

Communication System: LTE; Frequency: 1880 MHz

Medium: Air Medium parameters used: $\sigma = 0$ S/m, $\epsilon_r = 1$; $\rho = 0$ kg/m³

Ambient Temperature: 23.6 °C

DASY5 Configuration

- Probe: AM1DV3 - 3130; ; Calibrated: 2021/8/26

- Sensor-Surface: 0mm (Fix Surface)

- Electronics: DAE4 Sn1311; Calibrated: 2021/8/20

- Phantom: HAC Test Arch with AMCC; Type: SD HAC P01 BA;

- Measurement SW: DASY52, Version 52.10 (4); SEMCAD X Version 14.6.14 (7483)


General Scans/z (axial) 4.2mm 50 x 50/ABM Interpolated SNR(x,y,z) (121x121x1): Interpolated

grid: dx=1.000 mm, dy=1.000 mm

ABM1/ABM2 = 39.55 dB

ABM1 comp = -4.51 dBA/m

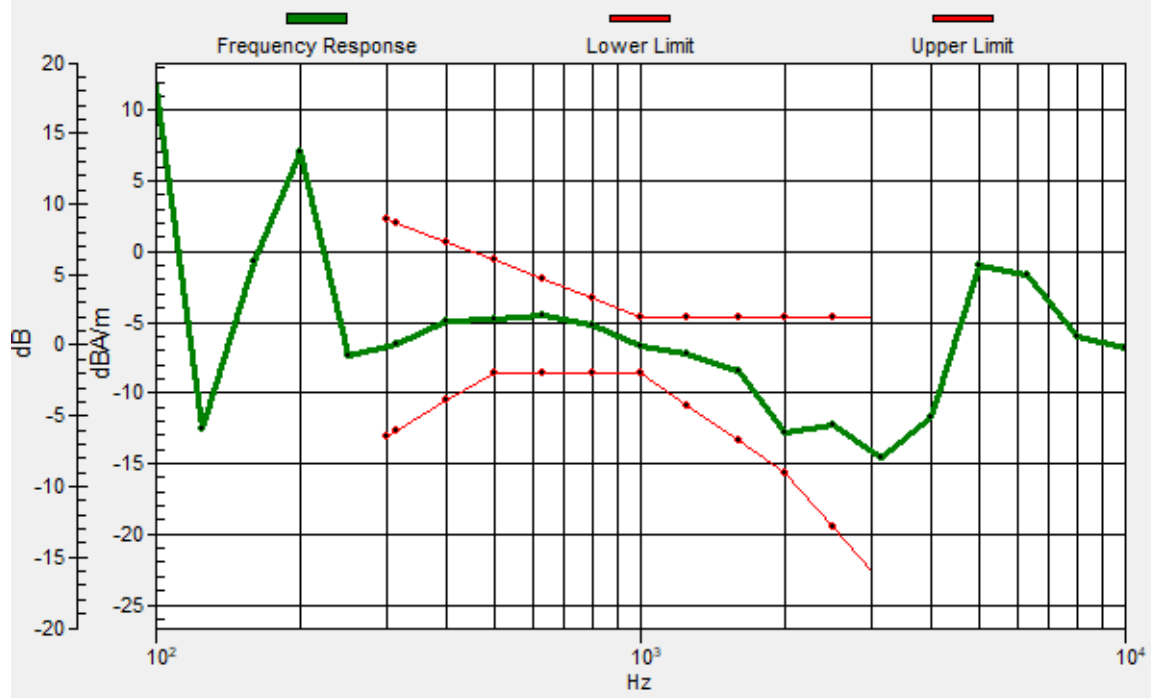
Location: 8.9, -17.3, 3.7 mm



0 dB = 94.92 = 39.55 dB

General Scans/z (axial) wideband at best S/N/ABM Freq Resp(x,y,z,f)

Loc: 8.7, -17.2, 3.7 mm Diff: 1.88dB



#41_HAC_T-Coil_LTE Band 25_20M_QPSK_1_0_Ch26340_Transversal (Y)

Communication System: LTE; Frequency: 1880 MHz

Medium: Air Medium parameters used: $\sigma = 0$ S/m, $\epsilon_r = 1$; $\rho = 0$ kg/m³

Ambient Temperature: 23.6 °C

DASY5 Configuration

- Probe: AM1DV3 - 3130; ; Calibrated: 2021/8/26
- Sensor-Surface: 0mm (Fix Surface)
- Electronics: DAE4 Sn1311; Calibrated: 2021/8/20
- Phantom: HAC Test Arch with AMCC; Type: SD HAC P01 BA;
- Measurement SW: DASY52, Version 52.10 (4); SEMCAD X Version 14.6.14 (7483)


General Scans/y (transversal) 4.2mm 50 x 50/ABM Interpolated SNR(x,y,z) (121x121x1):

Interpolated grid: dx=1.000 mm, dy=1.000 mm

ABM1/ABM2 = 34.69 dB

ABM1 comp = -12.84 dBA/m

Location: 8.2, -25, 3.7 mm



0 dB = 54.24 = 34.69 dB

#42_HAC_T-Coil_LTE Band 26_10M_QPSK_1_0_Ch26865_Axial (Z)

Communication System: LTE; Frequency: 831.5 MHz

Medium: Air Medium parameters used: $\sigma = 0$ S/m, $\epsilon_r = 1$; $\rho = 0$ kg/m³

Ambient Temperature: 23.6 °C

DASY5 Configuration

- Probe: AM1DV3 - 3130; ; Calibrated: 2021/8/26
- Sensor-Surface: 0mm (Fix Surface)
- Electronics: DAE4 Sn1311; Calibrated: 2021/8/20
- Phantom: HAC Test Arch with AMCC; Type: SD HAC P01 BA;
- Measurement SW: DASY52, Version 52.10 (4); SEMCAD X Version 14.6.14 (7483)


General Scans/z (axial) 4.2mm 50 x 50/ABM Interpolated SNR(x,y,z) (71x71x1): Interpolated grid:

dx=1.000 mm, dy=1.000 mm

ABM1/ABM2 = 40.18 dB

ABM1 comp = -3.15 dBA/m

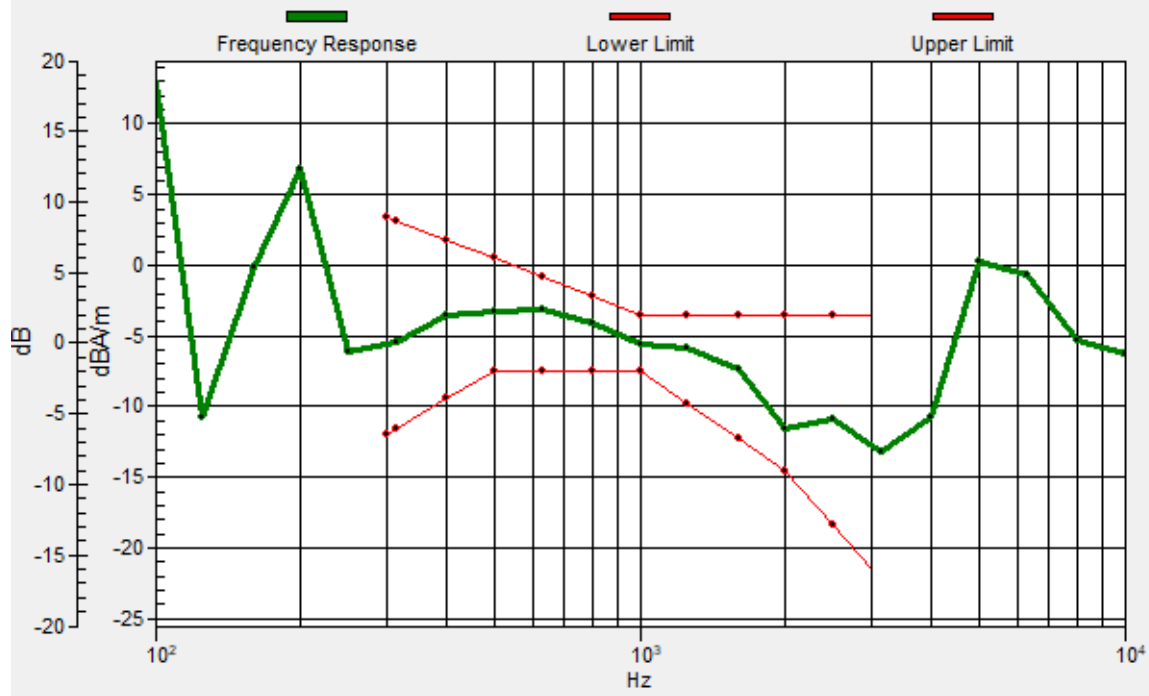
Location: 10.3, -16.6, 3.7 mm



0 dB = 102.1 = 40.18 dB

General Scans/z (axial) wideband at best S/N/ABM Freq Resp(x,y,z,f)

Loc: 10.4, -16.5, 3.7 mm Diff: 1.91dB



#42_HAC_T-Coil_LTE Band 26_10M_QPSK_1_0_Ch26865_Transversal (Y)

Communication System: LTE; Frequency: 831.5 MHz

Medium: Air Medium parameters used: $\sigma = 0$ S/m, $\epsilon_r = 1$; $\rho = 0$ kg/m³

Ambient Temperature: 23.6 °C

DASY5 Configuration

- Probe: AM1DV3 - 3130; ; Calibrated: 2021/8/26
- Sensor-Surface: 0mm (Fix Surface)
- Electronics: DAE4 Sn1311; Calibrated: 2021/8/20
- Phantom: HAC Test Arch with AMCC; Type: SD HAC P01 BA;
- Measurement SW: DASY52, Version 52.10 (4); SEMCAD X Version 14.6.14 (7483)

General Scans/y (transversal) 4.2mm 50 x 50/ABM Interpolated SNR(x,y,z) (121x121x1):

Interpolated grid: dx=1.000 mm, dy=1.000 mm

ABM1/ABM2 = 35.48 dB

ABM1 comp = -11.58 dBA/m

Location: 10.3, -25, 3.7 mm



#43_HAC_T-Coil_LTE Band 41_20M_QPSK_1_0_Ch40620_Axial (Z)

Communication System: LTE TDD; Frequency: 2593 MHz

Medium: Air Medium parameters used: $\sigma = 0$ S/m, $\epsilon_r = 1$; $\rho = 0$ kg/m³

Ambient Temperature: 23.6 °C

DASY5 Configuration

- Probe: AM1DV3 - 3130; ; Calibrated: 2021/8/26
- Sensor-Surface: 0mm (Fix Surface)
- Electronics: DAE4 Sn1311; Calibrated: 2021/8/20
- Phantom: HAC Test Arch with AMCC; Type: SD HAC P01 BA;
- Measurement SW: DASY52, Version 52.10 (4); SEMCAD X Version 14.6.14 (7483)


General Scans/z (axial) 4.2mm 50 x 50/ABM Interpolated SNR(x,y,z) (121x121x1): Interpolated

grid: dx=1.000 mm, dy=1.000 mm

ABM1/ABM2 = 38.57 dB

ABM1 comp = -3.36 dBA/m

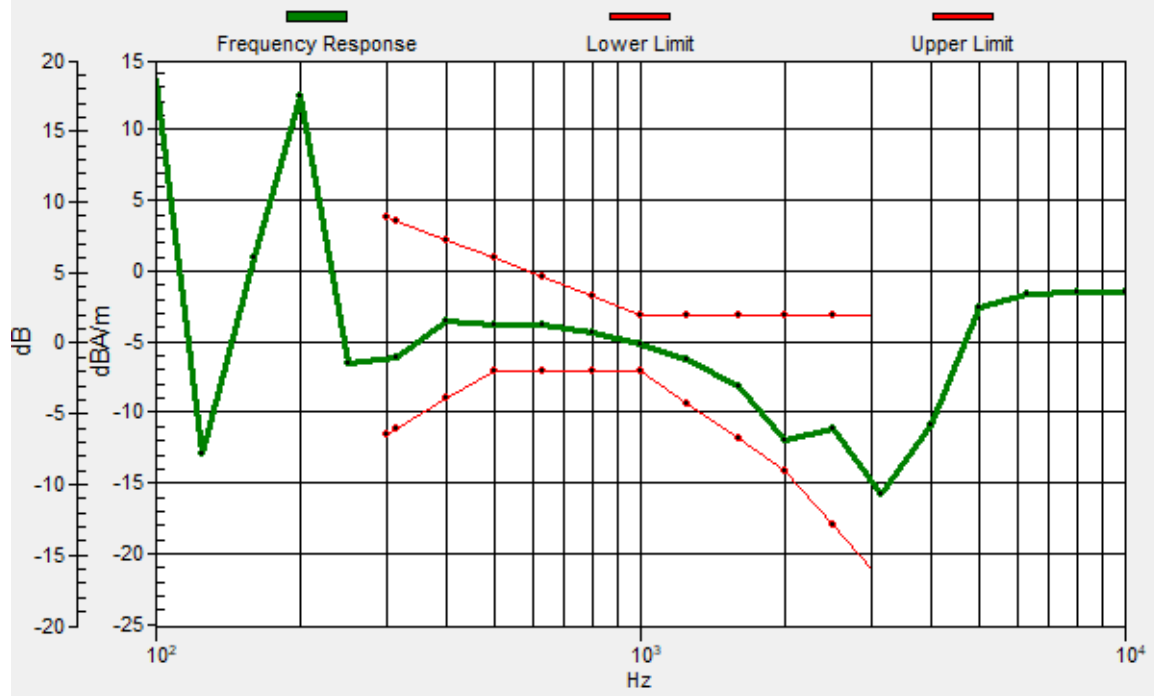
Location: 10.3, -17.3, 3.7 mm



0 dB = 84.77 = 38.56 dB

General Scans/z (axial) wideband at best S/N/ABM Freq Resp(x,y,z,f)

Loc: 10.2, -17.3, 3.7 mm Diff: 2dB



#43_HAC_T-Coil_LTE Band 41_20M_QPSK_1_0_Ch40620_Transversal (Y)

Communication System: LTE TDD; Frequency: 2593 MHz

Medium: Air Medium parameters used: $\sigma = 0$ S/m, $\epsilon_r = 1$; $\rho = 0$ kg/m³

Ambient Temperature: 23.6 °C

DASY5 Configuration

- Probe: AM1DV3 - 3130; ; Calibrated: 2021/8/26
- Sensor-Surface: 0mm (Fix Surface)
- Electronics: DAE4 Sn1311; Calibrated: 2021/8/20
- Phantom: HAC Test Arch with AMCC; Type: SD HAC P01 BA;
- Measurement SW: DASY52, Version 52.10 (4); SEMCAD X Version 14.6.14 (7483)


General Scans/y (transversal) 4.2mm 50 x 50/ABM Interpolated SNR(x,y,z) (121x121x1):

Interpolated grid: dx=1.000 mm, dy=1.000 mm

ABM1/ABM2 = 32.45 dB

ABM1 comp = -12.31 dBA/m

Location: 8.2, -25, 3.7 mm



0 dB = 41.93 = 32.45 dB

#44_HAC_T-Coil_LTE Band 48_20M_QPSK_1_0_Ch55830_Axial (Z)

Communication System: LTE TDD; Frequency: 3609 MHz

Medium: Air Medium parameters used: $\sigma = 0$ S/m, $\epsilon_r = 1$; $\rho = 0$ kg/m³

Ambient Temperature: 23.6 °C

DASY5 Configuration

- Probe: AM1DV3 - 3130; ; Calibrated: 2021/8/26
- Sensor-Surface: 0mm (Fix Surface)
- Electronics: DAE4 Sn1311; Calibrated: 2021/8/20
- Phantom: HAC Test Arch with AMCC; Type: SD HAC P01 BA;
- Measurement SW: DASY52, Version 52.10 (4); SEMCAD X Version 14.6.14 (7483)

General Scans/z (axial) 4.2mm 50 x 50/ABM Interpolated SNR(x,y,z) (121x121x1): Interpolated

grid: dx=1.000 mm, dy=1.000 mm

ABM1/ABM2 = 38.43 dB

ABM1 comp = -3.45 dBA/m

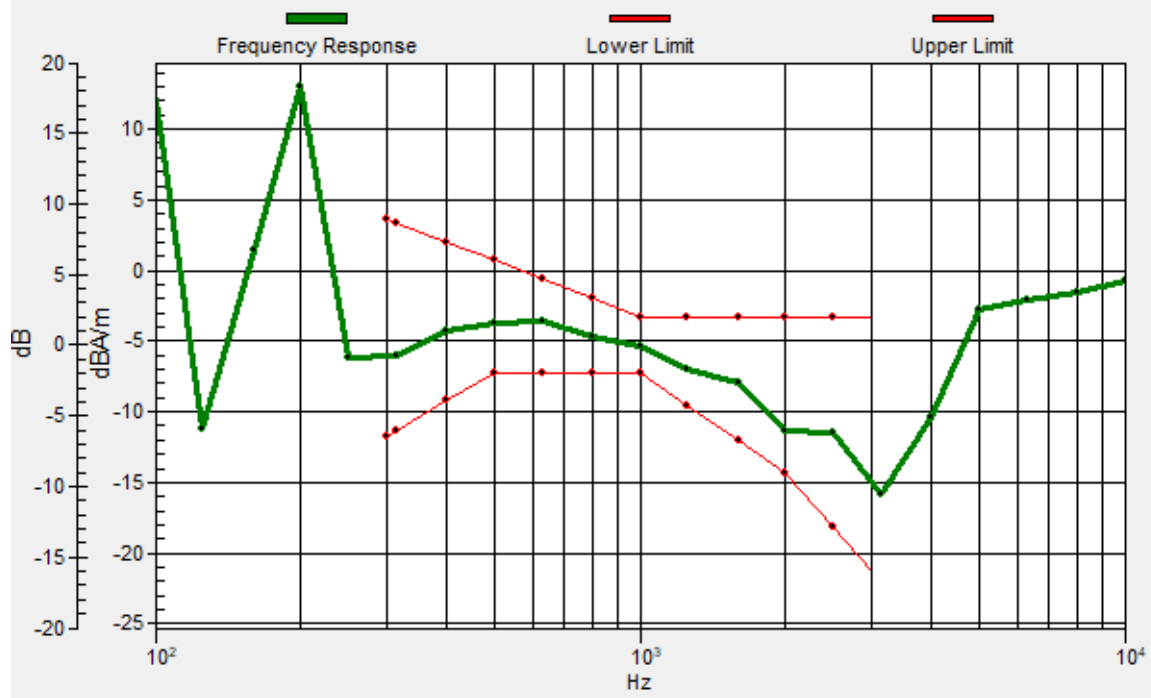
Location: 10.3, -17.3, 3.7 mm



0 dB = 83.44 = 38.43 dB

General Scans/z (axial) wideband at best S/N/ABM Freq Resp(x,y,z,f)

Loc: 10.2, -17.2, 3.7 mm Diff: 2dB



#44_HAC_T-Coil_LTE Band 48_20M_QPSK_1_0_Ch55830_Transversal (Y)

Communication System: LTE TDD; Frequency: 3609 MHz

Medium: Air Medium parameters used: $\sigma = 0$ S/m, $\epsilon_r = 1$; $\rho = 0$ kg/m³

Ambient Temperature: 23.6 °C

DASY5 Configuration

- Probe: AM1DV3 - 3130; ; Calibrated: 2021/8/26
- Sensor-Surface: 0mm (Fix Surface)
- Electronics: DAE4 Sn1311; Calibrated: 2021/8/20
- Phantom: HAC Test Arch with AMCC; Type: SD HAC P01 BA;
- Measurement SW: DASY52, Version 52.10 (4); SEMCAD X Version 14.6.14 (7483)

General Scans/y (transversal) 4.2mm 50 x 50/ABM Interpolated SNR(x,y,z) (121x121x1):

Interpolated grid: dx=1.000 mm, dy=1.000 mm

ABM1/ABM2 = 32.00 dB

ABM1 comp = -12.45 dBA/m

Location: 7.5, -25, 3.7 mm



#45_HAC_T-Coil_LTE Band 66_20M_QPSK_1_0_Ch132322_Axial (Z)

Communication System: LTE; Frequency: 1745 MHz

Medium: Air Medium parameters used: $\sigma = 0$ S/m, $\epsilon_r = 1$; $\rho = 0$ kg/m³

Ambient Temperature: 23.6 °C

DASY5 Configuration

- Probe: AM1DV3 - 3130; ; Calibrated: 2021/8/26
- Sensor-Surface: 0mm (Fix Surface)
- Electronics: DAE4 Sn1311; Calibrated: 2021/8/20
- Phantom: HAC Test Arch with AMCC; Type: SD HAC P01 BA;
- Measurement SW: DASY52, Version 52.10 (4); SEMCAD X Version 14.6.14 (7483)


General Scans/z (axial) 4.2mm 50 x 50/ABM Interpolated SNR(x,y,z) (121x121x1): Interpolated

grid: dx=1.000 mm, dy=1.000 mm

ABM1/ABM2 = 40.09 dB

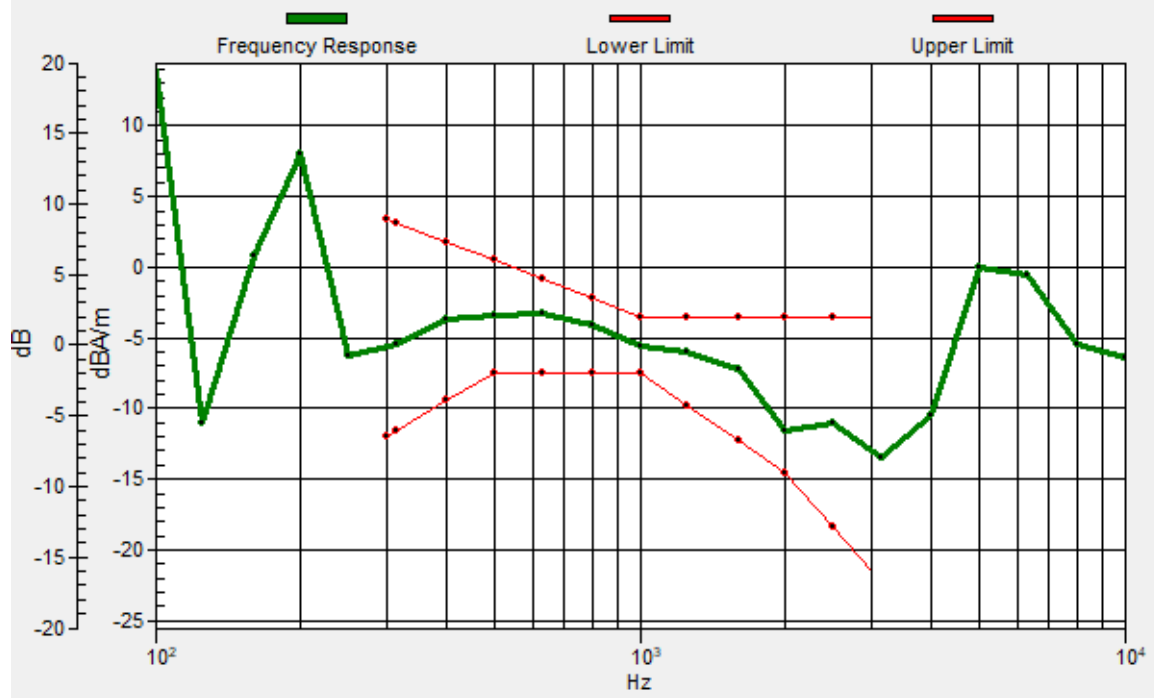
ABM1 comp = -3.13 dBA/m

Location: 11, -16.6, 3.7 mm



General Scans/z (axial) wideband at best S/N/ABM Freq Resp(x,y,z,f)

Loc: 10.8, -16.7, 3.7 mm Diff: 1.92dB



#45_HAC_T-Coil_LTE Band 66_20M_QPSK_1_0_Ch132322_Transversal (Y)

Communication System: LTE; Frequency: 1745 MHz

Medium: Air Medium parameters used: $\sigma = 0$ S/m, $\epsilon_r = 1$; $\rho = 0$ kg/m³

Ambient Temperature: 23.6 °C

DASY5 Configuration

- Probe: AM1DV3 - 3130; ; Calibrated: 2021/8/26
- Sensor-Surface: 0mm (Fix Surface)
- Electronics: DAE4 Sn1311; Calibrated: 2021/8/20
- Phantom: HAC Test Arch with AMCC; Type: SD HAC P01 BA;
- Measurement SW: DASY52, Version 52.10 (4); SEMCAD X Version 14.6.14 (7483)


General Scans/y (transversal) 4.2mm 50 x 50/ABM Interpolated SNR(x,y,z) (121x121x1):

Interpolated grid: dx=1.000 mm, dy=1.000 mm

ABM1/ABM2 = 35.44 dB

ABM1 comp = -11.62 dBA/m

Location: 10.3, -25, 3.7 mm



0 dB = 59.15 = 35.44 dB

#46_HAC_T-Coil_LTE Band 71_20M_QPSK_1_0_Ch133322_Axial (Z)

Communication System: LTE; Frequency: 683 MHz

Medium: Air Medium parameters used: $\sigma = 0$ S/m, $\epsilon_r = 1$; $\rho = 0$ kg/m³

Ambient Temperature: 23.6 °C

DASY5 Configuration

- Probe: AM1DV3 - 3130; ; Calibrated: 2021/8/26
- Sensor-Surface: 0mm (Fix Surface)
- Electronics: DAE4 Sn1311; Calibrated: 2021/8/20
- Phantom: HAC Test Arch with AMCC; Type: SD HAC P01 BA;
- Measurement SW: DASY52, Version 52.10 (4); SEMCAD X Version 14.6.14 (7483)


General Scans/z (axial) 4.2mm 50 x 50/ABM Interpolated SNR(x,y,z) (121x121x1): Interpolated

grid: dx=1.000 mm, dy=1.000 mm

ABM1/ABM2 = 40.19 dB

ABM1 comp = -3.26 dBA/m

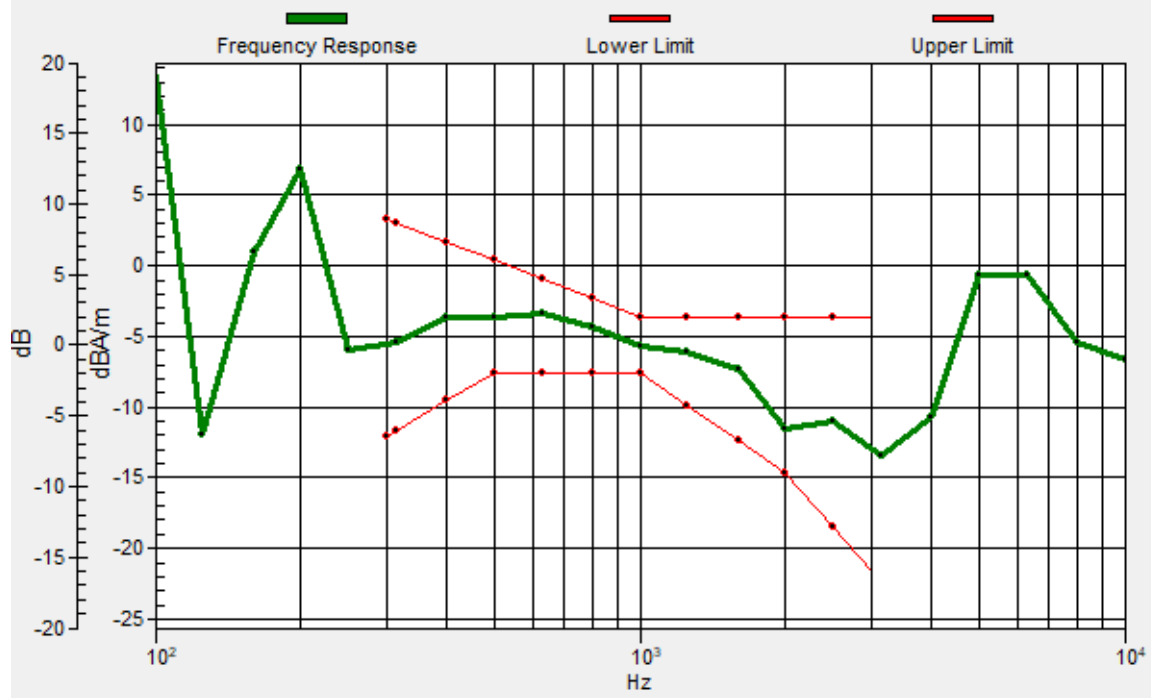
Location: 11.7, -17.3, 3.7 mm



0 dB = 102.2 = 40.19 dB

General Scans/z (axial) wideband at best S/N/ABM Freq Resp(x,y,z,f)

Loc: 11.8, -17.4, 3.7 mm Diff: 1.97dB



#46_HAC_T-Coil_LTE Band 71_20M_QPSK_1_0_Ch133322_Transversal (Y)

Communication System: LTE; Frequency: 683 MHz

Medium: Air Medium parameters used: $\sigma = 0$ S/m, $\epsilon_r = 1$; $\rho = 0$ kg/m³

Ambient Temperature: 23.6 °C

DASY5 Configuration

- Probe: AM1DV3 - 3130; ; Calibrated: 2021/8/26
- Sensor-Surface: 0mm (Fix Surface)
- Electronics: DAE4 Sn1311; Calibrated: 2021/8/20
- Phantom: HAC Test Arch with AMCC; Type: SD HAC P01 BA;
- Measurement SW: DASY52, Version 52.10 (4); SEMCAD X Version 14.6.14 (7483)

General Scans/y (transversal) 4.2mm 50 x 50/ABM Interpolated SNR(x,y,z) (121x121x1):

Interpolated grid: dx=1.000 mm, dy=1.000 mm

ABM1/ABM2 = 35.35 dB

ABM1 comp = -11.66 dBA/m

Location: 10.3, -4.7, 3.7 mm

