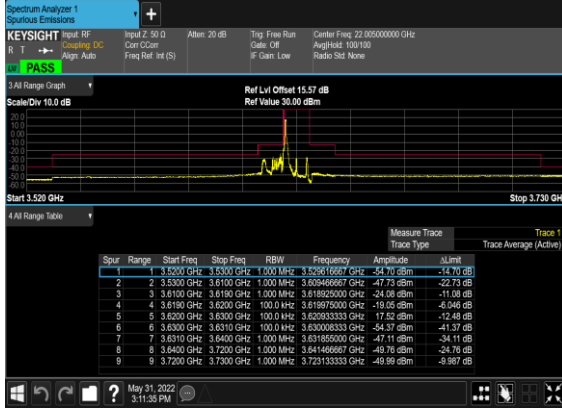
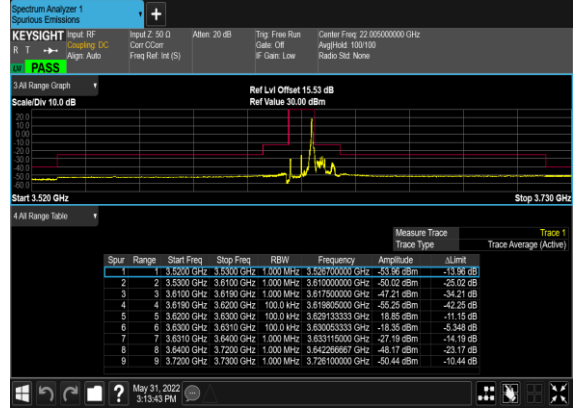


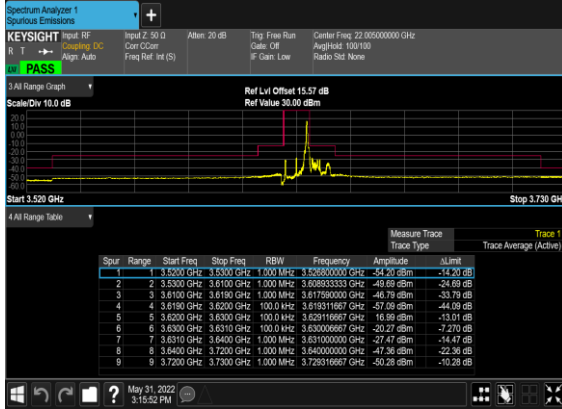
### N48(10M)\_DFT-s- OFDM\_QPSK\_Edge\_1RB\_Left\_Mid\_CH



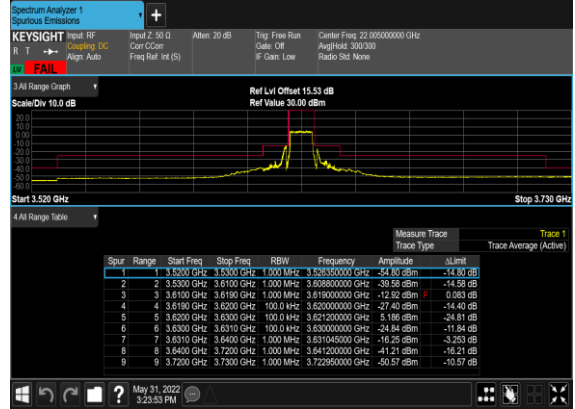
### N48(10M)\_DFT-s- OFDM\_BPSK\_Edge\_1RB\_Right\_Mid\_CH



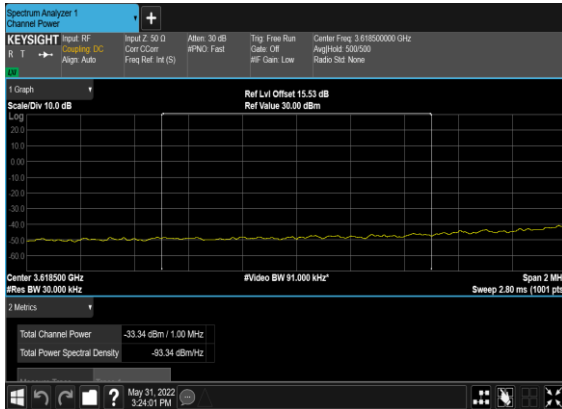
### N48(10M)\_DFT-s- OFDM\_QPSK\_Edge\_1RB\_Right\_Mid\_CH



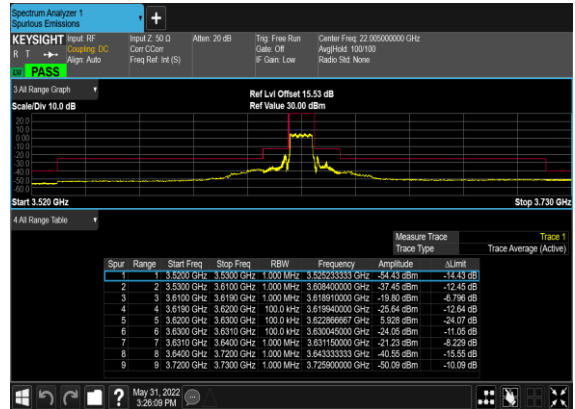
### N48(10M)\_DFT-s- OFDM\_BPSK\_Outer\_Full\_Mid\_CH



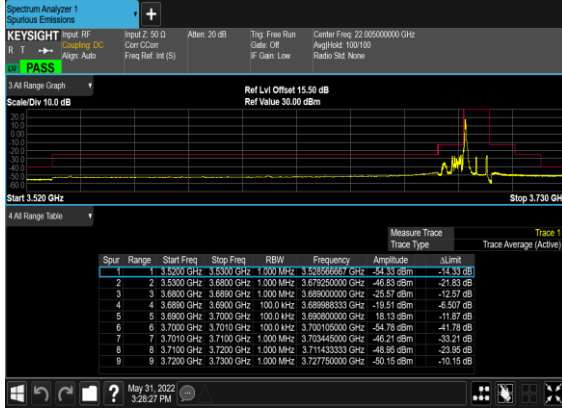
### N48(10M)\_DFT-s- OFDM\_BPSK\_Outer\_Full\_Mid\_CH\_CHP\_PASS



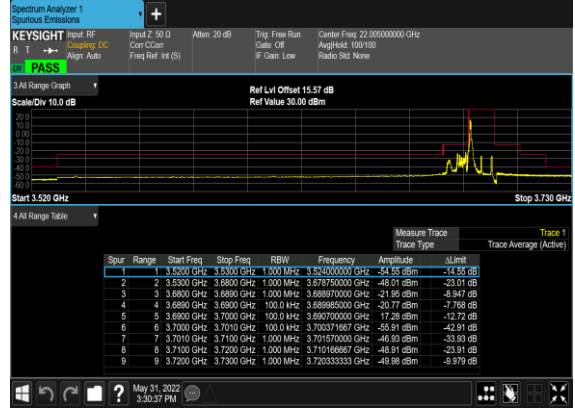
### N48(10M)\_DFT-s- OFDM\_QPSK\_Outer\_Full\_Mid\_CH



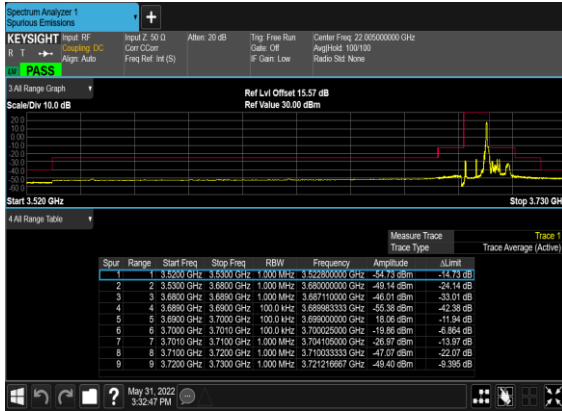
### N48(10M)\_DFT-s- OFDM\_BPSK\_Edge\_1RB\_Left\_High\_CH



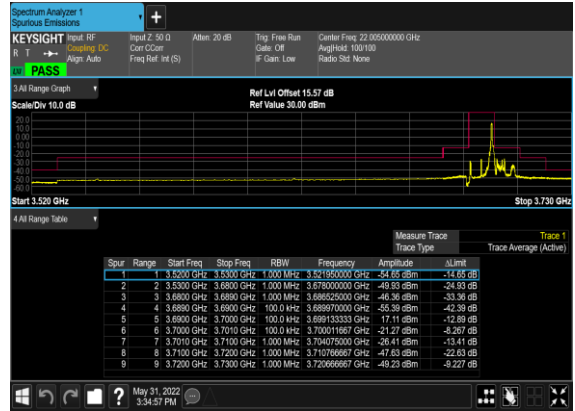
### N48(10M)\_DFT-s- OFDM\_QPSK\_Edge\_1RB\_Left\_High\_CH



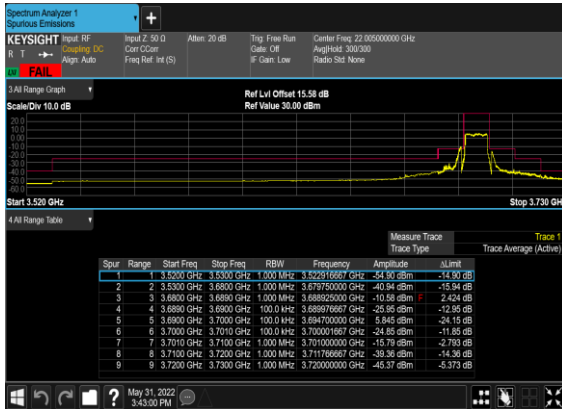
### N48(10M)\_DFT-s- OFDM\_BPSK\_Edge\_1RB\_Right\_High\_CH



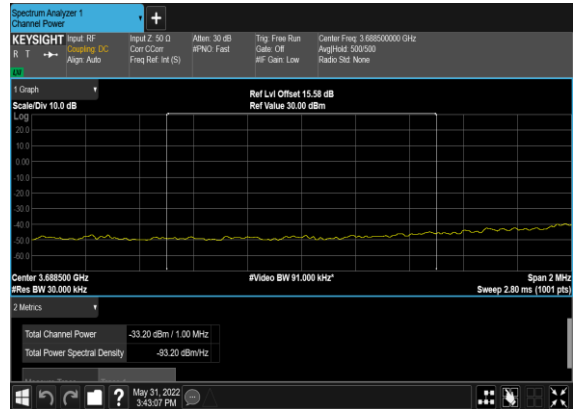
### N48(10M)\_DFT-s- OFDM\_QPSK\_Edge\_1RB\_Right\_High\_CH



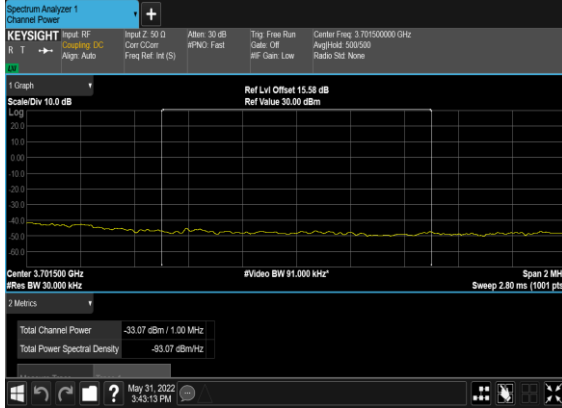
### N48(10M)\_DFT-s- OFDM\_BPSK\_Outer\_Full\_High\_CH



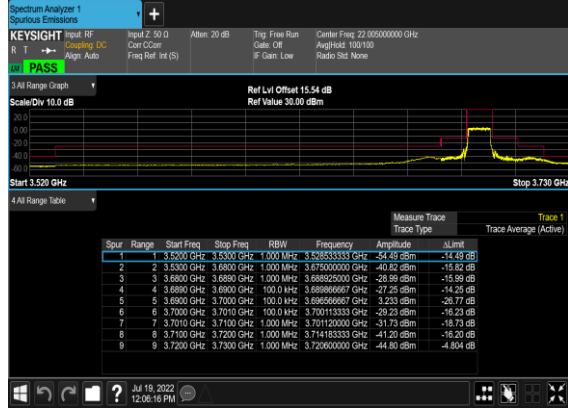
### N48(10M)\_DFT-s- OFDM\_BPSK\_Outer\_Full\_High\_CH CHP\_PASS



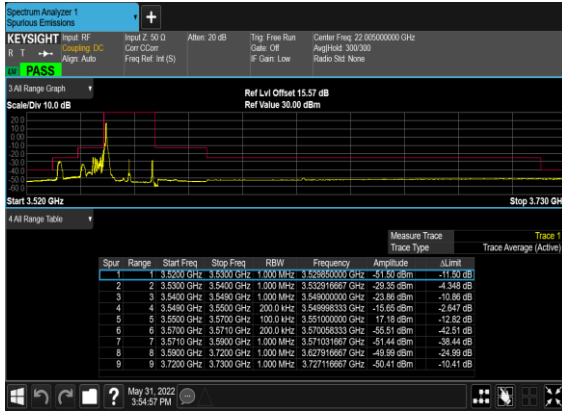
### N48(10M)\_DFT-s- OFDM\_BPSK\_Outer\_Full\_High\_CH\_CHP\_PASS



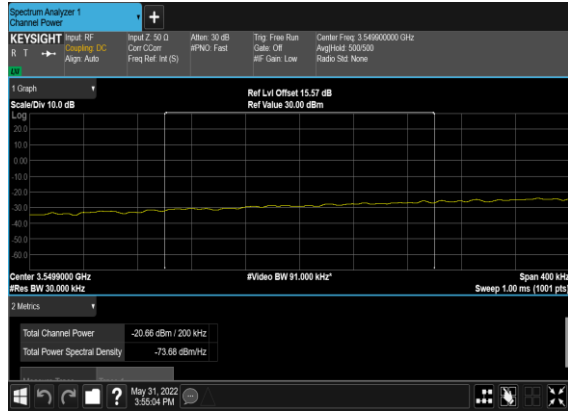
### N48(10M)\_DFT-s- OFDM\_QPSK\_Outer\_Full\_High\_CH



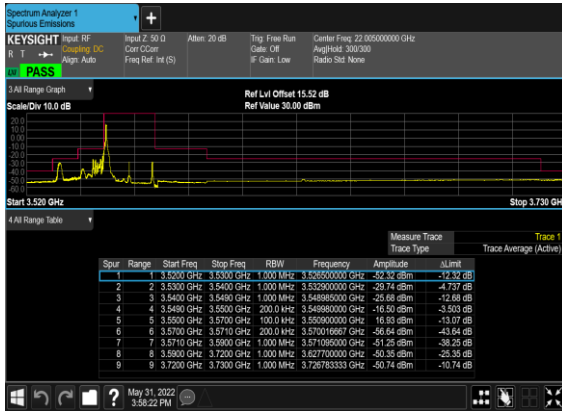
### N48(20M)\_DFT-s- OFDM\_BPSK\_Edge\_1RB\_Left\_Low\_CH



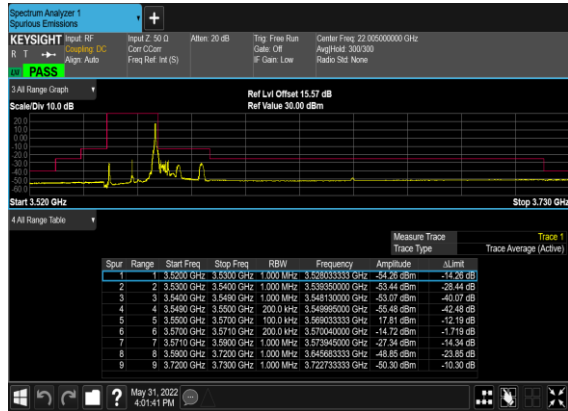
### N48(20M)\_DFT-s- OFDM\_BPSK\_Edge\_1RB\_Left\_Low\_CH\_CHP\_PASS



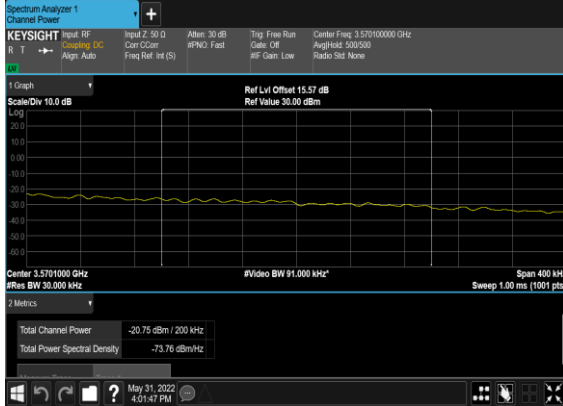
### N48(20M)\_DFT-s- OFDM\_QPSK\_Edge\_1RB\_Left\_Low\_CH



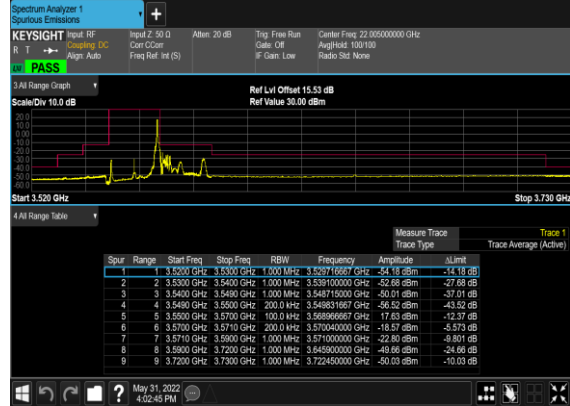
### N48(20M)\_DFT-s- OFDM\_BPSK\_Edge\_1RB\_Right\_Low\_CH



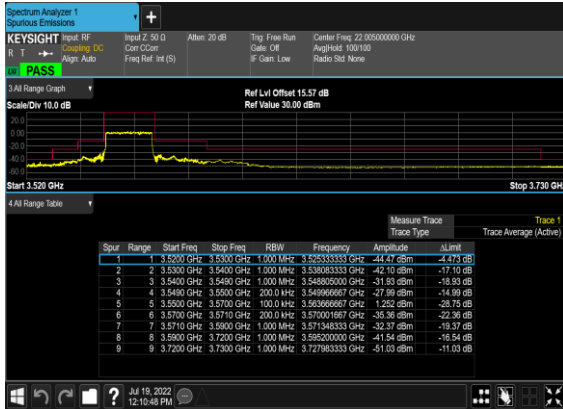
### N48(20M)\_DFT-s-OFDM\_BPSK\_Edge\_1RB\_Right\_Low\_CH\_CHP\_PASS



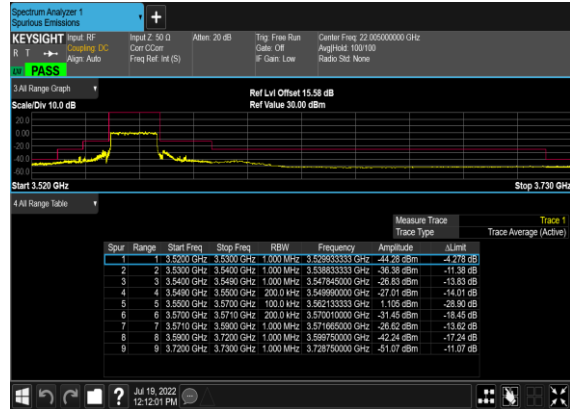
### N48(20M)\_DFT-s-OFDM\_QPSK\_Edge\_1RB\_Right\_Low\_CH



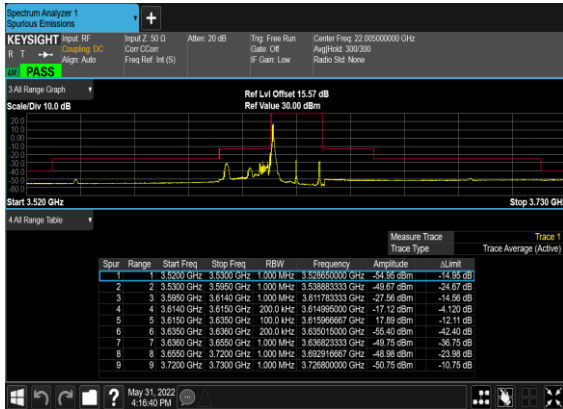
### N48(20M)\_DFT-s-OFDM\_BPSK\_Outer\_Full\_Low\_CH



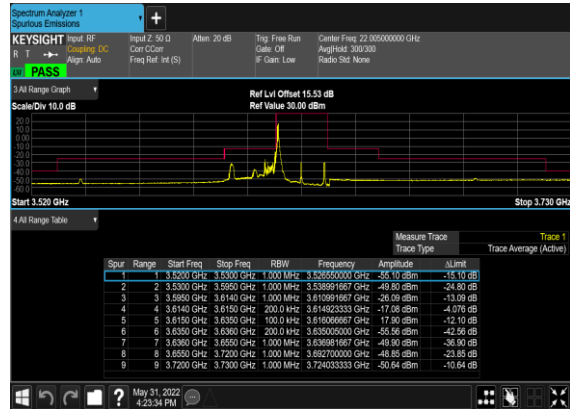
### N48(20M)\_DFT-s-OFDM\_QPSK\_Outer\_Full\_Low\_CH



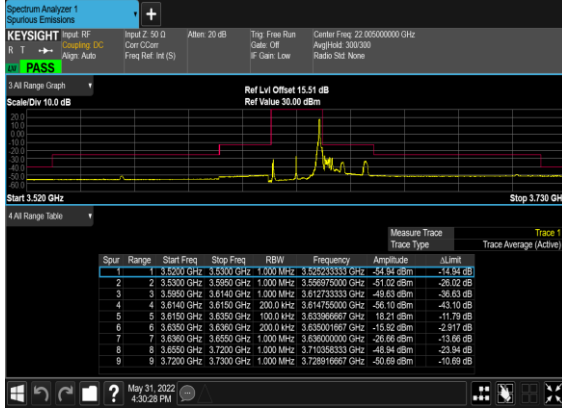
### N48(20M)\_DFT-s-OFDM\_BPSK\_Edge\_1RB\_Left\_Mid\_CH



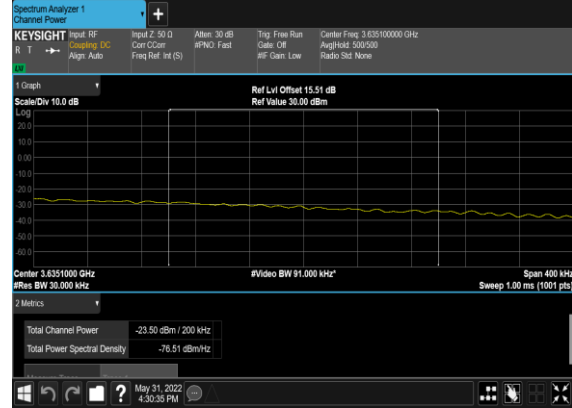
### N48(20M)\_DFT-s-OFDM\_QPSK\_Edge\_1RB\_Left\_Mid\_CH



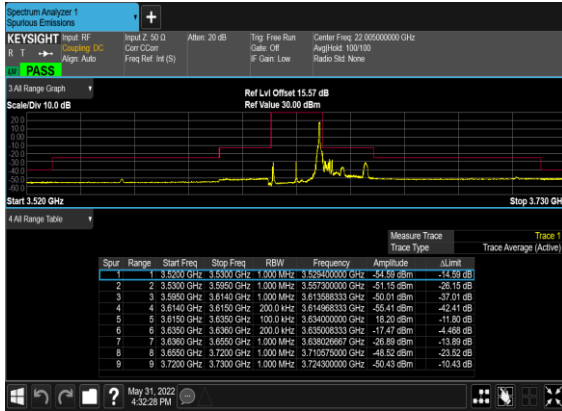
### N48(20M)\_DFT-s-OFDM\_BPSK\_Edge\_1RB\_Right\_Mid\_CH



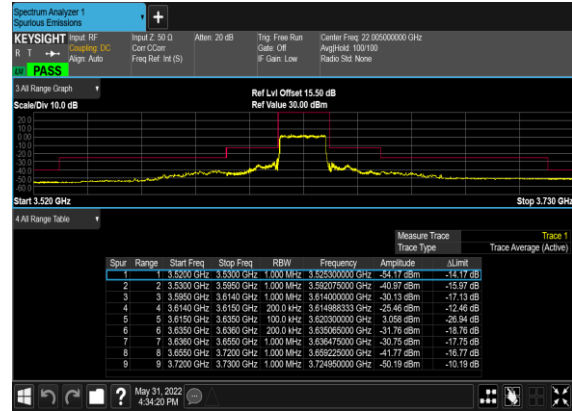
### N48(20M)\_DFT-s-OFDM\_BPSK\_Edge\_1RB\_Right\_Mid\_CH\_CHP\_PASS



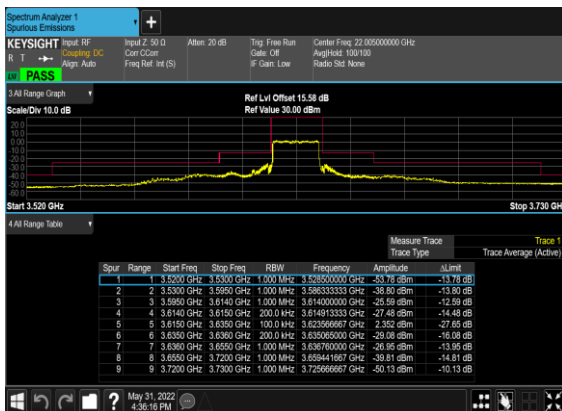
### N48(20M)\_DFT-s-OFDM\_QPSK\_Edge\_1RB\_Right\_Mid\_CH



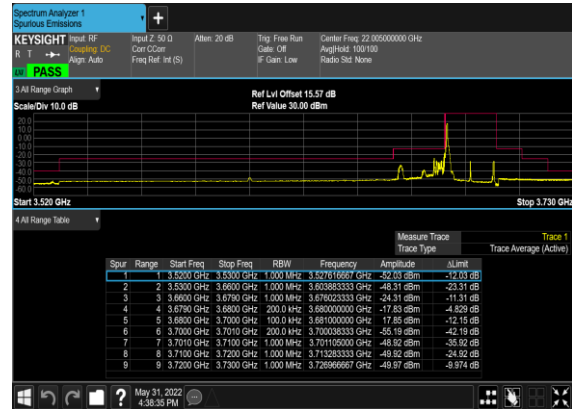
### N48(20M)\_DFT-s-OFDM\_BPSK\_Outer\_Full\_Mid\_CH



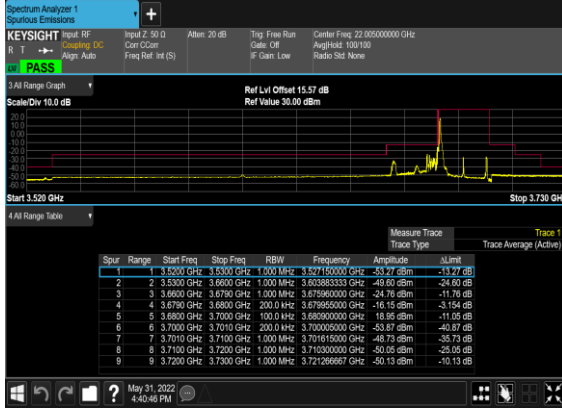
### N48(20M)\_DFT-s-OFDM\_QPSK\_Outer\_Full\_Mid\_CH



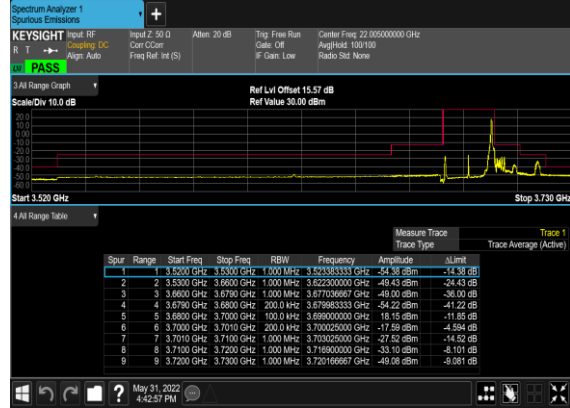
### N48(20M)\_DFT-s-OFDM\_BPSK\_Edge\_1RB\_Left\_High\_CH



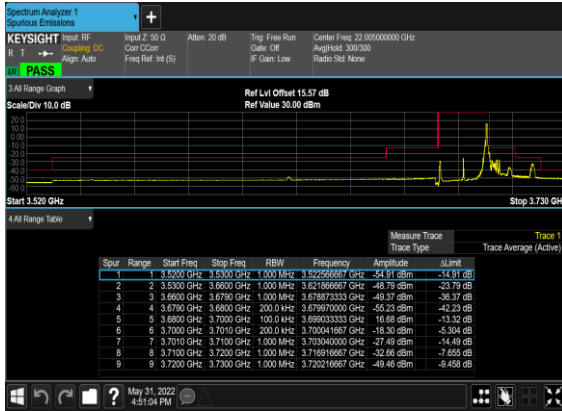
### N48(20M)\_DFT-s-OFDM\_QPSK\_Edge\_1RB\_Left\_High\_CH



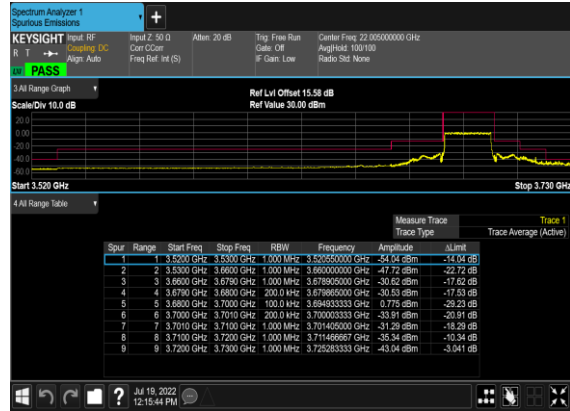
### N48(20M)\_DFT-s-OFDM\_BPSK\_Edge\_1RB\_Right\_High\_CH



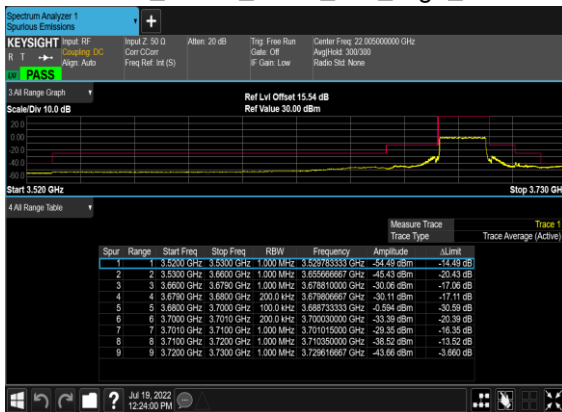
### N48(20M)\_DFT-s-OFDM\_QPSK\_Edge\_1RB\_Right\_High\_CH



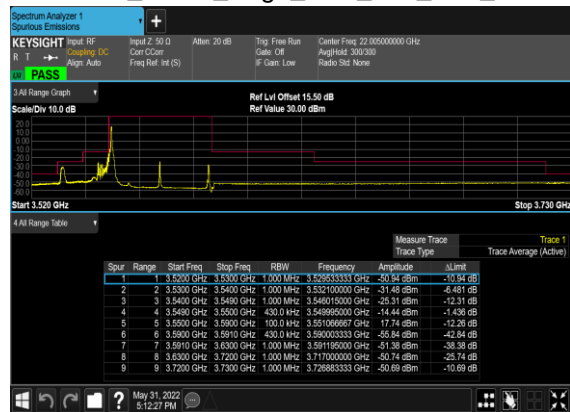
### N48(20M)\_DFT-s-OFDM\_BPSK\_Outer\_Full\_High\_CH



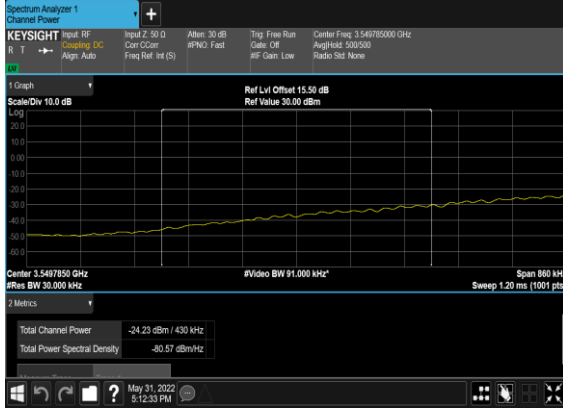
### N48(20M)\_DFT-s-OFDM\_QPSK\_Outer\_Full\_High\_CH



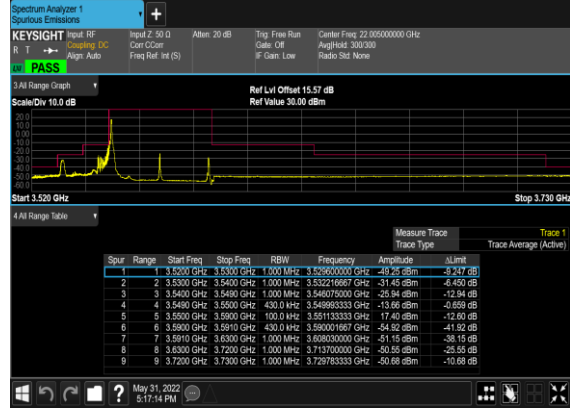
### N48(40M)\_DFT-s-OFDM\_BPSK\_Edge\_1RB\_Left\_Low\_CH



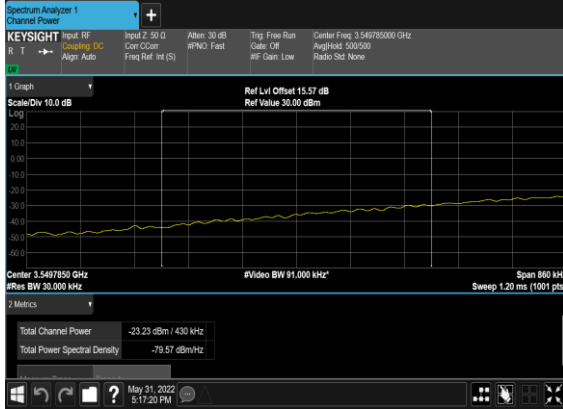
N48(40M)\_DFT-s-  
OFDM\_BPSK\_Edge\_1RB\_Left\_Low\_CH\_CHP\_PASS



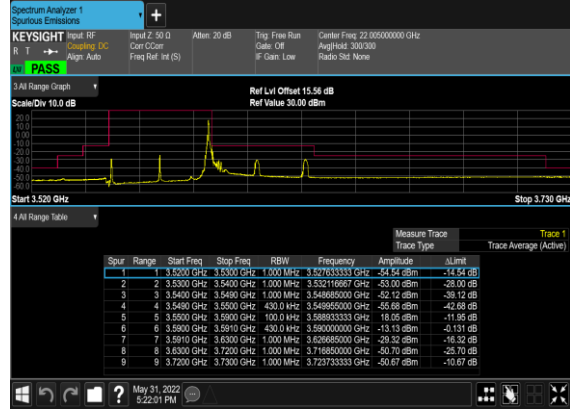
N48(40M)\_DFT-s-  
OFDM\_QPSK\_Edge\_1RB\_Left\_Low\_CH



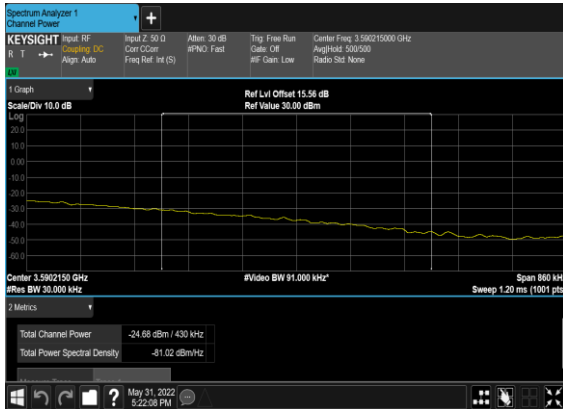
N48(40M)\_DFT-s-  
OFDM\_QPSK\_Edge\_1RB\_Left\_Low\_CH\_CHP\_PASS



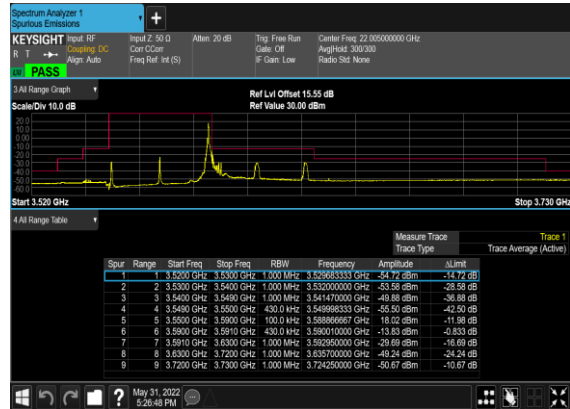
N48(40M)\_DFT-s-  
OFDM\_BPSK\_Edge\_1RB\_Right\_Low\_CH



N48(40M)\_DFT-s-  
OFDM\_BPSK\_Edge\_1RB\_Right\_Low\_CH\_CHP\_PASS

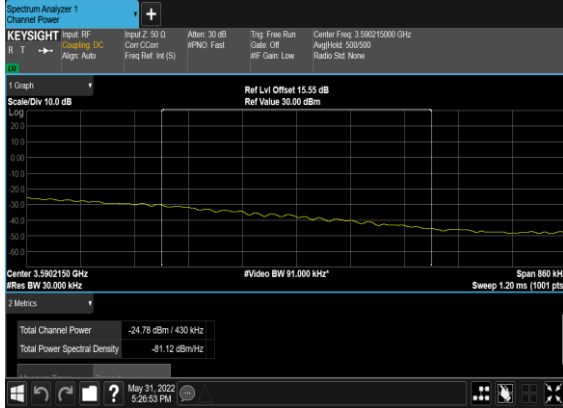


N48(40M)\_DFT-s-  
OFDM\_QPSK\_Edge\_1RB\_Right\_Low\_CH

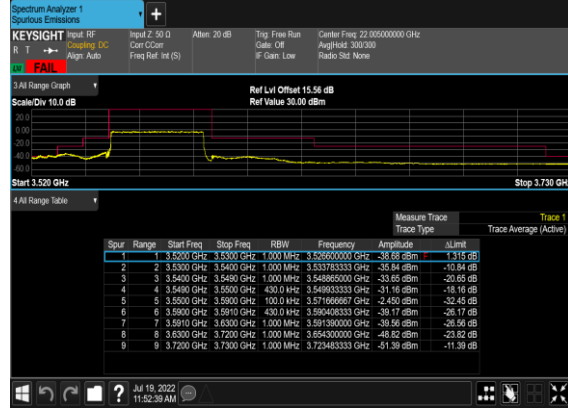




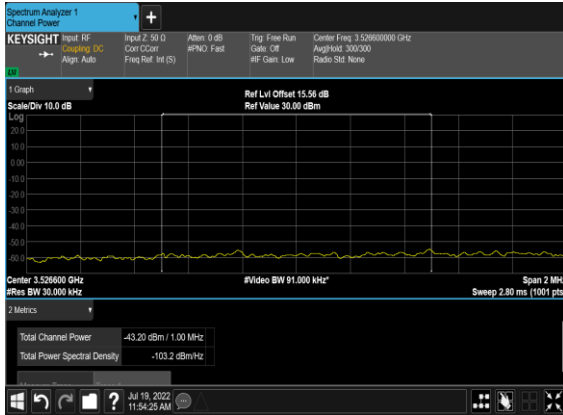
### N48(40M)\_DFT-s-OFDM\_QPSK\_Edge\_1RB\_Right\_Low\_CH\_CHP\_PASS



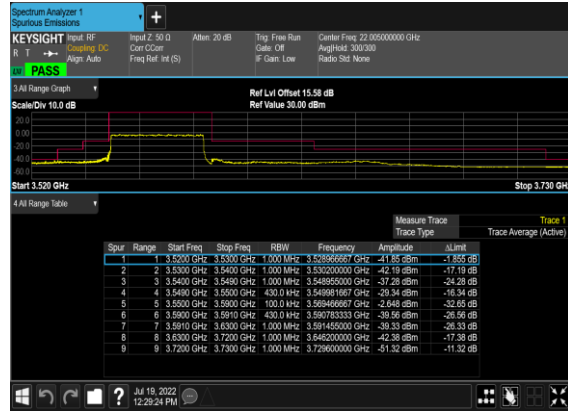
### N48(40M)\_DFT-s-OFDM\_BPSK\_Outer\_Full\_Low\_CH



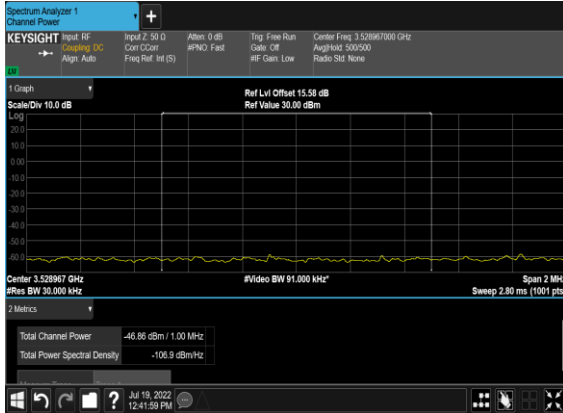
### N48(40M)\_DFT-s-OFDM\_BPSK\_Outer\_Full\_Low\_CH\_CHP\_PASS



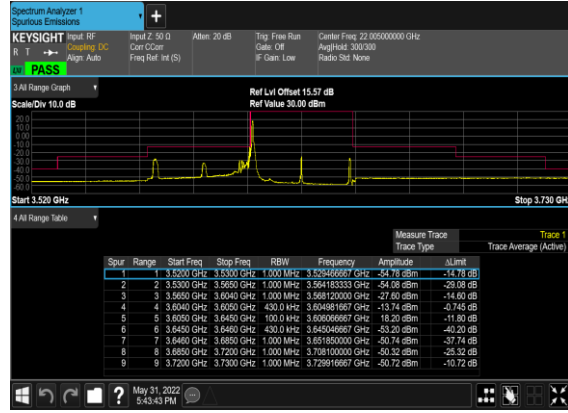
### N48(40M)\_DFT-s-OFDM\_QPSK\_Outer\_Full\_Low\_CH



### N48(40M)\_DFT-s-OFDM\_QPSK\_Outer\_Full\_Low\_CH\_CHP\_PASS

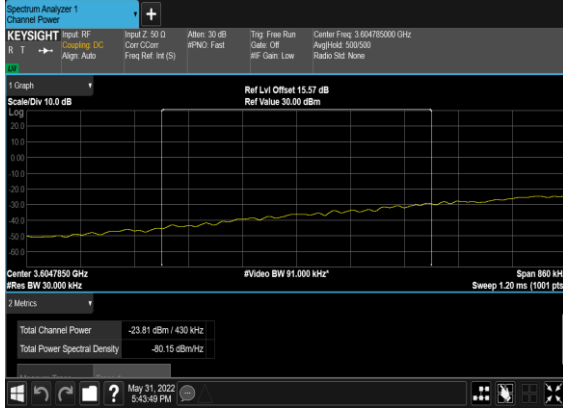


### N48(40M)\_DFT-s-OFDM\_BPSK\_Edge\_1RB\_Left\_Mid\_CH

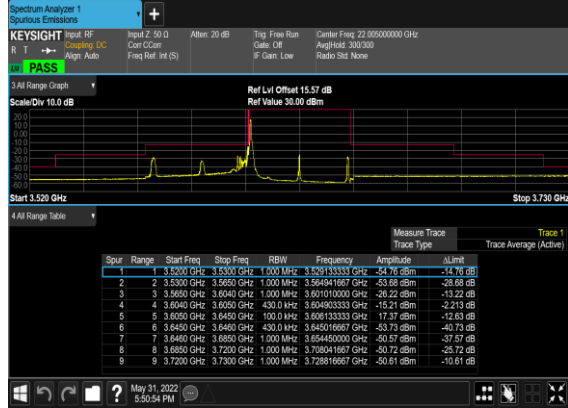




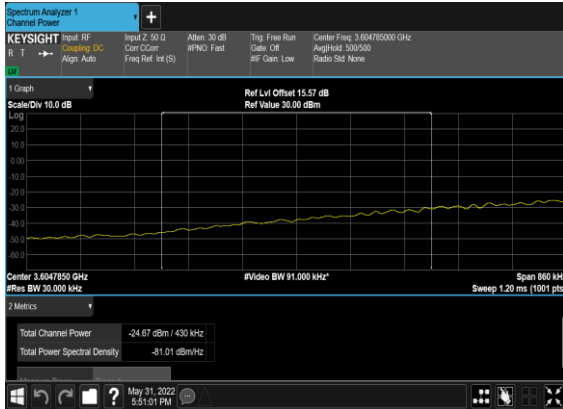
N48(40M)\_DFT-s-  
OFDM\_BPSK\_Edge\_1RB\_Left\_Mid\_CH\_CHP\_PASS



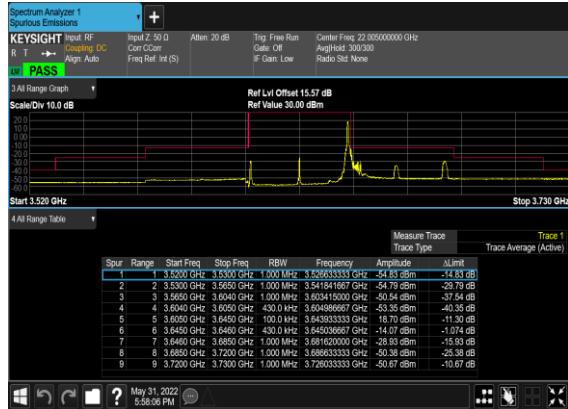
N48(40M)\_DFT-s-  
OFDM\_QPSK\_Edge\_1RB\_Left\_Mid\_CH



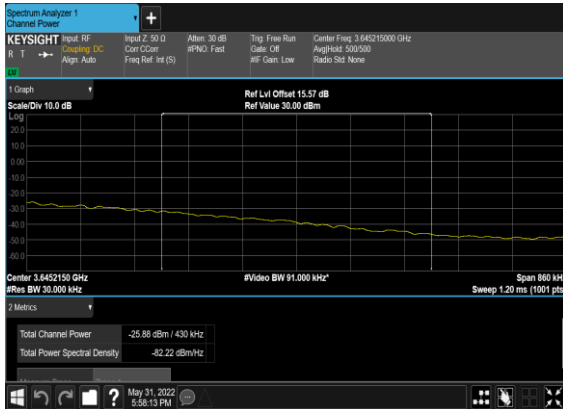
N48(40M)\_DFT-s-  
OFDM\_QPSK\_Edge\_1RB\_Left\_Mid\_CH\_CHP\_PASS



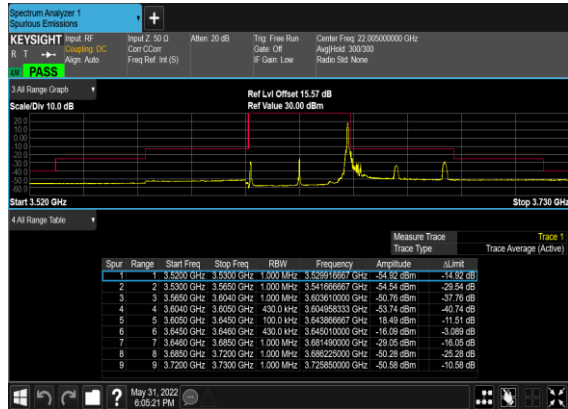
N48(40M)\_DFT-s-  
OFDM\_BPSK\_Edge\_1RB\_Right\_Mid\_CH



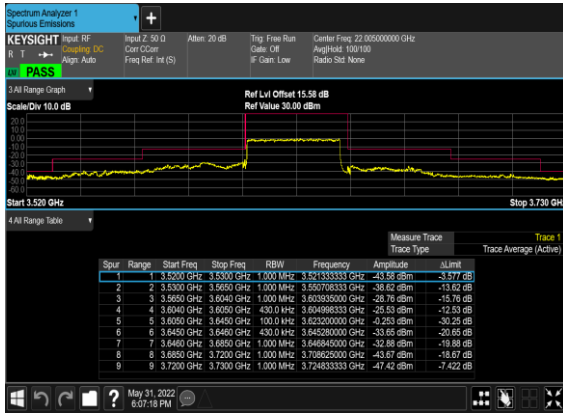
N48(40M)\_DFT-s-  
OFDM\_BPSK\_Edge\_1RB\_Right\_Mid\_CH\_CHP\_PASS



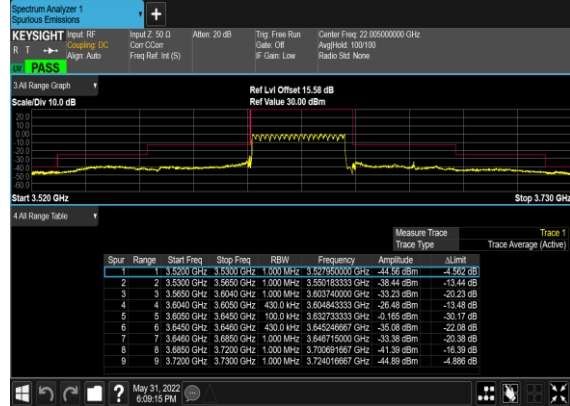
N48(40M)\_DFT-s-  
OFDM\_QPSK\_Edge\_1RB\_Right\_Mid\_CH



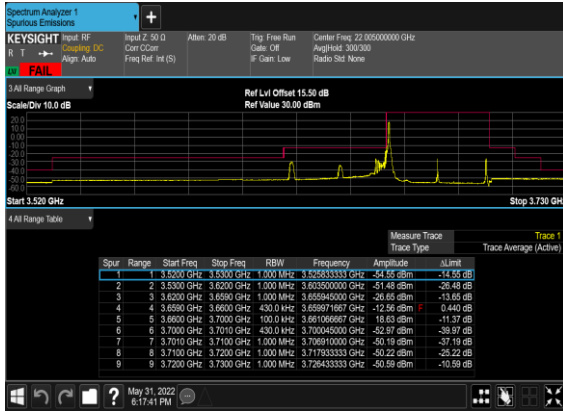
N48(40M)\_DFT-s-OFDM\_BPSK\_Outer\_Full\_Mid\_CH



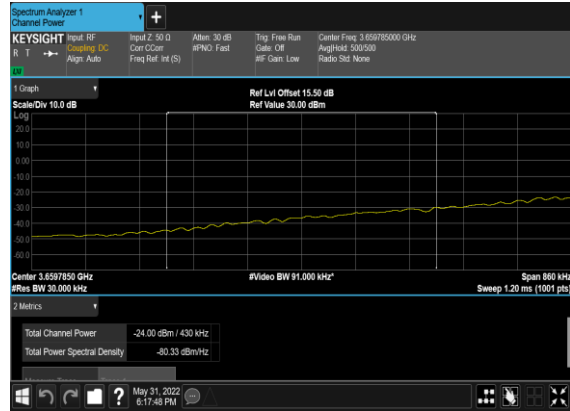
N48(40M)\_DFT-s-OFDM\_QPSK\_Outer\_Full\_Mid\_CH



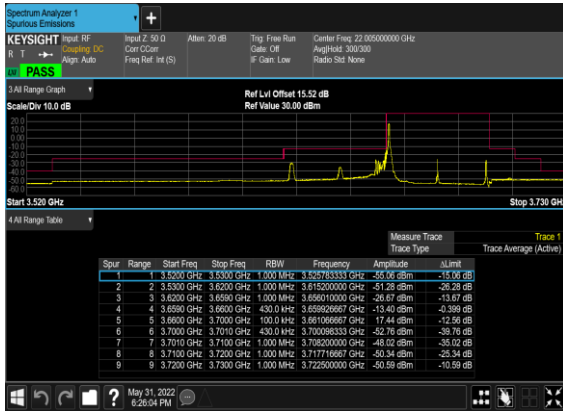
N48(40M)\_DFT-s-OFDM\_BPSK\_Edge\_1RB\_Left\_High\_CH



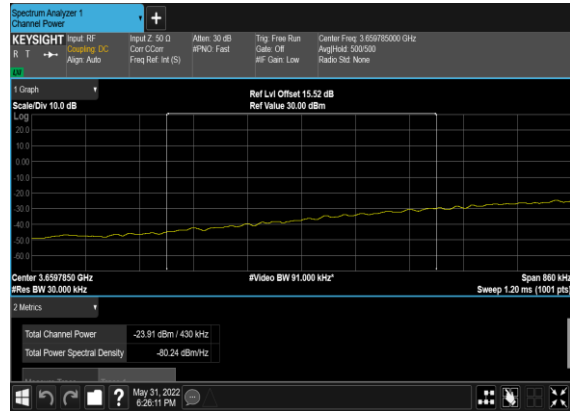
N48(40M)\_DFT-s-OFDM\_BPSK\_Edge\_1RB\_Left\_High\_CH\_CHP\_PASS



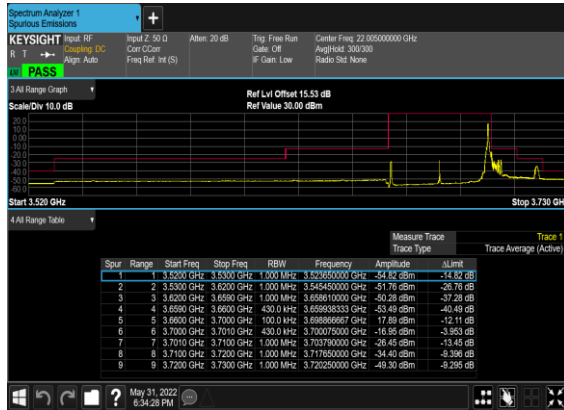
N48(40M)\_DFT-s-OFDM\_QPSK\_Edge\_1RB\_Left\_High\_CH



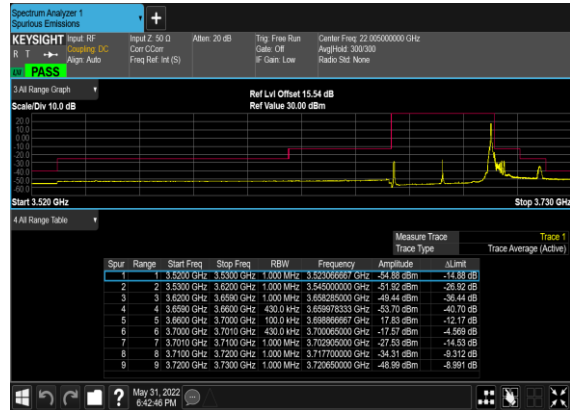
N48(40M)\_DFT-s-OFDM\_QPSK\_Edge\_1RB\_Left\_High\_CH\_CHP\_PASS



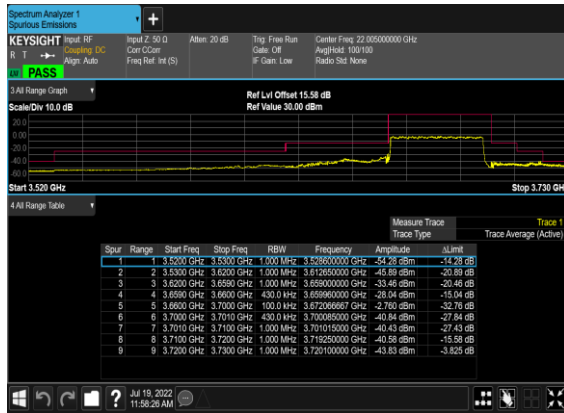
### N48(40M)\_DFT-s-OFDM\_BPSK\_Edge\_1RB\_Right\_High\_CH



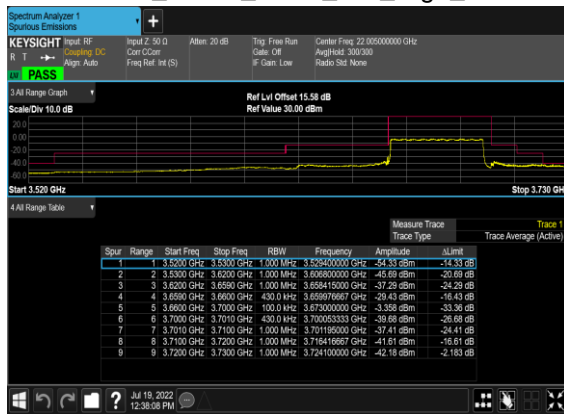
### N48(40M)\_DFT-s-OFDM\_QPSK\_Edge\_1RB\_Right\_High\_CH



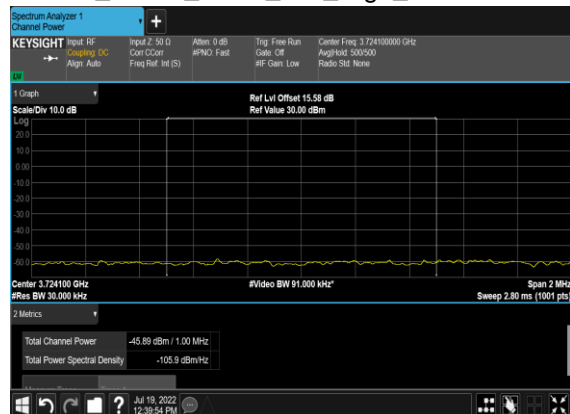
### N48(40M)\_DFT-s-OFDM\_BPSK\_Outer\_Full\_High\_CH



### N48(40M)\_DFT-s-OFDM\_QPSK\_Outer\_Full\_High\_CH



### N48(40M)\_DFT-s-OFDM\_QPSK\_Outer\_Full\_High\_CH\_CHP\_PASS





## Appendix B. Test Results of Radiated Test

### Radiated Spurious Emission

Test Engineer :	Kuang Jia	Temperature :	22~25°C
		Relative Humidity :	48~52%

Note: Pre-scanned harmonic for testing, we choose the worst antenna mode to test.

n48 SA / NR 40MHz / QPSK / ANT8(NR)									
Channel	Frequency ( MHz )	EIRP ( dBm )	Limit ( dBm )	Over Limit ( dB )	SPA Reading (dBm)	S.G. Power ( dBm )	TX Cable loss ( dB )	TX Antenna Gain (dBi)	Polarization (H/V)
Lowest	7140.00	-59.02	-40	-19.02	-64.50	-62.35	8.25	11.58	H
	10710.00	-57.71	-40	-17.71	-68.20	-59.26	10.45	12.00	H
	14283.00	-56.21	-40	-16.21	-67.65	-57.92	11.74	13.45	H
	7140.00	-58.43	-40	-18.43	-64.56	-61.76	8.25	11.58	V
	10710.00	-58.17	-40	-18.17	-68.08	-59.72	10.45	12.00	V
	14280.00	-54.84	-40	-14.84	-67.60	-56.55	11.74	13.45	V
Middle	7249.98	-58.30	-40	-18.30	-64.13	-61.60	8.30	11.60	H
	10874.97	-56.76	-40	-16.76	-67.19	-58.28	10.48	12.00	H
	14499.96	-55.37	-40	-15.37	-67.19	-57.07	11.80	13.50	H
	7249.98	-57.81	-40	-17.81	-64.36	-61.11	8.30	11.60	V
	10874.97	-57.19	-40	-17.19	-67.17	-58.71	10.48	12.00	V
	14499.96	-53.60	-40	-13.60	-67.13	-55.30	11.80	13.50	V
Highest	7359.76	-58.20	-40	-18.20	-64.49	-61.50	8.32	11.62	H
	11039.64	-57.18	-40	-17.18	-67.71	-58.86	10.52	12.20	H
	14719.52	-54.77	-40	-14.77	-67.53	-56.47	11.85	13.55	H
	7359.76	-58.06	-40	-18.06	-64.77	-61.36	8.32	11.62	V
	11039.64	-57.43	-40	-17.43	-67.64	-59.11	10.52	12.20	V
	14719.52	-53.17	-40	-13.17	-67.98	-54.87	11.85	13.55	V

Remark: Spurious emissions within 30-1000MHz were found more than 20dB below limit line.