



FCC RF Test Report

APPLICANT : ASUSTeK COMPUTER INC.
EQUIPMENT : ASUS Phone(Mobile Phone)
BRAND NAME : ASUS
MODEL NAME : ASUS_AI2201_F, ASUS_AI2201_D
FCC ID : MSQAI2201
STANDARD : 47 CFR Part 2, 96
CLASSIFICATION : Citizens Band End User Devices (CBE)
EQUIPMENT TYPE : End User Equipment
TEST DATE(S) : May 22, 2022 ~ Jul. 19, 2022

We, Sporton International Inc. (ShenZhen), would like to declare that the tested sample has been evaluated in accordance with the procedures given in ANSI C63.26 and shown compliance with the applicable technical standards.

The test results in this report apply exclusively to the tested model / sample. Without written approval of Sporton International Inc. (ShenZhen), the test report shall not be reproduced except in full.

Jason Jia



Approved by: Jason Jia

Sporton International Inc. (ShenZhen)

1/F, 2/F, Bldg 5, Shiling Industrial Zone, Xinwei Village, Xili, Nanshan, Shenzhen, 518055

People's Republic of China



Table of Contents

History of this test report..... 3

Summary of Test Result..... 4

1 General Description 5

 1.1 Applicant..... 5

 1.2 Manufacturer 5

 1.3 Feature of Equipment Under Test..... 5

 1.4 Maximum EIRP and Emission Designator 6

 1.5 Testing Site..... 6

 1.6 Test Software 7

 1.7 Applied Standards 7

2 Test Configuration of Equipment Under Test 8

 2.1 Test Mode..... 8

 2.2 Connection Diagram of Test System 9

 2.3 Support Unit used in test configuration 9

 2.4 Measurement Results Explanation Example 9

 2.5 Frequency List of Low/Middle/High Channels..... 10

3 Conducted Test Items..... 11

 3.1 Measuring Instruments..... 11

 3.2 Conducted Output Power 12

 3.3 EIRP and PSD..... 13

 3.4 Occupied Bandwidth 14

 3.5 Conducted Band Edge 15

 3.6 Conducted Spurious Emission 16

 3.7 Frequency Stability..... 17

4 Radiated Test Items 18

 4.1 Measuring Instruments..... 18

 4.2 Test Setup 18

 4.3 Test Result of Radiated Test..... 19

 4.4 Radiated Spurious Emission 20

5 List of Measuring Equipment..... 21

6 Uncertainty of Evaluation 22

Appendix A. Test Results of Conducted Test

Appendix B. Test Results of EIRP and Radiated Test

Appendix C. Test Setup Photographs



Summary of Test Result

| Report Clause | Ref Std. Clause | Test Items | Result (PASS/FAIL) | Remark |
|---------------|-------------------|---|--------------------|--|
| 3.2 | §2.1046 | Conducted Output Power | Reporting only | - |
| - | §96.41 | Peak-to-Average Ratio | Not Applicable | Not applicable for End User Devices |
| 3.3 | §96.41 | Maximum E.I.R.P | Pass | - |
| | | Maximum Power Spectral Density | Not Applicable | Not applicable for End User Devices |
| 3.4 | §2.1049 §96.41 | Occupied Bandwidth | Reporting only | - |
| 3.5 | §2.1051 §96.41 | Conducted Band Edge Measurement Adjacent Channel Leakage Ratio | Pass | - |
| 3.6 | §2.1051 §96.41 | Conducted Spurious Emission | Pass | - |
| 3.7 | §2.1055 | Frequency Stability for Temperature & Voltage | Pass | - |
| 4.4 | §2.1051 §96.41 | Radiated Spurious Emission | Pass | Under limit 13.17 dB at 14719.52 MHz |

Declaration of Conformity:

The test results with all measurement uncertainty excluded are presented in accordance with the regulation limits or requirements declared by manufacturers.

Comments and Explanations:

The declared of product specification for EUT presented in the report are provided by the manufacturer, and the manufacturer takes all the responsibilities for the accuracy of product specification.



1 General Description

1.1 Applicant

ASUSTeK COMPUTER INC.

1F., No. 15, Lide Rd., Beitou Dist., Taipei City 112, Taiwan

1.2 Manufacturer

ASUSTeK COMPUTER INC.

1F., No. 15, Lide Rd., Beitou Dist., Taipei City 112, Taiwan

1.3 Feature of Equipment Under Test

| Product Feature | |
|--------------------|---|
| Equipment | ASUS Phone(Mobile Phone) |
| Brand Name | ASUS |
| Model Name | ASUS_AI2201_F, ASUS_AI2201_D |
| FCC ID | MSQAI2201 |
| Tx Frequency | 5G NR n48: 3550 MHz ~ 3700 MHz |
| Rx Frequency | 5G NR n48: 3550 MHz ~ 3700 MHz |
| SCS | 30kHz |
| Bandwidth | 10MHz / 20MHz / 40MHz |
| Antenna Type | PIFA Antenna |
| Antenna Gain | <Ant. 7>: -3.60 dBi <Ant. 8>: -2.10 dBi <Ant. 9>: -2.03 dBi <Ant. 10>: -2.03 dBi |
| Type of Modulation | CP-OFDM: QPSK / 16QAM / 64QAM / 256QAM DFT-s-OFDM: PI/2 BPSK / QPSK / 16QAM / 64QAM / 256QAM |
| IMEI Code | Conducted: 359157510101814/359157510101822 Radiation: 353700810106011/353700810106029 |
| HW Version | R3.0 |
| SW Version | Android 12 |
| EUT Stage | Identical Prototype |

Remark:

1. The above EUT's information was declared by manufacturer. Please refer to the specifications or user's manual for more detailed description.
2. The maximum EIRP is calculated from max output power and antenna gain, only the maximum EIRP of Ant. 8 is shown in the report.
3. 5G NR n48 supports SA mode only.



All the test were performed by SKU 2

| Sample Information | | |
|-------------------------|---|--|
| SKU | SKU 1 | SKU 2 |
| Build Stage | PR | |
| Config. | WW-High (with LGF) | WW-High (with PMOLED) |
| RF module board | WW-High(Entry) | WW-PRO |
| LCD + Touch front frame | AI2201 FRONT CASE ASSY WW | AI2201 FRONT CASE ASSY WW |
| DDR | 16G (Samsung) LPDDR5 SAMSUNG/K3LK6K60BM-BGCP | 18G(HYNIX) LPDDR5 HYNIX/H58GU6MK6HX042 |
| UFS | 512G (HYNIX) HYNIX HN8T25DEHKX077 | 512G (HYNIX) HYNIX HN8T25DEHKX077 |
| MB | AI2201_MB | AI2201_MB |
| Battery | SCUD/C21P2101 | SWD/C21P2101 |
| Rear Camera 50+13M | PRIMAX/50-704JQASC8 | TRIPLEWIN/CASAF-001A |
| Front Camera 12M | TSPRECISSION/TNBF1166 | LUXVISIONS/FRA-00000658 |
| Rear Camera 5M | SHINE PHOTICS/BF515B | TSPRECISSION/O5F9323 VERA1 |
| PCB | COMPEQ | COMPEQ |
| CPU | QUALCOMM MPSP1518B / SM-8475-1 MPSP1518B ES | QUALCOMM MPSP1518B / SM-8475-1 MPSP1518B ES |

1.4 Maximum EIRP and Emission Designator

| 5G NR n48 | | PI/2 BPSK / QPSK | | 16QAM/64QAM/256QAM | |
|-----------|-----------------------|------------------|------------------------------|--------------------|------------------------------|
| BW (MHz) | Frequency Range (MHz) | Maximum EIRP(W) | Emission Designator (99%OBW) | Maximum EIRP(W) | Emission Designator (99%OBW) |
| 10 | 3555.00~3694.98 | 0.1714 | 8M61G7D | 0.1384 | 8M60W7D |
| 20 | 3560.01~3690.00 | 0.1770 | 18M2G7D | 0.1416 | 18M2W7D |
| 40 | 3570.00~3679.98 | 0.1803 | 37M8G7D | 0.1455 | 37M9W7D |

1.5 Testing Site

Sporton International (Shenzhen) Inc. is accredited to ISO/IEC 17025:2017 by American Association for Laboratory Accreditation with Certificate Number 5145.01.

| | | | |
|--------------------|---|---------------------|--------------------------------|
| Test Firm | Sporton International (Shenzhen) Inc. | | |
| Test Site Location | 1/F, 2/F, Bldg 5, Shiling Industrial Zone, Xinwei Village, Xili, Nanshan, Shenzhen, 518055 People's Republic of China TEL: +86-755-86379589 FAX: +86-755-86379595 | | |
| Test Site No. | Sporton Site No. | FCC Designation No. | FCC Test Firm Registration No. |
| | TH01-SZ | CN1256 | 421272 |



| | | | |
|---------------------------|---|----------------------------|---------------------------------------|
| Test Firm | Sporton International (Shenzhen) Inc. | | |
| Test Site Location | 101, 1st Floor, Block B, Building 1, No. 2, Tengfeng 4th Road, Fenghuang Community, Fuyong Street, Baoan District, Shenzhen City Guangdong Province China 518103 TEL: +86-755-33202398 | | |
| Test Site No. | Sporton Site No. | FCC Designation No. | FCC Test Firm Registration No. |
| | 03CH04-SZ | CN1256 | 421272 |

1.6 Test Software

| Item | Site | Manufacturer | Name | Version |
|------|-----------|--------------|------|-------------|
| 1. | 03CH04-SZ | AUDIX | E3 | 6.2009-8-24 |

1.7 Applied Standards

According to the specifications of the manufacturer, the EUT must comply with the requirements of the following standards:

- ANSI C63.26-2015
- ANSI / TIA-603-E
- 47 CFR Part 2, 96
- FCC KDB 971168 D01 Power Meas. License Digital Systems v03r01
- FCC KDB 940660 D01 Part 96 CBRS v03
- FCC KDB 412172 D01 Determining ERP and EIRP v01r01

Remark:

1. All test items were verified and recorded according to the standards and without any deviation during the test.
2. This EUT has also been tested and complied with the requirements of FCC Part 15, Subpart B, recorded in a separate test report.



2 Test Configuration of Equipment Under Test

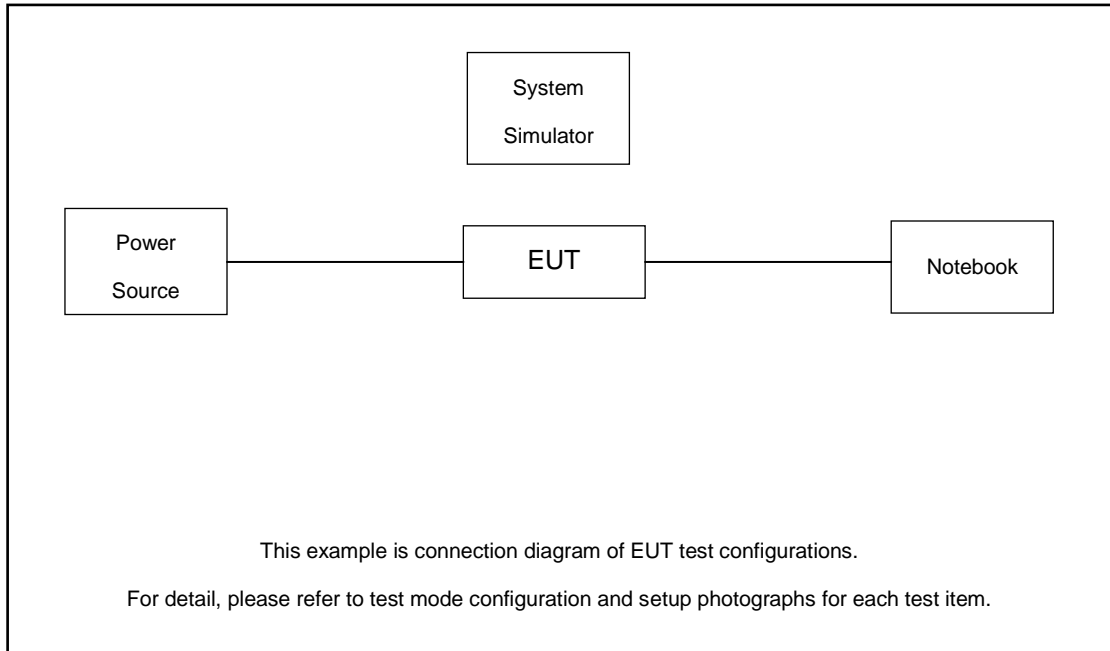
2.1 Test Mode

Antenna port conducted and radiated test items listed below are performed according to KDB 971168 D01 Power Meas. License Digital Systems v03r01 with maximum output power.

For radiated measurement, pre-scanned in three orthogonal panels, X, Y, Z. The worst cases (X plane) were recorded in this report.

| Test Items | Band | Bandwidth (MHz) | | | | | | Modulation | | | | | RB # | | Test Channel | | | |
|--------------------------------|---|-----------------|----|----|----|----|----|------------|------|-------|-------|---------|------|------|--------------|---|---|---|
| | | 5 | 10 | 15 | 20 | 30 | 40 | PI/2 BPSK | QPSK | 16QAM | 64QAM | 256 QAM | 1 | Full | L | M | H | |
| Max. Output Power | n48 | - | v | - | v | - | v | v | v | v | v | v | v | v | v | v | v | v |
| 26dB and 99% Bandwidth | n48 | - | v | - | v | - | v | v | v | v | v | v | | v | | | v | |
| Adjacent Channel Leakage Ratio | n48 | - | v | - | v | - | v | v | v | | | | v | v | v | v | v | |
| Conducted Band Edge | n48 | - | v | - | v | - | v | v | v | | | | v | v | v | | | v |
| Conducted Spurious Emission | n48 | - | v | - | v | - | v | v | v | | | | v | v | v | v | v | v |
| E.R.P / E.I.R.P | n48 | - | v | - | v | - | v | v | v | v | v | v | v | v | v | v | v | v |
| Frequency Stability | n48 | - | | - | v | - | | | v | | | | | v | | | v | |
| Radiated Spurious Emission | n48 | Worst Case | | | | | | | | | | | | | v | v | v | |
| Remark | <ol style="list-style-type: none"> The mark "v" means that this configuration is chosen for testing The mark "-" means that this bandwidth is not supported. The device is investigated from 30MHz to 10 times of fundamental signal for radiated spurious emission test under different RB size/offset and modulations in exploratory test. Subsequently, only the worst case emissions are reported. All test items are based on engineering evaluation. Frequency Stability: Normal Voltage = 7.78V ; Low Voltage =7.3V; High Voltage =8.7V | | | | | | | | | | | | | | | | | |

2.2 Connection Diagram of Test System



2.3 Support Unit used in test configuration

| Item | Equipment | Trade Name | Model No. | FCC ID | Data Cable | Power Cord |
|------|------------------|------------|-----------|--------|------------|-------------------|
| 1. | Power Supply | GWINSTEK | PSS-2002 | N/A | N/A | Unshielded, 1.8 m |
| 2. | LTE Base Station | Anritsu | MT8821C | N/A | N/A | Unshielded, 1.8 m |
| 3. | NR Base Station | Anritsu | MT8000A | N/A | N/A | Unshielded, 1.8 m |
| 4. | Earphone | ASUS | EA009B | N/A | N/A | N/A |

2.4 Measurement Results Explanation Example

For all conducted test items:

The offset level is set in the spectrum analyzer to compensate the RF cable loss and attenuator factor between EUT conducted output port and spectrum analyzer. With the offset compensation, the spectrum analyzer reading level is exactly the EUT RF output level.

The spectrum analyzer offset is derived from RF cable loss and attenuator factor.

$$\text{Offset} = \text{RF cable loss} + \text{attenuator factor}.$$

Following shows an offset computation example with cable loss 5.57 dB and 10dB attenuator.

Example :

$$\begin{aligned} \text{Offset(dB)} &= \text{RF cable loss(dB)} + \text{attenuator factor(dB)}. \\ &= 5.57 + 10 = 15.57 \text{ (dB)} \end{aligned}$$



2.5 Frequency List of Low/Middle/High Channels

| 5G NR n48 Channel and Frequency List | | | | |
|--------------------------------------|------------------------|---------|---------|---------|
| BW [MHz] | Channel/Frequency(MHz) | Lowest | Middle | Highest |
| 40 | Channel | 638000 | 641666 | 645332 |
| | Frequency | 3570 | 3624.99 | 3679.98 |
| 20 | Channel | 637334 | 641666 | 646000 |
| | Frequency | 3560.01 | 3624.99 | 3690 |
| 10 | Channel | 637000 | 641666 | 646332 |
| | Frequency | 3555 | 3624.99 | 3694.98 |

3 Conducted Test Items

3.1 Measuring Instruments

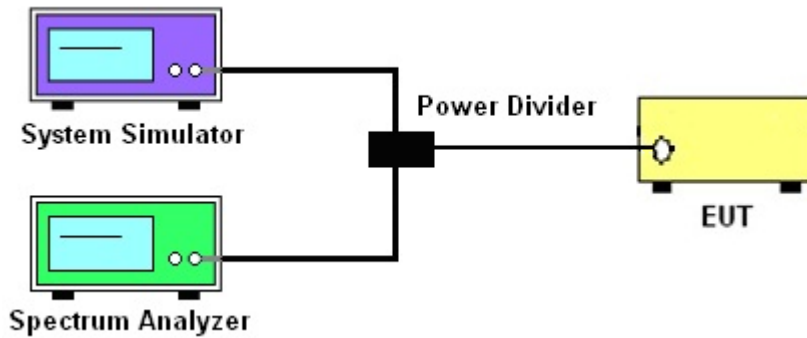
See list of measuring instruments of this test report.

3.1.1 Test Setup

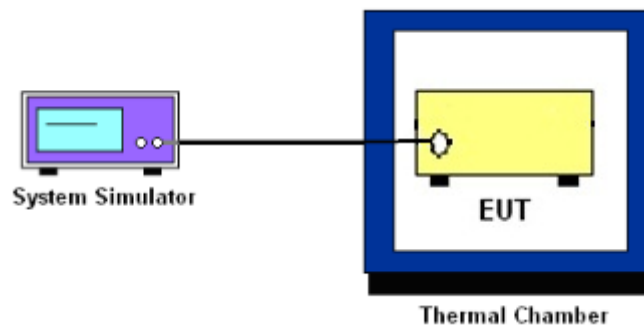
3.1.2 Conducted Output Power



3.1.3 Occupied Bandwidth, Conducted Band-Edge and Conducted Spurious Emission



3.1.4 Frequency Stability



3.1.5 Test Result of Conducted Test

Please refer to Appendix A.



3.2 Conducted Output Power

3.2.1 Description of the Conducted Output Power Measurement

A system simulator was used to establish communication with the EUT. Its parameters were set to force the EUT transmitting at maximum output power. The measured power in the radio frequency on the transmitter output terminals shall be reported.

3.2.2 Test Procedures

1. The transmitter output port was connected to the system simulator.
2. Set EUT at maximum power through the system simulator.
3. Select lowest, middle, and highest channels for each band and different modulation.
4. Measure and record the power level from the system simulator.

3.3 EIRP and PSD

3.3.1 Description of the EIRP Measurement

EIRP and PSD limits for CBRS equipment as below table:

| Device | | Maximum EIRP (dBm/10 MHz) | Maximum PSD (dBm/MHz) |
|--------------------------|-----------------|------------------------------|--------------------------|
| Applied | End User Device | 23 | n/a |
| <input type="checkbox"/> | Category A CBSD | 30 | 20 |
| <input type="checkbox"/> | Category B CBSD | 47 | 37 |

Remark: The worst case EIRP shown in this section is found with LTE operating only using 1RB. As such, the EIRP/10MHz and full channel EIRP values will be identical since 1RB is fully contained within all available channel bandwidths for LTE Band 48 (i.e. 5, 10, 15, 20MHz)

3.3.2 Test Procedures for EIRP

1. Establishing a communications link with the call box (Base station) to measure the Maximum conducted power, the parameters were set to force the EUT transmitting at maximum output power level. Use the average power measurement function to measure total channel power of each channel bandwidth (per ANSI C63.26-2015 Section 5.2.1)
2. Determining ERP and/or EIRP from conducted RF output power measurements (Per ANSI C63.26-2015 Section 5.2.5.5)
 - EIRP = $P_T + G_T - L_C$, ERP = EIRP -2.15, where
 - P_T = transmitter output power in dBm
 - G_T = gain of the transmitting antenna in dBi
 - L_C = signal attenuation in the connecting cable between the transmitter and antenna in dB



3.4 Occupied Bandwidth

3.4.1 Description of Occupied Bandwidth Measurement

The occupied bandwidth is the width of a frequency band such that, below the lower and above the upper frequency limits, the mean powers emitted are each equal to a specified percentage 0.5% of the total mean transmitted power.

The 26 dB emission bandwidth is defined as the frequency range between two points, one above and one below the carrier frequency, at which the spectral density of the emission is attenuated 26 dB below the maximum in-band spectral density of the modulated signal. Spectral density (power per unit bandwidth) is to be measured with a detector of resolution bandwidth equal to approximately 1.0% of the emission bandwidth.

3.4.2 Test Procedures

The testing follows ANSI C63.26-2015 Section 5.4.3 (26dB) and Section 5.4.4 (99OB)

1. The EUT was connected to spectrum analyzer and system simulator via a power divider.
2. The spectrum analyzer center frequency is set to the nominal EUT channel center frequency. The span range for the spectrum analyzer shall be between two and five times the anticipated OBW.
3. The nominal resolution bandwidth (RBW) shall be in the range of 1 to 5 % of the anticipated OBW, and the VBW shall be at least 3 times the RBW.
4. Set the detection mode to peak, and the trace mode to max hold.
5. Determine the reference value: Set the EUT to transmit a modulated signal. Allow the trace to stabilize. Set the spectrum analyzer marker to the highest level of the displayed trace.
(this is the reference value)
6. Determine the “-26 dB down amplitude” as equal to (Reference Value – X).
7. Place two markers, one at the lowest and the other at the highest frequency of the envelope of the spectral display such that each marker is at or slightly below the “-X dB down amplitude” determined in step 6. If a marker is below this “-X dB down amplitude” value it shall be placed as close as possible to this value. The OBW is the positive frequency difference between the two markers.
8. Use the 99 % power bandwidth function of the spectrum analyzer and report the measured bandwidth.



3.5 Conducted Band Edge

3.5.1 Description of Conducted Band Edge Measurement

Part 96.41 (e) (1) (i)

For CBSD the emission limits outside the fundamental are as follows:

Within 0 MHz to 10 MHz above and below the assigned channel ≤ -13 dBm/MHz

Greater than 10 MHz above and below the assigned channel ≤ -25 dBm/MHz

Part 96.41 (e) (1) (ii)

For End User Devices the emission limits outside the fundamental are as follows:

Within 0 MHz to B MHz above and below the assigned channel ≤ -13 dBm/MHz

Greater than B MHz above and below the assigned channel ≤ -25 dBm/MHz

where B is the bandwidth in megahertz of the assigned channel or multiple contiguous channels of the End User Device.

Notwithstanding the emission limits in this paragraph, the Adjacent Channel Leakage Ratio for End User Devices shall be at least 30 dB.

Part 96.41 (e) (2)

For CBSDs and End User Devices, the conducted power of emissions below 3540 MHz or above 3710 MHz shall not exceed -25 dBm/MHz, and the conducted power of emissions below 3530 MHz or above 3720 MHz shall not exceed -40 dBm/MHz

3.5.2 Test Procedures

The testing follows FCC KDB 971168 D01 v03r01 Section 6.1.

1. The EUT was connected to spectrum analyzer and system simulator via a power divider.
2. The band edges of low and high channels for the highest RF powers were measured.
3. Set RBW $\geq 1\%$ EBW in the 1MHz band immediately outside and adjacent to the band edge.
4. Beyond the 1 MHz band from the band edge, RBW=1MHz was used
5. Offset has included the duty factor for LTE Band 48. Duty factor $=10 \log (1/x)$, where x is the measured duty cycle.
6. Set spectrum analyzer with RMS detector.
7. The RF fundamental frequency should be excluded against the limit line in the operating frequency band.
8. When using the integration method, the starting frequency of the integration shall be centered at one-half of the RBW away from the band edge.



3.6 Conducted Spurious Emission

3.6.1 Description of Conducted Spurious Emission Measurement

96.41 (e)(2)

The conducted power of any emissions below 3530 MHz or above 3720 MHz shall not exceed -40dBm/MHz.

3.6.2 Test Procedures

The testing follows FCC KDB 971168 D01 v03r01 Section 6.1.

1. The EUT was connected to spectrum analyzer and system simulator via a power divider.
2. The RF output of EUT was connected to the spectrum analyzer by RF cable and attenuator. The path loss was compensated to the results for each measurement.
3. The middle channel for the highest RF power within the transmitting frequency was measured.
4. The conducted spurious emission for the whole frequency range was taken.
5. Make the measurement with the spectrum analyzer's RBW = 1MHz, VBW = 3MHz.
6. Set spectrum analyzer with RMS detector.
7. Taking the record of maximum spurious emission.
8. The RF fundamental frequency should be excluded against the limit line in the operating frequency band.
9. The limit line is -40dBm/MHz.



3.7 Frequency Stability

3.7.1 Description of Frequency Stability Measurement

The frequency stability shall be measured by variation of ambient temperature and variation of primary supply voltage to ensure that the fundamental emission stays within the authorized frequency block. The frequency stability of the transmitter shall be maintained within $\pm 0.00025\%$ ($\pm 2.5\text{ppm}$) of the center frequency

3.7.2 Test Procedures for Temperature Variation

The testing follows FCC KDB 971168 D01 v03r01 Section 9.0.

1. The EUT was set up in the thermal chamber and connected with the system simulator.
2. With power OFF, the temperature was decreased to -30°C and the EUT was stabilized before testing. Power was applied and the maximum change in frequency was recorded within one minute.
3. With power OFF, the temperature was raised in 10°C step up to 50°C . The EUT was stabilized at each step for at least half an hour. Power was applied and the maximum frequency change was recorded within one minute.

3.7.3 Test Procedures for Voltage Variation

The testing follows FCC KDB 971168 D01 v03r01 Section 9.0.

1. The EUT was placed in a temperature chamber at $25\pm 5^{\circ}\text{C}$ and connected with the system simulator.
2. The power supply voltage to the EUT was varied from 85% to 115% of the nominal value measured at the input to the EUT.
3. The variation in frequency was measured for the worst case.

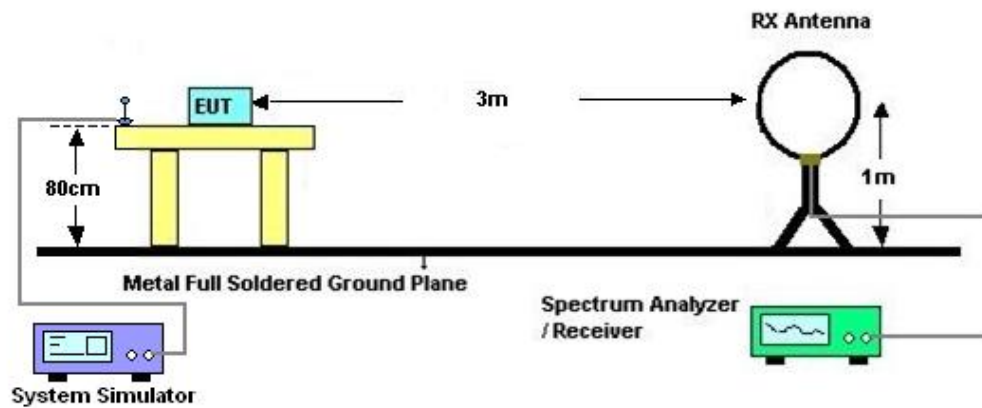
4 Radiated Test Items

4.1 Measuring Instruments

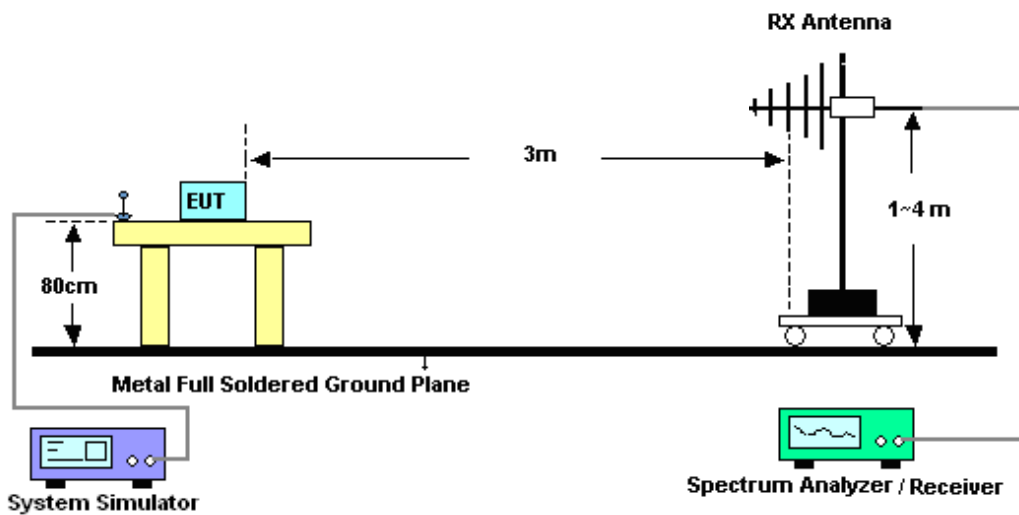
See list of measuring instruments of this test report.

4.2 Test Setup

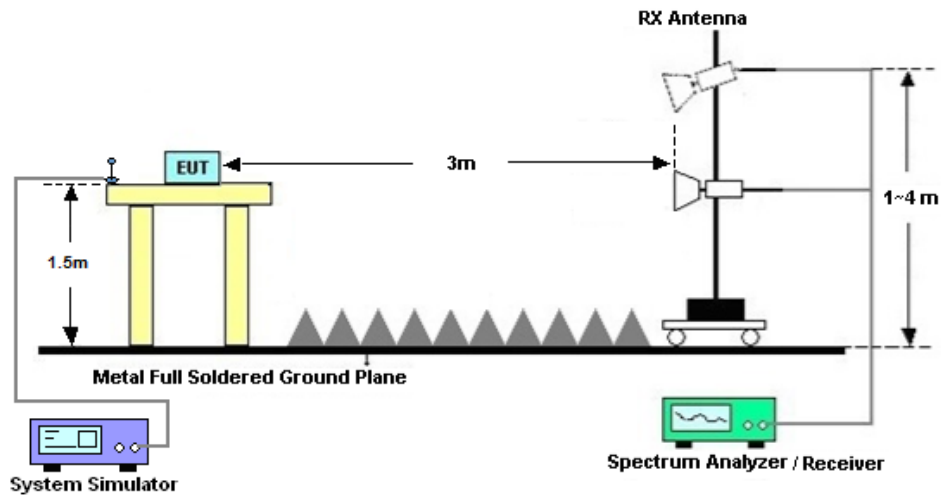
4.2.1 For radiated test below 30MHz



4.2.2 For radiated test from 30MHz to 1GHz



4.2.3 For radiated test above 1GHz



4.3 Test Result of Radiated Test

The low frequency, which started from 9 kHz to 30MHz, was pre-scanned and the result which was 20dB lower than the limit line was not reported.

Please refer to Appendix B.



4.4 Radiated Spurious Emission

4.4.1 Description of Radiated Spurious Emission Measurement

The radiated spurious emission was measured by substitution method according to ANSI / TIA-603-E. The power of any emission outside of the authorized operating frequency ranges must be attenuated below the transmitter power (P) by a factor of at least -40dBm / MHz. The spectrum is scanned from 30 MHz up to a frequency including its 10th harmonic.

4.4.2 Test Procedures

1. The EUT was placed on a turntable with 0.8 meter height for frequency below 1GHz and 1.5 meter height for frequency above 1GHz respectively above ground.
2. The EUT was set 3 meters from the receiving antenna mounted on the antenna tower.
3. The table was rotated 360 degrees to determine the position of the highest spurious emission.
4. The height of the receiving antenna is varied between 1m to 4m to search the maximum spurious emission for both horizontal and vertical polarizations.
5. During the measurement, the system simulator parameters were set to force the EUT transmitting at maximum output power.
6. Make the measurement with the spectrum analyzer's RBW = 1MHz, VBW = 3MHz, taking the record of maximum spurious emission.
7. A horn antenna was substituted in place of the EUT and was driven by a signal generator. Tune the output power of signal generator to the same emission level with EUT maximum spurious emission.
$$\text{EIRP (dBm)} = \text{S.G. Power} - \text{Tx Cable Loss} + \text{Tx Antenna Gain}$$
$$\text{ERP (dBm)} = \text{EIRP} - 2.15$$
8. The RF fundamental frequency should be excluded against the limit line in the operating frequency band.
The limit line is -40dBm/MHz



5 List of Measuring Equipment

| Instrument | Manufacturer | Model No. | Serial No. | Characteristics | Calibration Date | Test Date | Due Date | Remark |
|---------------------------|---------------------------|--------------------------|----------------|-----------------|------------------|--------------------------------|---------------|-----------------------|
| Spectrum Analyzer | R&S | FSV40 | 101078 | 10Hz~40GHz | Apr. 07, 2022 | May 31, 2022~ Jul. 19, 2022 | Apr. 06, 2023 | Conducted (TH01-SZ) |
| Power Divider | TOJOIN | PS-2SM-04265 | 60.06.020.0077 | 0.4GHz~26.5GHz | Dec. 25, 2021 | May 31, 2022~ Jul. 19, 2022 | Dec. 24, 2022 | Conducted (TH01-SZ) |
| Thermal Chamber | Ten Billion Hongzhangroup | LP-150U | H2014081803 | -40~+150°C | Jul. 14, 2021 | May 31, 2022~ Jul. 19, 2022 | Jul. 13, 2022 | Conducted (TH01-SZ) |
| Thermal Chamber | Ten Billion Hongzhangroup | LP-150U | H2014081803 | -40~+150°C | Jul. 13, 2022 | | Jul. 12, 2023 | Conducted (TH01-SZ) |
| EMI Test Receiver | R&S | ESR7 | 101404 | 9kHz~7GHz | Oct. 22, 2021 | May 22, 2022 | Oct. 21, 2022 | Radiation (03CH04-SZ) |
| EXA Spectrum Analyzer | KEYSIGHT | N9010A | MY55150213 | 10Hz~44GHz | Jul. 20, 2021 | May 22, 2022 | Jul. 19, 2022 | Radiation (03CH04-SZ) |
| Loop Antenna | R&S | HFH2-Z2 | 100354 | 9kHz~30MHz | Jun. 22, 2020 | May 22, 2022 | Jun. 21, 2022 | Radiation (03CH04-SZ) |
| Bilog Antenna | TeseQ | CBL6111D | 41909 | 30MHz~1GHz | Oct. 22, 2021 | May 22, 2022 | Oct. 21, 2022 | Radiation (03CH04-SZ) |
| Double Ridge Horn Antenna | SCHWARZBECK | BBHA9120D | 9120D-1474 | 1GHz~18GHz | Jul. 15, 2021 | May 22, 2022 | Jul. 14, 2022 | Radiation (03CH04-SZ) |
| Horn Antenna | SCHWARZBECK | BBHA9170 | 9170#679 | 15GHz~40GHz | Jul. 25, 2021 | May 22, 2022 | Jul. 24, 2022 | Radiation (03CH04-SZ) |
| Amplifier | Burgeon | BPA-530 | 102211 | 0.01Hz~3000MHz | Oct. 22, 2021 | May 22, 2022 | Oct. 21, 2022 | Radiation (03CH04-SZ) |
| HF Amplifier | MITEQ | AMF-7D-00101800-30-10P-R | 1943528 | 1GHz~18GHz | Oct. 22, 2021 | May 22, 2022 | Oct. 21, 2022 | Radiation (03CH04-SZ) |
| HF Amplifier | MITEQ | TTA1840-35-HG | 1871923 | 18GHz~40GHz | Jul. 20, 2021 | May 22, 2022 | Jul. 19, 2022 | Radiation (03CH04-SZ) |
| Amplifier | Agilent Technologies | 83017A | MY53270156 | 500MHz~26.5GHz | Oct. 22, 2021 | May 22, 2022 | Oct. 21, 2022 | Radiation (03CH04-SZ) |
| AC Power Source | Chroma | 61601 | N/A | N/A | NCR | May 22, 2022 | NCR | Radiation (03CH04-SZ) |
| Turn Table | EM | EM1000 | N/A | 0~360 degree | NCR | May 22, 2022 | NCR | Radiation (03CH04-SZ) |
| Antenna Mast | EM | EM1000 | N/A | 1 m~4 m | NCR | May 22, 2022 | NCR | Radiation (03CH04-SZ) |

NCR: No Calibration Required



6 Uncertainty of Evaluation

Uncertainty of Radiated Emission Measurement (30 MHz ~ 1000 MHz)

| | |
|---|-------|
| Measuring Uncertainty for a Level of Confidence of 95% (U = 2Uc(y)) | 2.8dB |
|---|-------|

Uncertainty of Radiated Emission Measurement (1 GHz ~ 18 GHz)

| | |
|---|-------|
| Measuring Uncertainty for a Level of Confidence of 95% (U = 2Uc(y)) | 3.1dB |
|---|-------|

Uncertainty of Radiated Emission Measurement (18 GHz ~ 40 GHz)

| | |
|---|-------|
| Measuring Uncertainty for a Level of Confidence of 95% (U = 2Uc(y)) | 3.9dB |
|---|-------|

----- THE END -----



Appendix A. Test Results of Conducted Test

| | | | |
|-----------------|----------|---------------------|---------|
| Test Engineer : | Jung Guo | Temperature : | 22~23°C |
| | | Relative Humidity : | 40~42% |

FR1 N48(ANT8)

Conducted Output Power and EIRP(ANT gain=-2.1dBi)

| NR Band | SCS (kHz) | Bandwidth (MHz) | Arfcn | Freq (MHz) | Modulation | RB | Conducted Power(dBm) | EIRP (dBm) | EIRP (W) |
|---------|-----------|-----------------|--------|------------|-------------------------|------|----------------------|------------|----------|
| 48 | 30 | 10 | 637000 | 3555 | DFT-s-OFDM PI/2 BPSK | 12@6 | 24.06 | 21.96 | 0.1570 |
| 48 | 30 | 10 | 637000 | 3555 | DFT-s-OFDM PI/2 BPSK | 1@1 | 24.06 | 21.96 | 0.1570 |
| 48 | 30 | 10 | 637000 | 3555 | DFT-s-OFDM PI/2 BPSK | 1@22 | 24.01 | 21.91 | 0.1552 |
| 48 | 30 | 10 | 637000 | 3555 | DFT-s-OFDM QPSK | 12@6 | 24.06 | 21.96 | 0.1570 |
| 48 | 30 | 10 | 637000 | 3555 | DFT-s-OFDM QPSK | 1@1 | 24.1 | 22 | 0.1585 |
| 48 | 30 | 10 | 637000 | 3555 | DFT-s-OFDM QPSK | 1@22 | 23.9 | 21.8 | 0.1514 |
| 48 | 30 | 10 | 637000 | 3555 | DFT-s-OFDM 16 QAM | 12@6 | 23.04 | 20.94 | 0.1242 |
| 48 | 30 | 10 | 637000 | 3555 | DFT-s-OFDM 16 QAM | 1@1 | 23.17 | 21.07 | 0.1279 |
| 48 | 30 | 10 | 637000 | 3555 | DFT-s-OFDM 16 QAM | 1@22 | 23.13 | 21.03 | 0.1268 |
| 48 | 30 | 10 | 637000 | 3555 | DFT-s-OFDM 64 QAM | 12@6 | 21.58 | 19.48 | 0.0887 |
| 48 | 30 | 10 | 637000 | 3555 | DFT-s-OFDM 64 QAM | 1@1 | 21.59 | 19.49 | 0.0889 |
| 48 | 30 | 10 | 637000 | 3555 | DFT-s-OFDM 64 QAM | 1@22 | 21.58 | 19.48 | 0.0887 |
| 48 | 30 | 10 | 637000 | 3555 | DFT-s-OFDM 256 QAM | 12@6 | 19.45 | 17.35 | 0.0543 |
| 48 | 30 | 10 | 637000 | 3555 | DFT-s-OFDM 256 QAM | 1@1 | 19.39 | 17.29 | 0.0536 |
| 48 | 30 | 10 | 637000 | 3555 | DFT-s-OFDM 256 QAM | 1@22 | 19.36 | 17.26 | 0.0532 |
| 48 | 30 | 10 | 637000 | 3555 | CP-OFDM QPSK | 12@6 | 22.54 | 20.44 | 0.1107 |
| 48 | 30 | 10 | 637000 | 3555 | CP-OFDM QPSK | 1@1 | 22.54 | 20.44 | 0.1107 |
| 48 | 30 | 10 | 637000 | 3555 | CP-OFDM QPSK | 1@22 | 22.54 | 20.44 | 0.1107 |
| 48 | 30 | 10 | 641666 | 3624.99 | DFT-s-OFDM PI/2 BPSK | 12@6 | 24.25 | 22.15 | 0.1641 |
| 48 | 30 | 10 | 641666 | 3624.99 | DFT-s-OFDM PI/2 BPSK | 1@1 | 24.18 | 22.08 | 0.1614 |
| 48 | 30 | 10 | 641666 | 3624.99 | DFT-s-OFDM PI/2 BPSK | 1@22 | 24.29 | 22.19 | 0.1656 |
| 48 | 30 | 10 | 641666 | 3624.99 | DFT-s-OFDM QPSK | 12@6 | 24.2 | 22.1 | 0.1622 |
| 48 | 30 | 10 | 641666 | 3624.99 | DFT-s-OFDM QPSK | 1@1 | 24.25 | 22.15 | 0.1641 |
| 48 | 30 | 10 | 641666 | 3624.99 | DFT-s-OFDM QPSK | 1@22 | 24.21 | 22.11 | 0.1626 |
| 48 | 30 | 10 | 641666 | 3624.99 | DFT-s-OFDM 16 QAM | 12@6 | 23.24 | 21.14 | 0.1300 |
| 48 | 30 | 10 | 641666 | 3624.99 | DFT-s-OFDM 16 QAM | 1@1 | 23.34 | 21.24 | 0.1330 |
| 48 | 30 | 10 | 641666 | 3624.99 | DFT-s-OFDM 16 QAM | 1@22 | 23.41 | 21.31 | 0.1352 |
| 48 | 30 | 10 | 641666 | 3624.99 | DFT-s-OFDM | 12@6 | 21.73 | 19.63 | 0.0918 |

| | | | | | | | | | |
|----|----|----|--------|---------|-------------------------|-------|-------|-------|--------|
| | | | | | 64 QAM | | | | |
| 48 | 30 | 10 | 641666 | 3624.99 | DFT-s-OFDM 64 QAM | 1@1 | 21.67 | 19.57 | 0.0906 |
| 48 | 30 | 10 | 641666 | 3624.99 | DFT-s-OFDM 64 QAM | 1@22 | 21.87 | 19.77 | 0.0948 |
| 48 | 30 | 10 | 641666 | 3624.99 | DFT-s-OFDM 256 QAM | 12@6 | 19.62 | 17.52 | 0.0565 |
| 48 | 30 | 10 | 641666 | 3624.99 | DFT-s-OFDM 256 QAM | 1@1 | 19.56 | 17.46 | 0.0557 |
| 48 | 30 | 10 | 641666 | 3624.99 | DFT-s-OFDM 256 QAM | 1@22 | 19.6 | 17.5 | 0.0562 |
| 48 | 30 | 10 | 641666 | 3624.99 | CP-OFDM QPSK | 12@6 | 22.85 | 20.75 | 0.1189 |
| 48 | 30 | 10 | 641666 | 3624.99 | CP-OFDM QPSK | 1@1 | 22.76 | 20.66 | 0.1164 |
| 48 | 30 | 10 | 641666 | 3624.99 | CP-OFDM QPSK | 1@22 | 22.75 | 20.65 | 0.1161 |
| 48 | 30 | 10 | 646332 | 3694.98 | DFT-s-OFDM PI/2 BPSK | 12@6 | 24.4 | 22.3 | 0.1698 |
| 48 | 30 | 10 | 646332 | 3694.98 | DFT-s-OFDM PI/2 BPSK | 1@1 | 24.4 | 22.3 | 0.1698 |
| 48 | 30 | 10 | 646332 | 3694.98 | DFT-s-OFDM PI/2 BPSK | 1@22 | 24.32 | 22.22 | 0.1667 |
| 48 | 30 | 10 | 646332 | 3694.98 | DFT-s-OFDM QPSK | 12@6 | 24.39 | 22.29 | 0.1694 |
| 48 | 30 | 10 | 646332 | 3694.98 | DFT-s-OFDM QPSK | 1@1 | 24.44 | 22.34 | 0.1714 |
| 48 | 30 | 10 | 646332 | 3694.98 | DFT-s-OFDM QPSK | 1@22 | 24.26 | 22.16 | 0.1644 |
| 48 | 30 | 10 | 646332 | 3694.98 | DFT-s-OFDM 16 QAM | 12@6 | 23.37 | 21.27 | 0.1340 |
| 48 | 30 | 10 | 646332 | 3694.98 | DFT-s-OFDM 16 QAM | 1@1 | 23.51 | 21.41 | 0.1384 |
| 48 | 30 | 10 | 646332 | 3694.98 | DFT-s-OFDM 16 QAM | 1@22 | 23.48 | 21.38 | 0.1374 |
| 48 | 30 | 10 | 646332 | 3694.98 | DFT-s-OFDM 64 QAM | 12@6 | 21.91 | 19.81 | 0.0957 |
| 48 | 30 | 10 | 646332 | 3694.98 | DFT-s-OFDM 64 QAM | 1@1 | 21.91 | 19.81 | 0.0957 |
| 48 | 30 | 10 | 646332 | 3694.98 | DFT-s-OFDM 64 QAM | 1@22 | 21.91 | 19.81 | 0.0957 |
| 48 | 30 | 10 | 646332 | 3694.98 | DFT-s-OFDM 256 QAM | 12@6 | 19.8 | 17.7 | 0.0589 |
| 48 | 30 | 10 | 646332 | 3694.98 | DFT-s-OFDM 256 QAM | 1@1 | 19.75 | 17.65 | 0.0582 |
| 48 | 30 | 10 | 646332 | 3694.98 | DFT-s-OFDM 256 QAM | 1@22 | 19.72 | 17.62 | 0.0578 |
| 48 | 30 | 10 | 646332 | 3694.98 | CP-OFDM QPSK | 12@6 | 22.88 | 20.78 | 0.1197 |
| 48 | 30 | 10 | 646332 | 3694.98 | CP-OFDM QPSK | 1@1 | 22.93 | 20.83 | 0.1211 |
| 48 | 30 | 10 | 646332 | 3694.98 | CP-OFDM QPSK | 1@22 | 22.85 | 20.75 | 0.1189 |
| 48 | 30 | 20 | 637334 | 3560.01 | DFT-s-OFDM PI/2 BPSK | 25@12 | 24.3 | 22.2 | 0.1660 |
| 48 | 30 | 20 | 637334 | 3560.01 | DFT-s-OFDM PI/2 BPSK | 1@1 | 24.22 | 22.12 | 0.1629 |
| 48 | 30 | 20 | 637334 | 3560.01 | DFT-s-OFDM PI/2 BPSK | 1@49 | 24.22 | 22.12 | 0.1629 |
| 48 | 30 | 20 | 637334 | 3560.01 | DFT-s-OFDM QPSK | 25@12 | 24.3 | 22.2 | 0.1660 |
| 48 | 30 | 20 | 637334 | 3560.01 | DFT-s-OFDM QPSK | 1@1 | 24.13 | 22.03 | 0.1596 |
| 48 | 30 | 20 | 637334 | 3560.01 | DFT-s-OFDM QPSK | 1@49 | 24.16 | 22.06 | 0.1607 |
| 48 | 30 | 20 | 637334 | 3560.01 | DFT-s-OFDM 16 QAM | 25@12 | 23.22 | 21.12 | 0.1294 |

| | | | | | | | | | |
|----|----|----|--------|---------|-------------------------|-------|-------|-------|--------|
| 48 | 30 | 20 | 637334 | 3560.01 | DFT-s-OFDM 16 QAM | 1@1 | 23.28 | 21.18 | 0.1312 |
| 48 | 30 | 20 | 637334 | 3560.01 | DFT-s-OFDM 16 QAM | 1@49 | 23.28 | 21.18 | 0.1312 |
| 48 | 30 | 20 | 637334 | 3560.01 | DFT-s-OFDM 64 QAM | 25@12 | 21.85 | 19.75 | 0.0944 |
| 48 | 30 | 20 | 637334 | 3560.01 | DFT-s-OFDM 64 QAM | 1@1 | 21.81 | 19.71 | 0.0935 |
| 48 | 30 | 20 | 637334 | 3560.01 | DFT-s-OFDM 64 QAM | 1@49 | 21.82 | 19.72 | 0.0938 |
| 48 | 30 | 20 | 637334 | 3560.01 | DFT-s-OFDM 256 QAM | 25@12 | 19.75 | 17.65 | 0.0582 |
| 48 | 30 | 20 | 637334 | 3560.01 | DFT-s-OFDM 256 QAM | 1@1 | 19.54 | 17.44 | 0.0555 |
| 48 | 30 | 20 | 637334 | 3560.01 | DFT-s-OFDM 256 QAM | 1@49 | 19.57 | 17.47 | 0.0558 |
| 48 | 30 | 20 | 637334 | 3560.01 | CP-OFDM QPSK | 25@12 | 22.76 | 20.66 | 0.1164 |
| 48 | 30 | 20 | 637334 | 3560.01 | CP-OFDM QPSK | 1@1 | 22.68 | 20.58 | 0.1143 |
| 48 | 30 | 20 | 637334 | 3560.01 | CP-OFDM QPSK | 1@49 | 22.7 | 20.6 | 0.1148 |
| 48 | 30 | 20 | 641666 | 3624.99 | DFT-s-OFDM PI/2 BPSK | 25@12 | 24.41 | 22.31 | 0.1702 |
| 48 | 30 | 20 | 641666 | 3624.99 | DFT-s-OFDM PI/2 BPSK | 1@1 | 24.41 | 22.31 | 0.1702 |
| 48 | 30 | 20 | 641666 | 3624.99 | DFT-s-OFDM PI/2 BPSK | 1@49 | 24.3 | 22.2 | 0.1660 |
| 48 | 30 | 20 | 641666 | 3624.99 | DFT-s-OFDM QPSK | 25@12 | 24.38 | 22.28 | 0.1690 |
| 48 | 30 | 20 | 641666 | 3624.99 | DFT-s-OFDM QPSK | 1@1 | 24.34 | 22.24 | 0.1675 |
| 48 | 30 | 20 | 641666 | 3624.99 | DFT-s-OFDM QPSK | 1@49 | 24.22 | 22.12 | 0.1629 |
| 48 | 30 | 20 | 641666 | 3624.99 | DFT-s-OFDM 16 QAM | 25@12 | 23.39 | 21.29 | 0.1346 |
| 48 | 30 | 20 | 641666 | 3624.99 | DFT-s-OFDM 16 QAM | 1@1 | 23.53 | 21.43 | 0.1390 |
| 48 | 30 | 20 | 641666 | 3624.99 | DFT-s-OFDM 16 QAM | 1@49 | 23.39 | 21.29 | 0.1346 |
| 48 | 30 | 20 | 641666 | 3624.99 | DFT-s-OFDM 64 QAM | 25@12 | 21.94 | 19.84 | 0.0964 |
| 48 | 30 | 20 | 641666 | 3624.99 | DFT-s-OFDM 64 QAM | 1@1 | 21.98 | 19.88 | 0.0973 |
| 48 | 30 | 20 | 641666 | 3624.99 | DFT-s-OFDM 64 QAM | 1@49 | 21.9 | 19.8 | 0.0955 |
| 48 | 30 | 20 | 641666 | 3624.99 | DFT-s-OFDM 256 QAM | 25@12 | 19.79 | 17.69 | 0.0587 |
| 48 | 30 | 20 | 641666 | 3624.99 | DFT-s-OFDM 256 QAM | 1@1 | 19.73 | 17.63 | 0.0579 |
| 48 | 30 | 20 | 641666 | 3624.99 | DFT-s-OFDM 256 QAM | 1@49 | 19.61 | 17.51 | 0.0564 |
| 48 | 30 | 20 | 641666 | 3624.99 | CP-OFDM QPSK | 25@12 | 22.97 | 20.87 | 0.1222 |
| 48 | 30 | 20 | 641666 | 3624.99 | CP-OFDM QPSK | 1@1 | 23.03 | 20.93 | 0.1239 |
| 48 | 30 | 20 | 641666 | 3624.99 | CP-OFDM QPSK | 1@49 | 22.76 | 20.66 | 0.1164 |
| 48 | 30 | 20 | 646000 | 3690 | DFT-s-OFDM PI/2 BPSK | 25@12 | 24.5 | 22.4 | 0.1738 |
| 48 | 30 | 20 | 646000 | 3690 | DFT-s-OFDM PI/2 BPSK | 1@1 | 24.58 | 22.48 | 0.1770 |
| 48 | 30 | 20 | 646000 | 3690 | DFT-s-OFDM PI/2 BPSK | 1@49 | 24.38 | 22.28 | 0.1690 |
| 48 | 30 | 20 | 646000 | 3690 | DFT-s-OFDM QPSK | 25@12 | 24.5 | 22.4 | 0.1738 |
| 48 | 30 | 20 | 646000 | 3690 | DFT-s-OFDM QPSK | 1@1 | 24.48 | 22.38 | 0.1730 |

| | | | | | | | | | |
|----|----|----|--------|---------|-------------------------|-------|-------|-------|--------|
| 48 | 30 | 20 | 646000 | 3690 | DFT-s-OFDM QPSK | 1@49 | 24.4 | 22.3 | 0.1698 |
| 48 | 30 | 20 | 646000 | 3690 | DFT-s-OFDM 16 QAM | 25@12 | 23.52 | 21.42 | 0.1387 |
| 48 | 30 | 20 | 646000 | 3690 | DFT-s-OFDM 16 QAM | 1@1 | 23.61 | 21.51 | 0.1416 |
| 48 | 30 | 20 | 646000 | 3690 | DFT-s-OFDM 16 QAM | 1@49 | 23.52 | 21.42 | 0.1387 |
| 48 | 30 | 20 | 646000 | 3690 | DFT-s-OFDM 64 QAM | 25@12 | 22.08 | 19.98 | 0.0995 |
| 48 | 30 | 20 | 646000 | 3690 | DFT-s-OFDM 64 QAM | 1@1 | 22.11 | 20.01 | 0.1002 |
| 48 | 30 | 20 | 646000 | 3690 | DFT-s-OFDM 64 QAM | 1@49 | 22.06 | 19.96 | 0.0991 |
| 48 | 30 | 20 | 646000 | 3690 | DFT-s-OFDM 256 QAM | 25@12 | 19.95 | 17.85 | 0.0610 |
| 48 | 30 | 20 | 646000 | 3690 | DFT-s-OFDM 256 QAM | 1@1 | 19.91 | 17.81 | 0.0604 |
| 48 | 30 | 20 | 646000 | 3690 | DFT-s-OFDM 256 QAM | 1@49 | 19.85 | 17.75 | 0.0596 |
| 48 | 30 | 20 | 646000 | 3690 | CP-OFDM QPSK | 25@12 | 23.05 | 20.95 | 0.1245 |
| 48 | 30 | 20 | 646000 | 3690 | CP-OFDM QPSK | 1@1 | 23.04 | 20.94 | 0.1242 |
| 48 | 30 | 20 | 646000 | 3690 | CP-OFDM QPSK | 1@49 | 23.1 | 21 | 0.1259 |
| 48 | 30 | 40 | 638000 | 3570 | DFT-s-OFDM PI/2 BPSK | 50@25 | 24.37 | 22.27 | 0.1687 |
| 48 | 30 | 40 | 638000 | 3570 | DFT-s-OFDM PI/2 BPSK | 1@1 | 24.31 | 22.21 | 0.1663 |
| 48 | 30 | 40 | 638000 | 3570 | DFT-s-OFDM PI/2 BPSK | 1@104 | 24.36 | 22.26 | 0.1683 |
| 48 | 30 | 40 | 638000 | 3570 | DFT-s-OFDM QPSK | 50@25 | 24.32 | 22.22 | 0.1667 |
| 48 | 30 | 40 | 638000 | 3570 | DFT-s-OFDM QPSK | 1@1 | 24.26 | 22.16 | 0.1644 |
| 48 | 30 | 40 | 638000 | 3570 | DFT-s-OFDM QPSK | 1@104 | 24.28 | 22.18 | 0.1652 |
| 48 | 30 | 40 | 638000 | 3570 | DFT-s-OFDM 16 QAM | 50@25 | 23.34 | 21.24 | 0.1330 |
| 48 | 30 | 40 | 638000 | 3570 | DFT-s-OFDM 16 QAM | 1@1 | 23.47 | 21.37 | 0.1371 |
| 48 | 30 | 40 | 638000 | 3570 | DFT-s-OFDM 16 QAM | 1@104 | 23.5 | 21.4 | 0.1380 |
| 48 | 30 | 40 | 638000 | 3570 | DFT-s-OFDM 64 QAM | 50@25 | 21.87 | 19.77 | 0.0948 |
| 48 | 30 | 40 | 638000 | 3570 | DFT-s-OFDM 64 QAM | 1@1 | 21.85 | 19.75 | 0.0944 |
| 48 | 30 | 40 | 638000 | 3570 | DFT-s-OFDM 64 QAM | 1@104 | 21.95 | 19.85 | 0.0966 |
| 48 | 30 | 40 | 638000 | 3570 | DFT-s-OFDM 256 QAM | 50@25 | 19.76 | 17.66 | 0.0583 |
| 48 | 30 | 40 | 638000 | 3570 | DFT-s-OFDM 256 QAM | 1@1 | 19.68 | 17.58 | 0.0573 |
| 48 | 30 | 40 | 638000 | 3570 | DFT-s-OFDM 256 QAM | 1@104 | 19.72 | 17.62 | 0.0578 |
| 48 | 30 | 40 | 638000 | 3570 | CP-OFDM QPSK | 53@26 | 22.86 | 20.76 | 0.1191 |
| 48 | 30 | 40 | 638000 | 3570 | CP-OFDM QPSK | 1@1 | 22.8 | 20.7 | 0.1175 |
| 48 | 30 | 40 | 638000 | 3570 | CP-OFDM QPSK | 1@104 | 22.78 | 20.68 | 0.1169 |
| 48 | 30 | 40 | 641666 | 3624.99 | DFT-s-OFDM PI/2 BPSK | 50@25 | 24.57 | 22.47 | 0.1766 |
| 48 | 30 | 40 | 641666 | 3624.99 | DFT-s-OFDM PI/2 BPSK | 1@1 | 24.56 | 22.46 | 0.1762 |
| 48 | 30 | 40 | 641666 | 3624.99 | DFT-s-OFDM PI/2 BPSK | 1@104 | 24.48 | 22.38 | 0.1730 |

| | | | | | | | | | |
|----|----|----|--------|---------|-------------------------|-------|-------|-------|--------|
| 48 | 30 | 40 | 641666 | 3624.99 | DFT-s-OFDM QPSK | 50@25 | 24.38 | 22.28 | 0.1690 |
| 48 | 30 | 40 | 641666 | 3624.99 | DFT-s-OFDM QPSK | 1@1 | 24.51 | 22.41 | 0.1742 |
| 48 | 30 | 40 | 641666 | 3624.99 | DFT-s-OFDM QPSK | 1@104 | 24.43 | 22.33 | 0.1710 |
| 48 | 30 | 40 | 641666 | 3624.99 | DFT-s-OFDM 16 QAM | 50@25 | 23.43 | 21.33 | 0.1358 |
| 48 | 30 | 40 | 641666 | 3624.99 | DFT-s-OFDM 16 QAM | 1@1 | 23.6 | 21.5 | 0.1413 |
| 48 | 30 | 40 | 641666 | 3624.99 | DFT-s-OFDM 16 QAM | 1@104 | 23.66 | 21.56 | 0.1432 |
| 48 | 30 | 40 | 641666 | 3624.99 | DFT-s-OFDM 64 QAM | 50@25 | 21.91 | 19.81 | 0.0957 |
| 48 | 30 | 40 | 641666 | 3624.99 | DFT-s-OFDM 64 QAM | 1@1 | 22.04 | 19.94 | 0.0986 |
| 48 | 30 | 40 | 641666 | 3624.99 | DFT-s-OFDM 64 QAM | 1@104 | 22.11 | 20.01 | 0.1002 |
| 48 | 30 | 40 | 641666 | 3624.99 | DFT-s-OFDM 256 QAM | 50@25 | 19.86 | 17.76 | 0.0597 |
| 48 | 30 | 40 | 641666 | 3624.99 | DFT-s-OFDM 256 QAM | 1@1 | 19.91 | 17.81 | 0.0604 |
| 48 | 30 | 40 | 641666 | 3624.99 | DFT-s-OFDM 256 QAM | 1@104 | 19.85 | 17.75 | 0.0596 |
| 48 | 30 | 40 | 641666 | 3624.99 | CP-OFDM QPSK | 53@26 | 23 | 20.9 | 0.1230 |
| 48 | 30 | 40 | 641666 | 3624.99 | CP-OFDM QPSK | 1@1 | 23.01 | 20.91 | 0.1233 |
| 48 | 30 | 40 | 641666 | 3624.99 | CP-OFDM QPSK | 1@104 | 22.95 | 20.85 | 0.1216 |
| 48 | 30 | 40 | 645332 | 3679.98 | DFT-s-OFDM PI/2 BPSK | 50@25 | 24.61 | 22.51 | 0.1782 |
| 48 | 30 | 40 | 645332 | 3679.98 | DFT-s-OFDM PI/2 BPSK | 1@1 | 24.66 | 22.56 | 0.1803 |
| 48 | 30 | 40 | 645332 | 3679.98 | DFT-s-OFDM PI/2 BPSK | 1@104 | 24.58 | 22.48 | 0.1770 |
| 48 | 30 | 40 | 645332 | 3679.98 | DFT-s-OFDM QPSK | 50@25 | 24.58 | 22.48 | 0.1770 |
| 48 | 30 | 40 | 645332 | 3679.98 | DFT-s-OFDM QPSK | 1@1 | 24.55 | 22.45 | 0.1758 |
| 48 | 30 | 40 | 645332 | 3679.98 | DFT-s-OFDM QPSK | 1@104 | 24.51 | 22.41 | 0.1742 |
| 48 | 30 | 40 | 645332 | 3679.98 | DFT-s-OFDM 16 QAM | 50@25 | 23.56 | 21.46 | 0.1400 |
| 48 | 30 | 40 | 645332 | 3679.98 | DFT-s-OFDM 16 QAM | 1@1 | 23.73 | 21.63 | 0.1455 |
| 48 | 30 | 40 | 645332 | 3679.98 | DFT-s-OFDM 16 QAM | 1@104 | 23.69 | 21.59 | 0.1442 |
| 48 | 30 | 40 | 645332 | 3679.98 | DFT-s-OFDM 64 QAM | 50@25 | 22.09 | 19.99 | 0.0998 |
| 48 | 30 | 40 | 645332 | 3679.98 | DFT-s-OFDM 64 QAM | 1@1 | 22.21 | 20.11 | 0.1026 |
| 48 | 30 | 40 | 645332 | 3679.98 | DFT-s-OFDM 64 QAM | 1@104 | 22.17 | 20.07 | 0.1016 |
| 48 | 30 | 40 | 645332 | 3679.98 | DFT-s-OFDM 256 QAM | 50@25 | 20.04 | 17.94 | 0.0622 |
| 48 | 30 | 40 | 645332 | 3679.98 | DFT-s-OFDM 256 QAM | 1@1 | 20.07 | 17.97 | 0.0627 |
| 48 | 30 | 40 | 645332 | 3679.98 | DFT-s-OFDM 256 QAM | 1@104 | 19.98 | 17.88 | 0.0614 |
| 48 | 30 | 40 | 645332 | 3679.98 | CP-OFDM QPSK | 53@26 | 23.1 | 21 | 0.1259 |
| 48 | 30 | 40 | 645332 | 3679.98 | CP-OFDM QPSK | 1@1 | 23.06 | 20.96 | 0.1247 |
| 48 | 30 | 40 | 645332 | 3679.98 | CP-OFDM QPSK | 1@104 | 23.05 | 20.95 | 0.1245 |

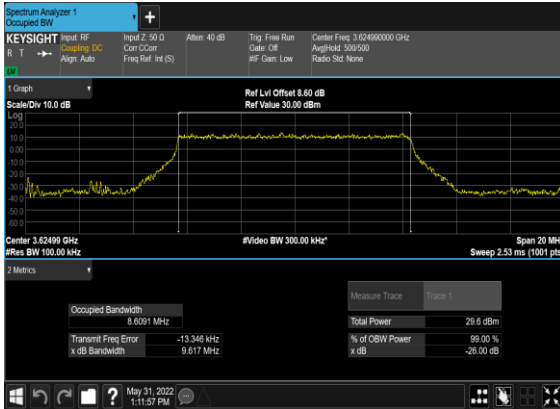
Frequency Stability

| NR Band | SCS (kHz) | Bandwidth (MHz) | Arfcn | Freq (MHz) | Modulation | RB | Deviation (ppm) | Verdict | Environment |
|---------|-----------|-----------------|--------|------------|-----------------|------|-----------------|---------|-------------|
| 48 | 30 | 20 | 641666 | 3624.99 | DFT-s-OFDM QPSK | 50@0 | 0.00442 | PASS | NV |
| 48 | 30 | 20 | 641666 | 3624.99 | DFT-s-OFDM QPSK | 50@0 | 0.00521 | PASS | LV |
| 48 | 30 | 20 | 641666 | 3624.99 | DFT-s-OFDM QPSK | 50@0 | 0.00448 | PASS | HV |
| 48 | 30 | 20 | 641666 | 3624.99 | DFT-s-OFDM QPSK | 50@0 | 0.00395 | PASS | -30°C |
| 48 | 30 | 20 | 641666 | 3624.99 | DFT-s-OFDM QPSK | 50@0 | 0.00529 | PASS | -20°C |
| 48 | 30 | 20 | 641666 | 3624.99 | DFT-s-OFDM QPSK | 50@0 | 0.00169 | PASS | -10°C |
| 48 | 30 | 20 | 641666 | 3624.99 | DFT-s-OFDM QPSK | 50@0 | 0.00504 | PASS | 0°C |
| 48 | 30 | 20 | 641666 | 3624.99 | DFT-s-OFDM QPSK | 50@0 | 0.00468 | PASS | 10°C |
| 48 | 30 | 20 | 641666 | 3624.99 | DFT-s-OFDM QPSK | 50@0 | 0.00225 | PASS | 20°C |
| 48 | 30 | 20 | 641666 | 3624.99 | DFT-s-OFDM QPSK | 50@0 | 0.00613 | PASS | 30°C |
| 48 | 30 | 20 | 641666 | 3624.99 | DFT-s-OFDM QPSK | 50@0 | 0.00494 | PASS | 40°C |
| 48 | 30 | 20 | 641666 | 3624.99 | DFT-s-OFDM QPSK | 50@0 | 0.00624 | PASS | 50°C |

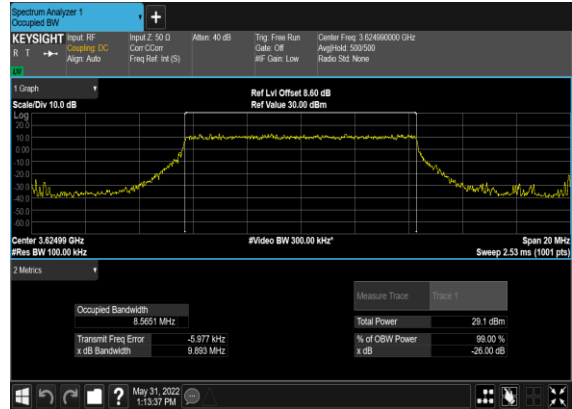
Occupied Bandwidth

| NR Band | SCS (kHz) | Bandwidth (MHz) | Arfcn | Freq (MHz) | Modulation | RB | OBW (MHz) | 26dB OBW (MHz) |
|---------|-----------|-----------------|--------|------------|-------------------------|-------|-----------|----------------|
| 48 | 30 | 10 | 641666 | 3624.99 | DFT-s-OFDM PI/2 BPSK | 24@0 | 8.6091 | 9.617 |
| 48 | 30 | 10 | 641666 | 3624.99 | DFT-s-OFDM QPSK | 24@0 | 8.5651 | 9.893 |
| 48 | 30 | 10 | 641666 | 3624.99 | CP-OFDM QPSK | 24@0 | 8.5639 | 9.824 |
| 48 | 30 | 10 | 641666 | 3624.99 | CP-OFDM 16 QAM | 24@0 | 8.5829 | 9.704 |
| 48 | 30 | 10 | 641666 | 3624.99 | CP-OFDM 64 QAM | 24@0 | 8.5959 | 9.689 |
| 48 | 30 | 10 | 641666 | 3624.99 | CP-OFDM 256 QAM | 24@0 | 8.5672 | 9.673 |
| 48 | 30 | 20 | 641666 | 3624.99 | DFT-s-OFDM PI/2 BPSK | 50@0 | 17.789 | 18.95 |
| 48 | 30 | 20 | 641666 | 3624.99 | DFT-s-OFDM QPSK | 50@0 | 17.894 | 19.03 |
| 48 | 30 | 20 | 641666 | 3624.99 | CP-OFDM QPSK | 51@0 | 18.215 | 19.74 |
| 48 | 30 | 20 | 641666 | 3624.99 | CP-OFDM 16 QAM | 51@0 | 18.245 | 19.76 |
| 48 | 30 | 20 | 641666 | 3624.99 | CP-OFDM 64 QAM | 51@0 | 18.243 | 19.42 |
| 48 | 30 | 20 | 641666 | 3624.99 | CP-OFDM 256 QAM | 51@0 | 18.21 | 19.83 |
| 48 | 30 | 40 | 641666 | 3624.99 | DFT-s-OFDM PI/2 BPSK | 100@0 | 35.767 | 37.55 |
| 48 | 30 | 40 | 641666 | 3624.99 | DFT-s-OFDM QPSK | 100@0 | 35.756 | 37.53 |
| 48 | 30 | 40 | 641666 | 3624.99 | CP-OFDM QPSK | 106@0 | 37.77 | 39.69 |
| 48 | 30 | 40 | 641666 | 3624.99 | CP-OFDM 16 QAM | 106@0 | 37.832 | 39.69 |
| 48 | 30 | 40 | 641666 | 3624.99 | CP-OFDM 64 QAM | 106@0 | 37.794 | 39.61 |
| 48 | 30 | 40 | 641666 | 3624.99 | CP-OFDM 256 QAM | 106@0 | 37.864 | 39.67 |

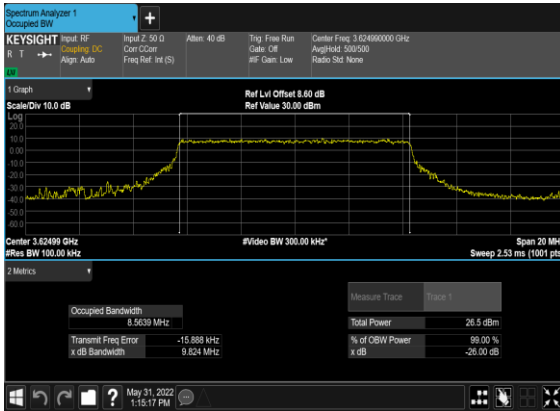
N48(10M)_DFT-s-OFDM_PI_2-BPSK_Outer_Full_Mid_CH



N48(10M)_DFT-s-OFDM_QPSK_Outer_Full_Mid_CH



N48(10M)_CP-OFDM_QPSK_Outer_Full_Mid_CH



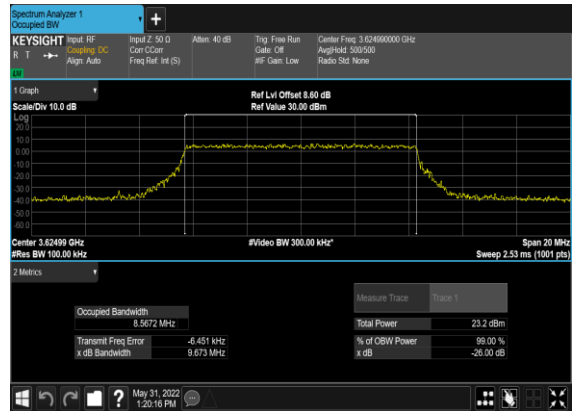
N48(10M)_CP-OFDM_16QAM_Outer_Full_Mid_CH



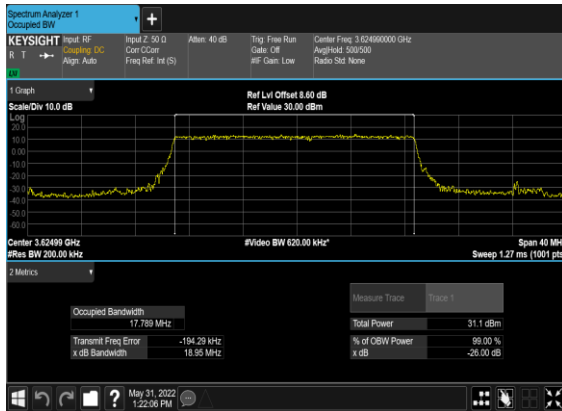
N48(10M)_CP-OFDM_64QAM_Outer_Full_Mid_CH



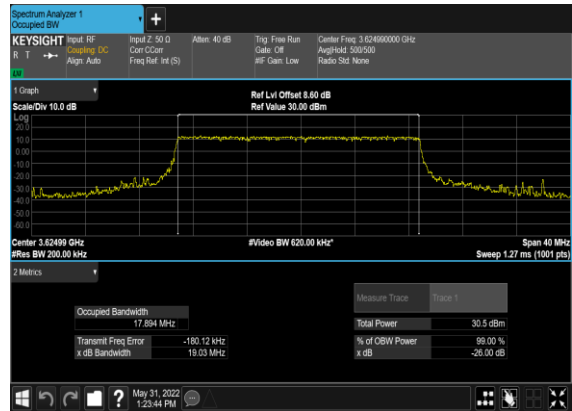
N48(10M)_CP-OFDM_256QAM_Outer_Full_Mid_CH



N48(20M)_DFT-s-OFDM_PI_2-BPSK_Outer_Full_Mid_CH



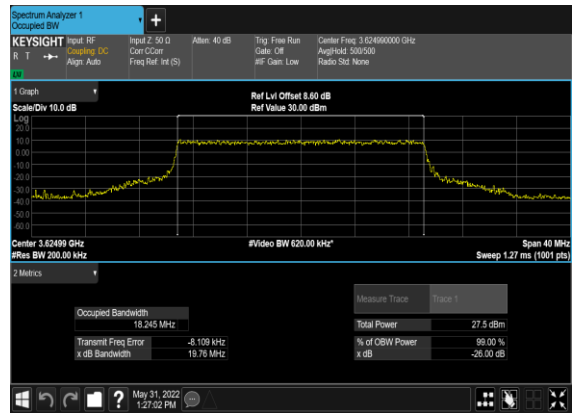
N48(20M)_DFT-s-OFDM_QPSK_Outer_Full_Mid_CH



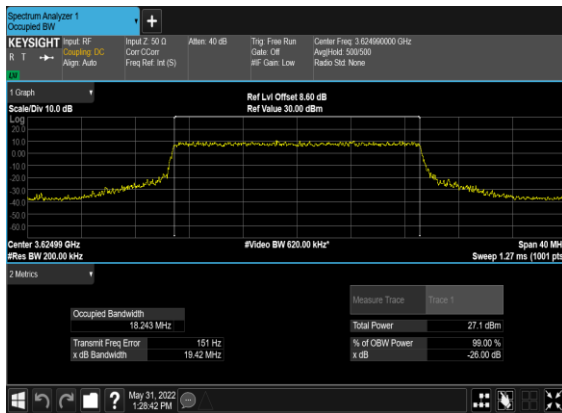
N48(20M)_CP-OFDM_QPSK_Outer_Full_Mid_CH



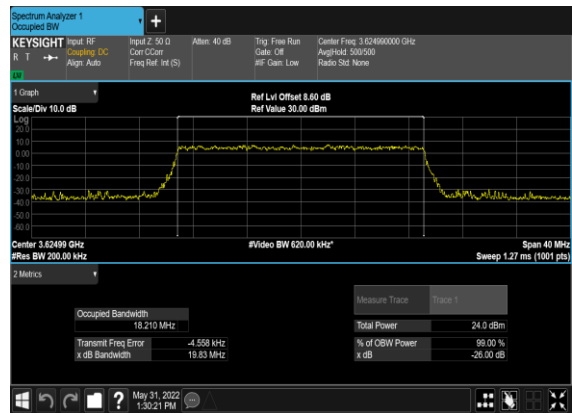
N48(20M)_CP-OFDM_16QAM_Outer_Full_Mid_CH



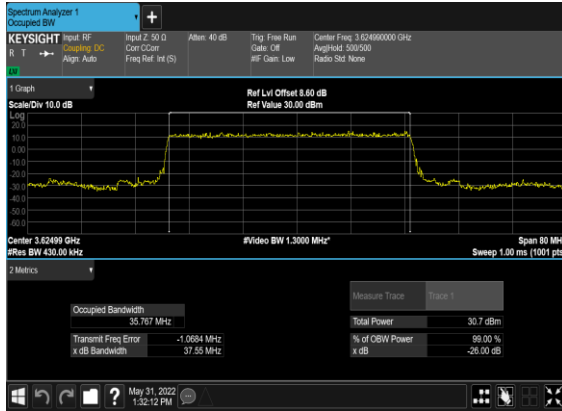
N48(20M)_CP-OFDM_64QAM_Outer_Full_Mid_CH



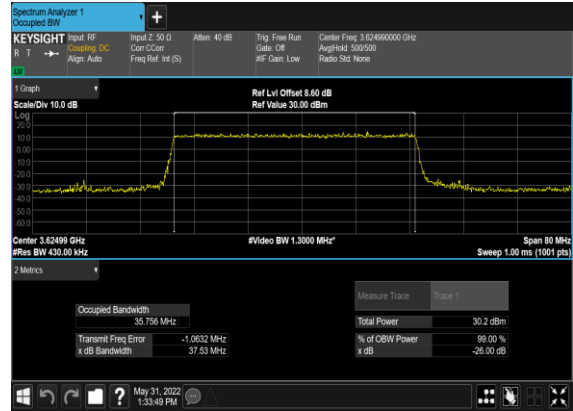
N48(20M)_CP-OFDM_256QAM_Outer_Full_Mid_CH



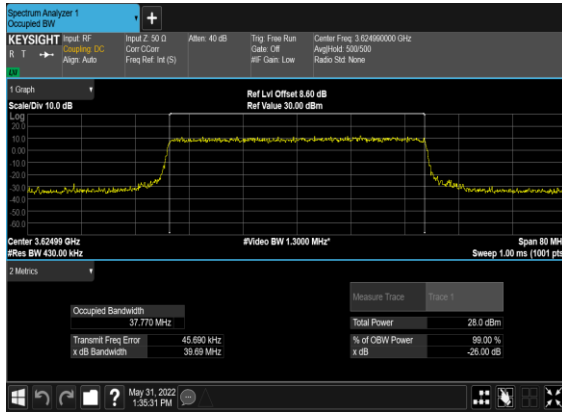
N48(40M)_DFT-s-OFDM_PI_2-BPSK_Outer_Full_Mid_CH



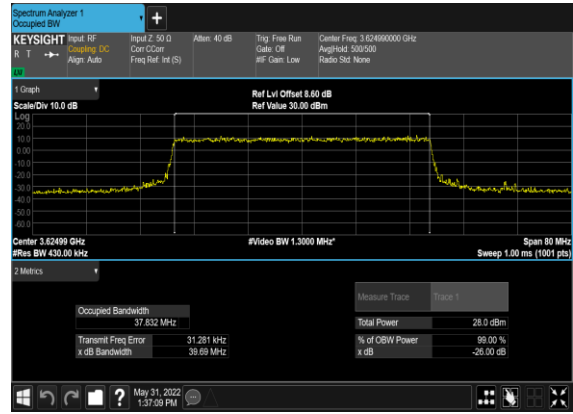
N48(40M)_DFT-s-OFDM_QPSK_Outer_Full_Mid_CH



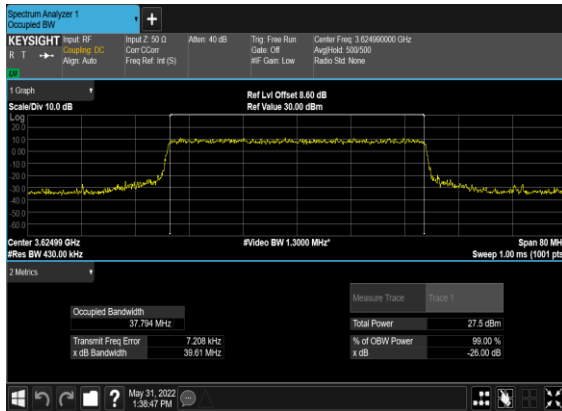
N48(40M)_CP-OFDM_QPSK_Outer_Full_Mid_CH



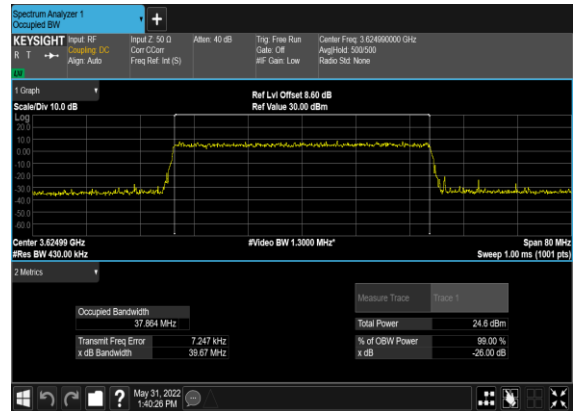
N48(40M)_CP-OFDM_16QAM_Outer_Full_Mid_CH



N48(40M)_CP-OFDM_64QAM_Outer_Full_Mid_CH



N48(40M)_CP-OFDM_256QAM_Outer_Full_Mid_CH



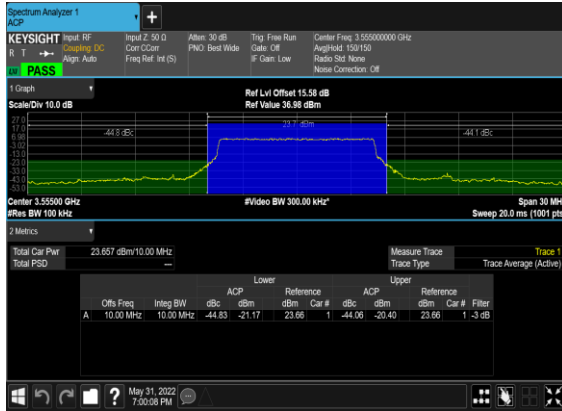
Adjacent Channel Leakage Ratio

| NR Band | SCS (kHz) | Bandwidth (MHz) | Arfcn | Freq (MHz) | Modulation | RB | Lower Margin | Upper Margin | Result | Verdict |
|---------|-----------|-----------------|--------|------------|-------------------------|------|--------------|--------------|-----------|---------|
| 48 | 30 | 10 | 637000 | 3555.0 | DFT-s-OFDM PI/2 BPSK | 24@0 | -14.83 | -14.06 | see graph | PASS |
| 48 | 30 | 10 | 637000 | 3555.0 | DFT-s-OFDM PI/2 BPSK | 1@0 | -11.46 | -28.03 | see graph | PASS |
| 48 | 30 | 10 | 637000 | 3555.0 | DFT-s-OFDM PI/2 BPSK | 1@23 | -28.18 | -11.96 | see graph | PASS |
| 48 | 30 | 10 | 637000 | 3555.0 | DFT-s-OFDM QPSK | 24@0 | -14.11 | -14.47 | see graph | PASS |
| 48 | 30 | 10 | 637000 | 3555.0 | DFT-s-OFDM QPSK | 1@0 | -10.99 | -27.57 | see graph | PASS |
| 48 | 30 | 10 | 637000 | 3555.0 | DFT-s-OFDM QPSK | 1@23 | -27.9 | -12.22 | see graph | PASS |
| 48 | 30 | 10 | 641666 | 3624.99 | DFT-s-OFDM PI/2 BPSK | 24@0 | -15.18 | -13.49 | see graph | PASS |
| 48 | 30 | 10 | 641666 | 3624.99 | DFT-s-OFDM PI/2 BPSK | 1@0 | -10.01 | -24.02 | see graph | PASS |
| 48 | 30 | 10 | 641666 | 3624.99 | DFT-s-OFDM PI/2 BPSK | 1@23 | -20.31 | -12.02 | see graph | PASS |
| 48 | 30 | 10 | 641666 | 3624.99 | DFT-s-OFDM QPSK | 24@0 | -16.37 | -12.54 | see graph | PASS |
| 48 | 30 | 10 | 641666 | 3624.99 | DFT-s-OFDM QPSK | 1@0 | -9.94 | -25.86 | see graph | PASS |
| 48 | 30 | 10 | 641666 | 3624.99 | DFT-s-OFDM QPSK | 1@23 | -24.8 | -12.82 | see graph | PASS |
| 48 | 30 | 10 | 646332 | 3694.98 | DFT-s-OFDM PI/2 BPSK | 24@0 | -14.49 | -13.85 | see graph | PASS |
| 48 | 30 | 10 | 646332 | 3694.98 | DFT-s-OFDM PI/2 BPSK | 1@0 | -11.44 | -24.18 | see graph | PASS |
| 48 | 30 | 10 | 646332 | 3694.98 | DFT-s-OFDM PI/2 BPSK | 1@23 | -24.71 | -11.91 | see graph | PASS |
| 48 | 30 | 10 | 646332 | 3694.98 | DFT-s-OFDM QPSK | 24@0 | -14.0 | -13.79 | see graph | PASS |
| 48 | 30 | 10 | 646332 | 3694.98 | DFT-s-OFDM QPSK | 1@0 | -10.35 | -23.56 | see graph | PASS |
| 48 | 30 | 10 | 646332 | 3694.98 | DFT-s-OFDM QPSK | 1@23 | -23.67 | -12.3 | see graph | PASS |
| 48 | 30 | 20 | 637334 | 3560.01 | DFT-s-OFDM PI/2 BPSK | 50@0 | -16.12 | -16.77 | see graph | PASS |
| 48 | 30 | 20 | 637334 | 3560.01 | DFT-s-OFDM PI/2 BPSK | 1@0 | -14.83 | -26.39 | see graph | PASS |
| 48 | 30 | 20 | 637334 | 3560.01 | DFT-s-OFDM PI/2 BPSK | 1@50 | -26.05 | -13.36 | see graph | PASS |
| 48 | 30 | 20 | 637334 | 3560.01 | DFT-s-OFDM QPSK | 50@0 | -13.93 | -14.91 | see graph | PASS |

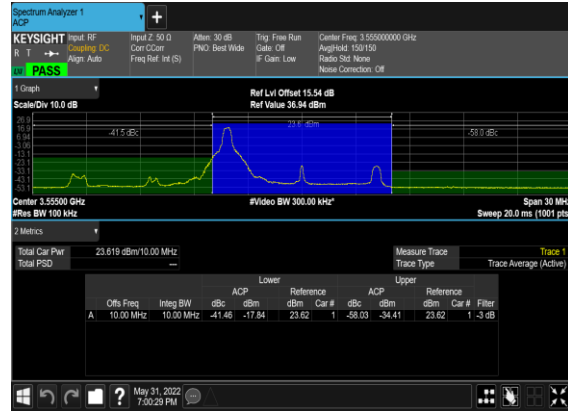
| | | | | | | | | | | |
|----|----|----|--------|---------|-------------------------|-------|--------|--------|--------------|------|
| 48 | 30 | 20 | 637334 | 3560.01 | DFT-s-OFDM QPSK | 1@0 | -14.52 | -25.86 | see graph | PASS |
| 48 | 30 | 20 | 637334 | 3560.01 | DFT-s-OFDM QPSK | 1@50 | -25.11 | -12.76 | see graph | PASS |
| 48 | 30 | 20 | 641666 | 3624.99 | DFT-s-OFDM PI/2 BPSK | 50@0 | -16.46 | -16.75 | see graph | PASS |
| 48 | 30 | 20 | 641666 | 3624.99 | DFT-s-OFDM PI/2 BPSK | 1@0 | -12.1 | -21.4 | see graph | PASS |
| 48 | 30 | 20 | 641666 | 3624.99 | DFT-s-OFDM PI/2 BPSK | 1@50 | -22.45 | -13.14 | see graph | PASS |
| 48 | 30 | 20 | 641666 | 3624.99 | DFT-s-OFDM QPSK | 50@0 | -13.47 | -14.44 | see graph | PASS |
| 48 | 30 | 20 | 641666 | 3624.99 | DFT-s-OFDM QPSK | 1@0 | -11.93 | -21.42 | see graph | PASS |
| 48 | 30 | 20 | 641666 | 3624.99 | DFT-s-OFDM QPSK | 1@50 | -22.2 | -12.08 | see graph | PASS |
| 48 | 30 | 20 | 646000 | 3690.0 | DFT-s-OFDM PI/2 BPSK | 50@0 | -16.1 | -16.75 | see graph | PASS |
| 48 | 30 | 20 | 646000 | 3690.0 | DFT-s-OFDM PI/2 BPSK | 1@0 | -12.48 | -20.84 | see graph | PASS |
| 48 | 30 | 20 | 646000 | 3690.0 | DFT-s-OFDM PI/2 BPSK | 1@50 | -22.71 | -13.51 | see graph | PASS |
| 48 | 30 | 20 | 646000 | 3690.0 | DFT-s-OFDM QPSK | 50@0 | -13.32 | -14.17 | see graph | PASS |
| 48 | 30 | 20 | 646000 | 3690.0 | DFT-s-OFDM QPSK | 1@0 | -10.96 | -20.67 | see graph | PASS |
| 48 | 30 | 20 | 646000 | 3690.0 | DFT-s-OFDM QPSK | 1@50 | -22.56 | -13.13 | see graph | PASS |
| 48 | 30 | 40 | 638000 | 3570.0 | DFT-s-OFDM PI/2 BPSK | 100@0 | -11.96 | -13.45 | see graph | PASS |
| 48 | 30 | 40 | 638000 | 3570.0 | DFT-s-OFDM PI/2 BPSK | 1@0 | -14.6 | -19.68 | see graph | PASS |
| 48 | 30 | 40 | 638000 | 3570.0 | DFT-s-OFDM PI/2 BPSK | 1@105 | -20.32 | -14.79 | see graph | PASS |
| 48 | 30 | 40 | 638000 | 3570.0 | DFT-s-OFDM QPSK | 100@0 | -15.7 | -16.15 | see graph | PASS |
| 48 | 30 | 40 | 638000 | 3570.0 | DFT-s-OFDM QPSK | 1@0 | -14.26 | -19.14 | see graph | PASS |
| 48 | 30 | 40 | 638000 | 3570.0 | DFT-s-OFDM QPSK | 1@105 | -18.91 | -13.21 | see graph | PASS |
| 48 | 30 | 40 | 641666 | 3624.99 | DFT-s-OFDM PI/2 BPSK | 100@0 | -10.6 | -13.7 | see graph | PASS |
| 48 | 30 | 40 | 641666 | 3624.99 | DFT-s-OFDM PI/2 BPSK | 1@0 | -11.06 | -15.25 | see graph | PASS |
| 48 | 30 | 40 | 641666 | 3624.99 | DFT-s-OFDM PI/2 BPSK | 1@105 | -21.46 | -14.46 | see graph | PASS |
| 48 | 30 | 40 | 641666 | 3624.99 | DFT-s-OFDM QPSK | 100@0 | -15.07 | -15.3 | see graph | PASS |

| | | | | | | | | | | |
|----|----|----|--------|---------|-------------------------|-------|--------|--------|----------------------|------|
| 48 | 30 | 40 | 641666 | 3624.99 | DFT-s-OFDM QPSK | 1@0 | -13.02 | -16.17 | see graph | PASS |
| 48 | 30 | 40 | 641666 | 3624.99 | DFT-s-OFDM QPSK | 1@105 | -16.9 | -11.91 | see graph | PASS |
| 48 | 30 | 40 | 645332 | 3679.98 | DFT-s-OFDM PI/2 BPSK | 100@0 | -10.85 | -13.7 | see graph | PASS |
| 48 | 30 | 40 | 645332 | 3679.98 | DFT-s-OFDM PI/2 BPSK | 1@0 | -12.84 | -18.13 | see graph | PASS |
| 48 | 30 | 40 | 645332 | 3679.98 | DFT-s-OFDM PI/2 BPSK | 1@105 | -19.38 | -13.62 | see graph | PASS |
| 48 | 30 | 40 | 645332 | 3679.98 | DFT-s-OFDM QPSK | 100@0 | -15.12 | -15.21 | see graph | PASS |
| 48 | 30 | 40 | 645332 | 3679.98 | DFT-s-OFDM QPSK | 1@0 | -12.88 | -17.6 | see graph | PASS |
| 48 | 30 | 40 | 645332 | 3679.98 | DFT-s-OFDM QPSK | 1@105 | -18.84 | -13.11 | see graph | PASS |

N48(10M)_DFT-s-OFDM_PI_2-BPSK_Outer_Full_Low_CH



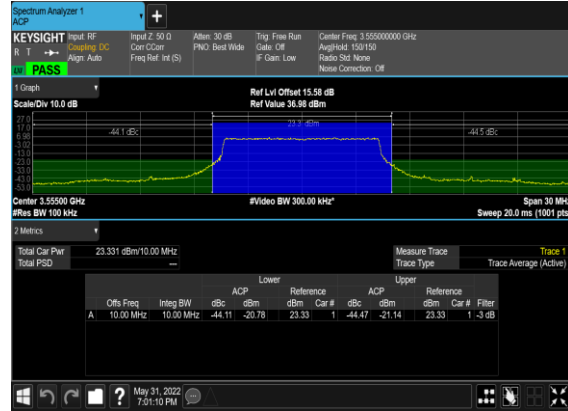
N48(10M)_DFT-s-OFDM_PI_2-BPSK_Edge_1RB_Left_Low_CH



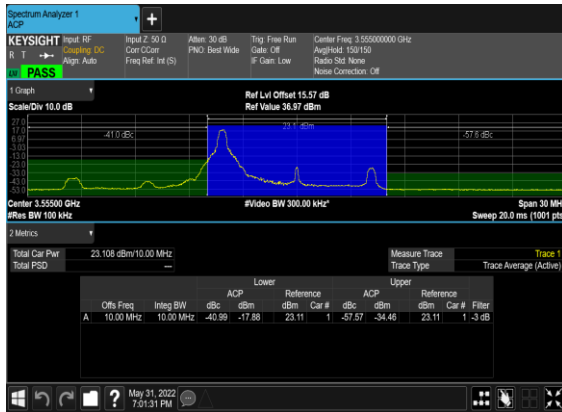
N48(10M)_DFT-s-OFDM_PI_2-BPSK_Edge_1RB_Right_Low_CH



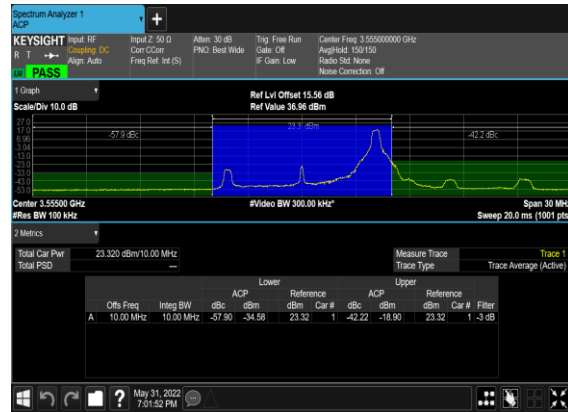
N48(10M)_DFT-s-OFDM_QPSK_Outer_Full_Low_CH



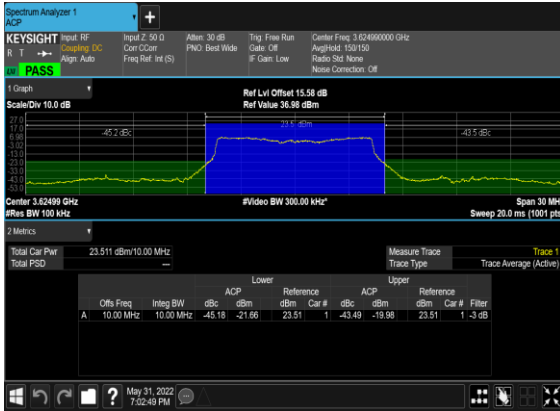
N48(10M)_DFT-s-OFDM_QPSK_Edge_1RB_Left_Low_CH



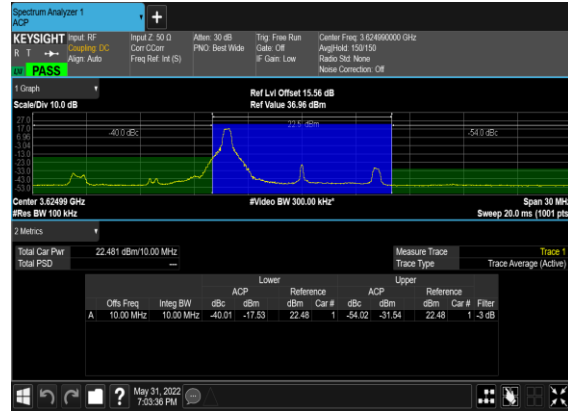
N48(10M)_DFT-s-OFDM_QPSK_Edge_1RB_Right_Low_CH



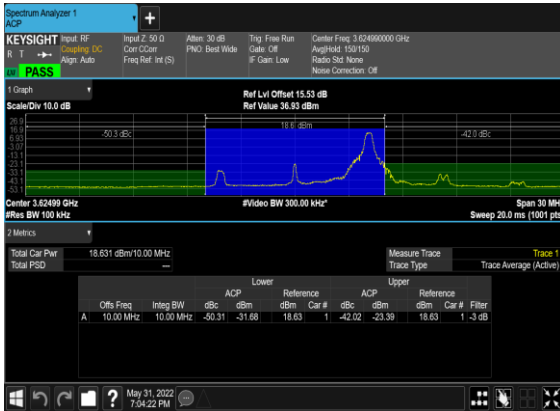
N48(10M)_DFT-s-OFDM_PI_2-BPSK_Outer_Full_Mid_CH



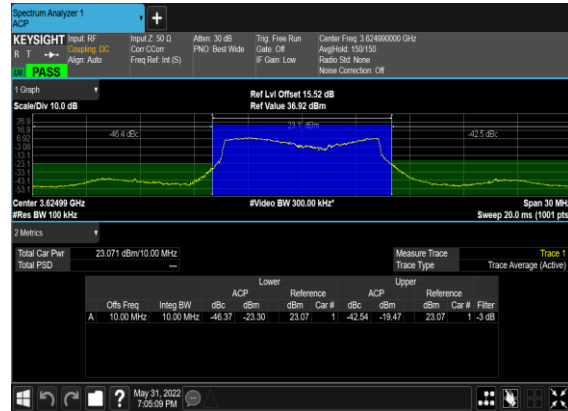
N48(10M)_DFT-s-OFDM_PI_2-BPSK_Edge_1RB_Left_Mid_CH



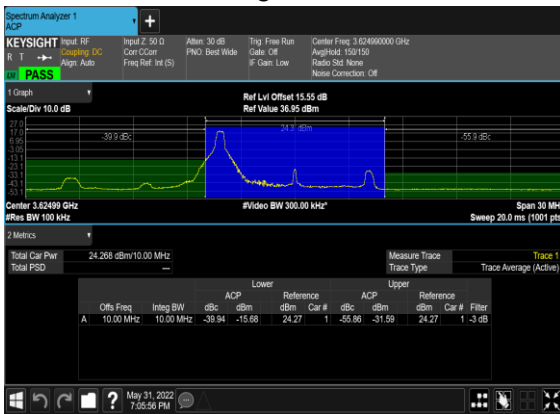
N48(10M)_DFT-s-OFDM_PI_2-BPSK_Edge_1RB_Right_Mid_CH



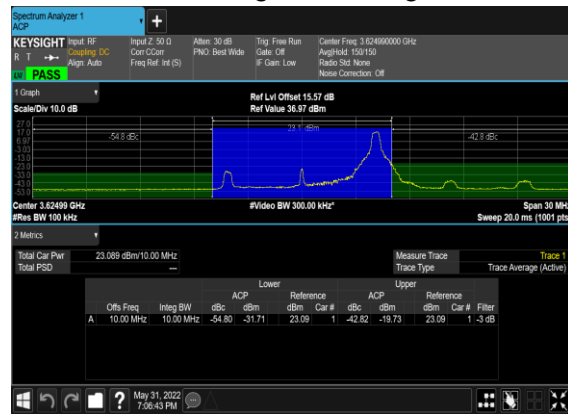
N48(10M)_DFT-s-OFDM_QPSK_Outer_Full_Mid_CH



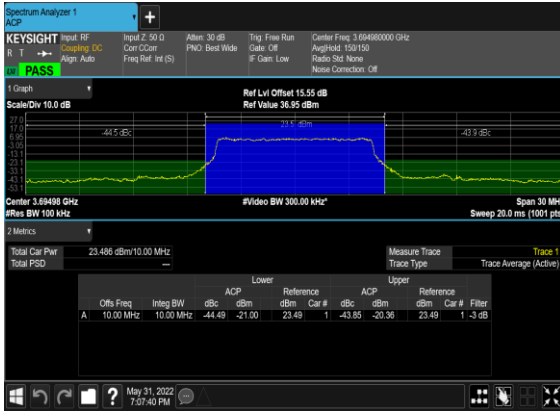
N48(10M)_DFT-s-OFDM_QPSK_Edge_1RB_Left_Mid_CH



N48(10M)_DFT-s-OFDM_QPSK_Edge_1RB_Right_Mid_CH



N48(10M)_DFT-s-OFDM_PI_2-BPSK_Outer_Full_High_CH



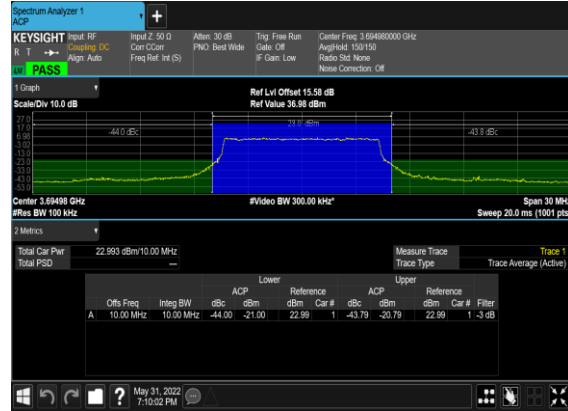
N48(10M)_DFT-s-OFDM_PI_2-BPSK_Edge_1RB_Left_High_CH



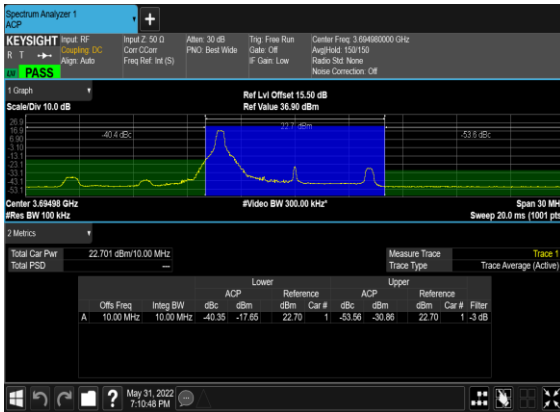
N48(10M)_DFT-s-OFDM_PI_2-BPSK_Edge_1RB_Right_High_CH



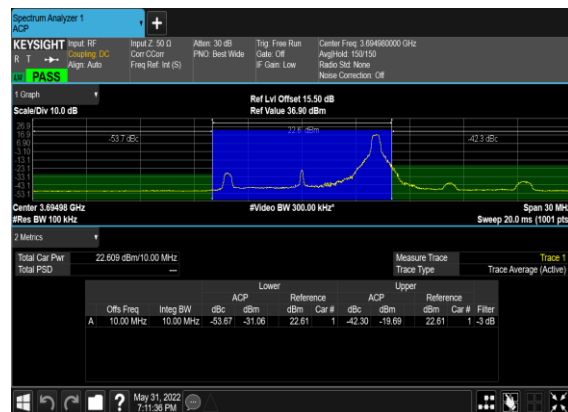
N48(10M)_DFT-s-OFDM_QPSK_Outer_Full_High_CH



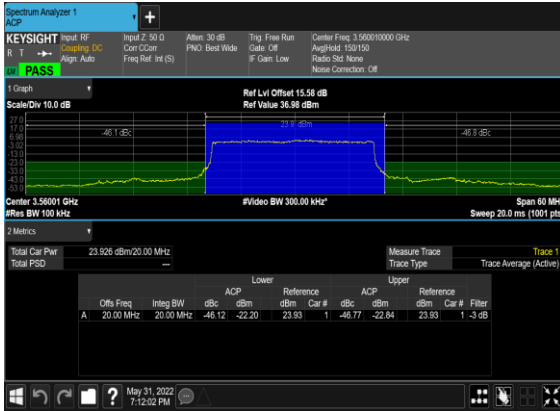
N48(10M)_DFT-s-OFDM_QPSK_Edge_1RB_Left_High_CH



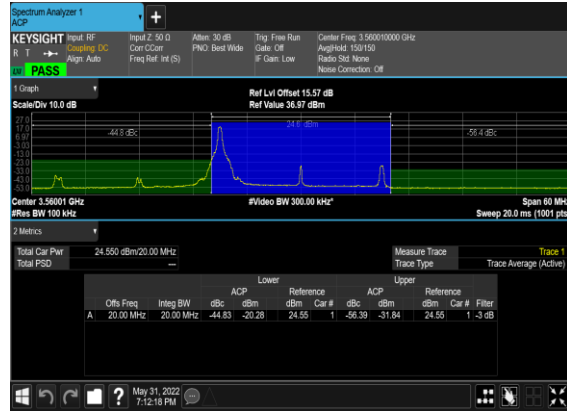
N48(10M)_DFT-s-OFDM_QPSK_Edge_1RB_Right_High_CH



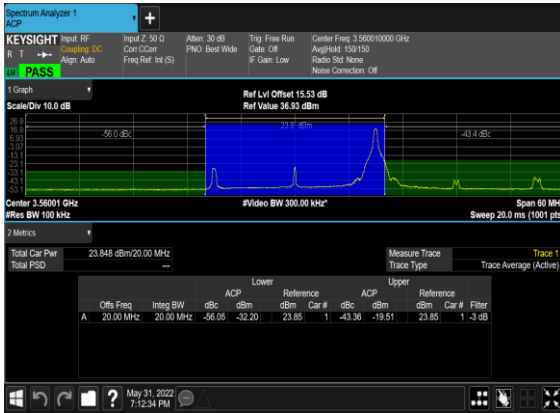
N48(20M)_DFT-s-OFDM_PI_2-BPSK_Outer_Full_Low_CH



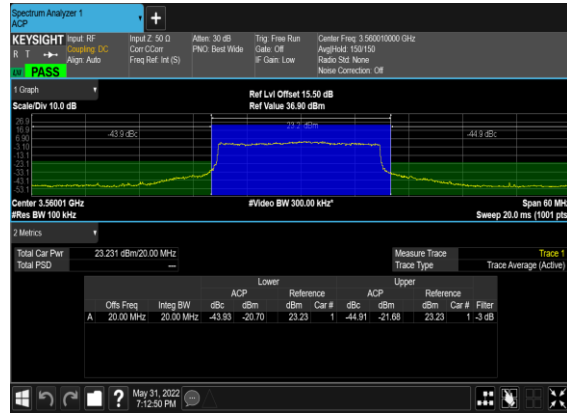
N48(20M)_DFT-s-OFDM_PI_2-BPSK_Edge_1RB_Left_Low_CH



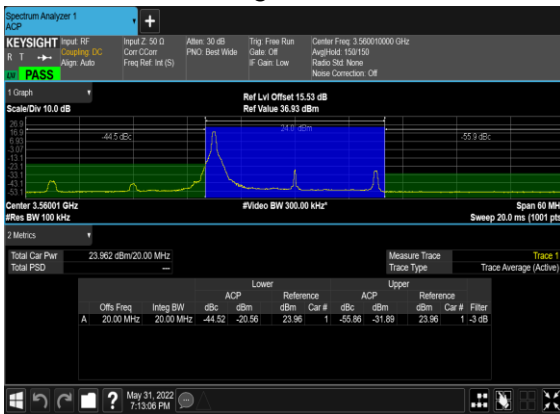
N48(20M)_DFT-s-OFDM_PI_2-BPSK_Edge_1RB_Right_Low_CH



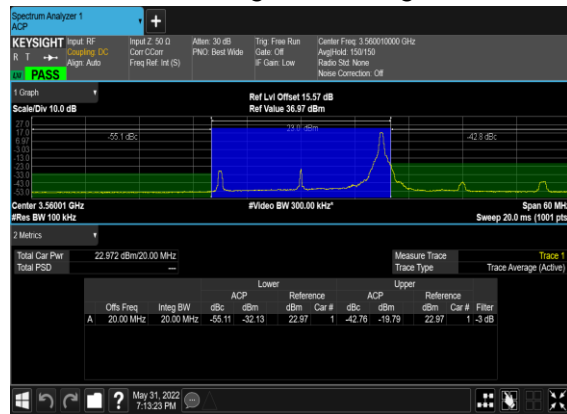
N48(20M)_DFT-s-OFDM_QPSK_Outer_Full_Low_CH



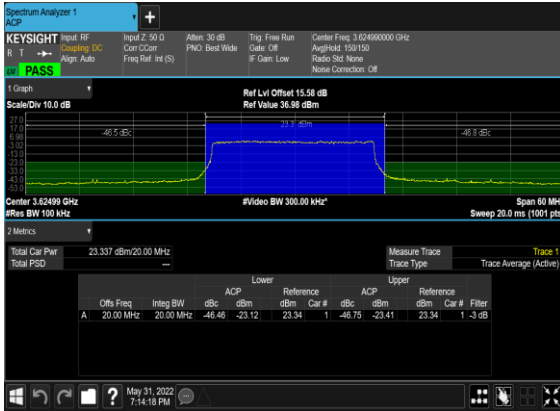
N48(20M)_DFT-s-OFDM_QPSK_Edge_1RB_Left_Low_CH



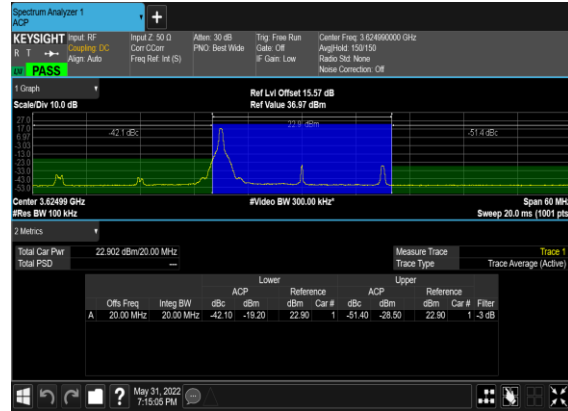
N48(20M)_DFT-s-OFDM_QPSK_Edge_1RB_Right_Low_CH



N48(20M)_DFT-s-OFDM_PI_2-BPSK_Outer_Full_Mid_CH



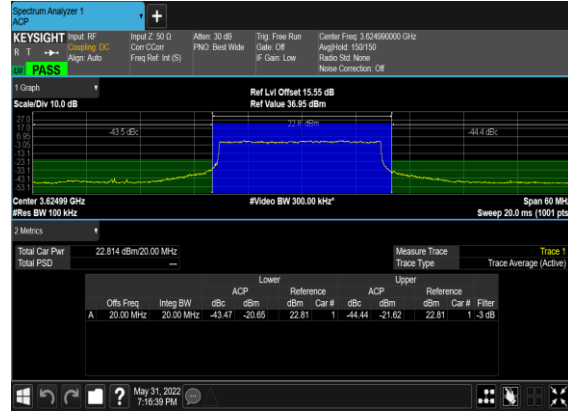
N48(20M)_DFT-s-OFDM_PI_2-BPSK_Edge_1RB_Left_Mid_CH



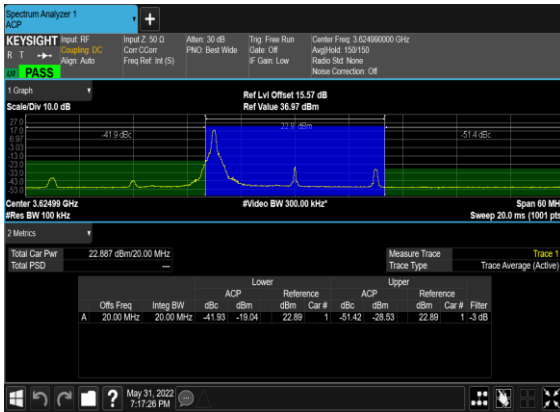
N48(20M)_DFT-s-OFDM_PI_2-BPSK_Edge_1RB_Right_Mid_CH



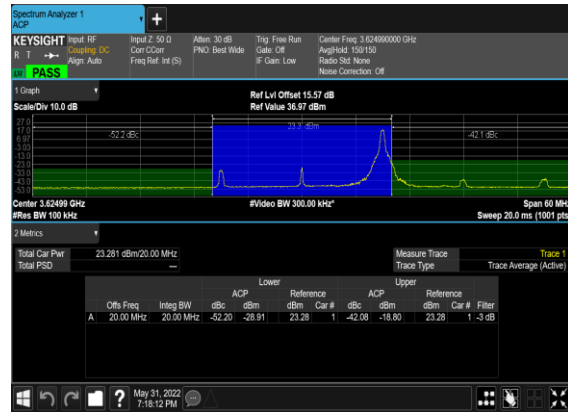
N48(20M)_DFT-s-OFDM_QPSK_Outer_Full_Mid_CH



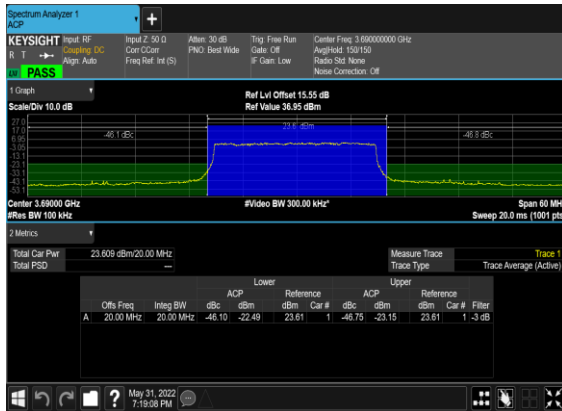
N48(20M)_DFT-s-OFDM_QPSK_Edge_1RB_Left_Mid_CH



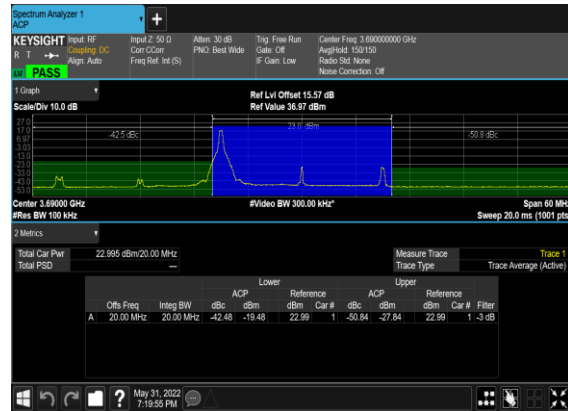
N48(20M)_DFT-s-OFDM_QPSK_Edge_1RB_Right_Mid_CH



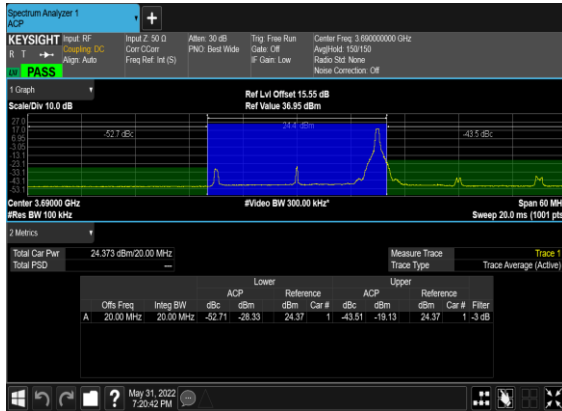
N48(20M)_DFT-s-OFDM_PI_2-BPSK_Outer_Full_High_CH



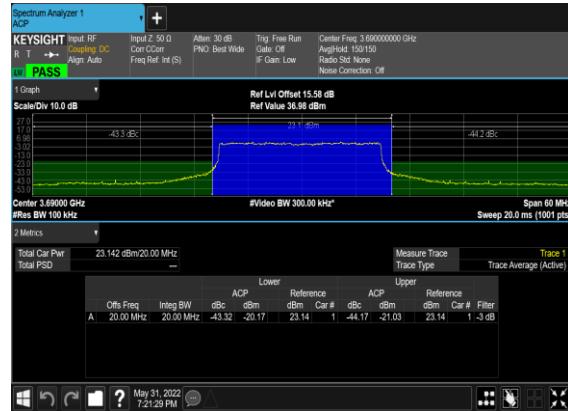
N48(20M)_DFT-s-OFDM_PI_2-BPSK_Edge_1RB_Left_High_CH



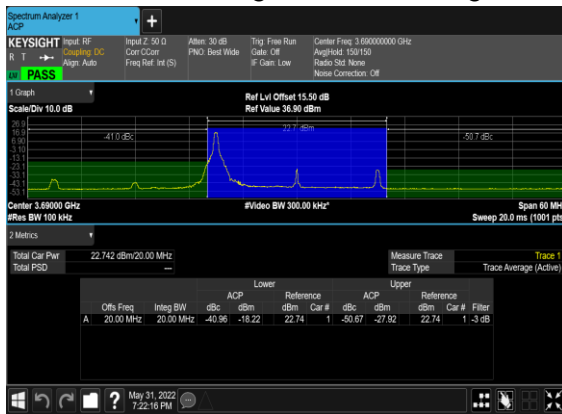
N48(20M)_DFT-s-OFDM_PI_2-BPSK_Edge_1RB_Right_High_CH



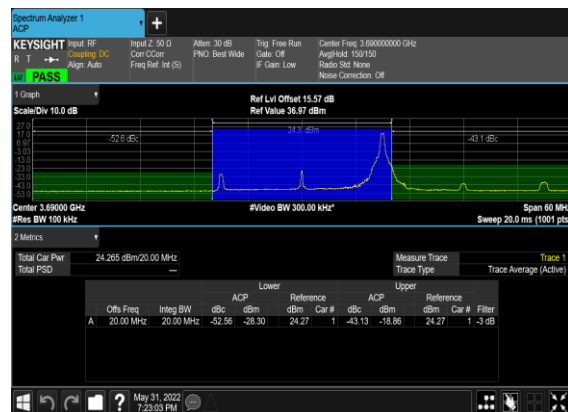
N48(20M)_DFT-s-OFDM_QPSK_Outer_Full_High_CH



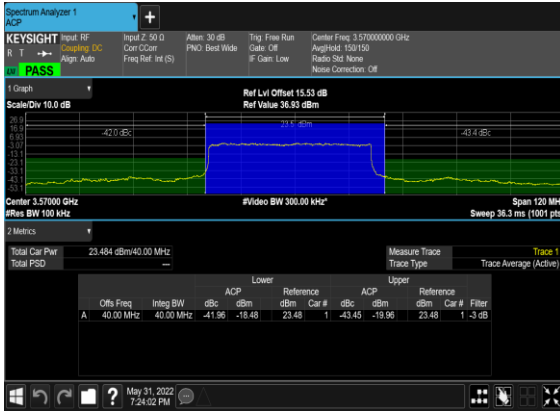
N48(20M)_DFT-s-OFDM_QPSK_Edge_1RB_Left_High_CH



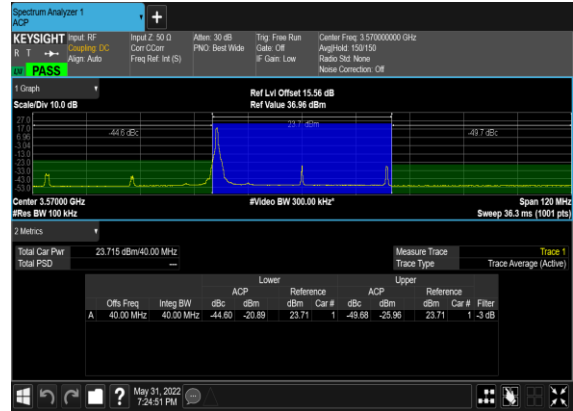
N48(20M)_DFT-s-OFDM_QPSK_Edge_1RB_Right_High_C
H



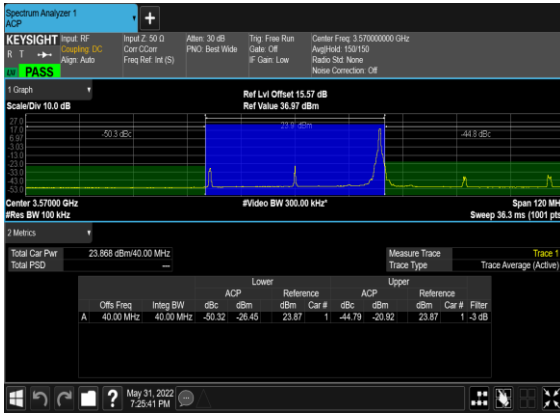
N48(40M)_DFT-s-OFDM_PI_2-BPSK_Outer_Full_Low_CH



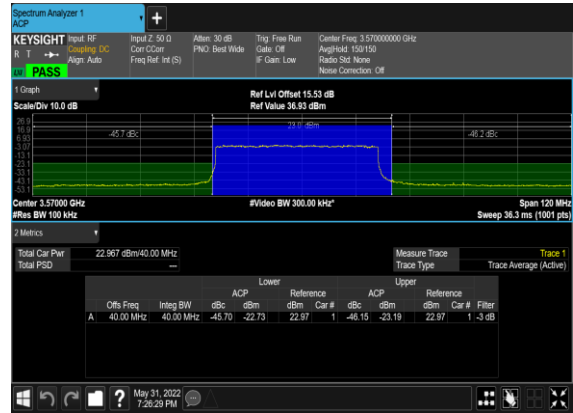
N48(40M)_DFT-s-OFDM_PI_2-BPSK_Edge_1RB_Left_Low_CH



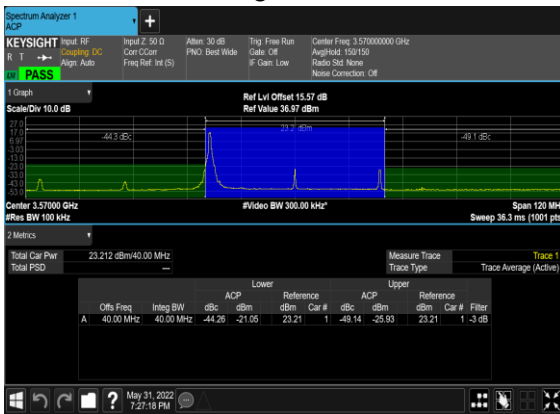
N48(40M)_DFT-s-OFDM_PI_2-BPSK_Edge_1RB_Right_Low_CH



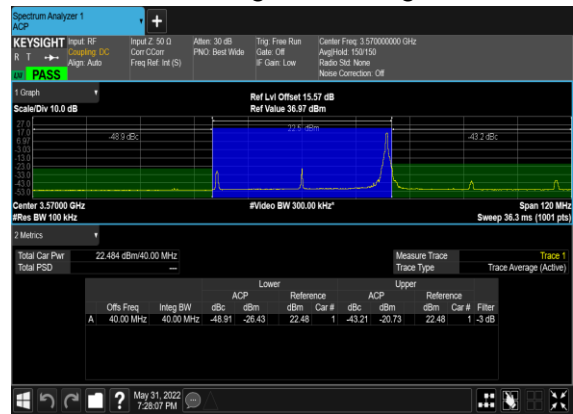
N48(40M)_DFT-s-OFDM_QPSK_Outer_Full_Low_CH



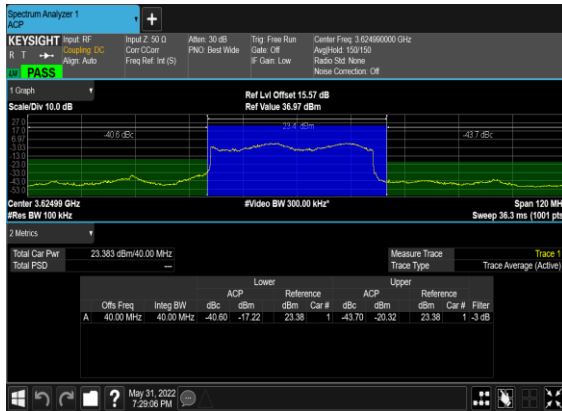
N48(40M)_DFT-s-OFDM_QPSK_Edge_1RB_Left_Low_CH



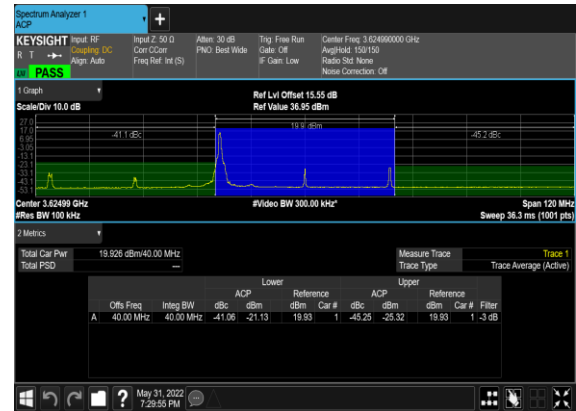
N48(40M)_DFT-s-OFDM_QPSK_Edge_1RB_Right_Low_CH



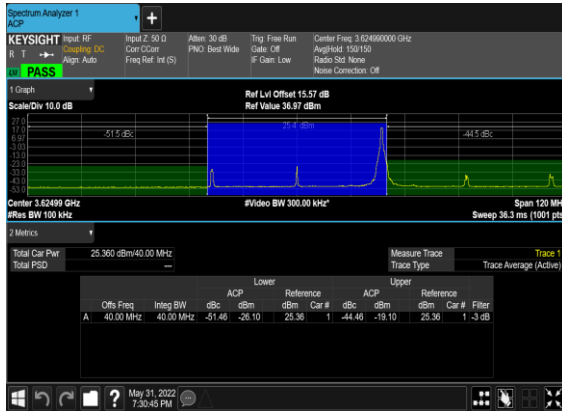
N48(40M)_DFT-s-OFDM_PI_2-BPSK_Outer_Full_Mid_CH



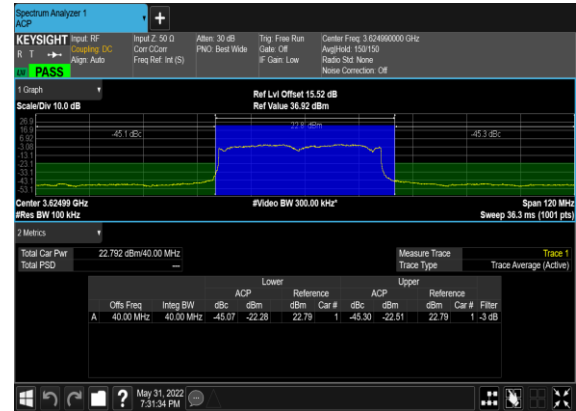
N48(40M)_DFT-s-OFDM_PI_2-BPSK_Edge_1RB_Left_Mid_CH



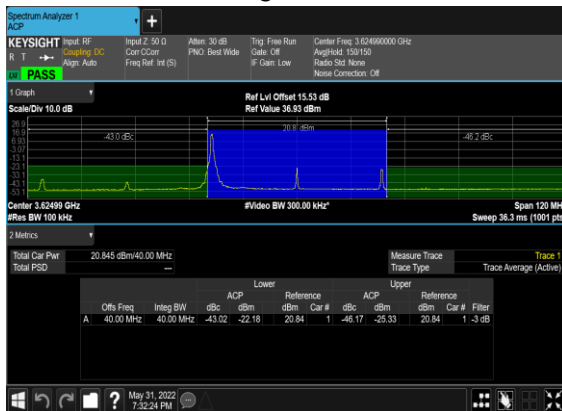
N48(40M)_DFT-s-OFDM_PI_2-BPSK_Edge_1RB_Right_Mid_CH



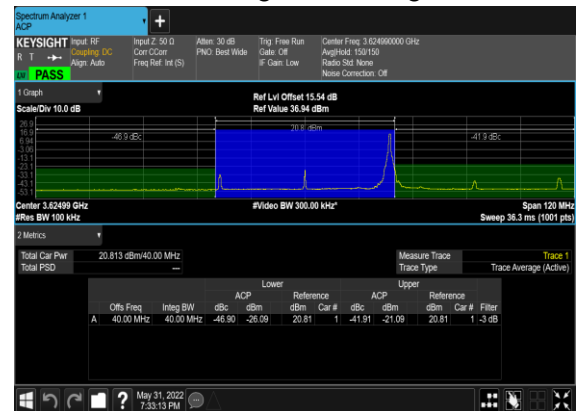
N48(40M)_DFT-s-OFDM_QPSK_Outer_Full_Mid_CH



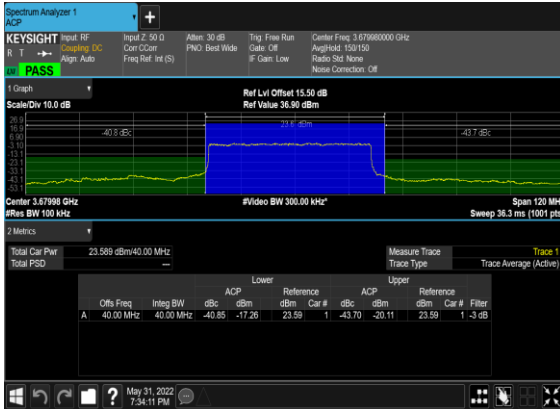
N48(40M)_DFT-s-OFDM_QPSK_Edge_1RB_Left_Mid_CH



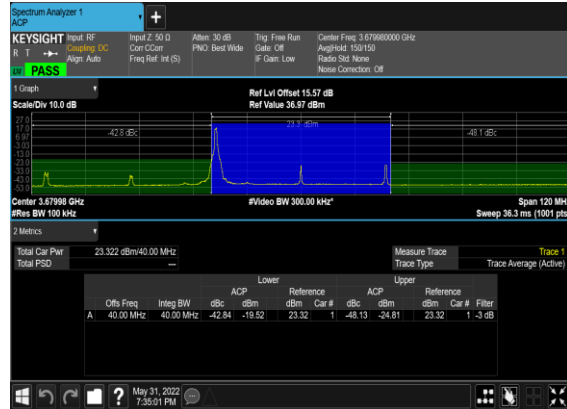
N48(40M)_DFT-s-OFDM_QPSK_Edge_1RB_Right_Mid_CH



N48(40M)_DFT-s-OFDM_PI_2-BPSK_Outer_Full_High_CH



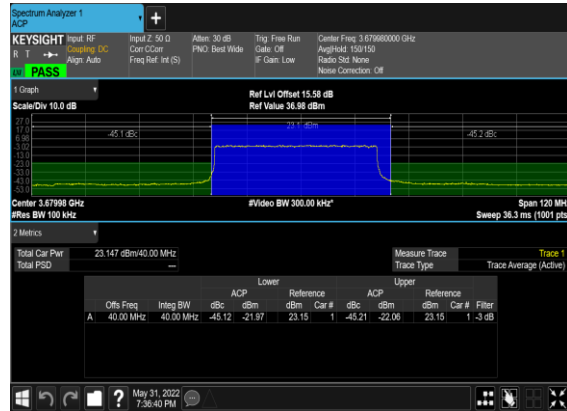
N48(40M)_DFT-s-OFDM_PI_2-BPSK_Edge_1RB_Left_High_CH



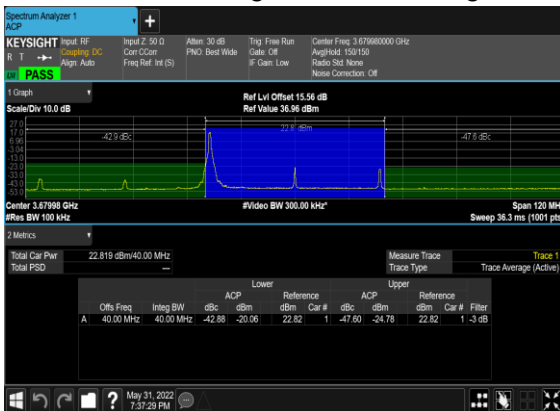
N48(40M)_DFT-s-OFDM_PI_2-BPSK_Edge_1RB_Right_High_CH



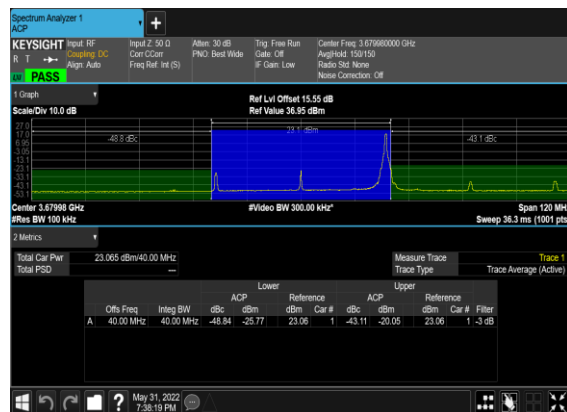
N48(40M)_DFT-s-OFDM_QPSK_Outer_Full_High_CH



N48(40M)_DFT-s-OFDM_QPSK_Edge_1RB_Left_High_CH



N48(40M)_DFT-s-OFDM_QPSK_Edge_1RB_Right_High_C
H



Conducted Spurious Emissions

| NR Band | SCS (kHz) | Bandwidth (MHz) | Arfcn | Freq (MHz) | Modulation | RB | Result | Verdict |
|---------|-----------|-----------------|--------|------------|-----------------|------|-----------|---------|
| 48 | 30 | 10 | 637000 | 3555.0 | DFT-s-OFDM BPSK | 1@0 | see graph | --- |
| 48 | 30 | 10 | 637000 | 3555.0 | DFT-s-OFDM BPSK | 1@0 | see graph | PASS |
| 48 | 30 | 10 | 637000 | 3555.0 | DFT-s-OFDM BPSK | 1@0 | see graph | PASS |
| 48 | 30 | 10 | 637000 | 3555.0 | DFT-s-OFDM QPSK | 1@0 | see graph | --- |
| 48 | 30 | 10 | 637000 | 3555.0 | DFT-s-OFDM QPSK | 1@0 | see graph | PASS |
| 48 | 30 | 10 | 637000 | 3555.0 | DFT-s-OFDM QPSK | 1@0 | see graph | PASS |
| 48 | 30 | 10 | 637000 | 3555.0 | DFT-s-OFDM BPSK | 1@23 | see graph | --- |
| 48 | 30 | 10 | 637000 | 3555.0 | DFT-s-OFDM BPSK | 1@23 | see graph | PASS |
| 48 | 30 | 10 | 637000 | 3555.0 | DFT-s-OFDM BPSK | 1@23 | see graph | PASS |
| 48 | 30 | 10 | 637000 | 3555.0 | DFT-s-OFDM QPSK | 1@23 | see graph | --- |
| 48 | 30 | 10 | 637000 | 3555.0 | DFT-s-OFDM QPSK | 1@23 | see graph | PASS |
| 48 | 30 | 10 | 637000 | 3555.0 | DFT-s-OFDM QPSK | 1@23 | see graph | PASS |
| 48 | 30 | 10 | 637000 | 3555.0 | DFT-s-OFDM BPSK | 24@0 | see graph | --- |
| 48 | 30 | 10 | 637000 | 3555.0 | DFT-s-OFDM BPSK | 24@0 | see graph | PASS |
| 48 | 30 | 10 | 637000 | 3555.0 | DFT-s-OFDM BPSK | 24@0 | see graph | PASS |
| 48 | 30 | 10 | 637000 | 3555.0 | DFT-s-OFDM QPSK | 24@0 | see graph | --- |
| 48 | 30 | 10 | 637000 | 3555.0 | DFT-s-OFDM QPSK | 24@0 | see graph | PASS |
| 48 | 30 | 10 | 637000 | 3555.0 | DFT-s-OFDM QPSK | 24@0 | see graph | PASS |
| 48 | 30 | 10 | 641666 | 3624.99 | DFT-s-OFDM BPSK | 1@0 | see graph | --- |
| 48 | 30 | 10 | 641666 | 3624.99 | DFT-s-OFDM BPSK | 1@0 | see graph | PASS |
| 48 | 30 | 10 | 641666 | 3624.99 | DFT-s-OFDM BPSK | 1@0 | see graph | PASS |
| 48 | 30 | 10 | 641666 | 3624.99 | DFT-s-OFDM QPSK | 1@0 | see graph | --- |

| | | | | | | | | |
|----|----|----|--------|---------|--------------------|------|-----------|------|
| 48 | 30 | 10 | 641666 | 3624.99 | DFT-s-OFDM QPSK | 1@0 | see graph | PASS |
| 48 | 30 | 10 | 641666 | 3624.99 | DFT-s-OFDM QPSK | 1@0 | see graph | PASS |
| 48 | 30 | 10 | 641666 | 3624.99 | DFT-s-OFDM BPSK | 1@23 | see graph | --- |
| 48 | 30 | 10 | 641666 | 3624.99 | DFT-s-OFDM BPSK | 1@23 | see graph | PASS |
| 48 | 30 | 10 | 641666 | 3624.99 | DFT-s-OFDM BPSK | 1@23 | see graph | PASS |
| 48 | 30 | 10 | 641666 | 3624.99 | DFT-s-OFDM QPSK | 1@23 | see graph | --- |
| 48 | 30 | 10 | 641666 | 3624.99 | DFT-s-OFDM QPSK | 1@23 | see graph | PASS |
| 48 | 30 | 10 | 641666 | 3624.99 | DFT-s-OFDM QPSK | 1@23 | see graph | PASS |
| 48 | 30 | 10 | 641666 | 3624.99 | DFT-s-OFDM BPSK | 24@0 | see graph | --- |
| 48 | 30 | 10 | 641666 | 3624.99 | DFT-s-OFDM BPSK | 24@0 | see graph | PASS |
| 48 | 30 | 10 | 641666 | 3624.99 | DFT-s-OFDM BPSK | 24@0 | see graph | PASS |
| 48 | 30 | 10 | 641666 | 3624.99 | DFT-s-OFDM QPSK | 24@0 | see graph | --- |
| 48 | 30 | 10 | 641666 | 3624.99 | DFT-s-OFDM QPSK | 24@0 | see graph | PASS |
| 48 | 30 | 10 | 641666 | 3624.99 | DFT-s-OFDM QPSK | 24@0 | see graph | PASS |
| 48 | 30 | 10 | 646332 | 3694.98 | DFT-s-OFDM BPSK | 1@0 | see graph | --- |
| 48 | 30 | 10 | 646332 | 3694.98 | DFT-s-OFDM BPSK | 1@0 | see graph | PASS |
| 48 | 30 | 10 | 646332 | 3694.98 | DFT-s-OFDM BPSK | 1@0 | see graph | PASS |
| 48 | 30 | 10 | 646332 | 3694.98 | DFT-s-OFDM QPSK | 1@0 | see graph | --- |
| 48 | 30 | 10 | 646332 | 3694.98 | DFT-s-OFDM QPSK | 1@0 | see graph | PASS |
| 48 | 30 | 10 | 646332 | 3694.98 | DFT-s-OFDM QPSK | 1@0 | see graph | PASS |
| 48 | 30 | 10 | 646332 | 3694.98 | DFT-s-OFDM BPSK | 1@23 | see graph | --- |
| 48 | 30 | 10 | 646332 | 3694.98 | DFT-s-OFDM BPSK | 1@23 | see graph | PASS |
| 48 | 30 | 10 | 646332 | 3694.98 | DFT-s-OFDM BPSK | 1@23 | see graph | PASS |
| 48 | 30 | 10 | 646332 | 3694.98 | DFT-s-OFDM QPSK | 1@23 | see graph | --- |

| | | | | | | | | |
|----|----|----|--------|---------|--------------------|------|-----------|------|
| 48 | 30 | 10 | 646332 | 3694.98 | DFT-s-OFDM QPSK | 1@23 | see graph | PASS |
| 48 | 30 | 10 | 646332 | 3694.98 | DFT-s-OFDM QPSK | 1@23 | see graph | PASS |
| 48 | 30 | 10 | 646332 | 3694.98 | DFT-s-OFDM BPSK | 24@0 | see graph | --- |
| 48 | 30 | 10 | 646332 | 3694.98 | DFT-s-OFDM BPSK | 24@0 | see graph | PASS |
| 48 | 30 | 10 | 646332 | 3694.98 | DFT-s-OFDM BPSK | 24@0 | see graph | PASS |
| 48 | 30 | 10 | 646332 | 3694.98 | DFT-s-OFDM QPSK | 24@0 | see graph | --- |
| 48 | 30 | 10 | 646332 | 3694.98 | DFT-s-OFDM QPSK | 24@0 | see graph | PASS |
| 48 | 30 | 10 | 646332 | 3694.98 | DFT-s-OFDM QPSK | 24@0 | see graph | PASS |
| 48 | 30 | 20 | 637334 | 3560.01 | DFT-s-OFDM BPSK | 1@0 | see graph | --- |
| 48 | 30 | 20 | 637334 | 3560.01 | DFT-s-OFDM BPSK | 1@0 | see graph | PASS |
| 48 | 30 | 20 | 637334 | 3560.01 | DFT-s-OFDM BPSK | 1@0 | see graph | PASS |
| 48 | 30 | 20 | 637334 | 3560.01 | DFT-s-OFDM QPSK | 1@0 | see graph | --- |
| 48 | 30 | 20 | 637334 | 3560.01 | DFT-s-OFDM QPSK | 1@0 | see graph | PASS |
| 48 | 30 | 20 | 637334 | 3560.01 | DFT-s-OFDM QPSK | 1@0 | see graph | PASS |
| 48 | 30 | 20 | 637334 | 3560.01 | DFT-s-OFDM BPSK | 1@50 | see graph | --- |
| 48 | 30 | 20 | 637334 | 3560.01 | DFT-s-OFDM BPSK | 1@50 | see graph | PASS |
| 48 | 30 | 20 | 637334 | 3560.01 | DFT-s-OFDM BPSK | 1@50 | see graph | PASS |
| 48 | 30 | 20 | 637334 | 3560.01 | DFT-s-OFDM QPSK | 1@50 | see graph | --- |
| 48 | 30 | 20 | 637334 | 3560.01 | DFT-s-OFDM QPSK | 1@50 | see graph | PASS |
| 48 | 30 | 20 | 637334 | 3560.01 | DFT-s-OFDM QPSK | 1@50 | see graph | PASS |
| 48 | 30 | 20 | 637334 | 3560.01 | DFT-s-OFDM BPSK | 50@0 | see graph | --- |
| 48 | 30 | 20 | 637334 | 3560.01 | DFT-s-OFDM BPSK | 50@0 | see graph | PASS |
| 48 | 30 | 20 | 637334 | 3560.01 | DFT-s-OFDM BPSK | 50@0 | see graph | PASS |
| 48 | 30 | 20 | 637334 | 3560.01 | DFT-s-OFDM QPSK | 50@0 | see graph | --- |

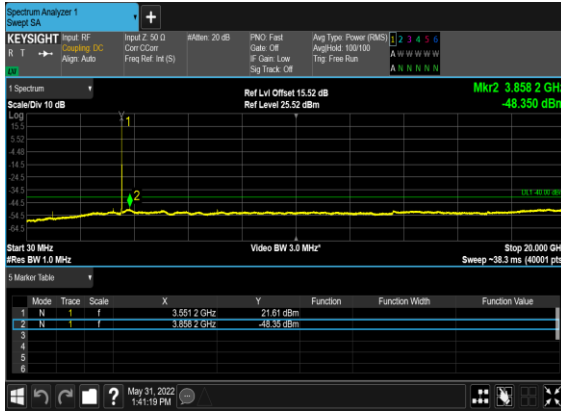
| | | | | | | | | |
|----|----|----|--------|---------|--------------------|------|-----------|-------------|
| 48 | 30 | 20 | 637334 | 3560.01 | DFT-s-OFDM QPSK | 50@0 | see graph | PASS |
| 48 | 30 | 20 | 637334 | 3560.01 | DFT-s-OFDM QPSK | 50@0 | see graph | PASS |
| 48 | 30 | 20 | 641666 | 3624.99 | DFT-s-OFDM BPSK | 1@0 | see graph | --- |
| 48 | 30 | 20 | 641666 | 3624.99 | DFT-s-OFDM BPSK | 1@0 | see graph | PASS |
| 48 | 30 | 20 | 641666 | 3624.99 | DFT-s-OFDM BPSK | 1@0 | see graph | PASS |
| 48 | 30 | 20 | 641666 | 3624.99 | DFT-s-OFDM QPSK | 1@0 | see graph | --- |
| 48 | 30 | 20 | 641666 | 3624.99 | DFT-s-OFDM QPSK | 1@0 | see graph | PASS |
| 48 | 30 | 20 | 641666 | 3624.99 | DFT-s-OFDM QPSK | 1@0 | see graph | PASS |
| 48 | 30 | 20 | 641666 | 3624.99 | DFT-s-OFDM BPSK | 1@50 | see graph | --- |
| 48 | 30 | 20 | 641666 | 3624.99 | DFT-s-OFDM BPSK | 1@50 | see graph | PASS |
| 48 | 30 | 20 | 641666 | 3624.99 | DFT-s-OFDM BPSK | 1@50 | see graph | PASS |
| 48 | 30 | 20 | 641666 | 3624.99 | DFT-s-OFDM QPSK | 1@50 | see graph | --- |
| 48 | 30 | 20 | 641666 | 3624.99 | DFT-s-OFDM QPSK | 1@50 | see graph | PASS |
| 48 | 30 | 20 | 641666 | 3624.99 | DFT-s-OFDM QPSK | 1@50 | see graph | PASS |
| 48 | 30 | 20 | 641666 | 3624.99 | DFT-s-OFDM BPSK | 50@0 | see graph | --- |
| 48 | 30 | 20 | 641666 | 3624.99 | DFT-s-OFDM BPSK | 50@0 | see graph | PASS |
| 48 | 30 | 20 | 641666 | 3624.99 | DFT-s-OFDM BPSK | 50@0 | see graph | PASS |
| 48 | 30 | 20 | 641666 | 3624.99 | DFT-s-OFDM QPSK | 50@0 | see graph | --- |
| 48 | 30 | 20 | 641666 | 3624.99 | DFT-s-OFDM QPSK | 50@0 | see graph | PASS |
| 48 | 30 | 20 | 641666 | 3624.99 | DFT-s-OFDM QPSK | 50@0 | see graph | PASS |
| 48 | 30 | 20 | 646000 | 3690.0 | DFT-s-OFDM BPSK | 1@0 | see graph | --- |
| 48 | 30 | 20 | 646000 | 3690.0 | DFT-s-OFDM BPSK | 1@0 | see graph | PASS |
| 48 | 30 | 20 | 646000 | 3690.0 | DFT-s-OFDM BPSK | 1@0 | see graph | PASS |
| 48 | 30 | 20 | 646000 | 3690.0 | DFT-s-OFDM QPSK | 1@0 | see graph | --- |

| | | | | | | | | |
|----|----|----|--------|--------|--------------------|-------|-----------|------|
| 48 | 30 | 20 | 646000 | 3690.0 | DFT-s-OFDM QPSK | 1@0 | see graph | PASS |
| 48 | 30 | 20 | 646000 | 3690.0 | DFT-s-OFDM QPSK | 1@0 | see graph | PASS |
| 48 | 30 | 20 | 646000 | 3690.0 | DFT-s-OFDM BPSK | 1@50 | see graph | --- |
| 48 | 30 | 20 | 646000 | 3690.0 | DFT-s-OFDM BPSK | 1@50 | see graph | PASS |
| 48 | 30 | 20 | 646000 | 3690.0 | DFT-s-OFDM BPSK | 1@50 | see graph | PASS |
| 48 | 30 | 20 | 646000 | 3690.0 | DFT-s-OFDM QPSK | 1@50 | see graph | --- |
| 48 | 30 | 20 | 646000 | 3690.0 | DFT-s-OFDM QPSK | 1@50 | see graph | PASS |
| 48 | 30 | 20 | 646000 | 3690.0 | DFT-s-OFDM QPSK | 1@50 | see graph | PASS |
| 48 | 30 | 20 | 646000 | 3690.0 | DFT-s-OFDM BPSK | 50@0 | see graph | --- |
| 48 | 30 | 20 | 646000 | 3690.0 | DFT-s-OFDM BPSK | 50@0 | see graph | PASS |
| 48 | 30 | 20 | 646000 | 3690.0 | DFT-s-OFDM BPSK | 50@0 | see graph | PASS |
| 48 | 30 | 20 | 646000 | 3690.0 | DFT-s-OFDM BPSK | 50@0 | see graph | PASS |
| 48 | 30 | 20 | 646000 | 3690.0 | DFT-s-OFDM QPSK | 50@0 | see graph | --- |
| 48 | 30 | 20 | 646000 | 3690.0 | DFT-s-OFDM QPSK | 50@0 | see graph | PASS |
| 48 | 30 | 20 | 646000 | 3690.0 | DFT-s-OFDM QPSK | 50@0 | see graph | PASS |
| 48 | 30 | 40 | 638000 | 3570.0 | DFT-s-OFDM BPSK | 1@0 | see graph | --- |
| 48 | 30 | 40 | 638000 | 3570.0 | DFT-s-OFDM BPSK | 1@0 | see graph | PASS |
| 48 | 30 | 40 | 638000 | 3570.0 | DFT-s-OFDM BPSK | 1@0 | see graph | PASS |
| 48 | 30 | 40 | 638000 | 3570.0 | DFT-s-OFDM QPSK | 1@0 | see graph | --- |
| 48 | 30 | 40 | 638000 | 3570.0 | DFT-s-OFDM QPSK | 1@0 | see graph | PASS |
| 48 | 30 | 40 | 638000 | 3570.0 | DFT-s-OFDM QPSK | 1@0 | see graph | PASS |
| 48 | 30 | 40 | 638000 | 3570.0 | DFT-s-OFDM BPSK | 1@105 | see graph | --- |
| 48 | 30 | 40 | 638000 | 3570.0 | DFT-s-OFDM BPSK | 1@105 | see graph | PASS |
| 48 | 30 | 40 | 638000 | 3570.0 | DFT-s-OFDM BPSK | 1@105 | see graph | PASS |
| 48 | 30 | 40 | 638000 | 3570.0 | DFT-s-OFDM QPSK | 1@105 | see graph | --- |

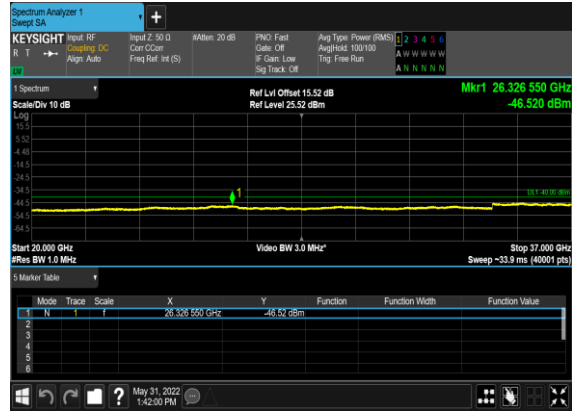
| | | | | | | | | |
|----|----|----|--------|---------|--------------------|-------|-----------|------|
| 48 | 30 | 40 | 638000 | 3570.0 | DFT-s-OFDM QPSK | 1@105 | see graph | PASS |
| 48 | 30 | 40 | 638000 | 3570.0 | DFT-s-OFDM QPSK | 1@105 | see graph | PASS |
| 48 | 30 | 40 | 638000 | 3570.0 | DFT-s-OFDM BPSK | 100@0 | see graph | --- |
| 48 | 30 | 40 | 638000 | 3570.0 | DFT-s-OFDM BPSK | 100@0 | see graph | PASS |
| 48 | 30 | 40 | 638000 | 3570.0 | DFT-s-OFDM BPSK | 100@0 | see graph | PASS |
| 48 | 30 | 40 | 638000 | 3570.0 | DFT-s-OFDM QPSK | 100@0 | see graph | --- |
| 48 | 30 | 40 | 638000 | 3570.0 | DFT-s-OFDM QPSK | 100@0 | see graph | PASS |
| 48 | 30 | 40 | 638000 | 3570.0 | DFT-s-OFDM QPSK | 100@0 | see graph | PASS |
| 48 | 30 | 40 | 641666 | 3624.99 | DFT-s-OFDM BPSK | 1@0 | see graph | --- |
| 48 | 30 | 40 | 641666 | 3624.99 | DFT-s-OFDM BPSK | 1@0 | see graph | PASS |
| 48 | 30 | 40 | 641666 | 3624.99 | DFT-s-OFDM BPSK | 1@0 | see graph | PASS |
| 48 | 30 | 40 | 641666 | 3624.99 | DFT-s-OFDM QPSK | 1@0 | see graph | --- |
| 48 | 30 | 40 | 641666 | 3624.99 | DFT-s-OFDM QPSK | 1@0 | see graph | PASS |
| 48 | 30 | 40 | 641666 | 3624.99 | DFT-s-OFDM QPSK | 1@0 | see graph | PASS |
| 48 | 30 | 40 | 641666 | 3624.99 | DFT-s-OFDM BPSK | 1@105 | see graph | --- |
| 48 | 30 | 40 | 641666 | 3624.99 | DFT-s-OFDM BPSK | 1@105 | see graph | PASS |
| 48 | 30 | 40 | 641666 | 3624.99 | DFT-s-OFDM BPSK | 1@105 | see graph | PASS |
| 48 | 30 | 40 | 641666 | 3624.99 | DFT-s-OFDM QPSK | 1@105 | see graph | --- |
| 48 | 30 | 40 | 641666 | 3624.99 | DFT-s-OFDM QPSK | 1@105 | see graph | PASS |
| 48 | 30 | 40 | 641666 | 3624.99 | DFT-s-OFDM QPSK | 1@105 | see graph | PASS |
| 48 | 30 | 40 | 641666 | 3624.99 | DFT-s-OFDM BPSK | 100@0 | see graph | --- |
| 48 | 30 | 40 | 641666 | 3624.99 | DFT-s-OFDM BPSK | 100@0 | see graph | PASS |
| 48 | 30 | 40 | 641666 | 3624.99 | DFT-s-OFDM BPSK | 100@0 | see graph | PASS |
| 48 | 30 | 40 | 641666 | 3624.99 | DFT-s-OFDM QPSK | 100@0 | see graph | --- |

| | | | | | | | | |
|----|----|----|--------|---------|--------------------|-------|-----------|------|
| 48 | 30 | 40 | 641666 | 3624.99 | DFT-s-OFDM QPSK | 100@0 | see graph | PASS |
| 48 | 30 | 40 | 641666 | 3624.99 | DFT-s-OFDM QPSK | 100@0 | see graph | PASS |
| 48 | 30 | 40 | 645332 | 3679.98 | DFT-s-OFDM BPSK | 1@0 | see graph | --- |
| 48 | 30 | 40 | 645332 | 3679.98 | DFT-s-OFDM BPSK | 1@0 | see graph | PASS |
| 48 | 30 | 40 | 645332 | 3679.98 | DFT-s-OFDM BPSK | 1@0 | see graph | PASS |
| 48 | 30 | 40 | 645332 | 3679.98 | DFT-s-OFDM QPSK | 1@0 | see graph | --- |
| 48 | 30 | 40 | 645332 | 3679.98 | DFT-s-OFDM QPSK | 1@0 | see graph | PASS |
| 48 | 30 | 40 | 645332 | 3679.98 | DFT-s-OFDM QPSK | 1@0 | see graph | PASS |
| 48 | 30 | 40 | 645332 | 3679.98 | DFT-s-OFDM BPSK | 1@105 | see graph | --- |
| 48 | 30 | 40 | 645332 | 3679.98 | DFT-s-OFDM BPSK | 1@105 | see graph | PASS |
| 48 | 30 | 40 | 645332 | 3679.98 | DFT-s-OFDM BPSK | 1@105 | see graph | PASS |
| 48 | 30 | 40 | 645332 | 3679.98 | DFT-s-OFDM QPSK | 1@105 | see graph | --- |
| 48 | 30 | 40 | 645332 | 3679.98 | DFT-s-OFDM QPSK | 1@105 | see graph | PASS |
| 48 | 30 | 40 | 645332 | 3679.98 | DFT-s-OFDM QPSK | 1@105 | see graph | PASS |
| 48 | 30 | 40 | 645332 | 3679.98 | DFT-s-OFDM BPSK | 100@0 | see graph | --- |
| 48 | 30 | 40 | 645332 | 3679.98 | DFT-s-OFDM BPSK | 100@0 | see graph | PASS |
| 48 | 30 | 40 | 645332 | 3679.98 | DFT-s-OFDM BPSK | 100@0 | see graph | PASS |
| 48 | 30 | 40 | 645332 | 3679.98 | DFT-s-OFDM QPSK | 100@0 | see graph | --- |
| 48 | 30 | 40 | 645332 | 3679.98 | DFT-s-OFDM QPSK | 100@0 | see graph | PASS |
| 48 | 30 | 40 | 645332 | 3679.98 | DFT-s-OFDM QPSK | 100@0 | see graph | PASS |

N48(10M)_DFT-s-OFDM_BPSK_Edge_1RB_Left_Low_CH



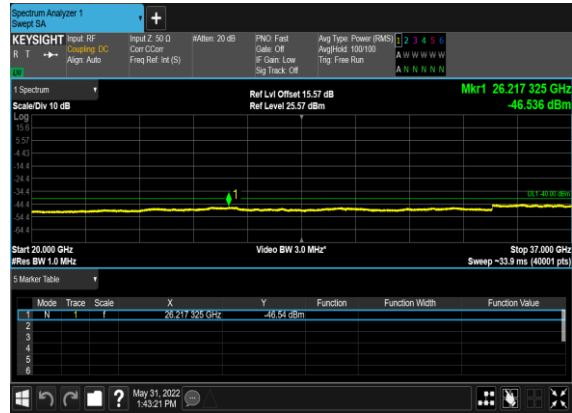
N48(10M)_DFT-s-OFDM_BPSK_Edge_1RB_Left_Low_CH



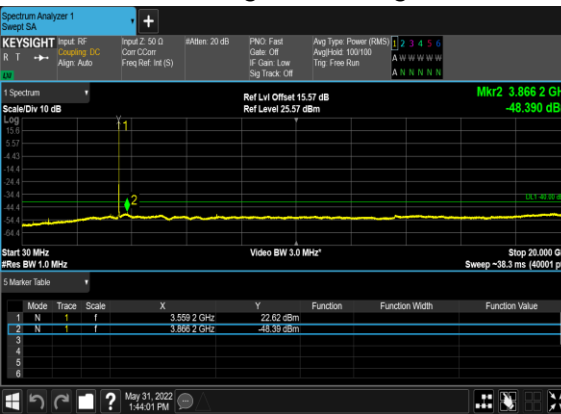
N48(10M)_DFT-s-OFDM_QPSK_Edge_1RB_Left_Low_CH



N48(10M)_DFT-s-OFDM_QPSK_Edge_1RB_Left_Low_CH



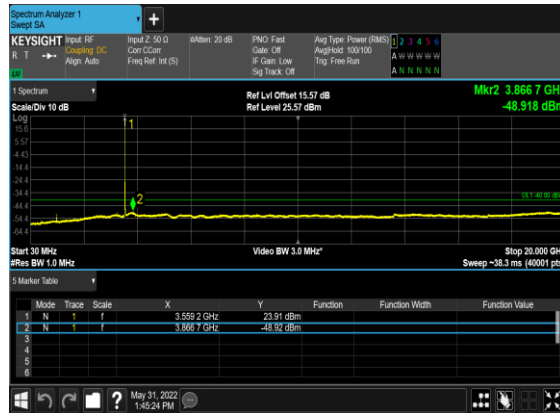
N48(10M)_DFT-s-OFDM_BPSK_Edge_1RB_Right_Low_CH



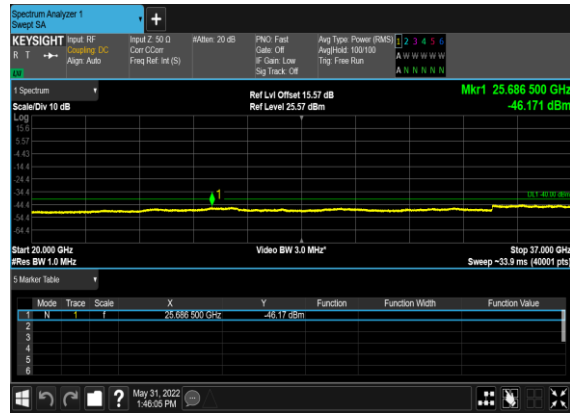
N48(10M)_DFT-s-OFDM_BPSK_Edge_1RB_Right_Low_CH



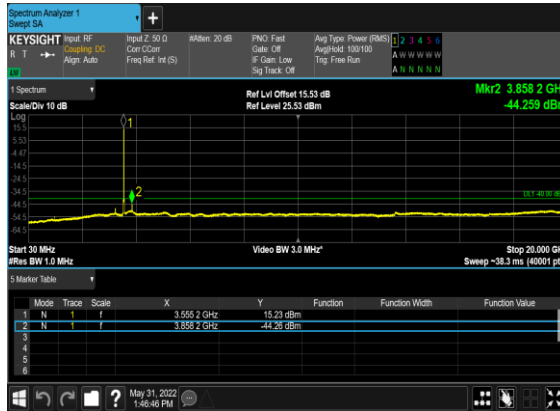
N48(10M)_DFT-s-OFDM_QPSK_Edge_1RB_Right_Low_CH



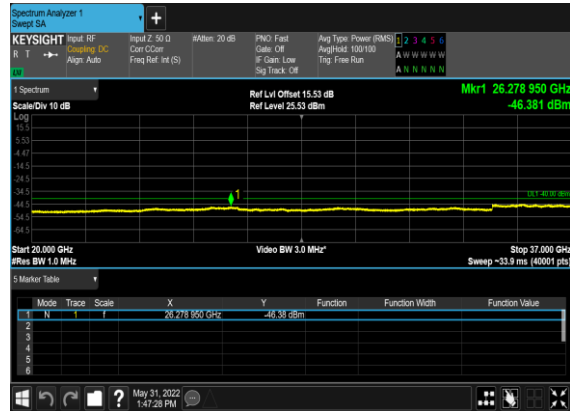
N48(10M)_DFT-s-OFDM_QPSK_Edge_1RB_Right_Low_CH



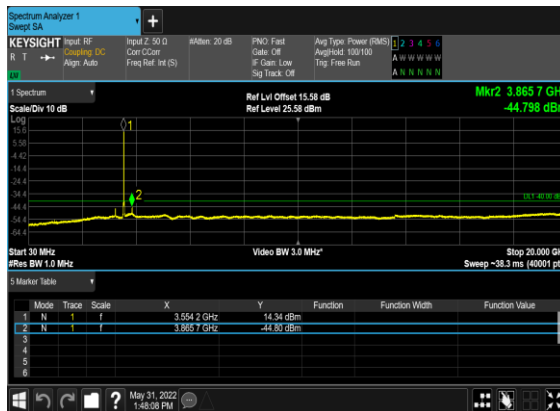
N48(10M)_DFT-s-OFDM_BPSK_Outer_Full_Low_CH



N48(10M)_DFT-s-OFDM_BPSK_Outer_Full_Low_CH



N48(10M)_DFT-s-OFDM_QPSK_Outer_Full_Low_CH



N48(10M)_DFT-s-OFDM_QPSK_Outer_Full_Low_CH

