


Conducted Test Setup Placement (USB LINK)




Front View of the Test Configuration



Side View of the Test Configuration

Conducted Test Setup Placement: (PDA Only)



Front View of the Test Configuration



Side View of the Test Configuration

Radiated Test Setup Placement: (USB LINK)



Front View of the Test Configuration




Side View of the Test Configuration

Radiated Test Setup Placement: (With Vehicle Battery)




Front View of the Test Configuration



Rear View of the Test Configuration

Radiated Test Setup Placement: (PDA Only)




Front View of the Test Configuration of X-axis



Rear View of the Test Configuration of X-axis

Radiated Test Setup Placement: (PDA Only)



Front View of the Test Configuration of Y-axis



Rear View of the Test Configuration of Y-axis

Radiated Test Setup Placement: (PDA only)



Front View of the Test Configuration of Z-axis



Front View of the Test Configuration of Z-axis