


PHOTOGRAPHS OF THE TEST CONFIGURATION


CONDUCTED EMISSION TEST





RADIATED EMISSION TEST

(WLAN)


(Below 1GHz)



RADIATED EMISSION TEST
(WLAN)
(Above 1GHz)





RADIATED EMISSION TEST
(Bluetooth)
(Below 1GHz)




RADIATED EMISSION TEST

(Bluetooth)


(Above 1GHz)



(WWAN)
(PART 22)
RADIATED EMISSION TEST
(GSM/EDGE/WCDMA)



(LTE_Mode A)



(LTE_Mode B)




ERP POWER TEST
(Mode A)




ERP POWER TEST
(Mode B)





(PART 24)
RADIATED EMISSION TEST
(Mode A)




RADIATED EMISSION TEST (Mode B)




EIRP POWER TEST




(PART 27)
RADIATED EMISSION TEST
(LTE BAND 4_Mode A & LTE BAND 13_Mode B)





RADIATED EMISSION TEST
(LTE BAND 4 Mode B)




RADIATED EMISSION TEST
(LTE BAND 13 Mode A)



EIRP POWER TEST
(LTE BAND 4)




ERP POWER TEST
(LTE BAND 13)



(SETUP WITH ANTENNA)
RADIATED EMISSION TEST
(Below 1GHz)



RADIATED EMISSION TEST
(Above 1GHz)



ERP POWER TEST



EIRP POWER TEST

