


## PHOTOGRAPHS OF THE TEST CONFIGURATION

### CONDUCTED EMISSION TEST





RADIATED EMISSION TEST  
(WLAN 2.4GHz)  
(Below 1GHz)





## RADIATED EMISSION TEST

(WLAN 2.4GHz)

(Above 1GHz)




RADIATED EMISSION TEST  
(Bluetooth)  
(Below 1GHz)




## RADIATED EMISSION TEST

(Bluetooth)



(Above 1GHz)



RADIATED EMISSION TEST  
(Bluetooth LE)  
(Below 1GHz)





RADIATED EMISSION TEST  
(Bluetooth LE)  
(Above 1GHz)



(WWAN)

(PART 22)

RADIATED EMISSION TEST






### ERP POWER TEST




(PART 24)

RADIATED EMISSION TEST





### EIRP POWER TEST



(PART 27)

RADIATED EMISSION TEST



### ERP POWER TEST

