

FCC Test Report

(Class II Permissive Change)

Product Name	Intel® Dual Band Wireless-AC 8260
Model No	8260D2W
FCC ID	PD98260D2

Applicant	Intel Mobile Communications
Address	100 Center Point Circle, Suite 200 Columbia, South Carolina 29210 USA

Date of Receipt	July. 21, 2015
Issued Date	Aug. 07, 2015
Report No.	1570526R-RFUSP05V00
Report Version	V1.0



The test results relate only to the samples tested.

The test results shown in the test report are traceable to the national/international standard through the calibration of the equipment and evaluated measurement uncertainty herein.

This report must not be used to claim product endorsement by TAF or any agency of the government.

The test report shall not be reproduced without the written approval of QuieTek Corporation.

Test Report

Issued Date: Aug. 07, 2015

Report No.: 1570526R-RFUSP05V00



Product Name	Intel® Dual Band Wireless-AC 8260
Applicant	Intel Mobile Communications
Address	100 Center Point Circle, Suite 200 Columbia, South Carolina 29210 USA
Manufacturer	Intel Mobile Communications
Model No.	8260D2W
FCC ID.	PD98260D2
EUT Rated Voltage	DC 3.3V
EUT Test Voltage	AC 120V/60Hz
Trade Name	Intel
Applicable Standard	FCC CFR Title 47 Part 15 Subpart E: 2014 ANSI C63.4: 2014, ANSI C63.10: 2013 789033 D02 General UNII Test Procedures New Rules v01
Test Result	Complied

Documented By :

Leven Huang

(Senior Adm. Specialist / Leven Huang)

Tested By :

Alan Chen

(Engineer / Alan Chen)

Approved By :

Vincent Lin

(Director / Vincent Lin)

TABLE OF CONTENTS

Description	Page
1. GENERAL INFORMATION	5
1.1. EUT Description.....	5
1.2. Operational Description	8
1.3. Tested System Details.....	9
1.4. Configuration of tested System	9
1.5. EUT Exercise Software	9
1.6. Test Facility	10
2. Conducted Emission.....	11
2.1. Test Equipment.....	11
2.2. Test Setup	11
2.3. Limits	12
2.4. Test Procedure	12
2.5. Uncertainty	12
2.6. Test Result of Conducted Emission.....	13
3. Maximun conducted output power	21
3.1. Test Equipment.....	21
3.2. Test Setup	21
3.3. Limits	22
3.4. Test Procedure	23
3.5. Uncertainty	23
3.6. Test Result of Maximum conducted output power.....	24
4. Peak Power Spectral Density.....	44
4.1. Test Equipment.....	44
4.2. Test Setup	44
4.3. Limits	44
4.4. Test Procedure	45
4.5. Uncertainty	45
4.6. Test Result of Peak Power Spectral Density	46
5. Radiated Emission.....	78
5.1. Test Equipment.....	78
5.2. Test Setup	79
5.3. Limits	80
5.4. Test Procedure	81
5.5. Uncertainty	81
5.6. Test Result of Radiated Emission.....	82
6. Band Edge	126
6.1. Test Equipment.....	126
6.2. Test Setup	126
6.3. Limits	127
6.4. Test Procedure	127
6.5. Uncertainty	127
6.6. Test Result of Band Edge	128
7. Occupied Bandwidth.....	156

7.1.	Test Equipment.....	156
7.2.	Test Setup	156
7.3.	Limits	156
7.4.	.Test Procedure	156
7.5.	Uncertainty	156
7.6.	Test Result of Occupied Bandwidth	157
8.	Frequency Stability.....	187
8.1.	Test Equipment.....	187
8.2.	Test Setup	187
8.3.	Limits	187
8.4.	Test Procedure	187
8.5.	Uncertainty	187
8.6.	Test Result of Frequency Stability.....	188
9.	EMI Reduction Method During Compliance Testing	190
Attachment 1: EUT Test Photographs		
Attachment 2: EUT Detailed Photographs		

1. GENERAL INFORMATION

1.1. EUT Description

Product Name	Intel® Dual Band Wireless-AC 8260
Trade Name	Intel
FCC ID.	PD98260D2
Model No.	8260D2W
Frequency Range	802.11a/n-20MHz:5745-5825MHz 802.11n-40MHz:5755-5795MHz 802.11ac-80MHz: 5775MHz
Number of Channels	802.11a/n-20MHz: 5, n-40MHz: 2, ac-80MHz: 1
Data Rate	802.11a/g: 6-54Mbps, 802.11n: up to 300Mbps 802.11ac: up to 866.7Mbps
Channel Control	Auto
Type of Modulation	802.11a/n/ac:OFDM, BPSK, QPSK, 16QAM, 64QAM, 256QAM
Antenna type	PIFA Antenna
Antenna Gain	Refer to the table “Antenna List”

Antenna List

No.	Manufacturer	Part No.	Antenna type	Peak Gain
1.	SkyCross	N/A (Main) N/A (Aux)	PIFA	4.97 dBi for 5.725~5.850GHz

Note: 1. The antenna of EUT is conform to FCC 15.203.

802.11a/n-20MHz Center Working Frequency of Each Channel:

Channel	Frequency	Channel	Frequency	Channel	Frequency	Channel	Frequency
Channel 149:	5745 MHz	Channel 153:	5765 MHz	Channel 157:	5785 MHz	Channel 161:	5805 MHz
Channel 165:	5825 MHz						

802.11n-40MHz Center Working Frequency of Each Channel:

Channel	Frequency	Channel	Frequency
Channel 151:	5755 MHz	Channel 159:	5795 MHz

802.11ac-80MHz Center Working Frequency of Each Channel:

Channel	Frequency
Channel 155:	5775 MHz

Duty Cycle

If duty cycle is <98%, duty factor shall be considered.

Formula:

$$\text{Duty cycle} = \text{Ton} / (\text{Ton} + \text{Toff})$$

$$\text{Duty Factor} = 10 \text{ Log} (1/\text{Duty Cycle})$$

Results:

	Duty Cycle	Duty Factor (dB)
802.11a	0.982	0.079
802.11n-20	0.98	0.088
802.11n-40	0.966	0.150
802.11ac-80	0.799	0.975

Note:

1. This device is an Intel® Dual Band Wireless-AC 8260 including an IEEE 802.11 a/n/ac WLAN transceiver.
2. Regarding to the operation frequency, the lowest, middle and highest frequency are selected to perform the test.
3. These tests were conducted on a sample of the equipment for the purpose of demonstrating compliance with Part 15 Subpart E for Unlicensed National Information Infrastructure devices.
4. This is to request a Class II permissive change for FCC ID: PD98260D2, originally granted on 05/26/2015.

The major change filed under this application is:

Changes in operation in U-NII-3 Band:

This device previously authorized under Section 15.247, a Class II permissive change reduce the Output Power through firmware filing to demonstrate compliance with the “New Rules”.

Test Mode	Mode 1 SISO A: Transmit (802.11a-6Mbps) Mode 1 SISO A: Transmit (802.11n-20BW 7.2Mbps) Mode 1 SISO A: Transmit (802.11n-40BW 15Mbps) Mode 1 SISO A: Transmit (802.11ac-80BW-32.5Mbps) Mode 2 SISO B: Transmit (802.11a-6Mbps) Mode 2 SISO B: Transmit (802.11n-20BW 7.2Mbps) Mode 2 SISO B: Transmit (802.11n-40BW 15Mbps) Mode 2 SISO B: Transmit (802.11ac-80BW-32.5Mbps) Mode 3 MIMO: Transmit (802.11n-20BW 14.4Mbps) Mode 3 MIMO: Transmit (802.11n-40BW 30Mbps) Mode 3 MIMO: Transmit (802.11ac-80BW-65Mbps) Mode 4 Beamforming: Transmit (802.11n-20BW 14.4Mbps) Mode 4 Beamforming: Transmit (802.11n-40BW 30Mbps) Mode 4 Beamforming: Transmit (802.11ac-80BW-65Mbps)
-----------	---

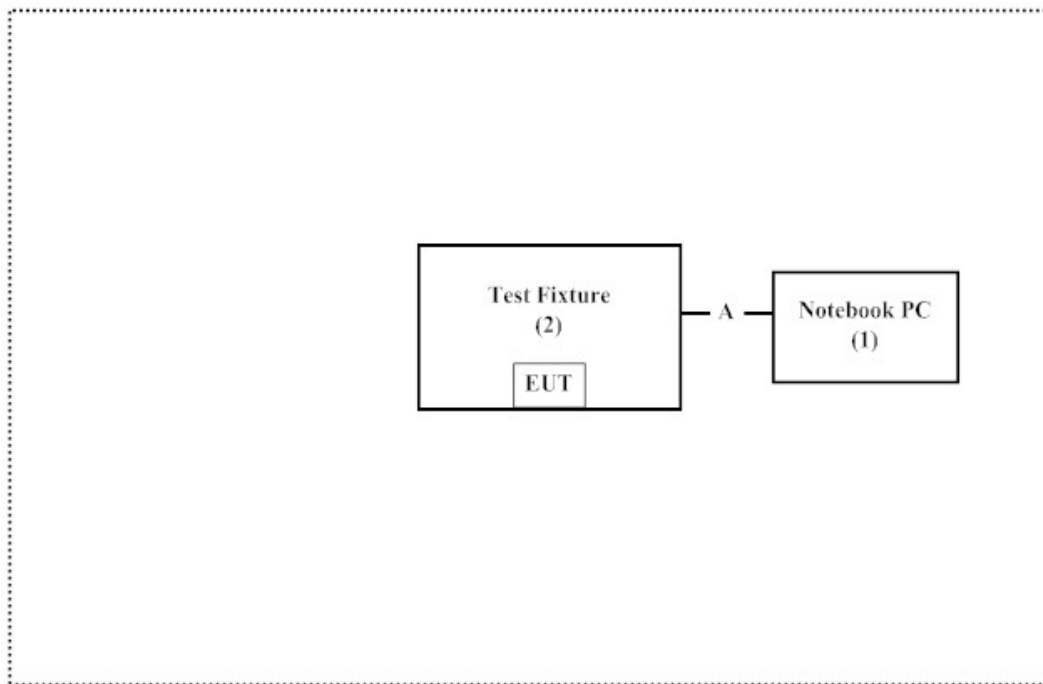
1.3. Tested System Details

The types for all equipment, plus descriptions of all cables used in the tested system (including inserted cards) are:

Product	Manufacturer	Model No.	Serial No.	Power Cord
(1) Notebook PC	DELL	N/A	N/A	Non-Shielded, 1.8m
(2) Test Fixture	Intel	N/A	N/A	N/A

Signal Cable Type	Signal cable Description
A Test fixture Cable	Non-Shielded, 1.0m

1.4. Configuration of tested System



1.5. EUT Exercise Software

- (1) Setup the EUT and peripherals as shown in section 1.4.
- (2) Execute “DRTU (Ver 1.8.1-01253)” program on the Notebook PC.
- (3) Configure the test mode, the test channel, and the data rate.
- (4) Start the continuous transmission.
- (5) Verify that the EUT works properly.

1.6. Test Facility

Ambient conditions in the laboratory:

Items	Required (IEC 68-1)	Actual
Temperature (°C)	15-35	20-35
Humidity (%RH)	25-75	50-65
Barometric pressure (mbar)	860-1060	950-1000

The related certificate for our laboratories about the test site and management system can be downloaded from QuieTek Corporation's Web Site : <http://www.quietek.com/chinese/about/certificates.aspx?bval=5>

The address and introduction of QuieTek Corporation's laboratories can be founded in our Web site : <http://www.quietek.com/>

Site Description: File on
 Federal Communications Commission
 FCC Engineering Laboratory
 7435 Oakland Mills Road
 Columbia, MD 21046
 Registration Number: 92195

Site Name: Quietek Corporation
 Site Address: No.5-22, Ruishukeng,
 Linkou Dist. New Taipei City 24451,
 Taiwan, R.O.C.
 TEL: 886-2-8601-3788 / FAX : 886-2-8601-3789
 E-Mail : service@quietek.com

FCC Accreditation Number: TW1014

2. Conducted Emission

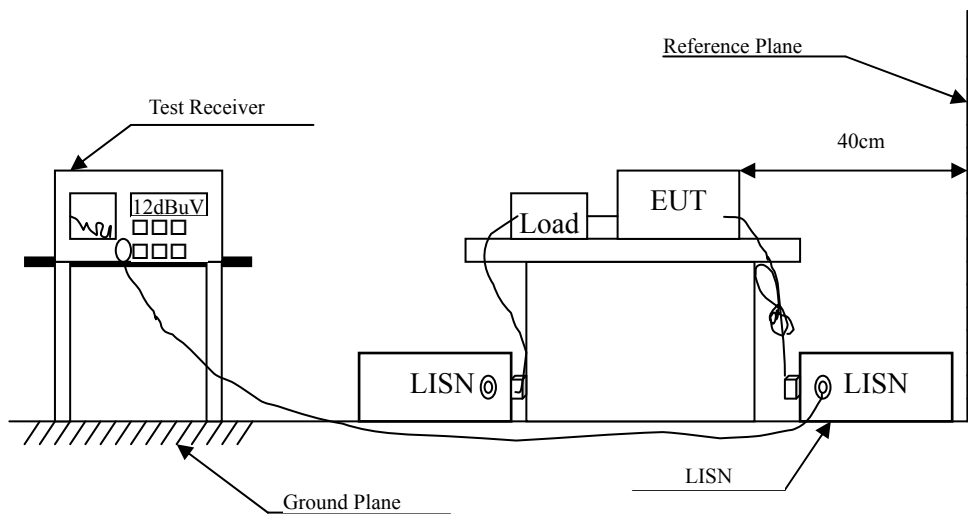
2.1. Test Equipment

	Equipment	Manufacturer	Model No. / Serial No.	Last Cal.	Remark
X	Test Receiver	R & S	ESCS 30 / 825442/018	Sep., 2014	
X	Artificial Mains Network	R & S	ENV4200 / 848411/10	Feb., 2015	Peripherals
X	LISN	R & S	ESH3-Z5 / 825562/002	Feb., 2015	EUT
	DC LISN	Schwarzbeck	8226 / 176	Mar, 2015	EUT
X	Pulse Limiter	R & S	ESH3-Z2 / 357.8810.52	Feb., 2015	
	No.1 Shielded Room				

Note:

1. All equipment is calibrated once a year or as required by manufacturer.
2. All equipment is calibrated to traceable calibration procedures.
3. The test instruments marked by "X" are used to measure the final test results.

2.2. Test Setup



2.3. Limits

FCC Part 15 Subpart C Paragraph 15.207 (dBuV) Limit		
Frequency MHz	Limits	
	QP	AV
0.15 - 0.50	66-56	56-46
0.50-5.0	56	46
5.0 - 30	60	50

Remarks : In the above table, the tighter limit applies at the band edges.

2.4. Test Procedure

The EUT and simulators are connected to the main power through a line impedance stabilization network (L.I.S.N.). This provides a 50 ohm /50uH coupling impedance for the measuring equipment. The peripheral devices are also connected to the main power through a LISN that provides a 50ohm /50uH coupling impedance with 50ohm termination. (Please refers to the block diagram of the test setup and photographs.)

Both sides of A.C. line are checked for maximum conducted interference. In order to find the maximum emission, the relative positions of equipment and all of the interface cables must be changed according to ANSI C63.10:2013 on conducted measurement.

Conducted emissions were investigated over the frequency range from 0.15MHz to 30MHz using a receiver bandwidth of 9kHz.

The EUT was setup to ANSI C63.4, 2014; tested to UNII test procedure of FCC KDB-789033 for compliance to FCC 47CFR Subpart E requirements.

2.5. Uncertainty

± 2.26 dB

2.6. Test Result of Conducted Emission

Product : Intel® Dual Band Wireless-AC 8260
 Test Item : Conducted Emission Test
 Power Line : Line 1
 Test Mode : Mode 1 SISO A: Transmit (802.11ac-80BW-32.5Mbps) (5775MHz)

Frequency MHz	Correct Factor dB	Reading Level dBuV	Measurement Level dBuV	Margin dB	Limit dBuV
LINE 1					
Quasi-Peak					
0.150	9.671	37.200	46.871	-19.129	66.000
0.177	9.663	31.310	40.973	-24.256	65.229
0.209	9.661	29.790	39.451	-24.863	64.314
0.568	9.680	29.690	39.370	-16.630	56.000
2.345	9.783	20.130	29.913	-26.087	56.000
18.904	10.052	12.050	22.102	-37.898	60.000
Average					
0.150	9.671	30.480	40.151	-15.849	56.000
0.177	9.663	22.920	32.583	-22.646	55.229
0.209	9.661	22.410	32.071	-22.243	54.314
0.568	9.680	20.990	30.670	-15.330	46.000
2.345	9.783	10.320	20.103	-25.897	46.000
18.904	10.052	5.580	15.632	-34.368	50.000

Note:

1. All Reading Levels are Quasi-Peak and average value.
2. "■" means the worst emission level.
3. Measurement Level = Reading Level + Correct Factor

Product : Intel® Dual Band Wireless-AC 8260
 Test Item : Conducted Emission Test
 Power Line : Line 2
 Test Mode : Mode 1 SISO A: Transmit (802.11ac-80BW-32.5Mbps) (5775MHz)

Frequency MHz	Correct Factor dB	Reading Level dBuV	Measurement Level dBuV	Margin dB	Limit dBuV
LINE 2					
Quasi-Peak					
0.150	9.671	36.650	46.321	-19.679	66.000
0.181	9.662	32.960	42.622	-22.492	65.114
0.541	9.679	28.470	38.149	-17.851	56.000
0.568	9.680	28.610	38.290	-17.710	56.000
2.361	9.783	21.160	30.943	-25.057	56.000
19.377	10.186	11.950	22.136	-37.864	60.000
Average					
0.150	9.671	28.540	38.211	-17.789	56.000
0.181	9.662	16.730	26.392	-28.722	55.114
0.541	9.679	24.960	34.639	-11.361	46.000
0.568	9.680	23.240	32.920	-13.080	46.000
2.361	9.783	11.660	21.443	-24.557	46.000
19.377	10.186	2.690	12.876	-37.124	50.000

Note:

1. All Reading Levels are Quasi-Peak and average value.
2. "■" means the worst emission level.
3. Measurement Level = Reading Level + Correct Factor

Product : Intel® Dual Band Wireless-AC 8260
 Test Item : Conducted Emission Test
 Power Line : Line 1
 Test Mode : Mode 2 SISO B: Transmit (802.11ac-80BW-32.5Mbps) (5775MHz)

Frequency MHz	Correct Factor dB	Reading Level dBuV	Measurement Level dBuV	Margin dB	Limit dBuV
LINE 1					
Quasi-Peak					
0.181	9.662	33.990	43.652	-21.462	65.114
0.212	9.661	31.230	40.891	-23.338	64.229
0.240	9.663	25.890	35.553	-27.876	63.429
0.556	9.680	27.050	36.730	-19.270	56.000
2.337	9.783	20.830	30.613	-25.387	56.000
19.638	10.058	10.950	21.008	-38.992	60.000
Average					
0.181	9.662	27.390	37.052	-18.062	55.114
0.212	9.661	21.190	30.851	-23.378	54.229
0.240	9.663	15.470	25.133	-28.296	53.429
0.556	9.680	14.240	23.920	-22.080	46.000
2.337	9.783	17.520	27.303	-18.697	46.000
19.638	10.058	2.410	12.468	-37.532	50.000

Note:

1. All Reading Levels are Quasi-Peak and average value.
2. “█” means the worst emission level.
3. Measurement Level = Reading Level + Correct Factor

Product : Intel® Dual Band Wireless-AC 8260
 Test Item : Conducted Emission Test
 Power Line : Line 2
 Test Mode : Mode 2 SISO B: Transmit (802.11ac-80BW-32.5Mbps) (5775MHz)

Frequency MHz	Correct Factor dB	Reading Level dBuV	Measurement Level dBuV	Margin dB	Limit dBuV
LINE 2					
Quasi-Peak					
0.181	9.662	32.640	42.302	-22.812	65.114
0.212	9.661	28.890	38.551	-25.678	64.229
0.244	9.663	25.180	34.843	-28.471	63.314
0.545	9.679	28.910	38.589	-17.411	56.000
2.365	9.784	20.810	30.594	-25.406	56.000
19.240	10.185	11.360	21.545	-38.455	60.000
Average					
0.181	9.662	24.960	34.622	-20.492	55.114
0.212	9.661	20.580	30.241	-23.988	54.229
0.244	9.663	17.960	27.623	-25.691	53.314
0.545	9.679	27.290	36.969	-9.031	46.000
2.365	9.784	15.040	24.824	-21.176	46.000
19.240	10.185	5.340	15.525	-34.475	50.000

Note:

1. All Reading Levels are Quasi-Peak and average value.
2. "■" means the worst emission level.
3. Measurement Level = Reading Level + Correct Factor

Product : Intel® Dual Band Wireless-AC 8260
 Test Item : Conducted Emission Test
 Power Line : Line 1
 Test Mode : Mode 3 MIMO: Transmit (802.11ac-80BW-65Mbps) (5775MHz)

Frequency MHz	Correct Factor dB	Reading Level dBuV	Measurement Level dBuV	Margin dB	Limit dBuV
LINE 1					
Quasi-Peak					
0.150	9.671	37.200	46.871	-19.129	66.000
0.177	9.663	31.310	40.973	-24.256	65.229
0.209	9.661	29.790	39.451	-24.863	64.314
0.568	9.680	29.690	39.370	-16.630	56.000
2.345	9.783	20.130	29.913	-26.087	56.000
18.904	10.052	12.050	22.102	-37.898	60.000
Average					
0.150	9.671	30.480	40.151	-15.849	56.000
0.177	9.663	22.920	32.583	-22.646	55.229
0.209	9.661	22.410	32.071	-22.243	54.314
0.568	9.680	20.990	30.670	-15.330	46.000
2.345	9.783	10.320	20.103	-25.897	46.000
18.904	10.052	5.580	15.632	-34.368	50.000

Note:

1. All Reading Levels are Quasi-Peak and average value.
2. “” means the worst emission level.
3. Measurement Level = Reading Level + Correct Factor

Product : Intel® Dual Band Wireless-AC 8260
 Test Item : Conducted Emission Test
 Power Line : Line 2
 Test Mode : Mode 3 MIMO: Transmit (802.11ac-80BW-65Mbps) (5775MHz)

Frequency MHz	Correct Factor dB	Reading Level dBuV	Measurement Level dBuV	Margin dB	Limit dBuV
LINE 2					
Quasi-Peak					
0.150	9.671	36.650	46.321	-19.679	66.000
0.181	9.662	32.960	42.622	-22.492	65.114
0.541	9.679	28.470	38.149	-17.851	56.000
0.568	9.680	28.610	38.290	-17.710	56.000
2.361	9.783	21.160	30.943	-25.057	56.000
19.377	10.186	11.950	22.136	-37.864	60.000
Average					
0.150	9.671	28.540	38.211	-17.789	56.000
0.181	9.662	16.730	26.392	-28.722	55.114
0.541	9.679	24.960	34.639	-11.361	46.000
0.568	9.680	23.240	32.920	-13.080	46.000
2.361	9.783	11.660	21.443	-24.557	46.000
19.377	10.186	2.690	12.876	-37.124	50.000

Note:

1. All Reading Levels are Quasi-Peak and average value.
2. "■" means the worst emission level.
3. Measurement Level = Reading Level + Correct Factor

Product : Intel® Dual Band Wireless-AC 8260
 Test Item : Conducted Emission Test
 Power Line : Line 1
 Test Mode : Mode 4 Beamforming: Transmit (802.11ac-80BW-65Mbps) (5775MHz)

Frequency MHz	Correct Factor dB	Reading Level dBuV	Measurement Level dBuV	Margin dB	Limit dBuV
LINE 1					
Quasi-Peak					
0.185	9.661	30.760	40.421	-24.579	65.000
0.216	9.661	25.190	34.851	-29.263	64.114
0.548	9.679	29.650	39.329	-16.671	56.000
0.572	9.681	31.270	40.951	-15.049	56.000
2.408	9.785	20.030	29.815	-26.185	56.000
19.291	10.055	12.210	22.265	-37.735	60.000
Average					
0.185	9.661	17.750	27.411	-27.589	55.000
0.216	9.661	17.140	26.801	-27.313	54.114
0.548	9.679	27.680	37.359	-8.641	46.000
0.572	9.681	27.920	37.601	-8.399	46.000
2.408	9.785	12.710	22.495	-23.505	46.000
19.291	10.055	1.770	11.825	-38.175	50.000

Note:

1. All Reading Levels are Quasi-Peak and average value.
2. "█" means the worst emission level.
3. Measurement Level = Reading Level + Correct Factor

Product : Intel® Dual Band Wireless-AC 8260
 Test Item : Conducted Emission Test
 Power Line : Line 2
 Test Mode : Mode 4 Beamforming: Transmit (802.11ac-80BW-65Mbps) (5775MHz)

Frequency MHz	Correct Factor dB	Reading Level dBuV	Measurement Level dBuV	Margin dB	Limit dBuV
LINE 2					
Quasi-Peak					
0.177	9.663	31.230	40.893	-24.336	65.229
0.185	9.661	29.540	39.201	-25.799	65.000
0.209	9.661	28.730	38.391	-25.923	64.314
0.545	9.679	29.360	39.039	-16.961	56.000
2.302	9.782	20.150	29.932	-26.068	56.000
18.388	10.167	9.310	19.477	-40.523	60.000
Average					
0.177	9.663	24.550	34.213	-21.016	55.229
0.185	9.661	19.240	28.901	-26.099	55.000
0.209	9.661	20.360	30.021	-24.293	54.314
0.545	9.679	28.410	38.089	-7.911	46.000
2.302	9.782	14.470	24.252	-21.748	46.000
18.388	10.167	3.050	13.217	-36.783	50.000

Note:

1. All Reading Levels are Quasi-Peak and average value.
2. "■" means the worst emission level.
3. Measurement Level = Reading Level + Correct Factor

3. Maximun conducted output power

3.1. Test Equipment

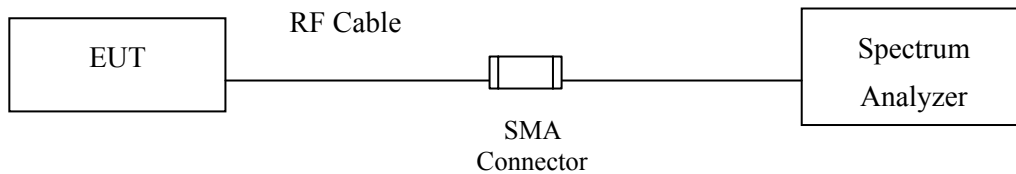
	Equipment	Manufacturer	Model No./Serial No.	Last Cal.
X	Power Meter	Anritsu	ML2495A/6K00003357	May, 2015
X	Power Sensor	Anritsu	MA2411B/0738448	Jun, 2015
X	Spectrum Analyzer	Agilent	N9010A / MY48030495	Apr., 2015

Note:

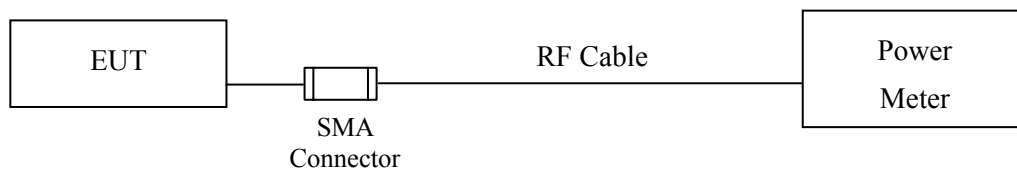
1. All equipments are calibrated with traceable calibrations. Each calibration is traceable to the national or international standards.
2. The test instruments marked with “X” are used to measure the final test results.

3.2. Test Setup

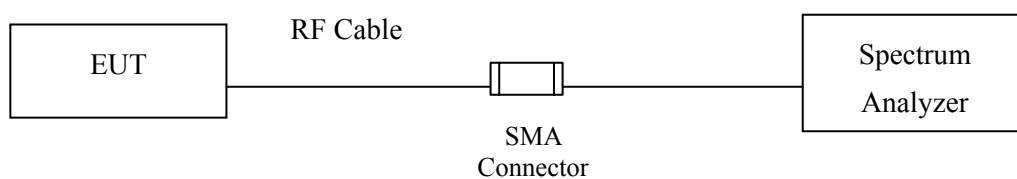
99% Occupied Bandwidth



Conduction Power Measurement (for 802.11a)



Conduction Power Measurement (for 802.11ac)



3.3. Limits

- (1) For the band 5.15-5.25 GHz,
 - (i) For an outdoor access point operating in the band 5.15-5.25 GHz, the maximum conducted output power over the frequency band of operation shall not exceed 1 W, provided the maximum antenna gain does not exceed 6 dBi. If transmitting antennas of directional gain greater than 6 dBi are used, the maximum conducted output power shall be reduced by the amount in dB that the directional gain of the antenna exceeds 6 dBi. The maximum e.i.r.p. at any elevation angle above 30 degrees as measured from the horizon must not exceed 125 mW (21 dBm).
 - (ii) For an indoor access point operating in the band 5.15-5.25 GHz, the maximum conducted output power over the frequency band of operation shall not exceed 1 W provided the maximum antenna gain does not exceed 6 dBi. In addition, If transmitting antennas of directional gain greater than 6 dBi are used, the maximum conducted output power shall be reduced by the amount in dB that the directional gain of the antenna exceeds 6 dBi.
 - (iii) For fixed point-to-point access points operating in the band 5.15-5.25 GHz, the maximum conducted output power over the frequency band of operation shall not exceed 1 W. Fixed point-to-point U-NII devices may employ antennas with directional gain up to 23 dBi without any corresponding reduction in the maximum conducted output power. For fixed point-to-point transmitters that employ a directional antenna gain greater than 23 dBi, a 1 dB reduction in maximum conducted output power is required for each 1 dB of antenna gain in excess of 23 dBi. Fixed, point-to-point operations exclude the use of point-to-multipoint systems, omnidirectional applications, and multiple collocated transmitters transmitting the same information. The operator of the U-NII device, or if the equipment is professionally installed, the installer, is responsible for ensuring that systems employing high gain directional antennas are used exclusively for fixed, point-to-point operations.
 - (iv) For mobile and portable client devices in the 5.15-5.25 GHz band, the maximum conducted output power over the frequency band of operation shall not exceed 250 mW provided the maximum antenna gain does not exceed 6 dBi. In addition, If transmitting antennas of directional gain greater than 6 dBi are used, the maximum conducted output power shall be reduced by the amount in dB that the directional gain of the antenna exceeds 6 dBi.
- (2) For the 5.25-5.35 GHz and 5.47-5.725 GHz bands, the maximum conducted output power over the frequency bands of operation shall not exceed the lesser of 250 mW or $11 \text{ dBm} + 10 \log B$, where B is the 26 dB emission bandwidth in megahertz. If transmitting antennas of directional gain greater than 6 dBi are used, the maximum conducted output power shall be reduced by the amount in dB that the directional gain of the antenna exceeds 6 dBi.
- (3) For the band 5.725-5.85 GHz, the maximum conducted output power over the frequency band of operation shall not exceed 1 W. In addition, If transmitting antennas of directional gain greater than 6 dBi are used, the maximum conducted output power shall be reduced by the amount in dB that the directional gain of the antenna exceeds 6 dBi. However, fixed point-to-point UNII devices operating in this band may employ transmitting antennas with directional gain greater than 6 dBi without any

corresponding reduction in transmitter conducted power. Fixed, point-to-point operations exclude the use of point-to-multipoint systems, omnidirectional applications, and multiple collocated transmitters transmitting the same information. The operator of the U-NII device, or if the equipment is professionally installed, the installer, is responsible for ensuring that systems employing high gain directional antennas are used exclusively for fixed, point-to-point operations.

3.4. Test Procedure

As an alternative to FCC KDB-789033, the EUT maximum conducted output power was measured with an average power meter employing a video bandwidth greater than the 6dB BW of the emission under test. Maximum conducted output power was read directly from the meter across all data rates, and across three channels within each sub-band. Special care was used to make sure that the EUT was transmitting in continuous mode. This method exceeds the limitations of FCC KDB-789033, and provides more accurate measurements.

802.11an (BW \leq 40MHz) Maximum conducted output power using KDB 789033 section E)3)a) Method PM (Measurement using an RF average power meter)

Note: the power meter have a video bandwidth that is greater than or equal to the measurement bandwidth, (Anritsu/ MA2411B video bandwidth: 65MHz)

802.11ac (BW=80MHz) Maximum conducted output power using KDB 789033 section E)2)b) Method SA-1 (trace averaging with the EUT transmitting at full power throughout each sweep).

When transmitted signals consist of two or more non-contiguous spectrum segments (e.g., 80+80 MHz mode) or when a single spectrum segment of a transmission crosses the boundary between two adjacent U-NII bands, KDB 644545 D01 section F) procedure is used for measurements.

3.5. Uncertainty

± 1.27 dB

3.6. Test Result of Maximum conducted output power

Product : Intel® Dual Band Wireless-AC 8260
 Test Item : Maximum conducted output power
 Test Site : No.3 OATS
 Test Mode : Mode 1 SISO A: Transmit (802.11a-6Mbps)

Cable loss=1dB		Maximum conducted output power								
Channel No.	Frequency (MHz)	Data Rate (Mbps)								Required Limit
		6	9	12	18	24	36	48	54	
		Measurement Level (dBm)								
149	5745	18.56	--	--	--	--	--	--	--	<30dBm
157	5785	20.55	20.48	20.41	20.34	20.27	20.20	20.13	20.06	<30dBm
165	5825	19.33	--	--	--	--	--	--	--	<30dBm

Note: Maximum conducted output power Value =Reading value on average power meter + cable loss

Maximum conducted output power Measurement:

Channel No	Frequency Range (MHz)	Output Power (dBm)	Duty Factor (dB)	Total Output Power (dBm)	Output Power Limit (dBm)
149	5745	18.56	0.079	18.639	30
157	5785	20.55	0.079	20.629	30
165	5825	19.33	0.079	19.409	30

Note: Total Output Power Value = Output Power value + Duty Factor

Product : Intel® Dual Band Wireless-AC 8260
 Test Item : Maximum conducted output power
 Test Site : No.3 OATS
 Test Mode : Mode 1 SISO A: Transmit (802.11n-20BW 7.2Mbps)

Cable loss=1dB		Maximum conducted output power								
Channel No.	Frequency (MHz)	Data Rate (Mbps)								Required Limit
		7.2	14.4	21.7	28.9	43.3	57.8	65	72.2	
		Measurement Level (dBm)								
149	5745	16.23	--	--	--	--	--	--	--	<30dBm
157	5785	20.71	20.64	20.57	20.50	20.43	20.36	20.29	20.22	<30dBm
165	5825	19.38	--	--	--	--	--	--	--	<30dBm

Note: Maximum conducted output power Value =Reading value on average power meter + cable loss

Maximum conducted output power Measurement:

Channel No	Frequency Range (MHz)	Output Power (dBm)	Duty Factor (dB)	Total Output Power (dBm)	Output Power Limit (dBm)
149	5745	16.23	0.088	16.318	30
157	5785	20.71	0.088	20.798	30
165	5825	19.38	0.088	19.468	30

Note: Total Output Power Value = Output Power value + Duty Factor

Product : Intel® Dual Band Wireless-AC 8260
 Test Item : Maximum conducted output power
 Test Site : No.3 OATS
 Test Mode : Mode 1 SISO A: Transmit (802.11n-40BW 15Mbps)

Cable loss=1dB		Maximum conducted output power								
Channel No.	Frequency (MHz)	Data Rate (Mbps)								Required Limit
		15	30	45	60	90	120	135	150	
		Measurement Level (dBm)								
151	5755	15.93	15.85	15.77	15.69	15.61	15.53	15.45	15.37	<30dBm
159	5795	18.87	--	--	--	--	--	--	--	<30dBm

Note: Maximum conducted output power Value =Reading value on average power meter + cable loss

Maximum conducted output power Measurement:

Channel No	Frequency Range (MHz)	Output Power (dBm)	Duty Factor (dB)	Total Output Power (dBm)	Output Power Limit (dBm)
151	5755	15.93	0.15	16.08	30
159	5795	18.87	0.15	19.02	30

Note: Total Output Power Value = Output Power value + Duty Factor

Product : Intel® Dual Band Wireless-AC 8260
 Test Item : Maximum conducted output power
 Test Site : No.3 OATS
 Test Mode : Mode 1 SISO A: Transmit (802.11ac-80BW-32.5Mbps)

Cable loss=1dB		Maximum conducted output power										Required Limit
Channel No	Frequency (MHz)	Data Rate (Mbps)										
		VTH0	VTH1	VTH2	VTH3	VTH4	VTH5	VTH6	VTH7	VTH8	VTH9	
155	5775	15.04	14.91	14.78	14.65	14.52	14.39	14.26	14.13	14	13.87	<30dBm

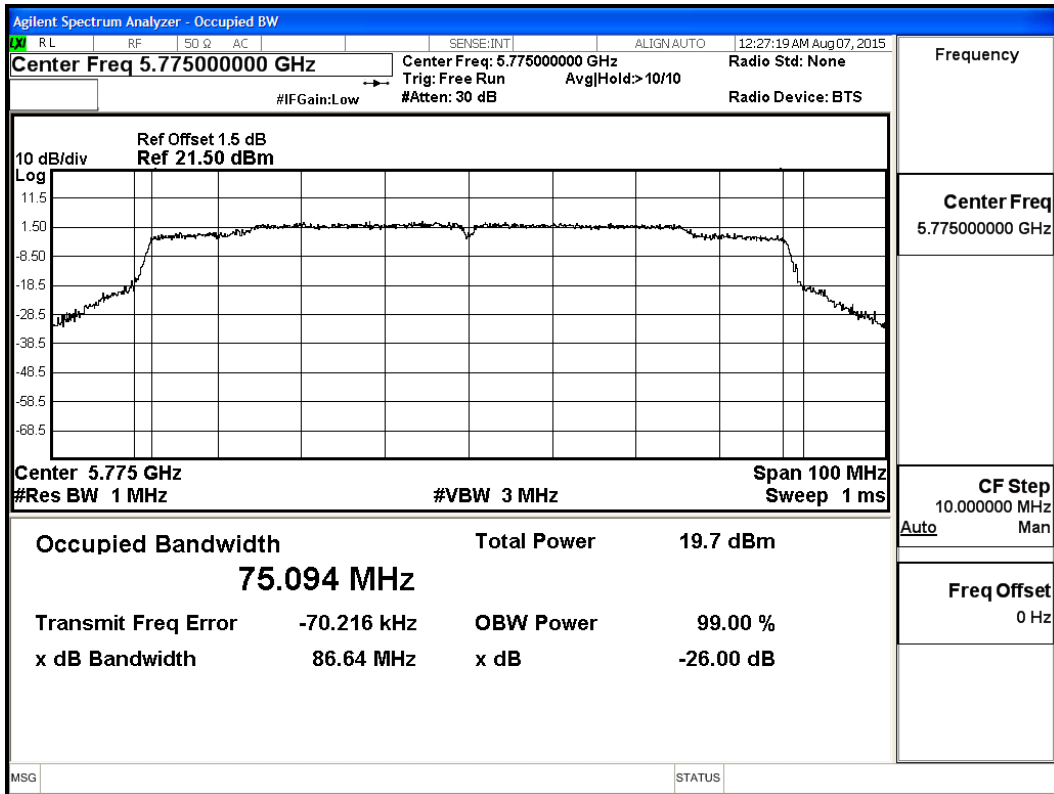
Note: Maximum conducted output power Value =Reading value on average power meter + cable loss

Maximum conducted output power Measurement:

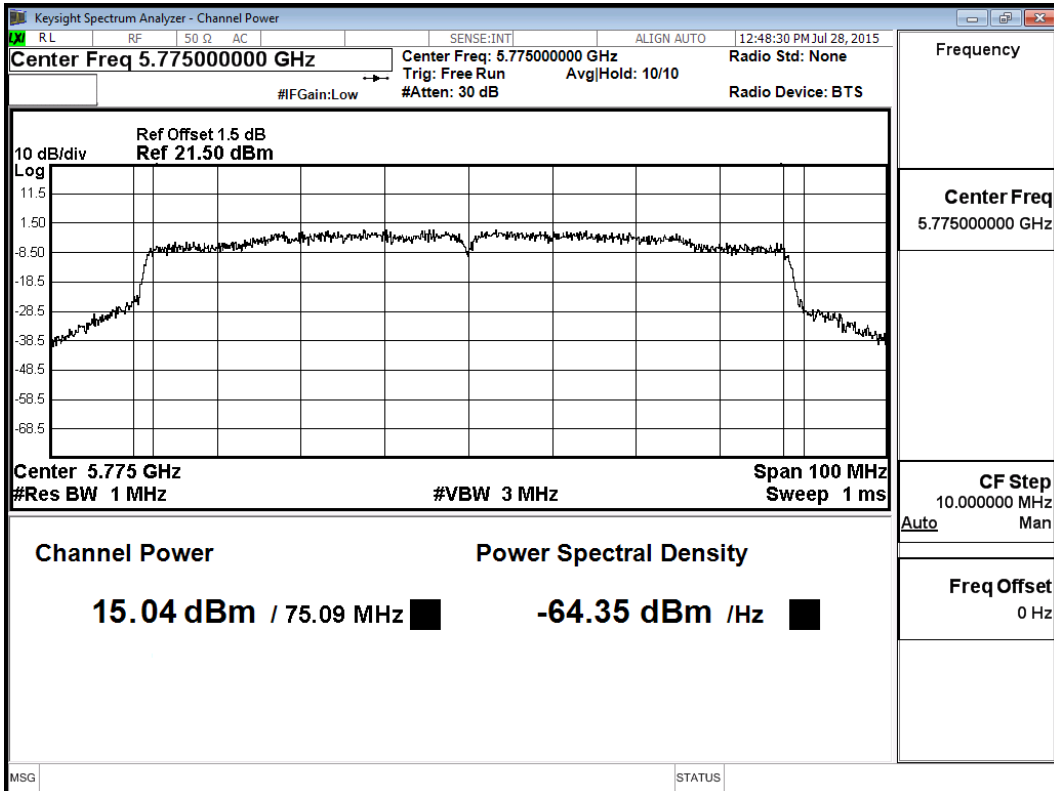
Channel No	Frequency Range (MHz)	Output Power (dBm)	Duty Factor (dB)	Total Output Power (dBm)	Output Power Limit (dBm)
155	5775	15.04	0.975	16.02	30

Note: Total Output Power Value = Output Power value + Duty Factor

**99% Occupied Bandwidth:
Channel 155**



**Maximum conducted output power:
Channel 155**



Product : Intel® Dual Band Wireless-AC 8260
 Test Item : Maximum conducted output power
 Test Site : No.3 OATS
 Test Mode : Mode 2 SISO B: Transmit (802.11a-6Mbps)

Cable loss=1dB		Maximum conducted output power								
Channel No.	Frequency (MHz)	Data Rate (Mbps)								Required Limit
		6	9	12	18	24	36	48	54	
		Measurement Level (dBm)								
149	5745	17.02	--	--	--	--	--	--	--	<30dBm
157	5785	20.53	20.41	20.29	20.17	20.05	19.93	19.81	19.69	<30dBm
165	5825	19.12	--	--	--	--	--	--	--	<30dBm

Note: Maximum conducted output power Value =Reading value on average power meter + cable loss

Maximum conducted output power Measurement:

Channel No	Frequency Range (MHz)	Output Power (dBm)	Duty Factor (dB)	Total Output Power (dBm)	Output Power Limit (dBm)
149	5745	17.02	0.079	17.099	30
157	5785	20.53	0.079	20.609	30
165	5825	19.12	0.079	19.199	30

Note: Total Output Power Value = Output Power value + Duty Factor

Product : Intel® Dual Band Wireless-AC 8260
 Test Item : Maximum conducted output power
 Test Site : No.3 OATS
 Test Mode : Mode 2 SISO B: Transmit (802.11n-20BW 7.2Mbps)

Cable loss=1dB		Maximum conducted output power								
Channel No.	Frequency (MHz)	Data Rate (Mbps)								Required Limit
		7.2	14.4	21.7	28.9	43.3	57.8	65	72.2	
		Measurement Level (dBm)								
149	5745	16.57	--	--	--	--	--	--	--	<30dBm
157	5785	20.46	20.38	20.30	20.22	20.14	20.06	19.98	19.90	<30dBm
165	5825	20.13	--	--	--	--	--	--	--	<30dBm

Note: Maximum conducted output power Value =Reading value on average power meter + cable loss

Maximum conducted output power Measurement:

Channel No	Frequency Range (MHz)	Output Power (dBm)	Duty Factor (dB)	Total Output Power (dBm)	Output Power Limit (dBm)
149	5745	16.57	0.088	16.658	30
157	5785	20.46	0.088	20.548	30
165	5825	20.13	0.088	20.218	30

Note: Total Output Power Value = Output Power value + Duty Factor

Product : Intel® Dual Band Wireless-AC 8260
 Test Item : Maximum conducted output power
 Test Site : No.3 OATS
 Test Mode : Mode 2 SISO B: Transmit (802.11n-40BW 15Mbps)

Cable loss=1dB		Maximum conducted output power								
Channel No.	Frequency (MHz)	Data Rate (Mbps)								Required Limit
		15	30	45	60	90	120	135	150	
		Measurement Level (dBm)								
151	5755	15.41	15.34	15.27	15.2	15.13	15.06	14.99	14.92	<30dBm
159	5795	17.86	--	--	--	--	--	--	--	<30dBm

Note: Maximum conducted output power Value =Reading value on average power meter + cable loss

Maximum conducted output power Measurement:

Channel No	Frequency Range (MHz)	Output Power (dBm)	Duty Factor (dB)	Total Output Power (dBm)	Output Power Limit (dBm)
151	5755	15.41	0.15	15.56	30
159	5795	17.86	0.15	18.01	30

Note: Total Output Power Value = Output Power value + Duty Factor

Product : Intel® Dual Band Wireless-AC 8260
 Test Item : Maximum conducted output power
 Test Site : No.3 OATS
 Test Mode : Mode 2 SISO B: Transmit (802.11ac-80BW-32.5Mbps)

Cable loss=1dB		Maximum conducted output power										
Channel No	Frequency (MHz)	Data Rate (Mbps)										Required Limit
		VTH0	VTH1	VTH2	VTH3	VTH4	VTH5	VTH6	VTH7	VTH8	VTH9	
155	5775	13.92	13.87	13.82	13.77	13.72	13.67	13.62	13.57	13.52	13.47	<30dBm

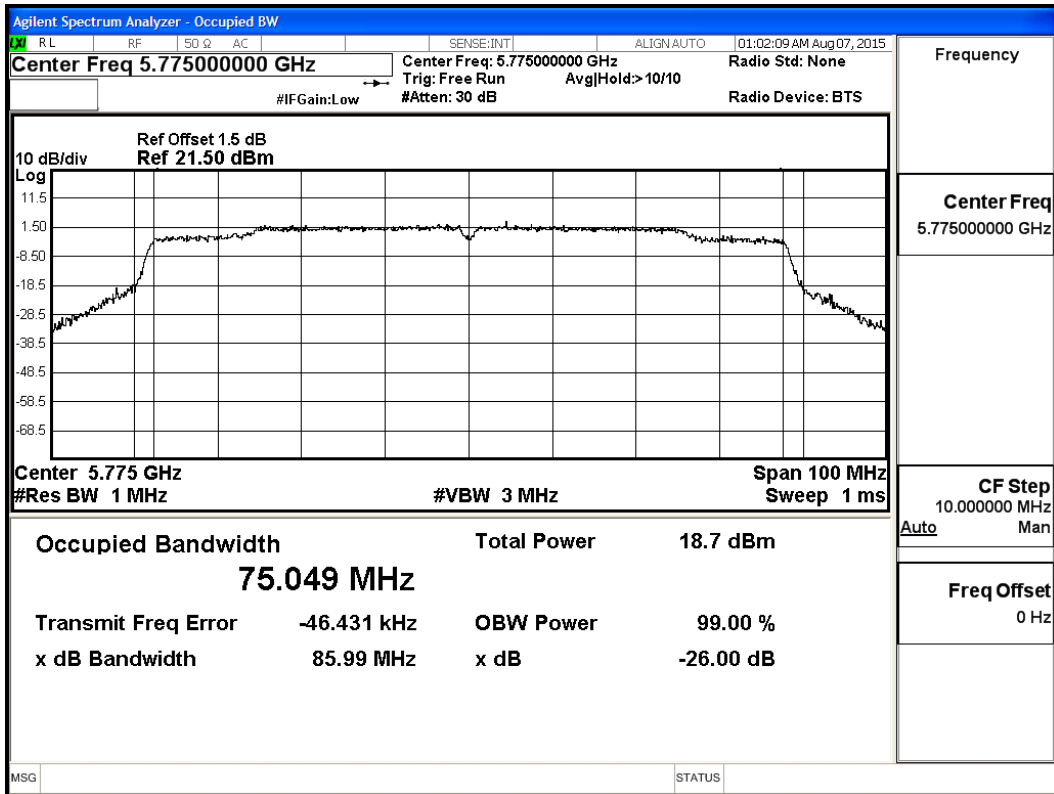
Note: Maximum conducted output power Value =Reading value on average power meter + cable loss

Maximum conducted output power Measurement:

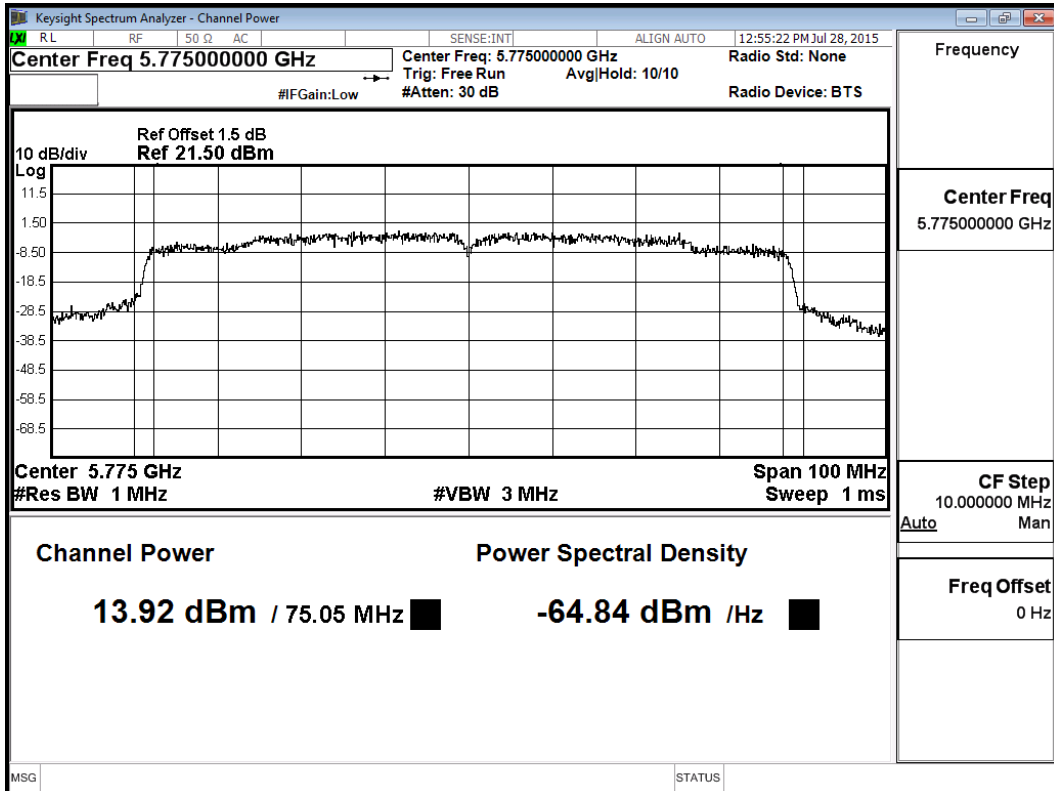
Channel No	Frequency Range (MHz)	Output Power (dBm)	Duty Factor (dB)	Total Output Power (dBm)	Output Power Limit (dBm)
155	5775	13.92	0.975	14.90	30

Note: Total Output Power Value = Output Power value + Duty Factor

**99% Occupied Bandwidth:
Channel 155**



**Maximum conducted output power:
Channel 155**



Product : Intel® Dual Band Wireless-AC 8260
 Test Item : Maximum conducted output power
 Test Site : No.3 OATS
 Test Mode : Mode 3 MIMO: Transmit (802.11n-20BW 14.4Mbps)

CHAIN A

Cable loss=1dB		Maximum conducted output power								
Channel No.	Frequency (MHz)	Data Rate (Mbps)								Required Limit
		14.4	28.9	43.3	57.8	86.7	115.6	130	144.4	
		Measurement Level (dBm)								
149	5745	16.05	--	--	--	--	--	--	--	<30dBm
157	5785	18.06	17.94	17.82	17.70	17.58	17.46	17.34	17.22	<30dBm
165	5825	19.25	--	--	--	--	--	--	--	<30dBm

Note: Maximum conducted output power Value =Reading value on average power meter + cable loss

CHAIN B

Cable loss=1dB		Maximum conducted output power								
Channel No.	Frequency (MHz)	Data Rate (Mbps)								Required Limit
		14.4	28.9	43.3	57.8	86.7	115.6	130	144.4	
		Measurement Level (dBm)								
149	5745	16.35	--	--	--	--	--	--	--	<30dBm
157	5785	17.97	17.91	17.85	17.79	17.73	17.67	17.61	17.55	<30dBm
165	5825	19.42	--	--	--	--	--	--	--	<30dBm

Note: Maximum conducted output power Value =Reading value on average power meter + cable loss

Maximum conducted output power Measurement:

(CHAIN A+ B)

Channel Number	Frequency (MHz)	Chain A Power (dBm)	Chain B Power (dBm)	Duty factor (dBm)	Output Power (dBm)	Output Power Limit
						(dBm)
149	5745	16.05	16.35	0.088	19.30	30
157	5785	18.06	17.97	0.088	21.11	30
165	5825	19.25	19.42	0.088	22.43	30

Note:

1. Power Output Value =Reading value on average power meter + cable loss
2. Output Power (dBm) = 10LOG (Chain A Power (mW)+ Chain B Power (mW)) + Duty Factor

Product : Intel® Dual Band Wireless-AC 8260
 Test Item : Maximum conducted output power
 Test Site : No.3 OATS
 Test Mode : Mode 3 MIMO: Transmit (802.11n-40BW 30Mbps)

CHAIN A

Cable loss=1dB		Maximum conducted output power								
Channel No.	Frequency (MHz)	Data Rate (Mbps)								Required Limit
		30	60	90	120	180	240	270	300	
		Measurement Level (dBm)								
151	5755	14.48	--	--	--	--	--	--	--	<30dBm
159	5795	17.40	17.32	17.24	17.16	17.08	17.00	16.92	16.84	<30dBm

Note: Maximum conducted output power Value =Reading value on average power meter + cable loss

CHAIN B

Cable loss=1dB		Maximum conducted output power								
Channel No.	Frequency (MHz)	Data Rate (Mbps)								Required Limit
		30	60	90	120	180	240	270	300	
		Measurement Level (dBm)								
151	5755	14.78	--	--	--	--	--	--	--	<30dBm
159	5795	17.32	17.24	17.16	17.08	17.03	16.92	16.84	16.76	<30dBm

Note: Maximum conducted output power Value =Reading value on average power meter + cable loss

Maximum conducted output power Measurement:

(CHAIN A+ B)

Channel Number	Frequency (MHz)	Chain A Power (dBm)	Chain B Power (dBm)	Duty factor (dBm)	Output Power (dBm)	Output Power Limit
						(dBm)
151	5755	14.48	14.78	0.150	17.64	30
159	5795	17.40	17.32	0.150	20.37	30

Note:

1. Power Output Value =Reading value on average power meter + cable loss
2. Output Power (dBm) = 10LOG (Chain A Power (mW)+ Chain B Power (mW)) + Duty Factor

Product : Intel® Dual Band Wireless-AC 8260
 Test Item : Maximum conducted output power
 Test Site : No.3 OATS
 Test Mode : Mode 3 MIMO: Transmit (802.11ac-80BW-65Mbps)

CHAIN A

Cable loss=1dB		Maximum conducted output power										
Channel No	Frequency (MHz)	Data Rate (Mbps)										Required Limit
		VTH0	VTH1	VTH2	VTH3	VTH4	VTH5	VTH6	VTH7	VTH8	VTH9	
155	5775	13.74	13.68	13.62	13.56	13.50	13.44	13.38	13.32	13.26	13.20	<30dBm

Note: Maximum conducted output power Value =Reading value on average power meter + cable loss

CHAIN B

Cable loss=1dB		Maximum conducted output power										
Channel No	Frequency (MHz)	Data Rate (Mbps)										Required Limit
		VTH0	VTH1	VTH2	VTH3	VTH4	VTH5	VTH6	VTH7	VTH8	VTH9	
155	5775	14.12	14.06	14.00	13.94	13.88	13.82	13.76	13.70	13.64	13.58	<30dBm

Note: Maximum conducted output power Value =Reading value on average power meter + cable loss

Maximum conducted output power Measurement:

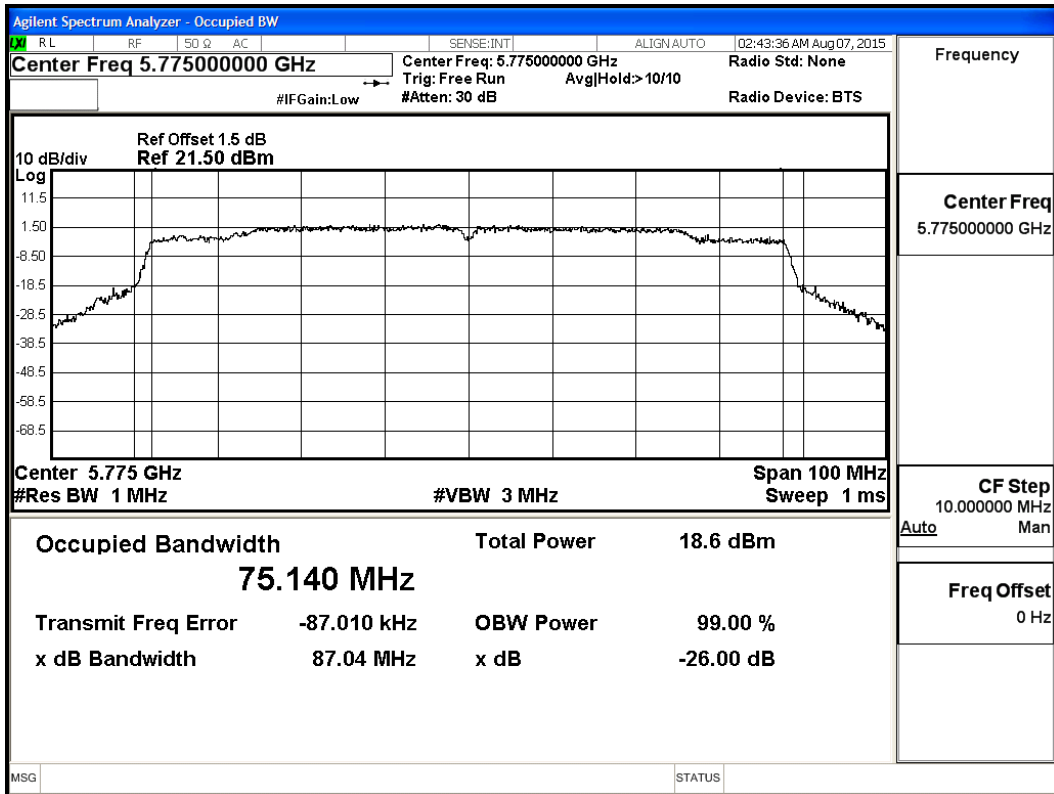
(CHAIN A+ B)

Channel Number	Frequency (MHz)	Chain A Power (dBm)	Chain B Power (dBm)	Duty Factor (dBm)	Output Power (dBm)	Output Power Limit
						(dBm)
155	5775	13.74	14.12	0.975	17.92	30

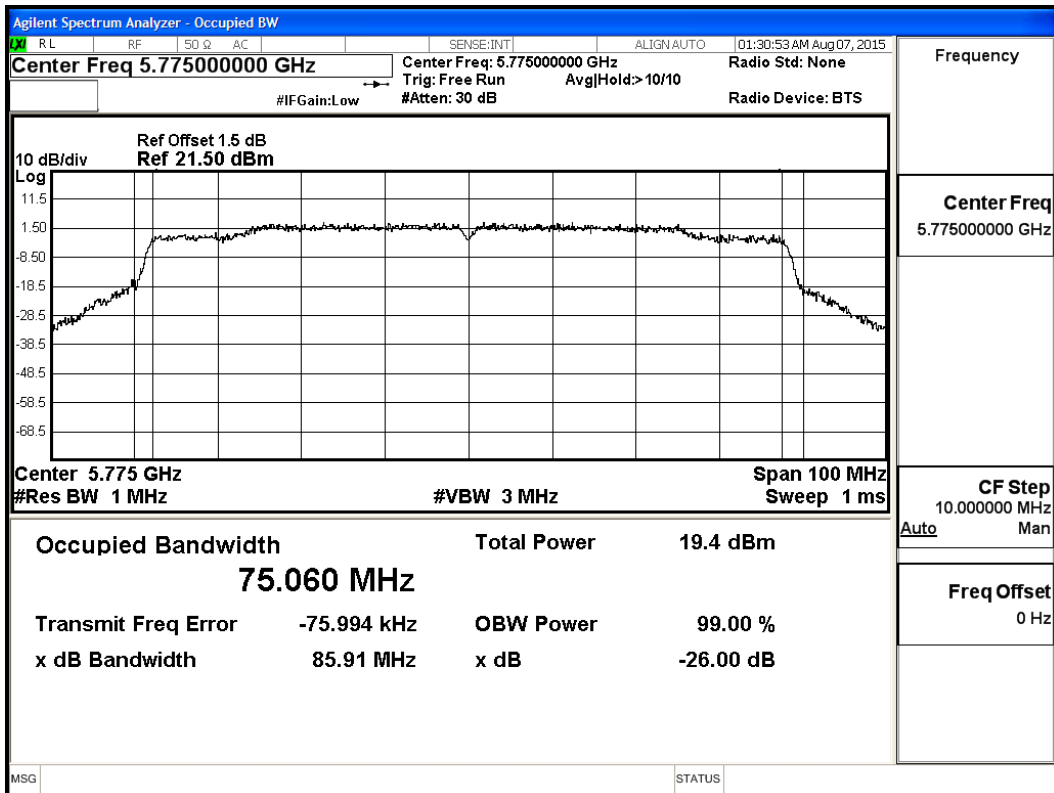
Note:

1. Power Output Value =Reading value on average power meter + cable loss
2. Output Power (dBm) = 10LOG (Chain A Power (mW)+ Chain B Power (mW)) + Duty Factor

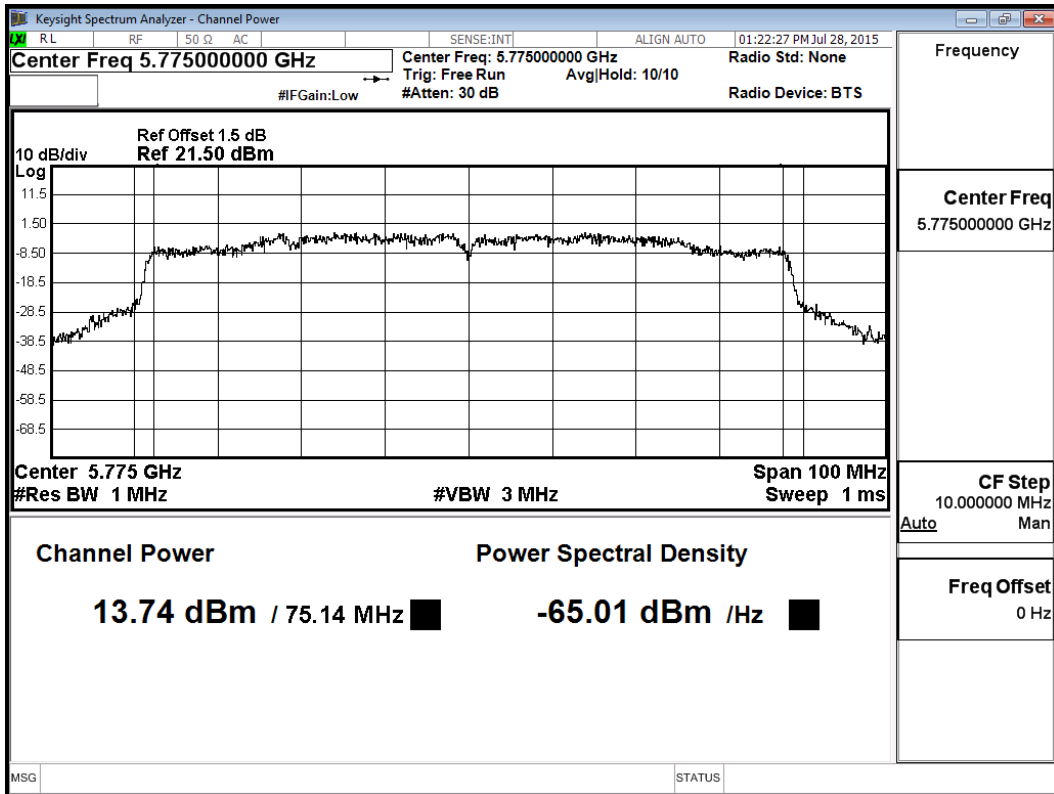
**99% Occupied Bandwidth:
Channel 155– Chain A**



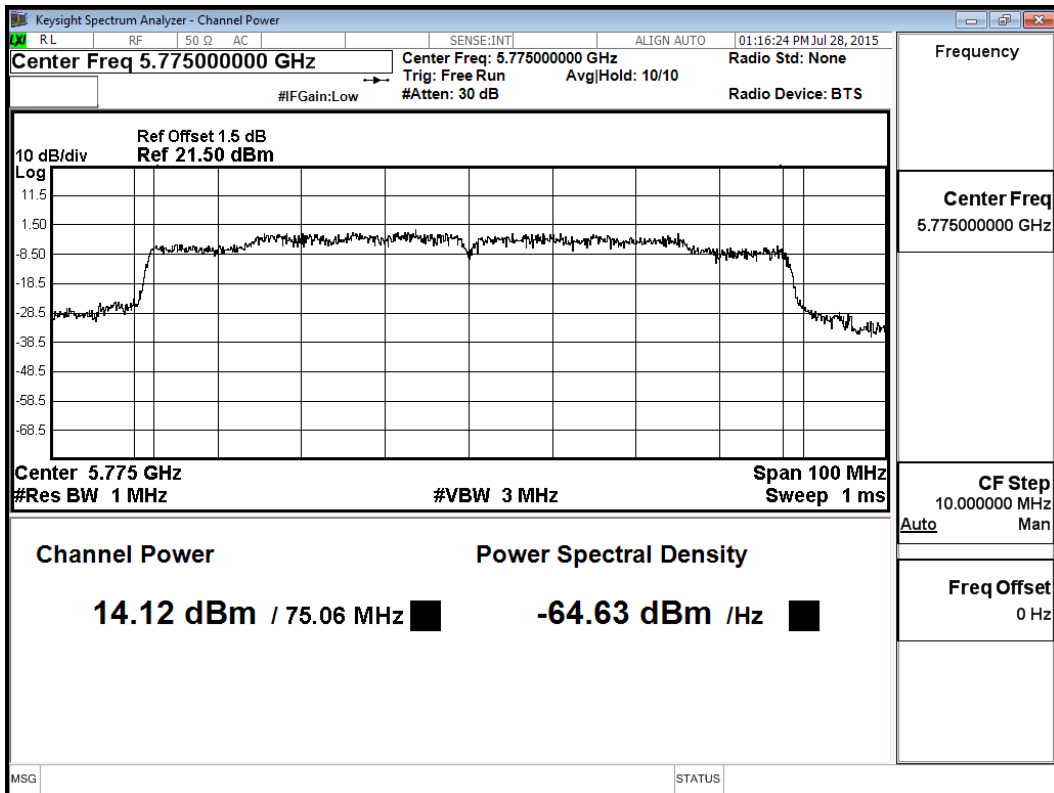
Channel 155– Chain B



**Maximum conducted output power:
Channel 155– Chain A**



Channel 155– Chain B



Product : Intel® Dual Band Wireless-AC 8260
 Test Item : Maximum conducted output power
 Test Site : No.3 OATS
 Test Mode : Mode 4 Beamforming: Transmit (802.11n-20BW 14.4Mbps)

CHAIN A

Cable loss=1dB		Maximum conducted output power								
Channel No.	Frequency (MHz)	Data Rate (Mbps)								Required Limit
		14.4	28.9	43.3	57.8	86.7	115.6	130	144.4	
		Measurement Level (dBm)								
149	5745	15.62	--	--	--	--	--	--	--	<30dBm
157	5785	17.88	17.79	17.70	17.61	17.52	17.43	17.34	17.25	<30dBm
165	5825	19.10	--	--	--	--	--	--	--	<30dBm

Note: Maximum conducted output power Value =Reading value on average power meter + cable loss

CHAIN B

Cable loss=1dB		Maximum conducted output power								
Channel No.	Frequency (MHz)	Data Rate (Mbps)								Required Limit
		14.4	28.9	43.3	57.8	86.7	115.6	130	144.4	
		Measurement Level (dBm)								
149	5745	15.92	--	--	--	--	--	--	--	<30dBm
157	5785	17.89	17.78	17.67	17.56	17.45	17.34	17.23	17.12	<30dBm
165	5825	19.38	--	--	--	--	--	--	--	<30dBm

Note: Maximum conducted output power Value =Reading value on average power meter + cable loss

Maximum conducted output power Measurement:

(CHAIN A+ B)

Channel Number	Frequency (MHz)	Chain A Power (dBm)	Chain B Power (dBm)	Duty Factor (dBm)	Output Power (dBm)	Output Power Limit
						(dBm)
149	5745	15.62	15.92	0.088	18.87	30
157	5785	17.88	17.89	0.088	20.98	30
165	5825	19.10	19.38	0.088	22.34	30

Note:

1. Power Output Value =Reading value on average power meter + cable loss
2. Output Power (dBm) = 10LOG (Chain A Power (mW)+ Chain B Power (mW)) + Duty Factor

Product : Intel® Dual Band Wireless-AC 8260
 Test Item : Maximum conducted output power
 Test Site : No.3 OATS
 Test Mode : Mode 4 Beamforming: Transmit (802.11n-40BW 30Mbps)

CHAIN A

Cable loss=1dB		Maximum conducted output power								
Channel No.	Frequency (MHz)	Data Rate (Mbps)								Required Limit
		30	60	90	120	180	240	270	300	
		Measurement Level (dBm)								
151	5755	14.38	--	--	--	--	--	--	--	<30dBm
159	5795	16.52	16.44	16.36	16.28	16.20	16.12	16.04	15.96	<30dBm

Note: Maximum conducted output power Value =Reading value on average power meter + cable loss

CHAIN B

Cable loss=1dB		Maximum conducted output power								
Channel No.	Frequency (MHz)	Data Rate (Mbps)								Required Limit
		30	60	90	120	180	240	270	300	
		Measurement Level (dBm)								
151	5755	14.72	--	--	--	--	--	--	--	<30dBm
159	5795	16.48	16.37	16.26	16.15	16.04	15.93	15.82	15.71	<30dBm

Note: Maximum conducted output power Value =Reading value on average power meter + cable loss

Maximum conducted output power Measurement:

(CHAIN A+ B)

Channel Number	Frequency (MHz)	Chain A Power (dBm)	Chain B Power (dBm)	Duty Factor (dBm)	Output Power (dBm)	Output Power Limit
						(dBm)
151	5755	14.38	14.72	0.150	17.56	30
159	5795	16.52	16.48	0.150	19.51	30

Note:

1. Power Output Value =Reading value on average power meter + cable loss
2. Output Power (dBm) = 10LOG (Chain A Power (mW)+ Chain B Power (mW)) + Duty Factor

Product : Intel® Dual Band Wireless-AC 8260
 Test Item : Maximum conducted output power
 Test Site : No.3 OATS
 Test Mode : Mode 4 Beamforming: Transmit (802.11ac-80BW-65Mbps)

CHAIN A

Cable loss=1dB		Maximum conducted output power										
Channel No	Frequency (MHz)	Data Rate (Mbps)										Required Limit
		VTH0	VTH1	VTH2	VTH3	VTH4	VTH5	VTH6	VTH7	VTH8	VTH9	
155	5775	13.20	13.02	12.84	12.66	12.48	12.30	12.12	11.94	11.76	11.58	<30dBm

Note: Maximum conducted output power Value =Reading value on average power meter + cable loss

CHAIN B

Cable loss=1dB		Maximum conducted output power										
Channel No	Frequency (MHz)	Data Rate (Mbps)										Required Limit
		VTH0	VTH1	VTH2	VTH3	VTH4	VTH5	VTH6	VTH7	VTH8	VTH9	
155	5775	13.62	13.54	13.47	13.40	13.33	13.26	13.19	13.12	13.05	12.98	<30dBm

Note: Maximum conducted output power Value =Reading value on average power meter + cable loss

Maximum conducted output power Measurement:

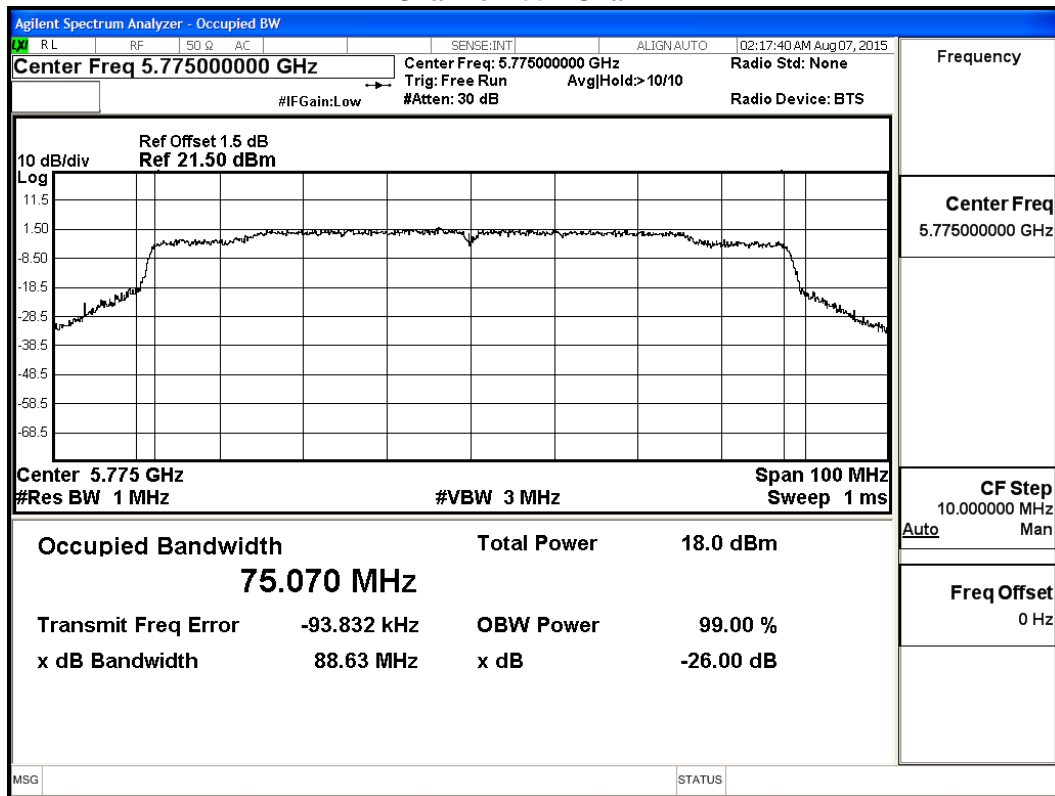
(CHAIN A+ B)

Channel Number	Frequency (MHz)	Chain A Power (dBm)	Chain B Power (dBm)	Duty Factor (dBm)	Output Power (dBm)	Output Power Limit
						(dBm)
155	5775	13.20	13.62	0.975	17.40	30

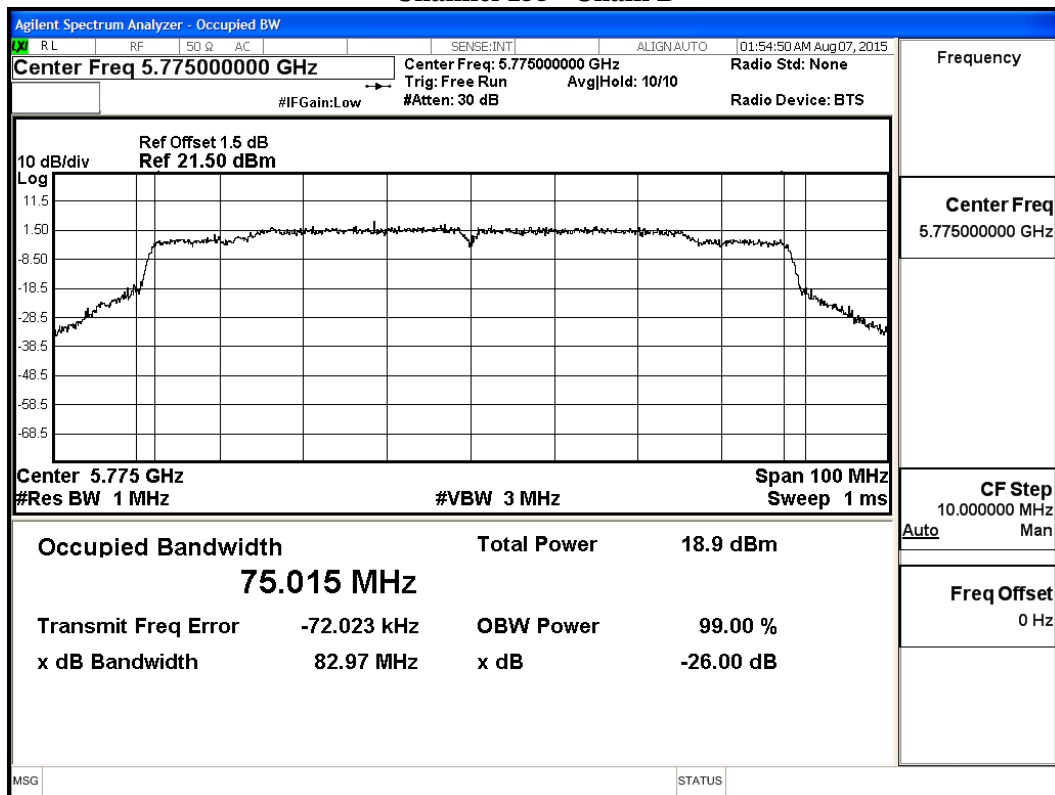
Note:

1. Power Output Value =Reading value on average power meter + cable loss
2. Output Power (dBm) = 10LOG (Chain A Power (mW)+ Chain B Power (mW)) + Duty Factor

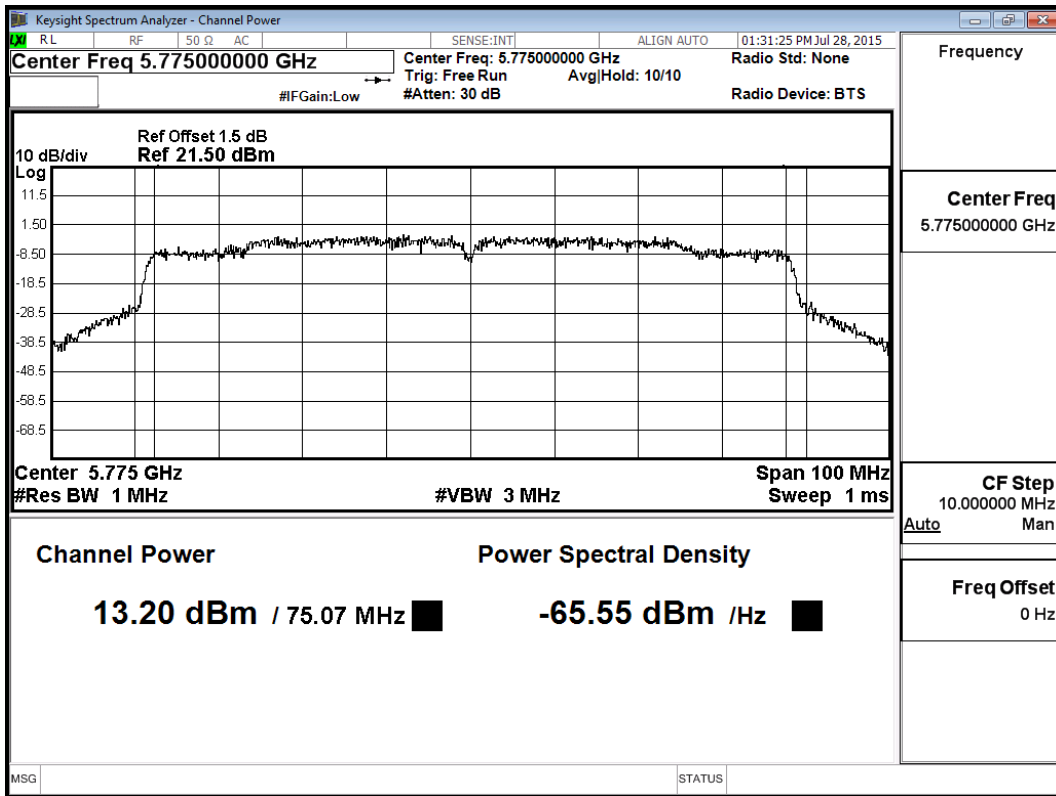
**99% Occupied Bandwidth:
Channel 155– Chain A**



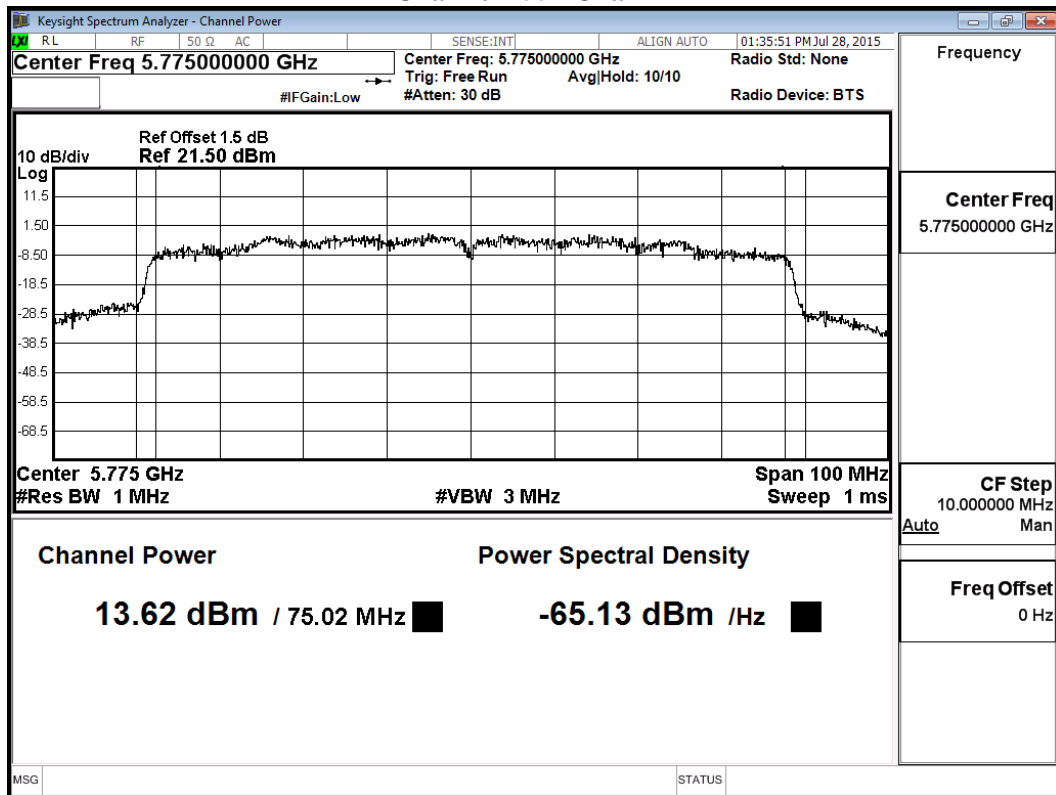
Channel 155– Chain B



Maximum conducted output power:
Channel 155– Chain A



Channel 155– Chain B



4. Peak Power Spectral Density

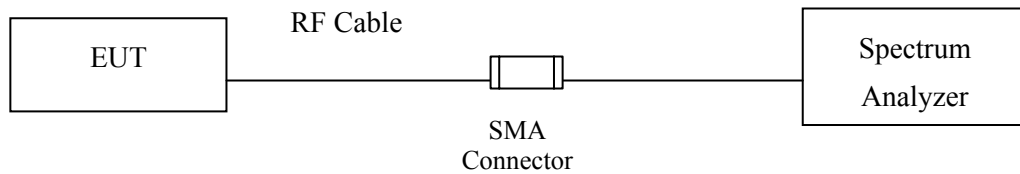
4.1. Test Equipment

	Equipment	Manufacturer	Model No./Serial No.	Last Cal.
	Spectrum Analyzer	R&S	FSP40 / 100170	Jun, 2015
	Spectrum Analyzer	Agilent	E4407B / US39440758	Jun, 2015
X	Spectrum Analyzer	Agilent	N9010A / MY48030495	Apr, 2015

Note:

1. All equipments are calibrated with traceable calibrations. Each calibration is traceable to the national or international standards.
2. The test instruments marked with “X” are used to measure the final test results.

4.2. Test Setup



4.3. Limits

- (1) For the band 5.15-5.25 GHz,
 - (i) For an outdoor access point operating in the band 5.15-5.25 GHz, the maximum power spectral density shall not exceed 17 dBm in any 1 megahertz band. If transmitting antennas of directional gain greater than 6 dBi are used, the maximum power spectral density shall be reduced by the amount in dB that the directional gain of the antenna exceeds 6 dBi.
 - (ii) For an indoor access point operating in the band 5.15-5.25 GHz, the maximum power spectral density shall not exceed 17 dBm in any 1 megahertz band. If transmitting antennas of directional gain greater than 6 dBi are used, the maximum power spectral density shall be reduced by the amount in dB that the directional gain of the antenna exceeds 6 dBi.
 - (iii) For fixed point-to-point access points operating in the band 5.15-5.25 GHz, the maximum conducted output power over the frequency band of operation shall not exceed 1 W. Fixed point-to-point U-NII devices may employ antennas with directional gain up to 23 dBi without any corresponding reduction in the maximum conducted output power or maximum power spectral density. For fixed point-to-point transmitters that employ a directional antenna gain greater than 23 dBi, a 1 dB reduction in maximum conducted output power and maximum power spectral density is required for each 1 dB of antenna gain in excess of 23 dBi. Fixed, point-to-point operations exclude

the use of point-to-multipoint systems, omnidirectional applications, and multiple collocated transmitters transmitting the same information. The operator of the U-NII device, or if the equipment is professionally installed, the installer, is responsible for ensuring that systems employing high gain directional antennas are used exclusively for fixed, point-to-point operations.

(iv) For mobile and portable client devices in the 5.15-5.25 GHz band, the maximum power spectral density shall not exceed 11 dBm in any 1 megahertz band. If transmitting antennas of directional gain greater than 6 dBi are used, the maximum power spectral density shall be reduced by the amount in dB that the directional gain of the antenna exceeds 6 dBi.+

- (2) For the 5.25-5.35 GHz and 5.47-5.725 GHz bands, the maximum power spectral density shall not exceed 11 dBm in any 1 megahertz band. If transmitting antennas of directional gain greater than 6 dBi are used, the maximum power spectral density shall be reduced by the amount in dB that the directional gain of the antenna exceeds 6 dBi.
- (3) For the band 5.725-5.85 GHz, the maximum power spectral density shall not exceed 30 dBm in any 500-kHz band. If transmitting antennas of directional gain greater than 6 dBi are used, the maximum power spectral density shall be reduced by the amount in dB that the directional gain of the antenna exceeds 6 dBi. However, fixed point-to-point UNII devices operating in this band may employ transmitting antennas with directional gain greater than 6 dBi without any corresponding reduction in transmitter conducted power. Fixed, point-to-point operations exclude the use of point-to-multipoint systems, omnidirectional applications, and multiple collocated transmitters transmitting the same information. The operator of the U-NII device, or if the equipment is professionally installed, the installer, is responsible for ensuring that systems employing high gain directional antennas are used exclusively for fixed, point-to-point operations.

4.4. Test Procedure

The EUT was setup to ANSI C63.10, 2013; tested to UNII test procedure of FCC KDB-789033 for compliance to FCC 47CFR Subpart E requirements.

The Peak Power Spectral Density using KDB 789033 section F) procedure, Create an average power spectrum for the EUT operating mode being tested by following the instructions in section E)2) for measuring maximum conducted output power using a spectrum analyzer.

SA-1 method is selected to run the test.

Scale the observed power level to an equivalent value in 500 kHz by adjusting (increase) the measured power by a bandwidth correction factor (BWCF) where $BWCF = 10\log(500\text{ kHz}/100\text{ kHz}) = 6.98\text{ dB}$.

4.5. Uncertainty

± 1.27 dB

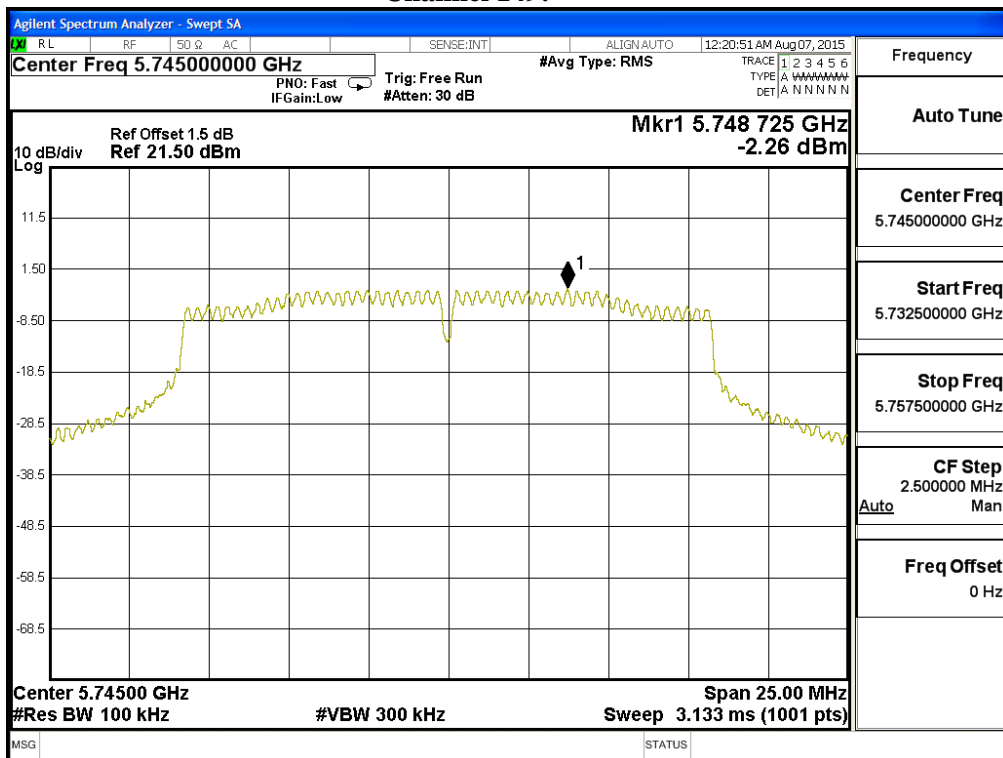
4.6. Test Result of Peak Power Spectral Density

Product : Intel® Dual Band Wireless-AC 8260
 Test Item : Peak Power Spectral Density
 Test Site : No.3 OATS
 Test Mode : Mode 1 SISO A: Transmit (802.11a-6Mbps)

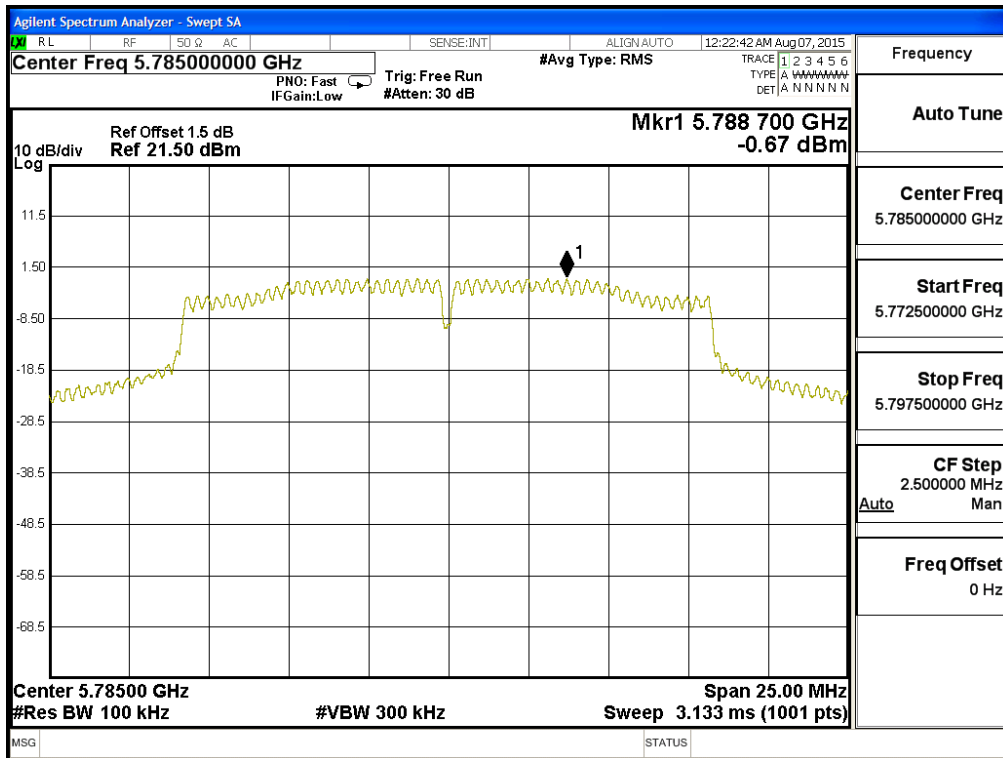
Channel Number	Frequency (MHz)	PPSD (dBm)	BWCF (dB)	Duty Factor (dBm)	Total PPSD (dBm)	Required Limit (dBm)	Result
149	5745	-2.260	6.980	0.079	4.799	<30	Pass
157	5785	-0.670	6.980	0.079	6.389	<30	Pass
165	5825	-1.930	6.980	0.079	5.129	<30	Pass

Note: Total PPSD = PPSD value + BWCF + Duty Factor

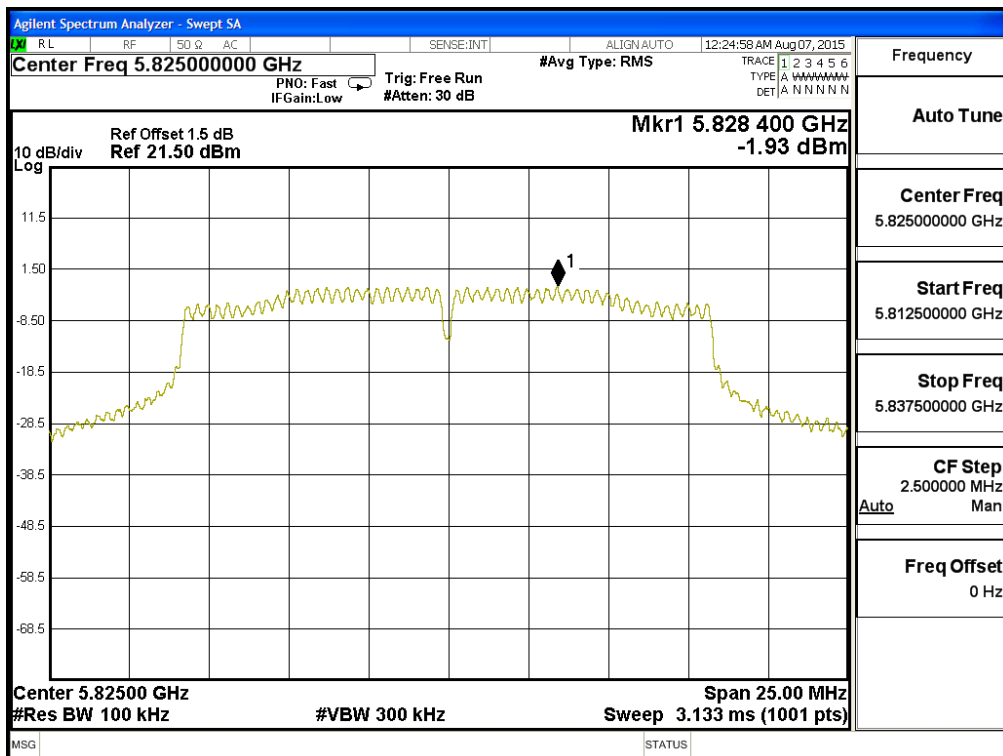
Channel 149:



Channel 157:



Channel 165:

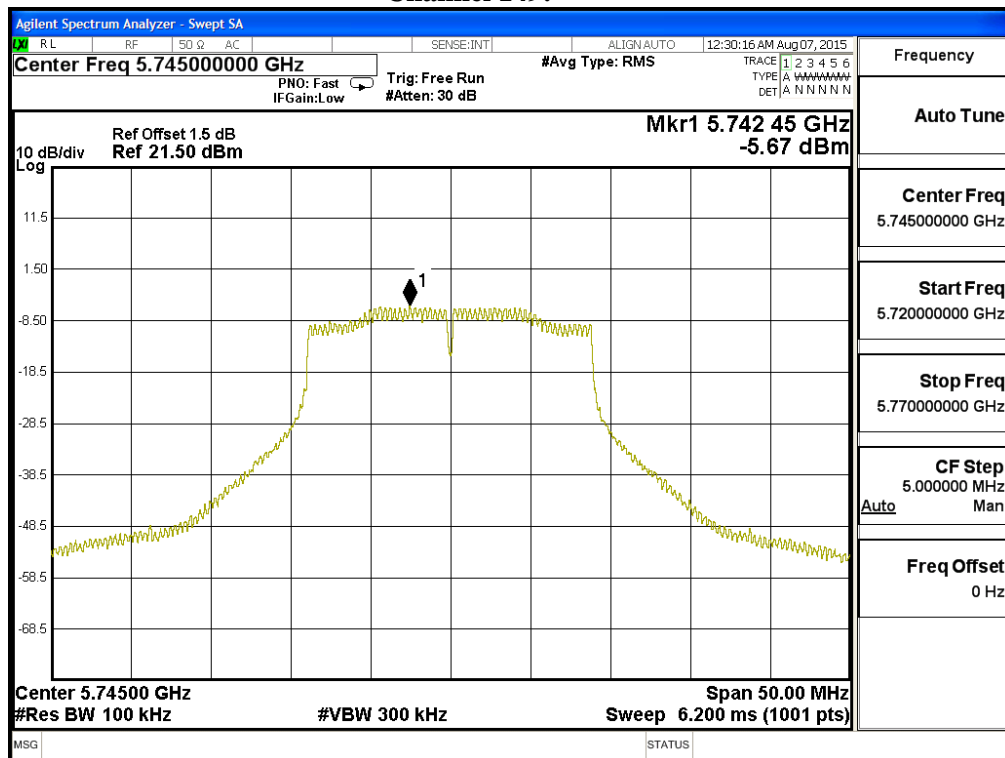


Product : Intel® Dual Band Wireless-AC 8260
 Test Item : Peak Power Spectral Density
 Test Site : No.3 OATS
 Test Mode : Mode 1 SISO A: Transmit (802.11n-20BW 7.2Mbps)

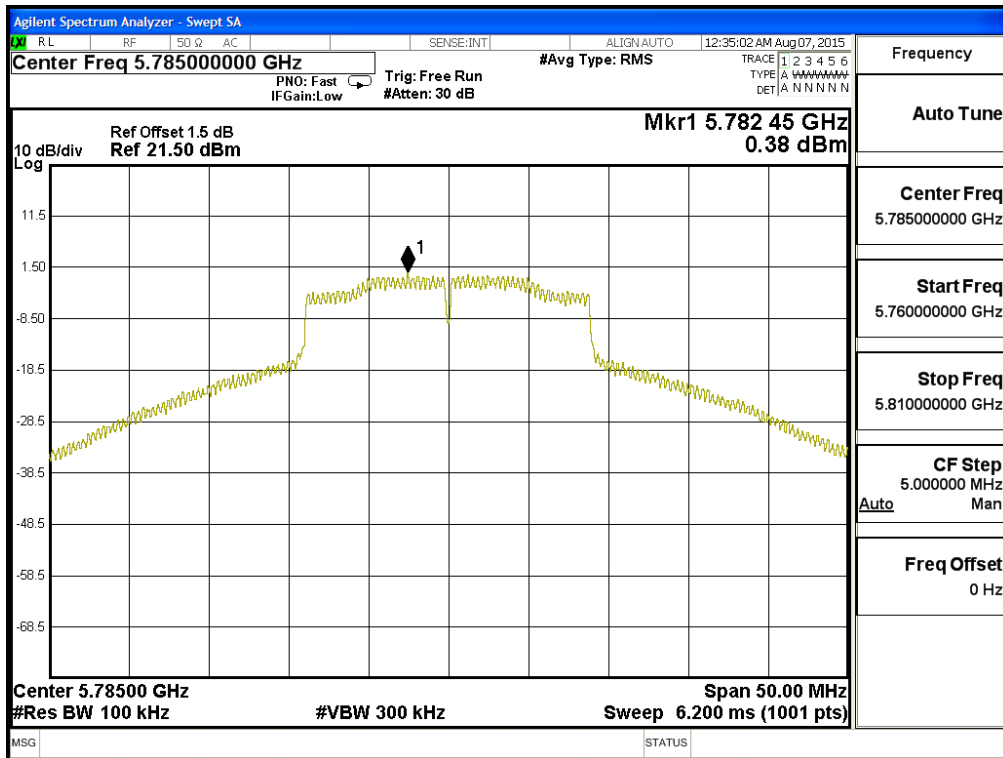
Channel Number	Frequency (MHz)	PPSD (dBm)	BWCF (dB)	Duty Factor (dBm)	Total PPSD (dBm)	Required Limit (dBm)	Result
149	5745	-5.670	6.980	0.088	1.398	<30	Pass
157	5785	0.380	6.980	0.088	7.448	<30	Pass
165	5825	-1.430	6.980	0.088	5.638	<30	Pass

Note: Total PPSD = PPSD value + BWCF + Duty Factor

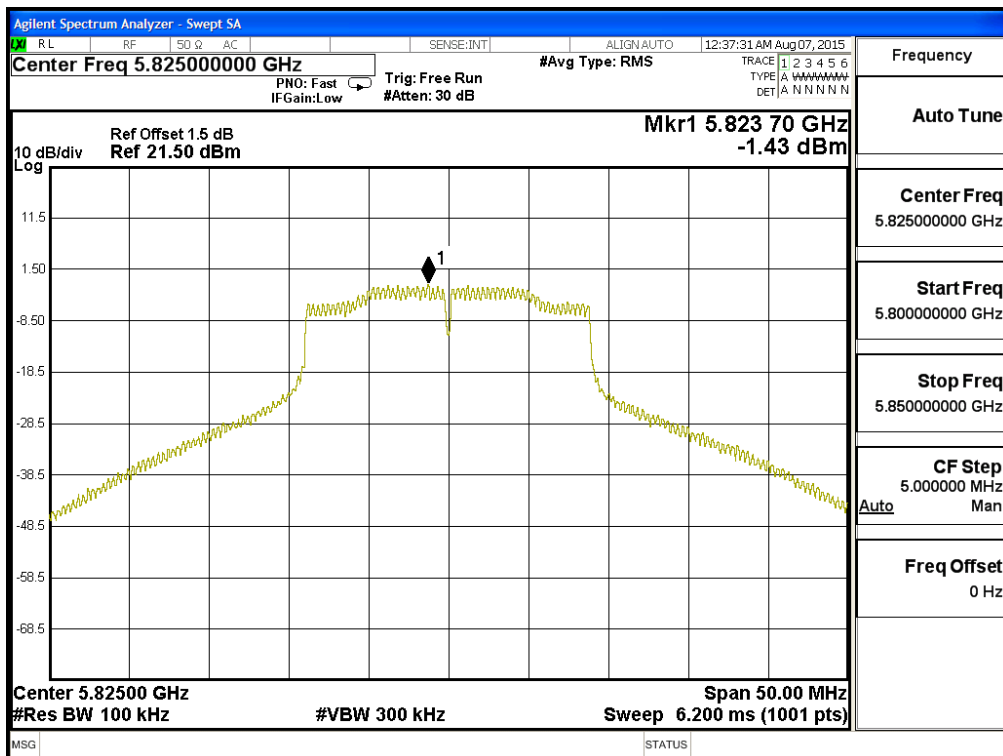
Channel 149:



Channel 157:



Channel 165:

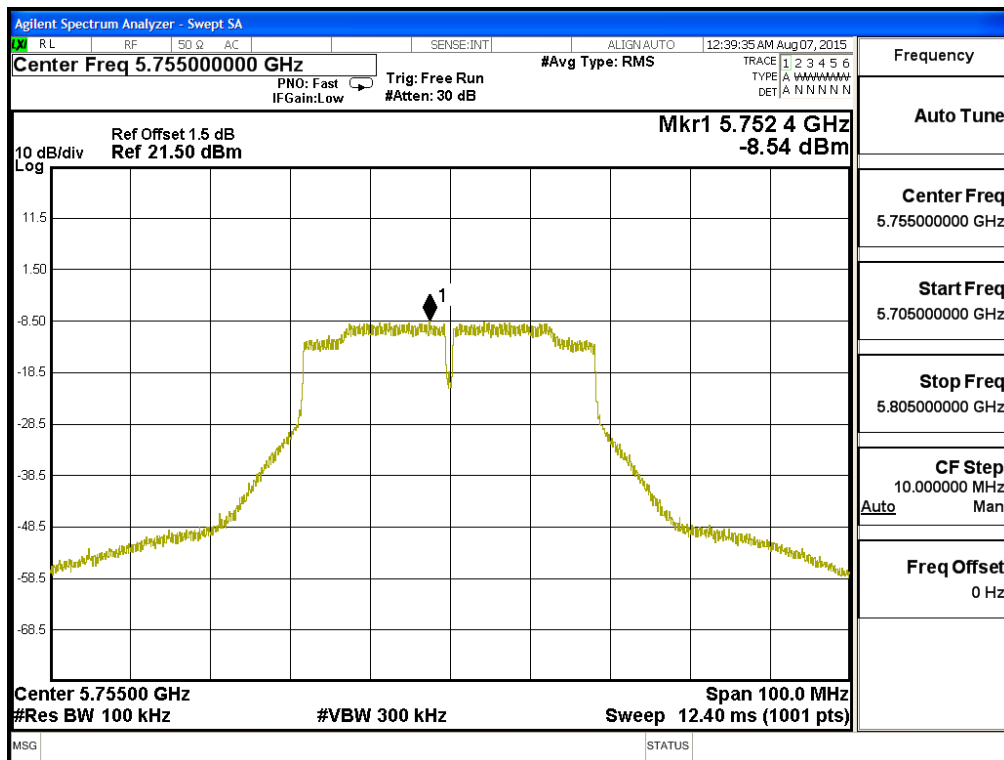


Product : Intel® Dual Band Wireless-AC 8260
 Test Item : Peak Power Spectral Density
 Test Site : No.3 OATS
 Test Mode : Mode 1 SISO A: Transmit (802.11n-40BW 15Mbps)

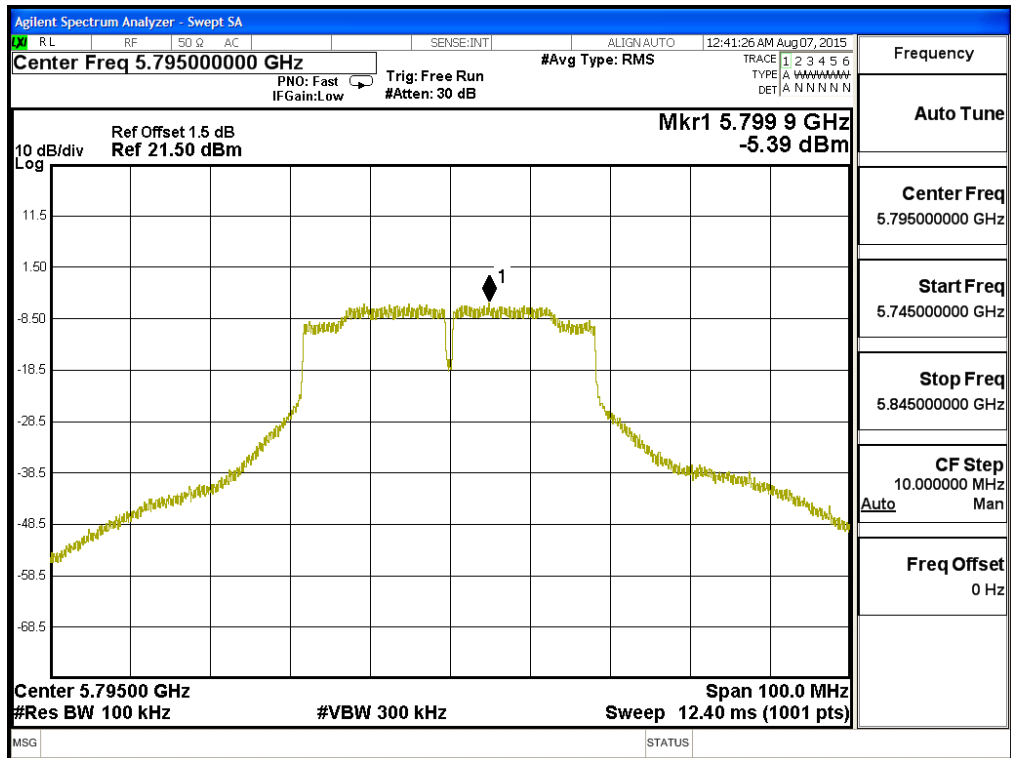
Channel Number	Frequency (MHz)	PPSD (dBm)	BWCF (dB)	Duty Factor (dBm)	Total PPSD (dBm) ₁	Required Limit (dBm)	Result
151	5755	-8.540	6.980	0.150	-1.410	<30	Pass
159	5795	-5.390	6.980	0.150	1.740	<30	Pass

Note: Total PPSD = PPSD value + BWCF + Duty Factor

Channel 151



Channel 159

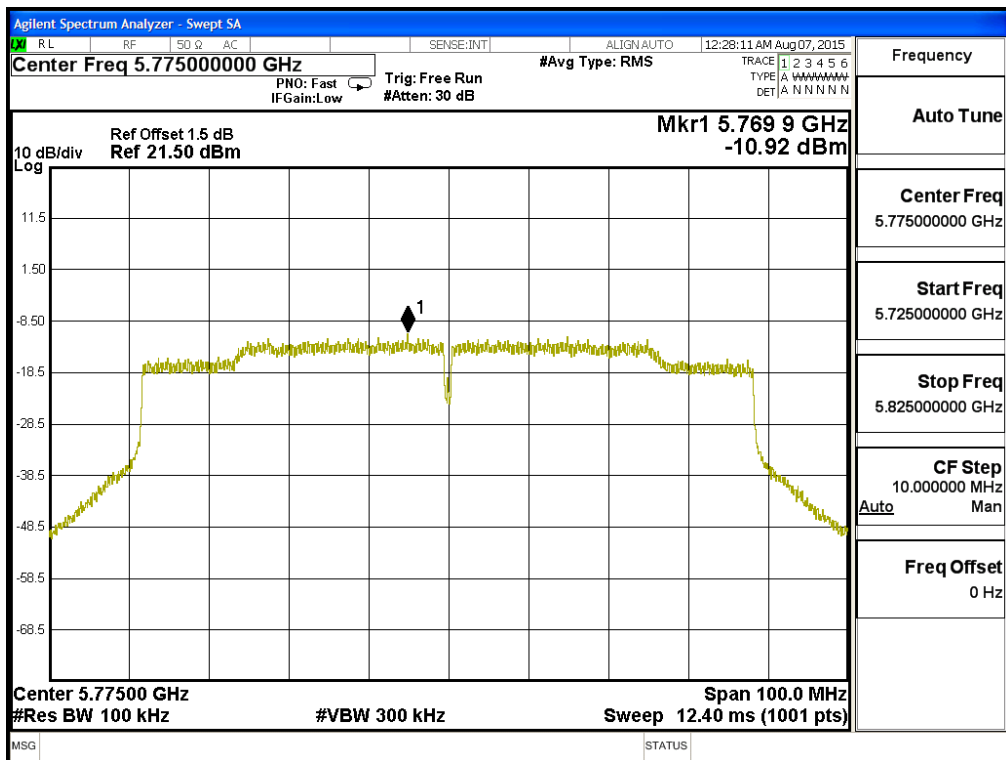


Product : Intel® Dual Band Wireless-AC 8260
 Test Item : Peak Power Spectral Density
 Test Site : No.3 OATS
 Test Mode : Mode 1 SISO A: Transmit (802.11ac-80BW-32.5Mbps)

Channel Number	Frequency (MHz)	PPSD (dBm)	BWCF (dB)	Duty Factor (dBm)	Total PPSD (dBm) ₁	Required Limit (dBm)	Result
155	5775	-10.920	6.980	0.975	-2.965	<30	Pass

Note: Total PPSD = PPSD value + BWCF + Duty Factor

Channel 155

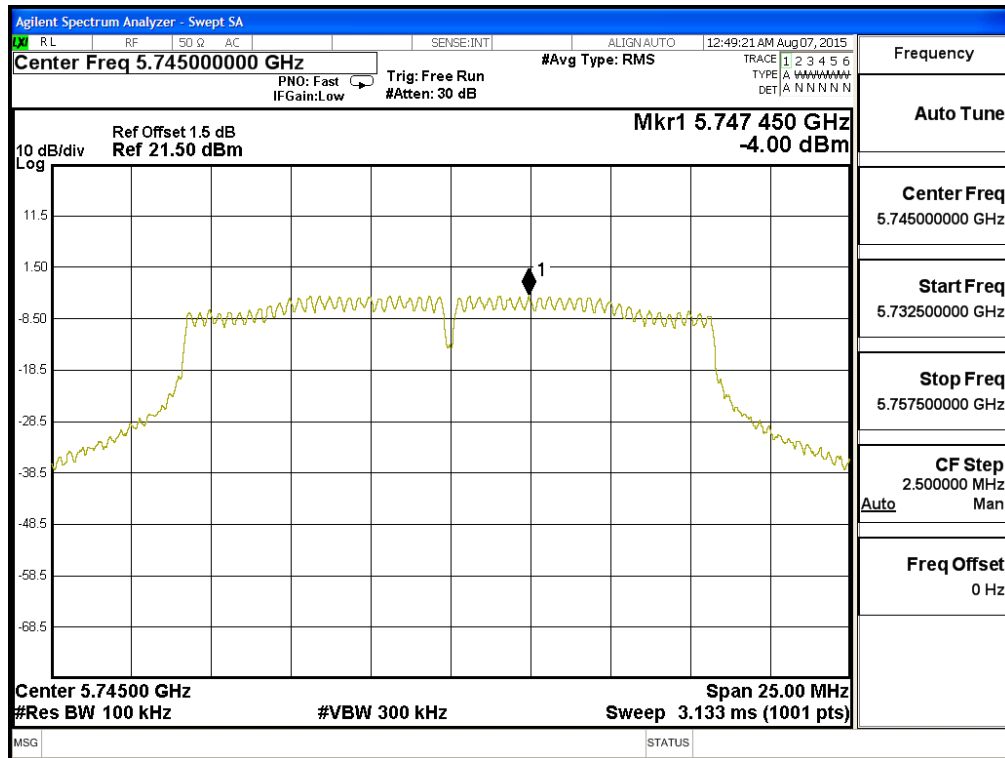


Product : Intel® Dual Band Wireless-AC 8260
 Test Item : Peak Power Spectral Density
 Test Site : No.3 OATS
 Test Mode : Mode 2 SISO B: Transmit (802.11a-6Mbps)

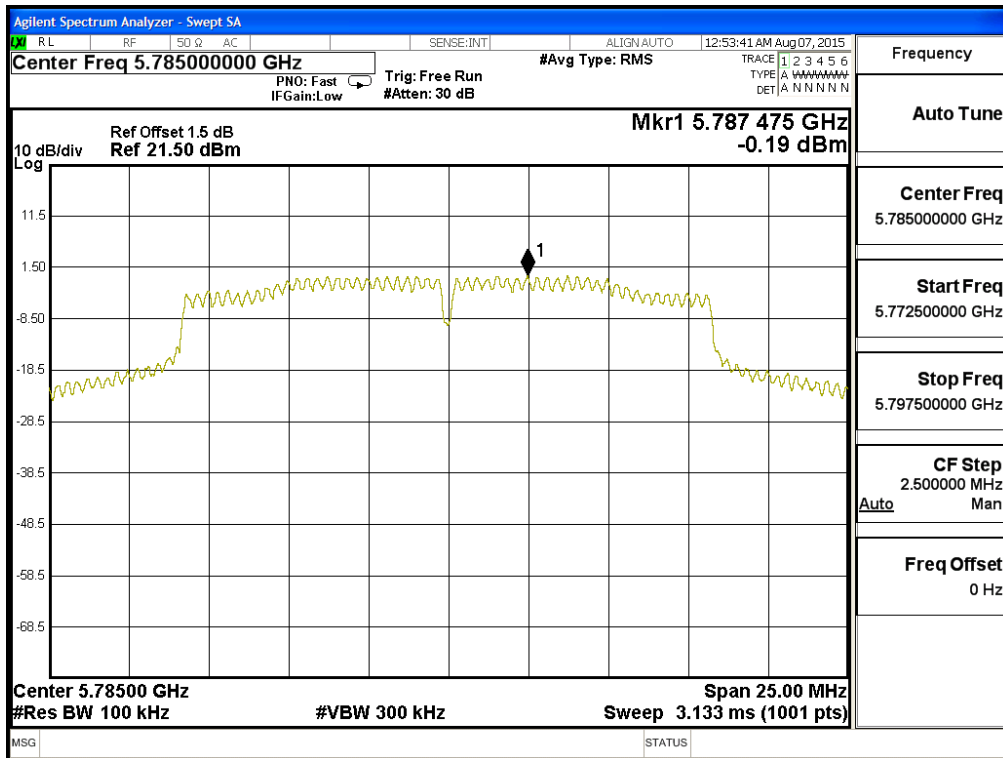
Channel Number	Frequency (MHz)	PPSD (dBm)	BWCF (dB)	Duty Factor (dBm)	Total PPSD (dBm)	Required Limit (dBm)	Result
149	5745	-4.000	6.980	0.079	3.059	<30	Pass
157	5785	-0.190	6.980	0.079	6.869	<30	Pass
165	5825	-0.140	6.980	0.079	6.919	<30	Pass

Note: Total PPSD = PPSD value + BWCF + Duty Factor

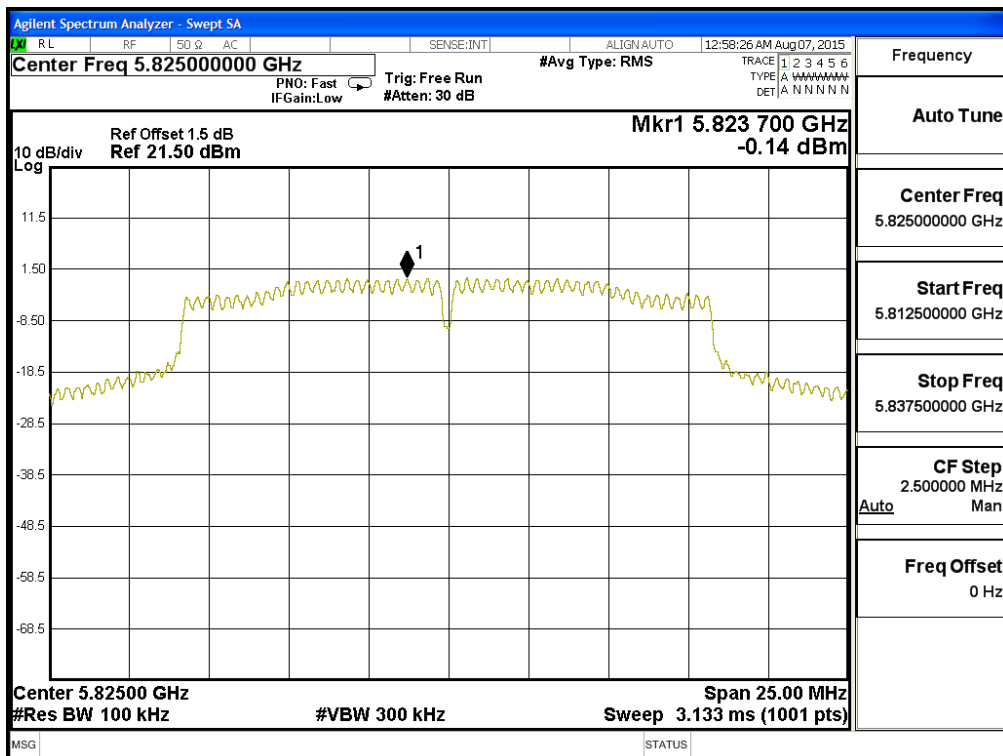
Channel 149:



Channel 157:



Channel 165:

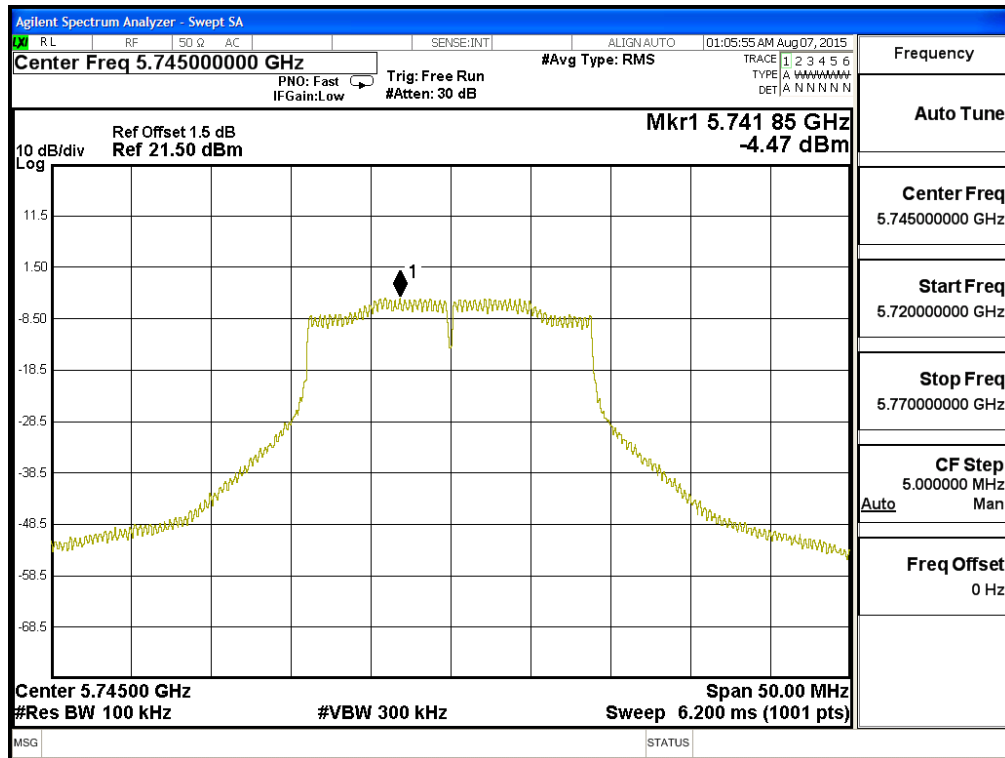


Product : Intel® Dual Band Wireless-AC 8260
 Test Item : Peak Power Spectral Density
 Test Site : No.3 OATS
 Test Mode : Mode 2 SISO B: Transmit (802.11n-20BW 7.2Mbps)

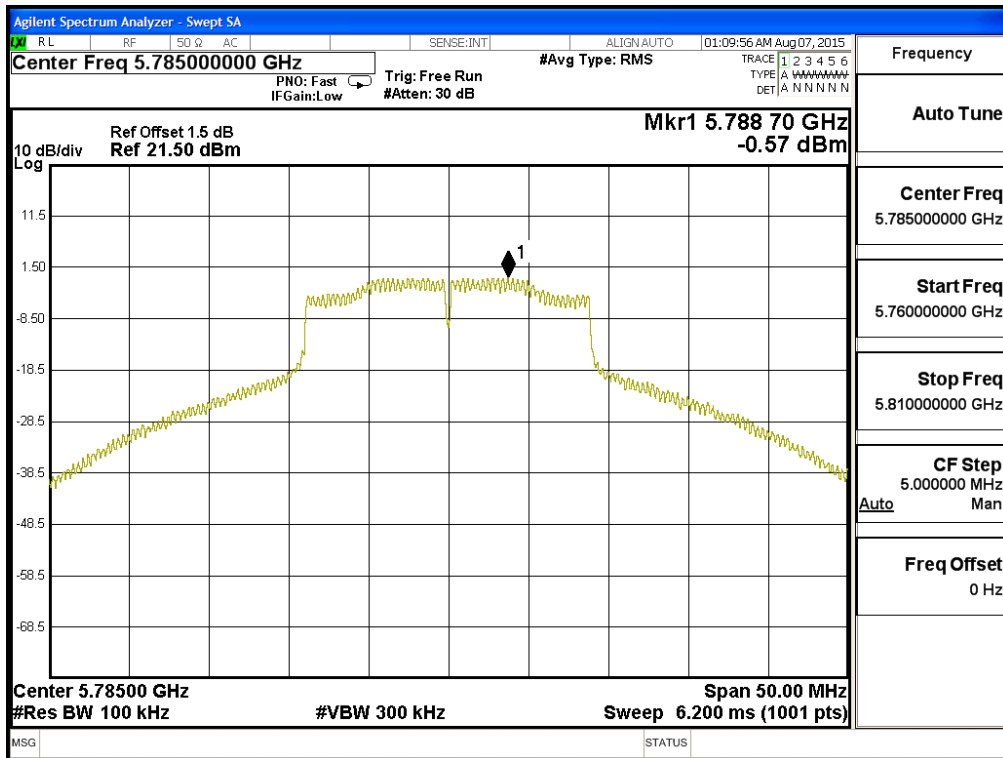
Channel Number	Frequency (MHz)	PPSD (dBm)	BWCF (dB)	Duty Factor (dBm)	Total PPSD (dBm)	Required Limit (dBm)	Result
149	5745	-4.470	6.980	0.088	2.598	<30	Pass
157	5785	-0.570	6.980	0.088	6.498	<30	Pass
165	5825	-0.540	6.980	0.088	6.528	<30	Pass

Note: Total PPSD = PPSD value + BWCF + Duty Factor

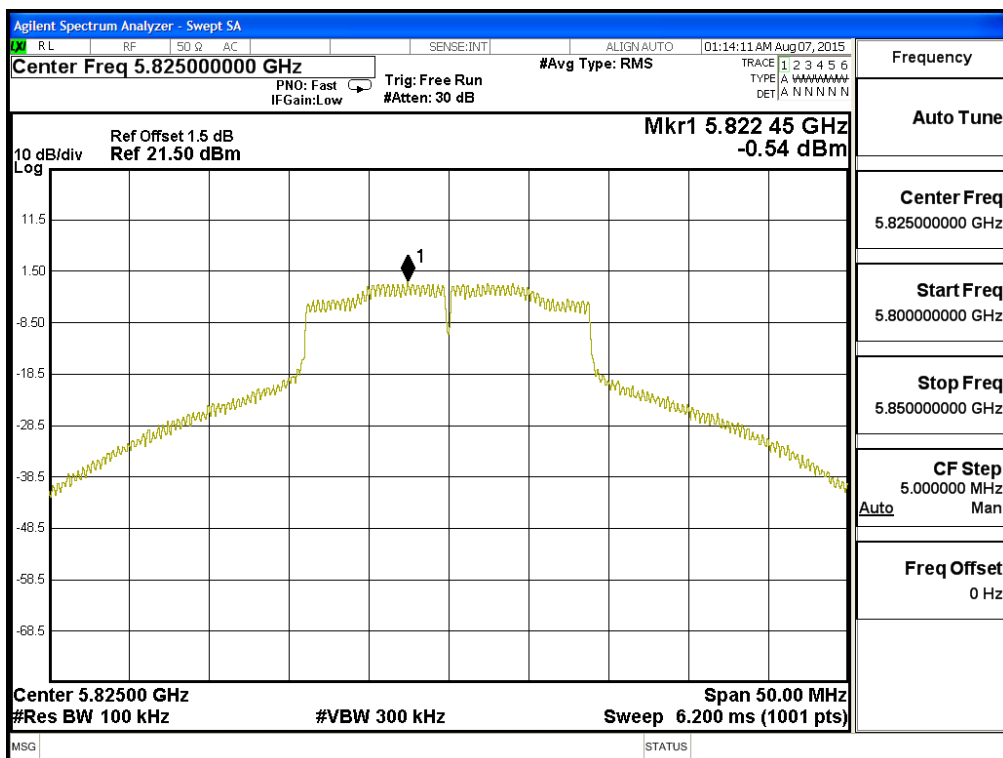
Channel 149:



Channel 157:



Channel 165:

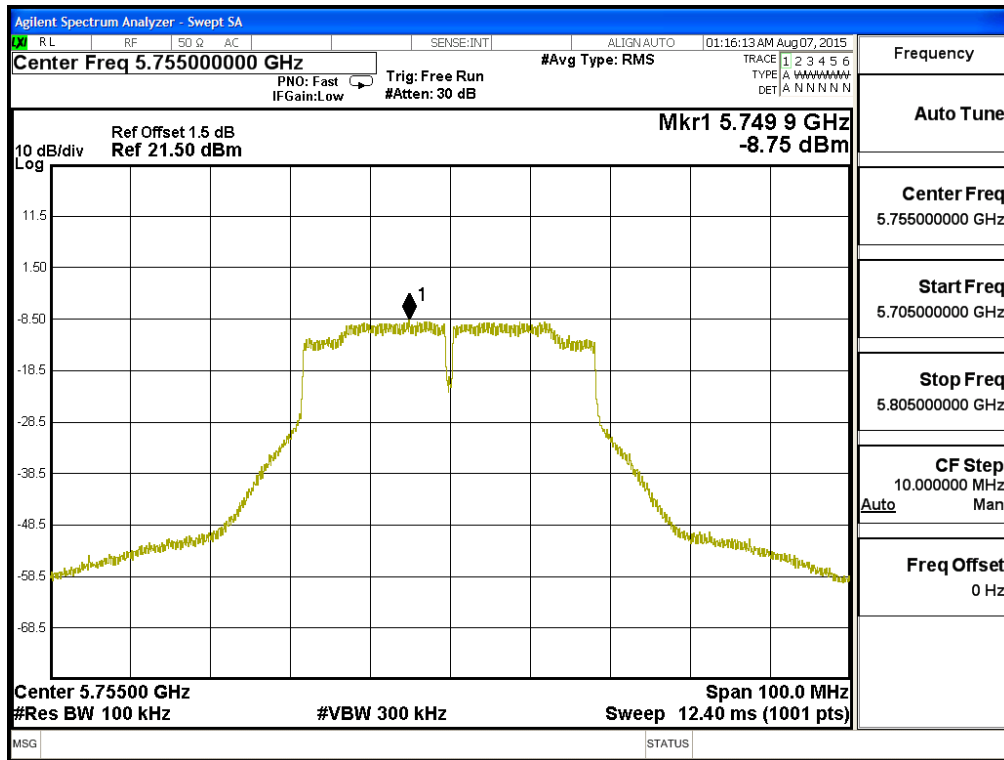


Product : Intel® Dual Band Wireless-AC 8260
 Test Item : Peak Power Spectral Density
 Test Site : No.3 OATS
 Test Mode : Mode 2 SISO B: Transmit (802.11n-40BW 15Mbps)

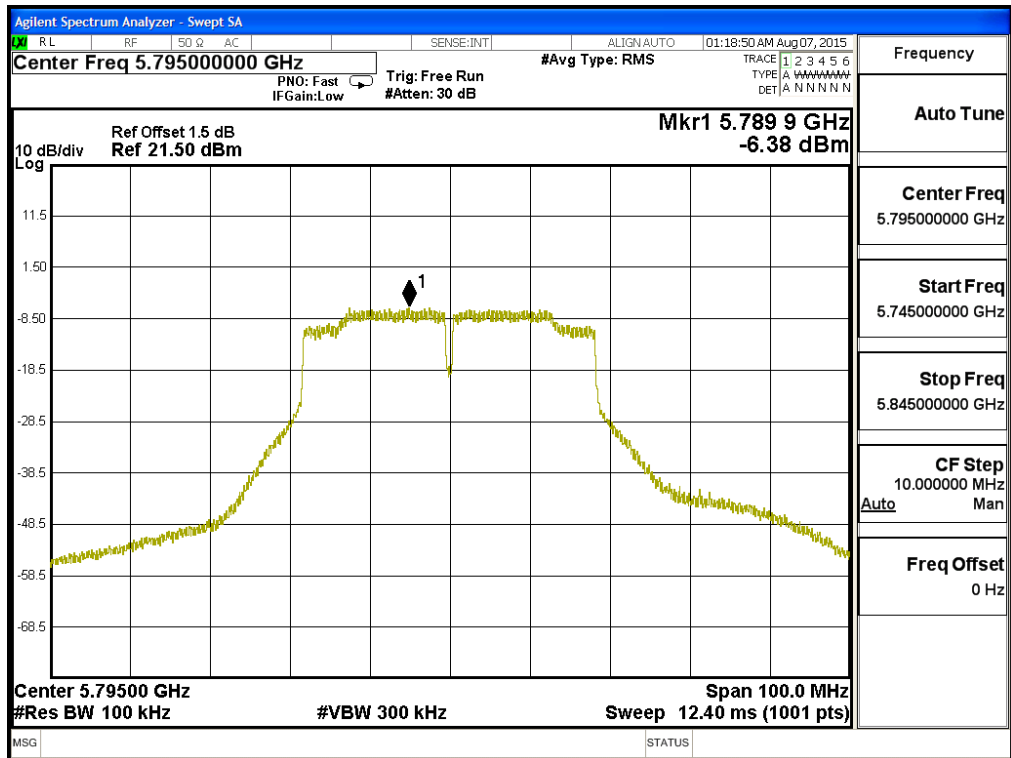
Channel Number	Frequency (MHz)	PPSD (dBm)	BWCF (dB)	Duty Factor (dBm)	Total PPSD (dBm) ₁	Required Limit (dBm)	Result
151	5755	-8.750	6.980	0.150	-1.620	<30	Pass
159	5795	-6.380	6.980	0.150	0.750	<30	Pass

Note: Total PPSD = PPSD value + BWCF + Duty Factor

Channel 151



Channel 159

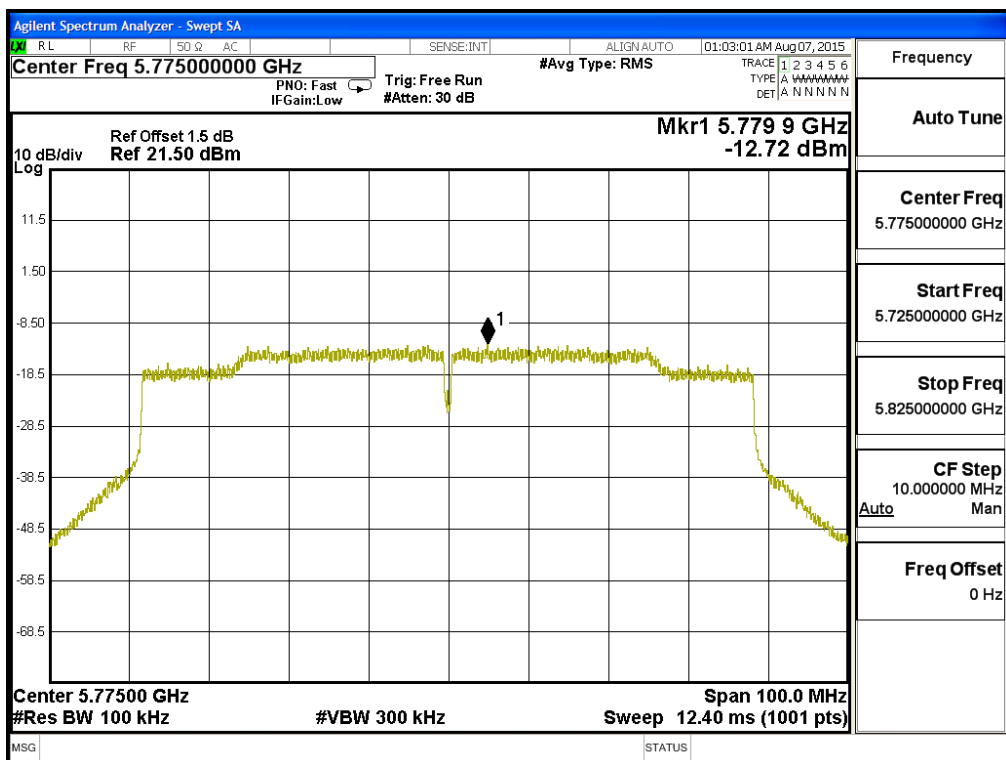


Product : Intel® Dual Band Wireless-AC 8260
 Test Item : Peak Power Spectral Density
 Test Site : No.3 OATS
 Test Mode : Mode 2 SISO B: Transmit (802.11ac-80BW-32.5Mbps)

Channel Number	Frequency (MHz)	PPSD (dBm)	BWCF (dB)	Duty Factor (dBm)	Total PPSD (dBm) ₁	Required Limit (dBm)	Result
155	5775	-12.720	6.980	0.975	-4.765	<30	Pass

Note: Total PPSD = PPSD value + BWCF + Duty Factor

Channel 155



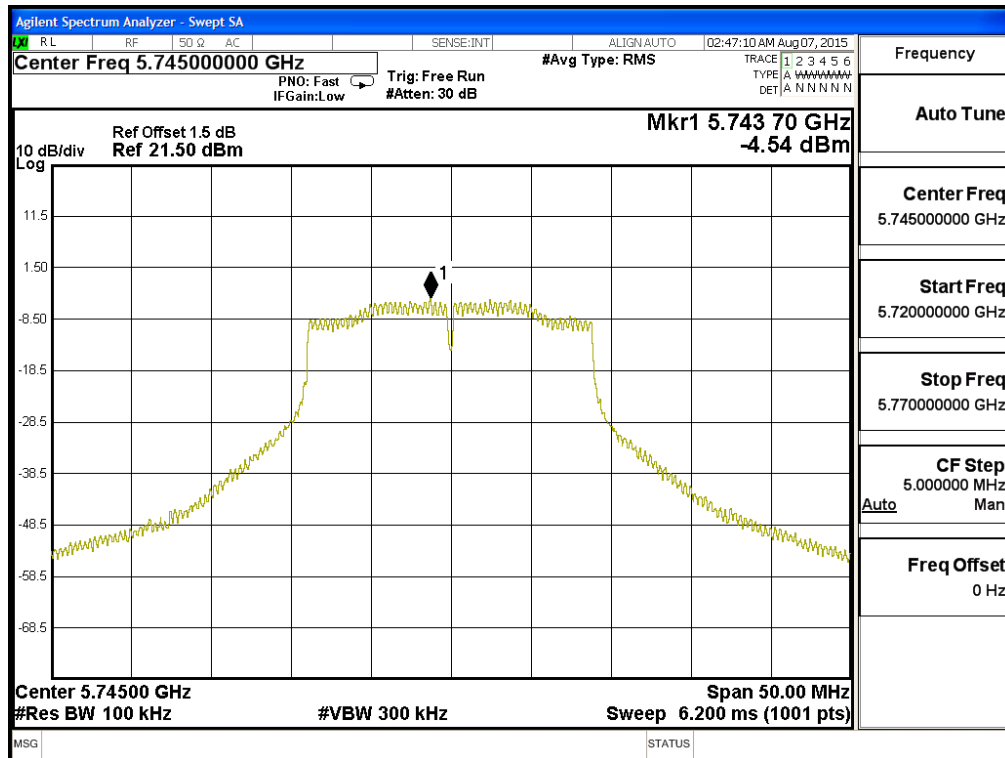
Product : Intel® Dual Band Wireless-AC 8260
 Test Item : Peak Power Spectral Density
 Test Site : No.3 OATS
 Test Mode : Mode 3 MIMO: Transmit (802.11n-20BW 14.4Mbps)

Channel Number	Frequency (MHz)	Chain	PPSD (dBm)	BWCF (dB)	Duty Factor (dBm)	Total PPSD (dBm) ₁	Required Limit (dBm)	Result
149	5745	A	-4.540	6.980	0.088	5.538	<30	Pass
		B	-4.680	6.980	0.088	5.398	<30	Pass
157	5785	A	-3.080	6.980	0.088	6.998	<30	Pass
		B	-2.850	6.980	0.088	7.228	<30	Pass
165	5825	A	-1.500	6.980	0.088	8.578	<30	Pass
		B	-1.310	6.980	0.088	8.768	<30	Pass

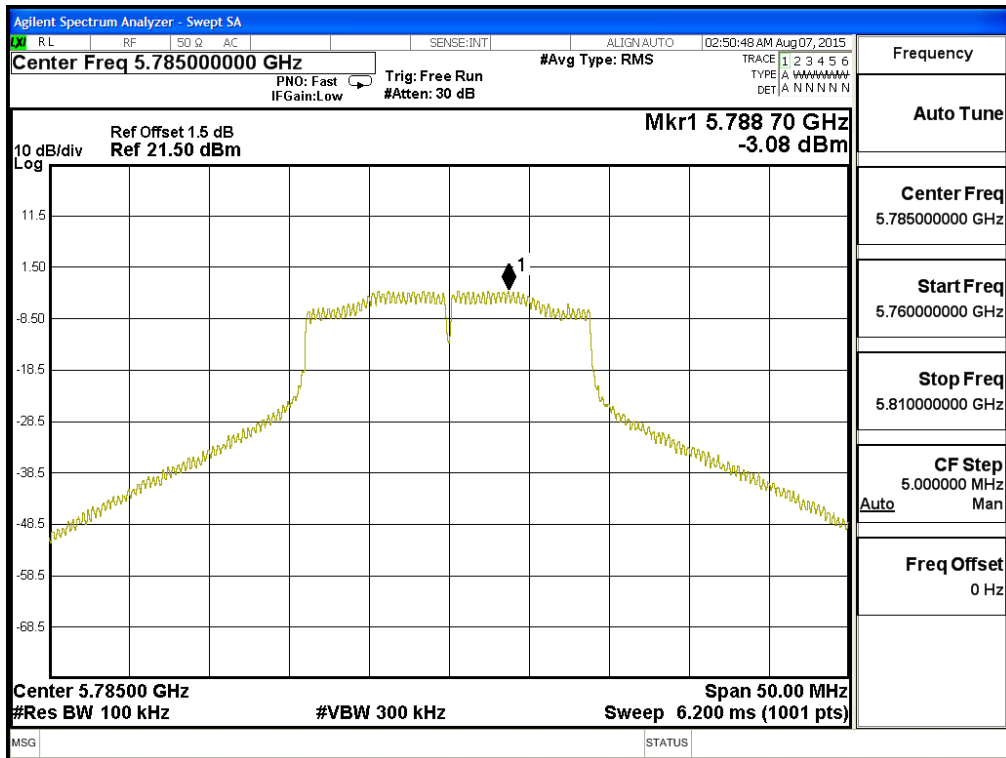
Note: 1. The quantity $10 \cdot \log 2$ (two antennas) is added to the spectrum peak value according to document 662911D01.

2. Total PPSD = PPSD value + BWCF + Duty Factor + $10 \cdot \log 2$.

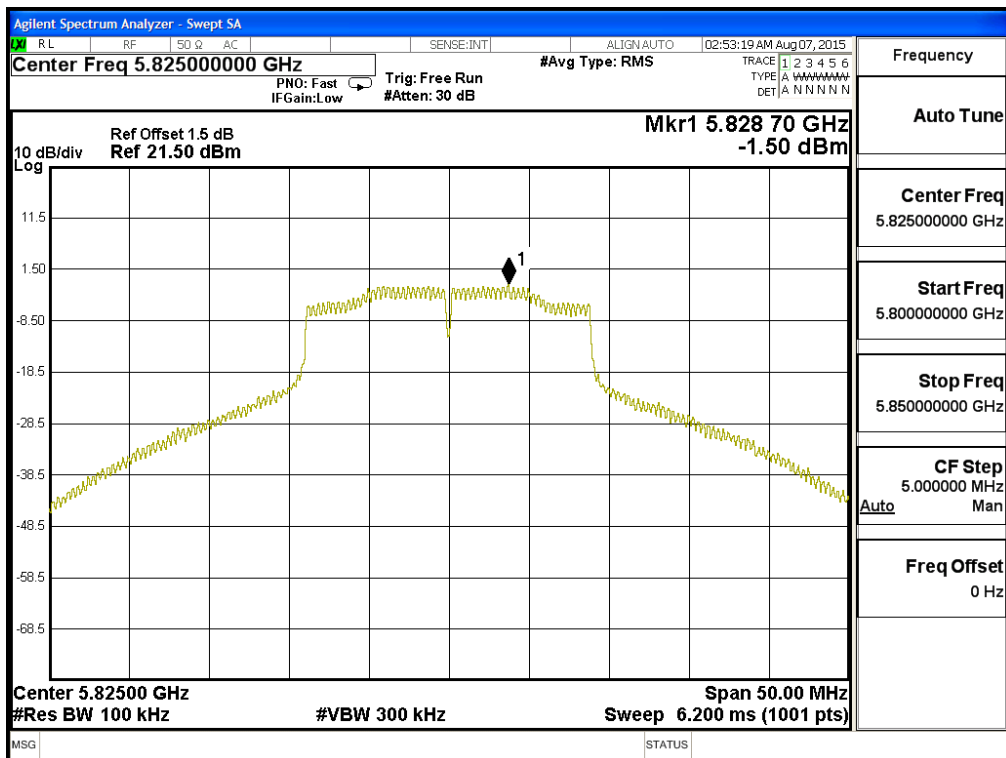
Channel 149 – Chain A



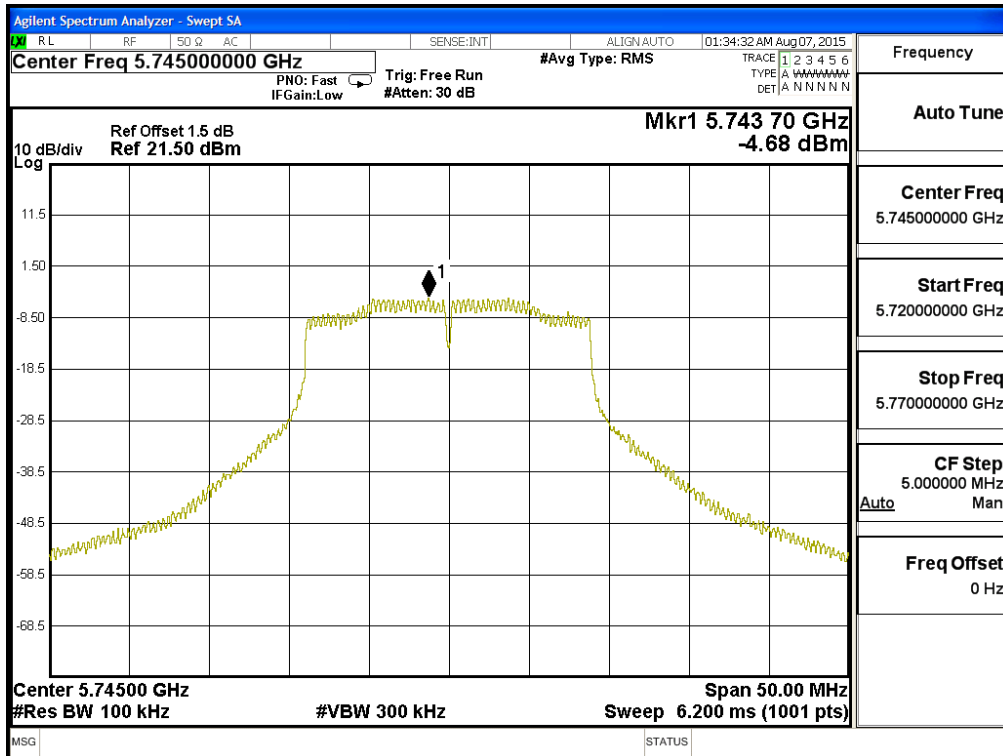
Channel 157 – Chain A



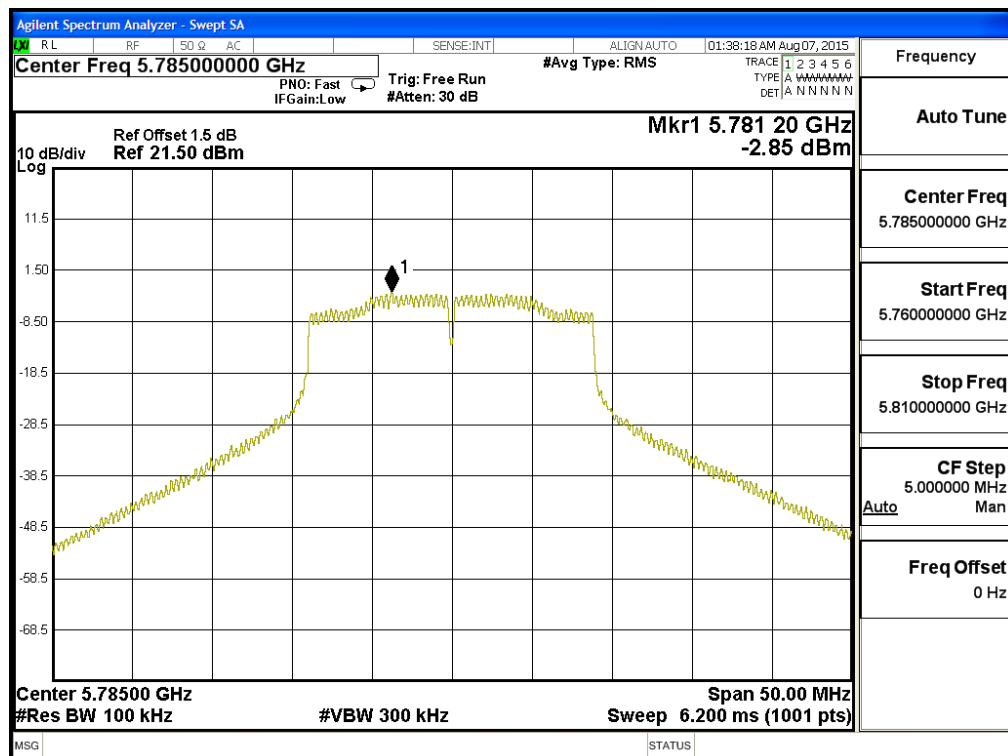
Channel 165 – Chain A



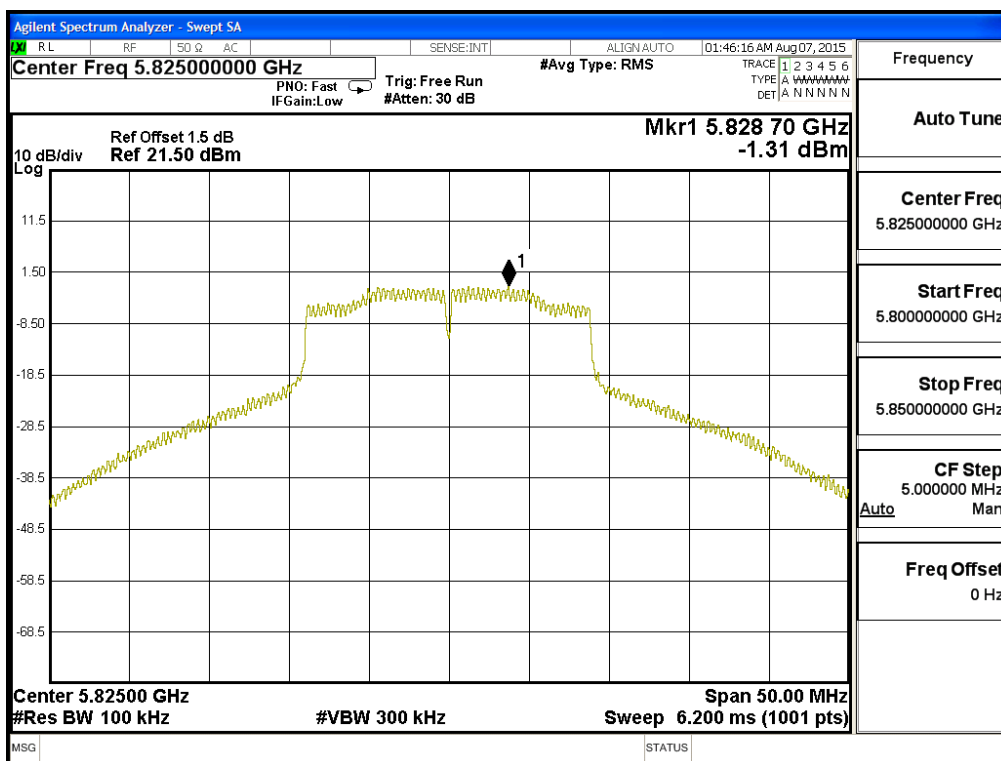
Channel 149 – Chain B



Channel 157 – Chain B



Channel 165 – Chain B



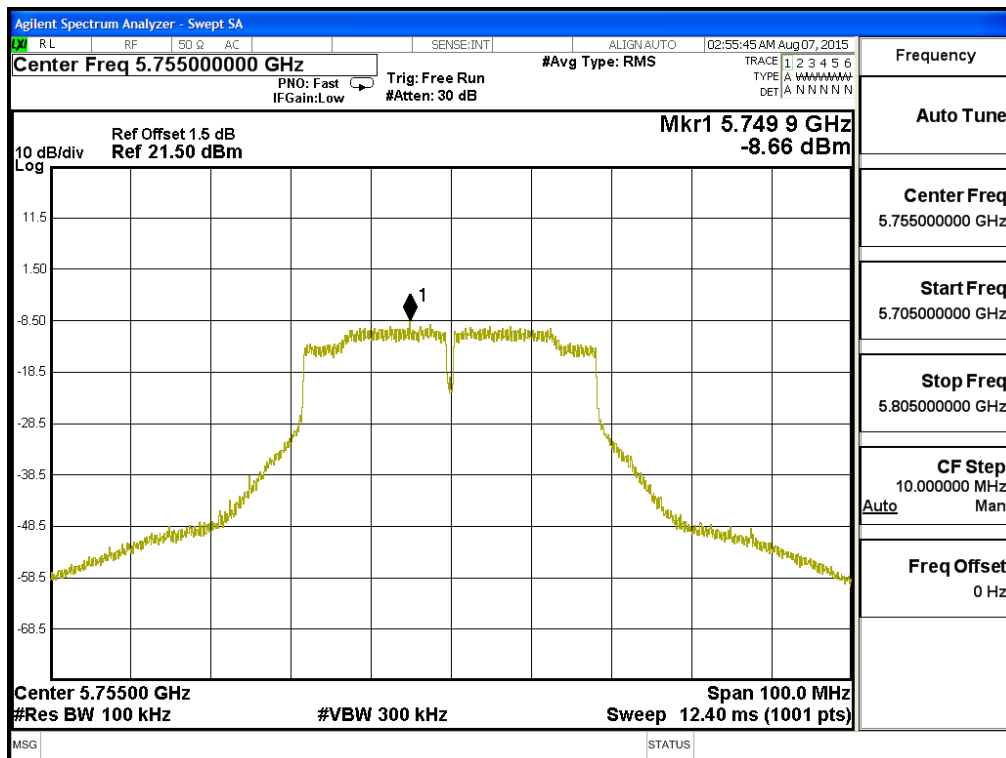
Product : Intel® Dual Band Wireless-AC 8260
 Test Item : Peak Power Spectral Density
 Test Site : No.3 OATS
 Test Mode : Mode 3 MIMO: Transmit (802.11n-40BW 30Mbps)

Channel Number	Frequency (MHz)	Chain	PPSD (dBm)	BWCF (dB)	Duty Factor (dBm)	Total PPSD (dBm) ₁	Required Limit (dBm)	Result
151	5755	A	-8.660	6.980	0.150	1.480	<30	Pass
		B	-8.970	6.980	0.150	1.170	<30	Pass
159	5795	A	-6.470	6.980	0.150	3.670	<30	Pass
		B	-6.170	6.980	0.150	3.970	<30	Pass

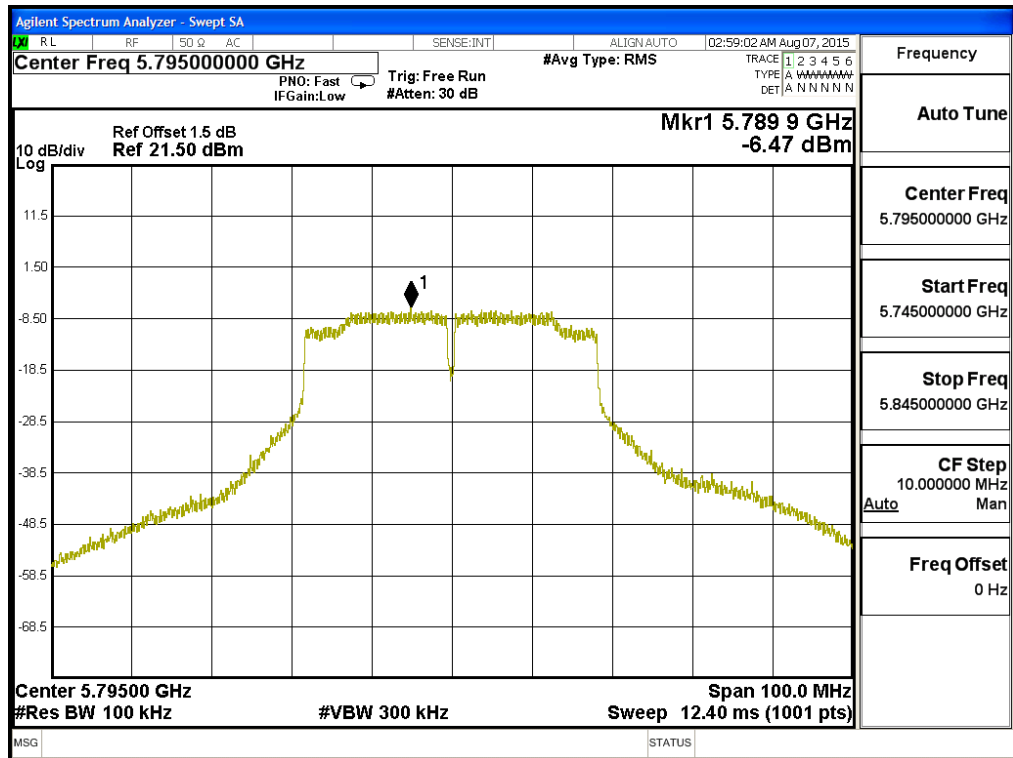
Note: 1. The quantity 10*log 2 (two antennas) is added to the spectrum peak value according to document 662911D01.

2. Total PPSD = PPSS value + BWCF + Duty Factor + 10*log 2.

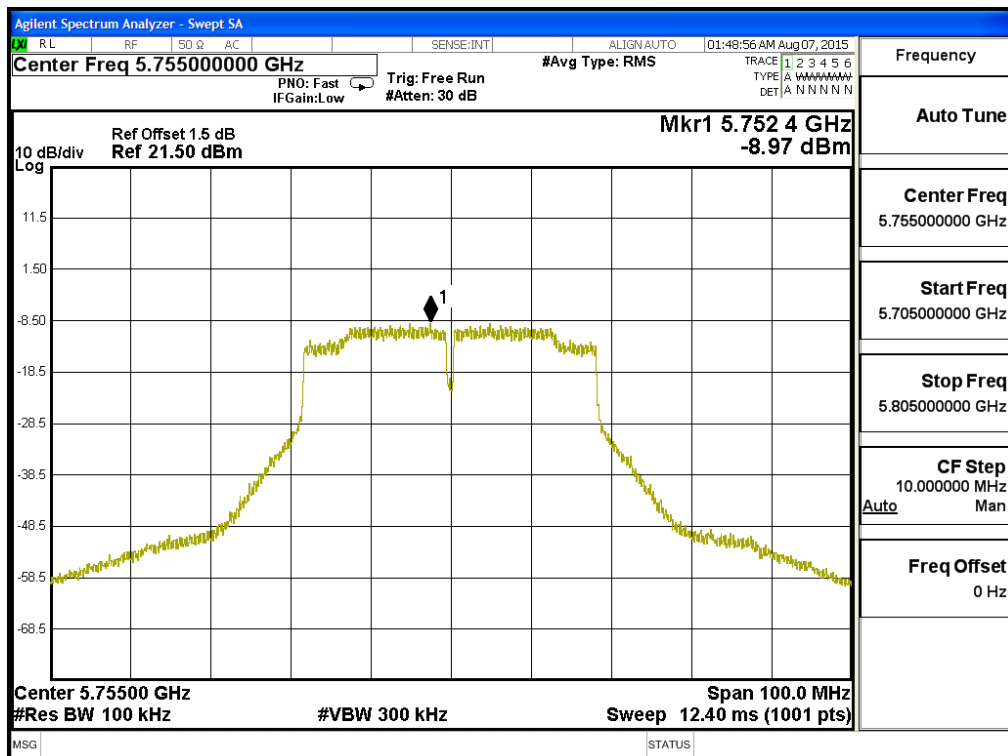
Channel 151 – Chain A



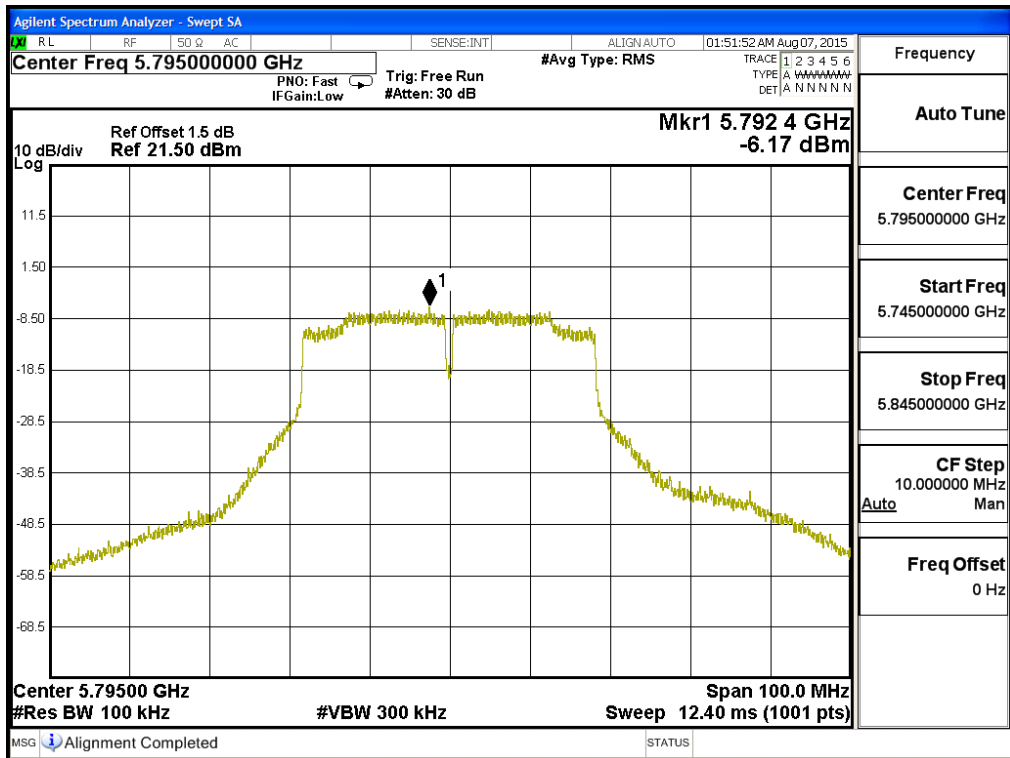
Channel 159 – Chain A



Channel 151 – Chain B



Channel 159 – Chain B



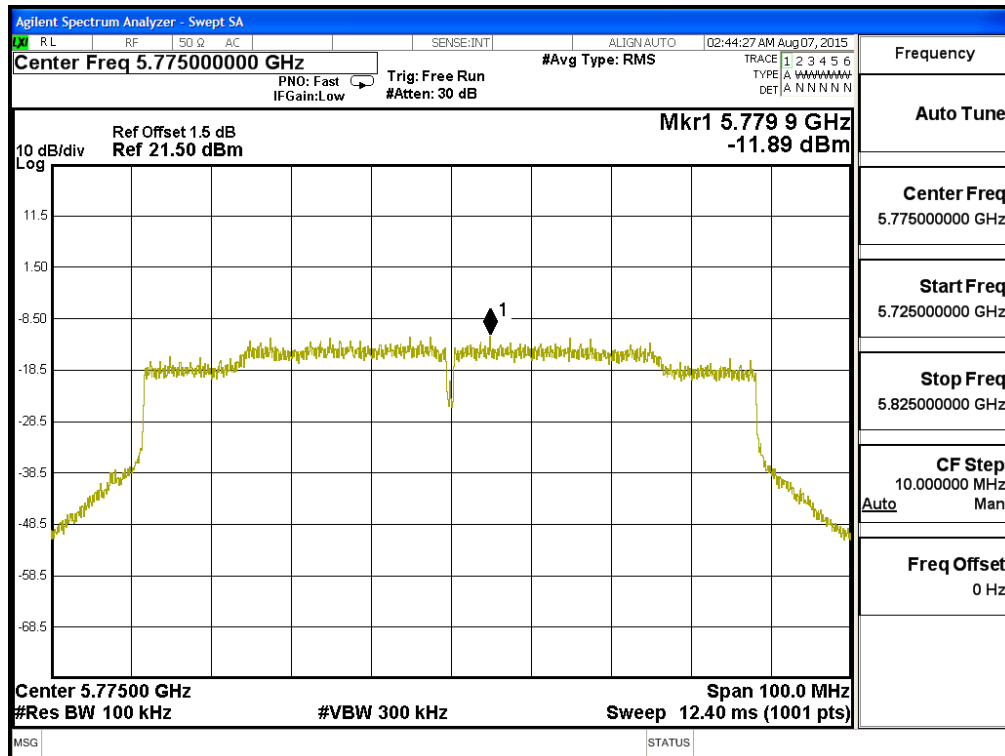
Product : Intel® Dual Band Wireless-AC 8260
 Test Item : Peak Power Spectral Density
 Test Site : No.3 OATS
 Test Mode : Mode 3 MIMO: Transmit (802.11ac-80BW-65Mbps)

Channel Number	Frequency (MHz)	Chain	PPSD (dBm)	BWCF (dB)	Duty Factor (dBm)	Total PPSD (dBm) ₁	Required Limit (dBm)	Result
155	5775	A	-11.890	6.980	0.975	-0.925	<30	Pass
		B	-11.220	6.980	0.975	-0.255	<30	Pass

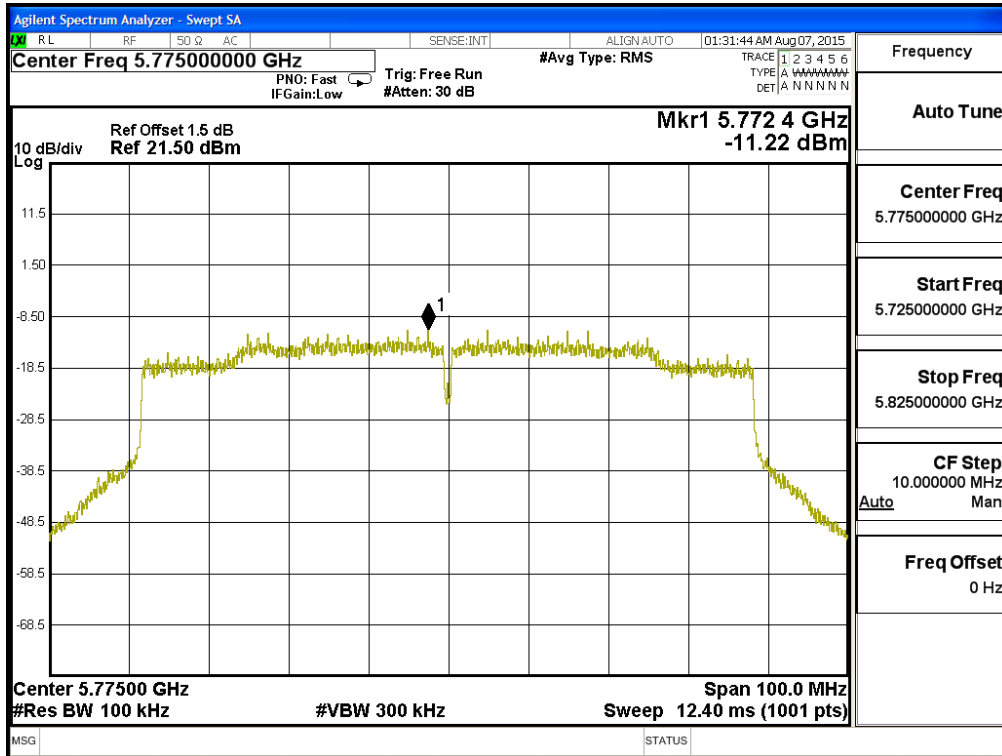
Note: 1. The quantity 10*log 2 (two antennas) is added to the spectrum peak value according to document 662911D01.

2. Total PPSD = PPSD value + BWCF + Duty Factor + 10*log 2.

Channel 155: CHAIN A



Channel 155: CHAIN B



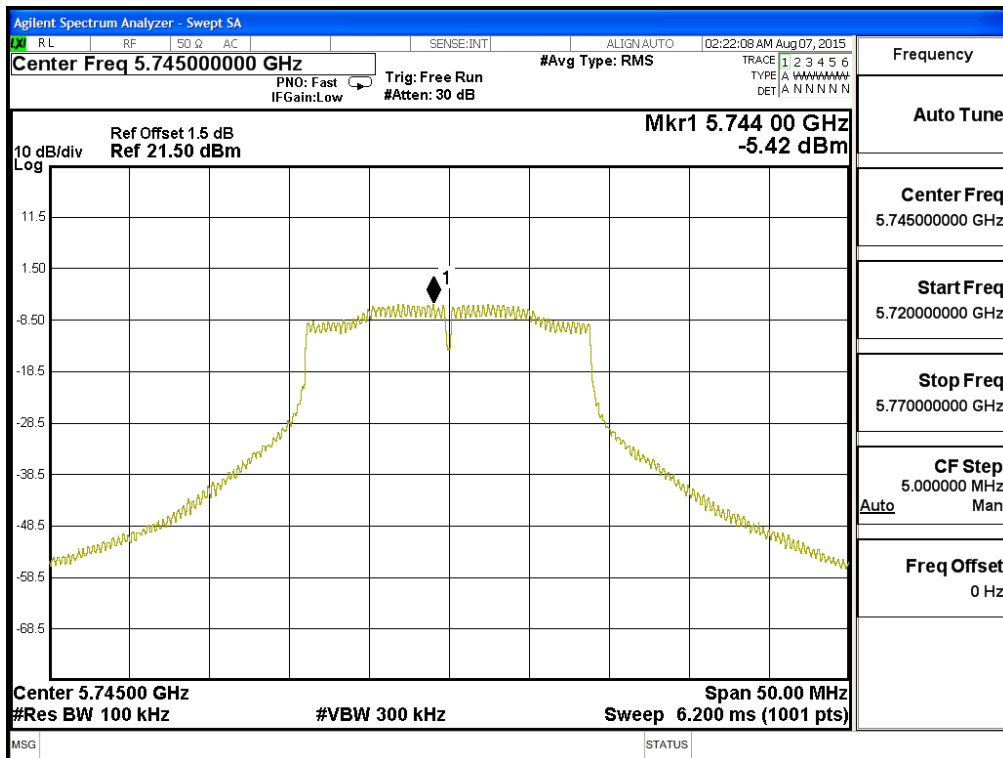
Product : Intel® Dual Band Wireless-AC 8260
 Test Item : Peak Power Spectral Density
 Test Site : No.3 OATS
 Test Mode : Mode 4 Beamforming: Transmit (802.11n-20BW 14.4Mbps)

Channel Number	Frequency (MHz)	Chain	PPSD (dBm)	BWCF (dB)	Duty Factor (dBm)	Total PPSD (dBm) ₁	Required Limit (dBm)	Result
149	5745	A	-5.420	6.980	0.088	4.658	<30	Pass
		B	-4.860	6.980	0.088	5.218	<30	Pass
157	5785	A	-2.580	6.980	0.088	7.498	<30	Pass
		B	-2.490	6.980	0.088	7.588	<30	Pass
165	5825	A	-1.790	6.980	0.088	8.288	<30	Pass
		B	-1.700	6.980	0.088	8.378	<30	Pass

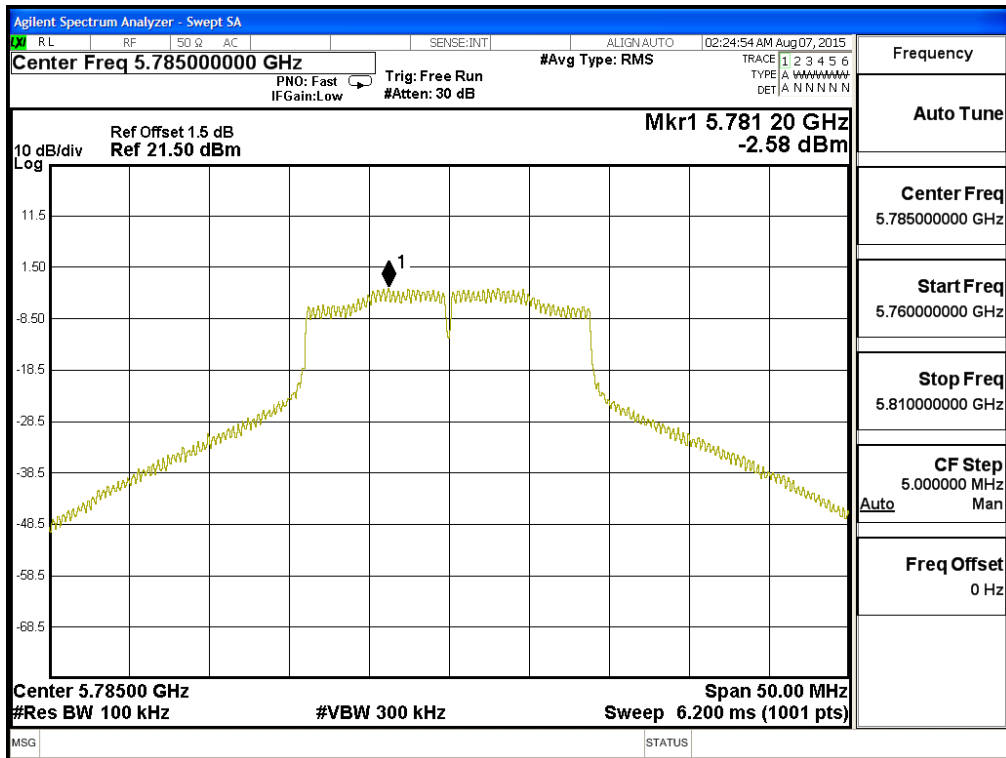
Note: 1. The quantity $10 \cdot \log 2$ (two antennas) is added to the spectrum peak value according to document 662911D01.

2. Total PPSD = PPSD value + BWCF + Duty Factor + $10 \cdot \log 2$.

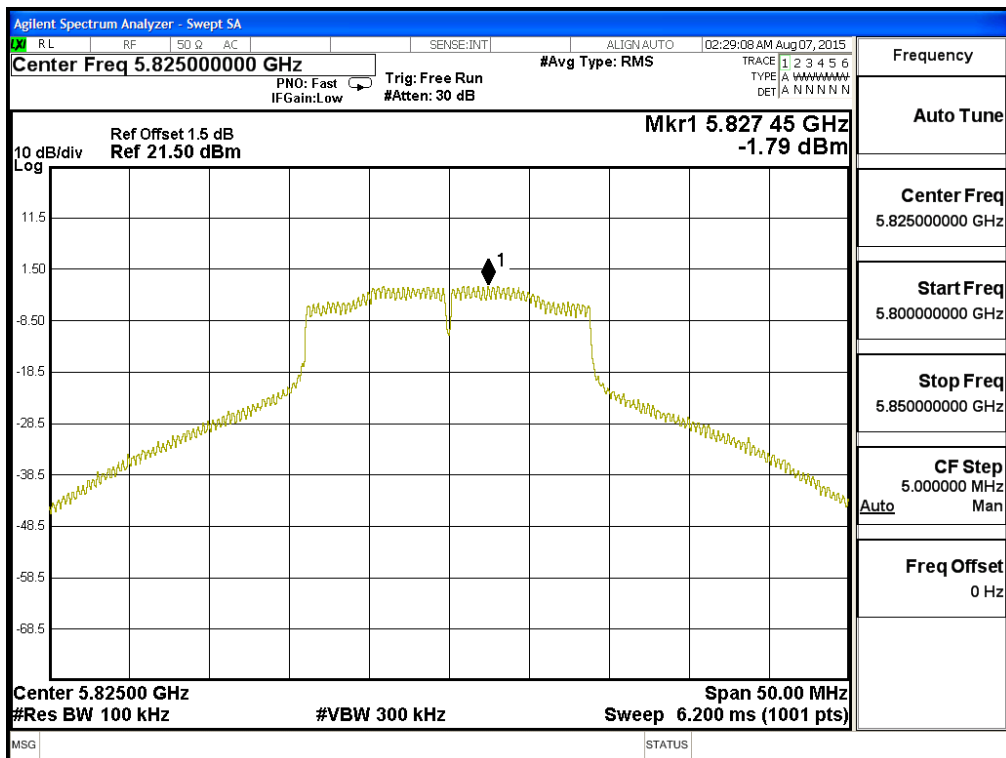
Channel 149 – Chain A



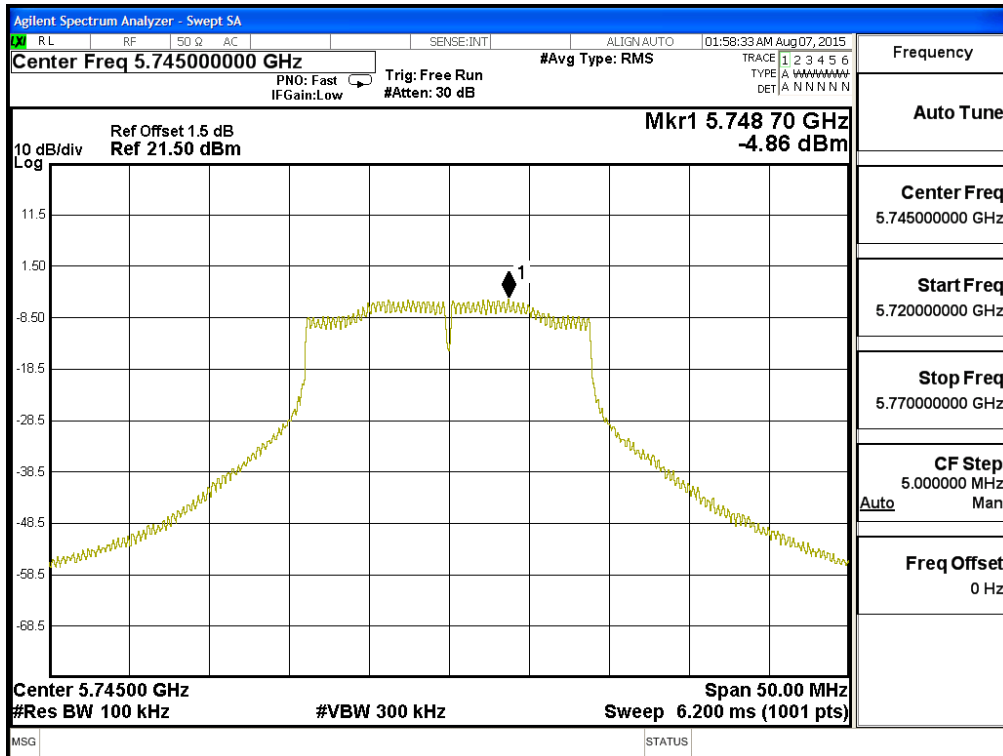
Channel 157 – Chain A



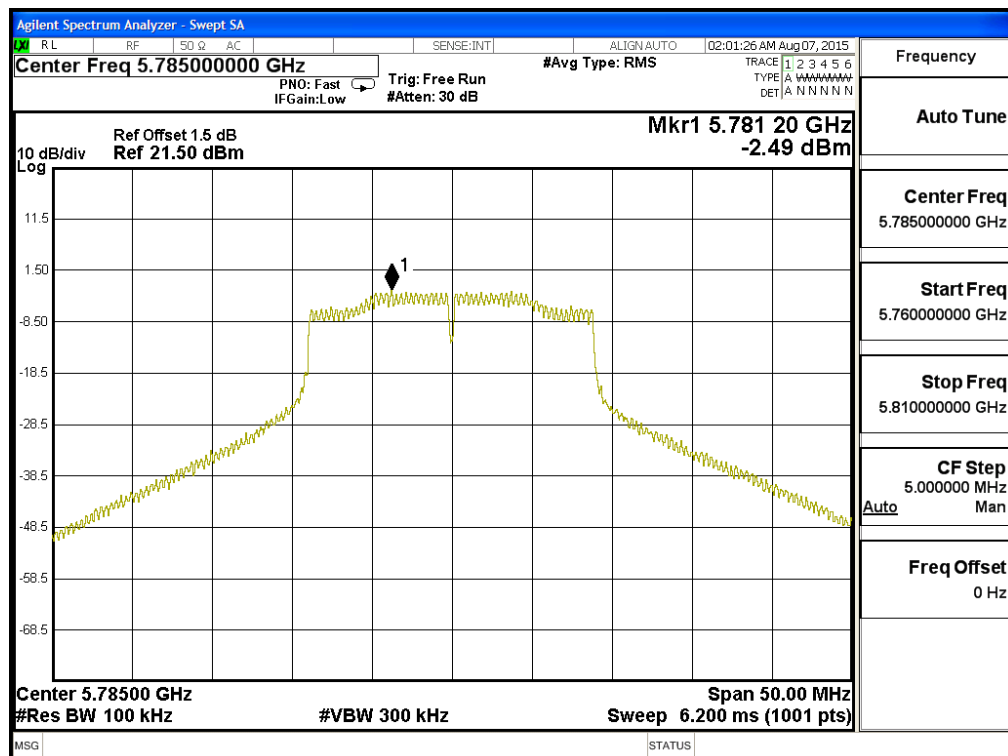
Channel 165 – Chain A



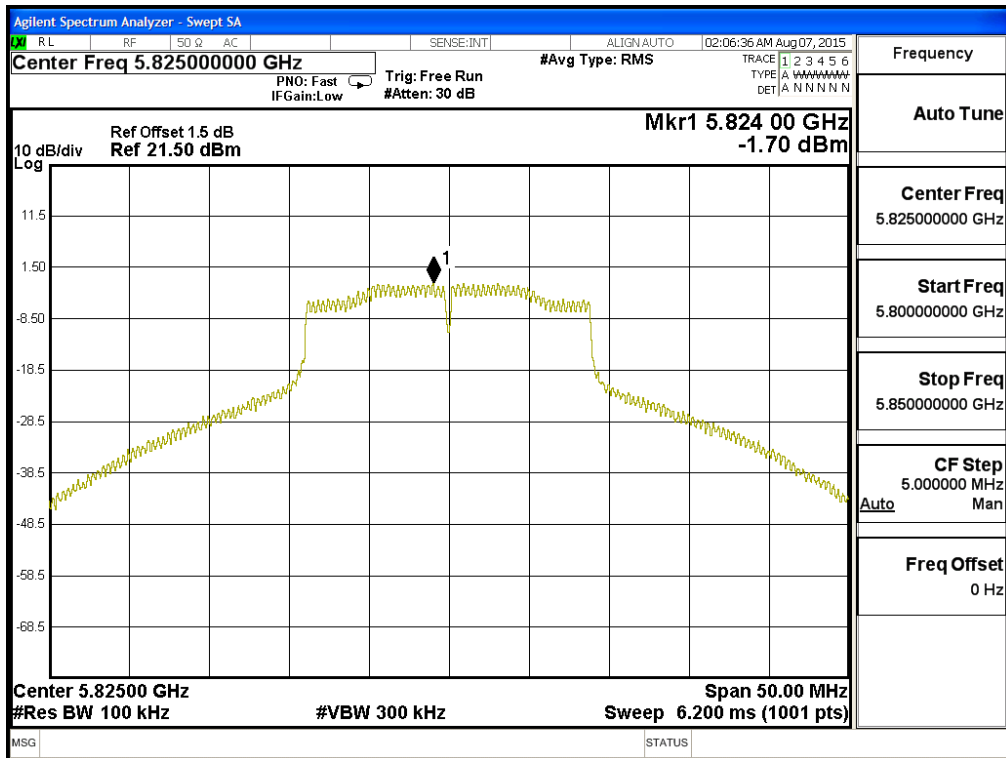
Channel 149 – Chain B



Channel 157 – Chain B



Channel 165 – Chain B



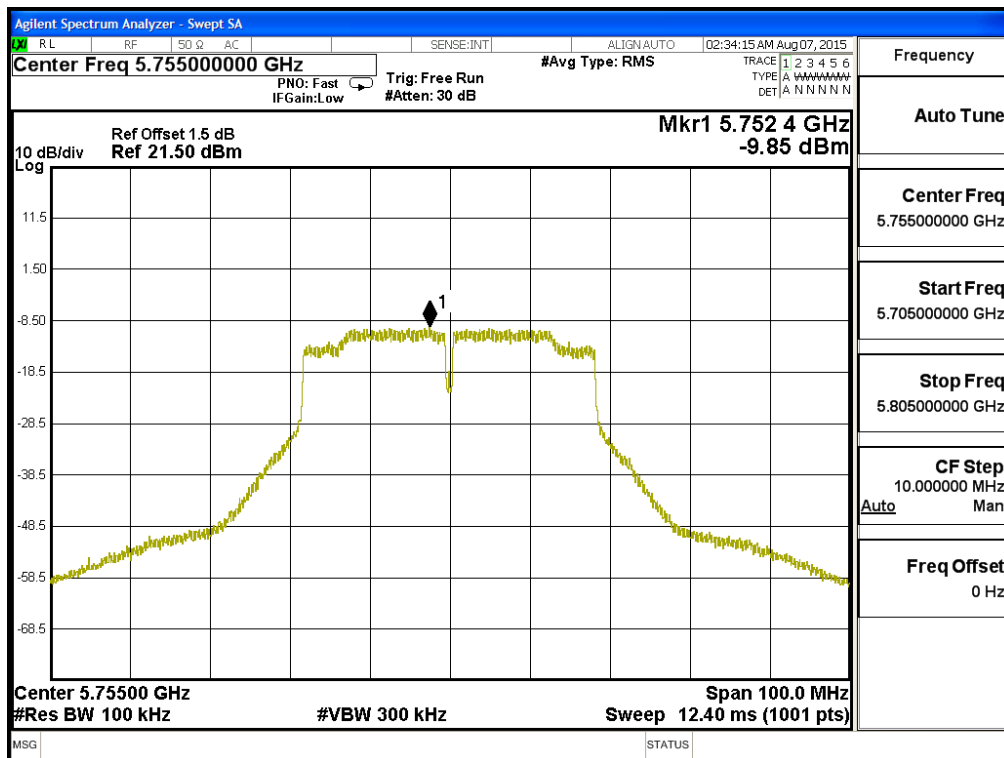
Product : Intel® Dual Band Wireless-AC 8260
 Test Item : Peak Power Spectral Density
 Test Site : No.3 OATS
 Test Mode : Mode 4 Beamforming: Transmit (802.11n-40BW 30Mbps)

Channel Number	Frequency (MHz)	Chain	PPSD (dBm)	BWCF (dB)	Duty Factor (dBm)	Total PPSD (dBm) ₁	Required Limit (dBm)	Result
151	5755	A	-9.850	6.980	0.150	0.290	<30	Pass
		B	-9.370	6.980	0.150	0.770	<30	Pass
159	5795	A	-7.300	6.980	0.150	2.840	<30	Pass
		B	-7.730	6.980	0.150	2.410	<30	Pass

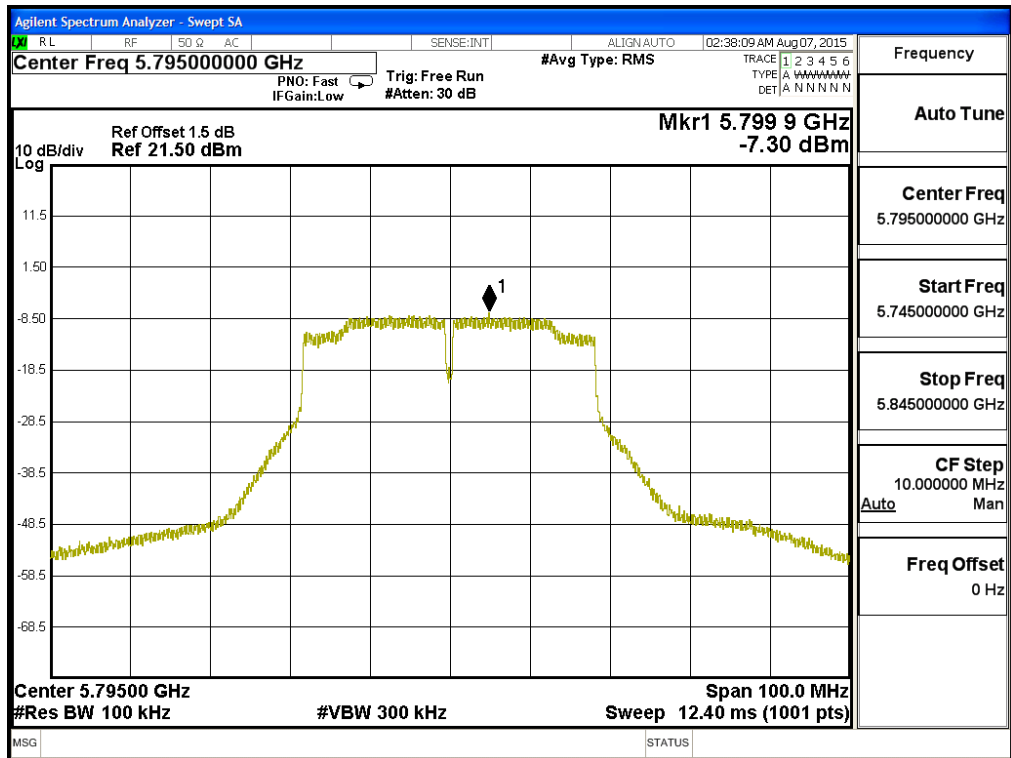
Note: 1. The quantity 10*log 2 (two antennas) is added to the spectrum peak value according to document 662911D01.

2. Total PPSD = PPSD value + BWCF + Duty Factor + 10*log 2.

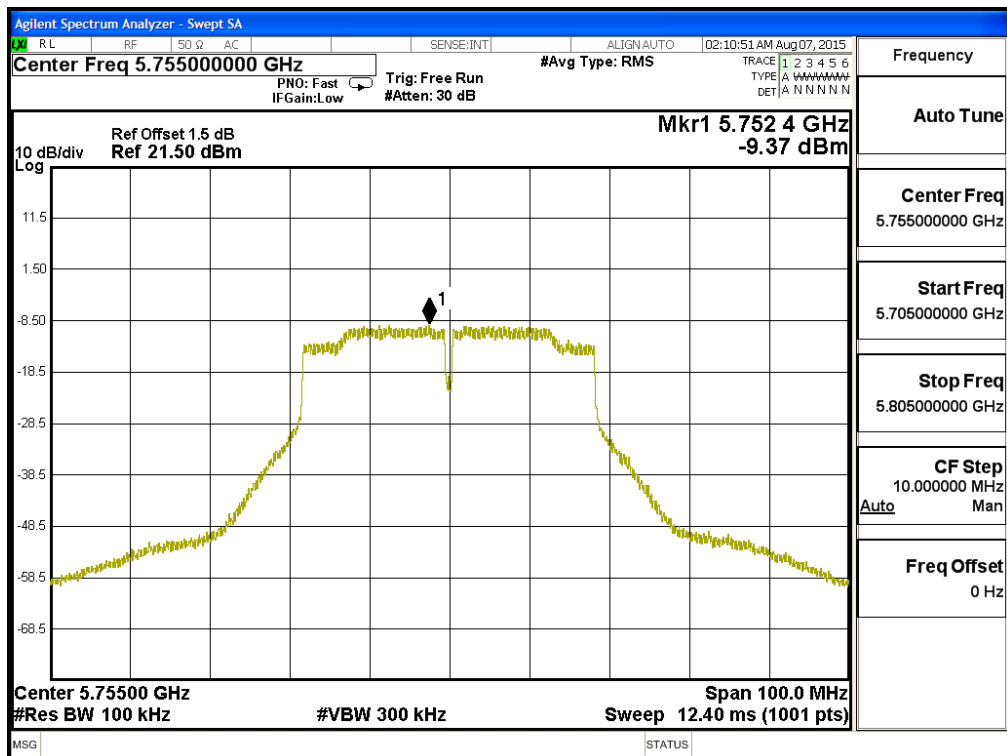
Channel 151 – Chain A



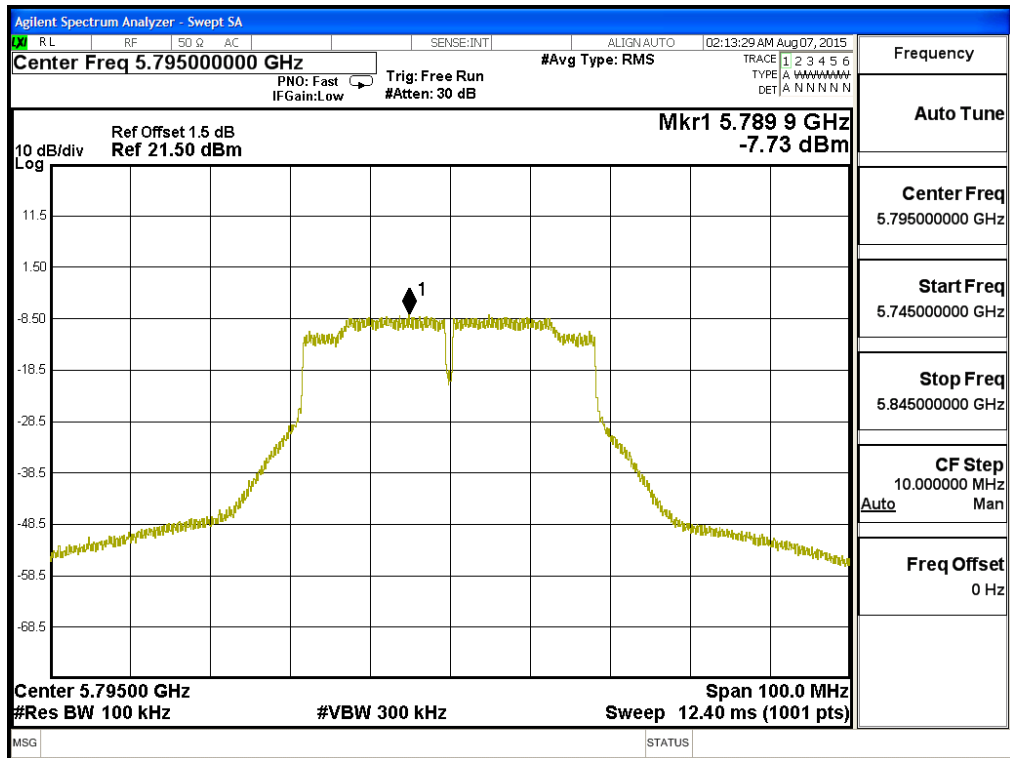
Channel 159 – Chain A



Channel 151 – Chain B



Channel 159 – Chain B



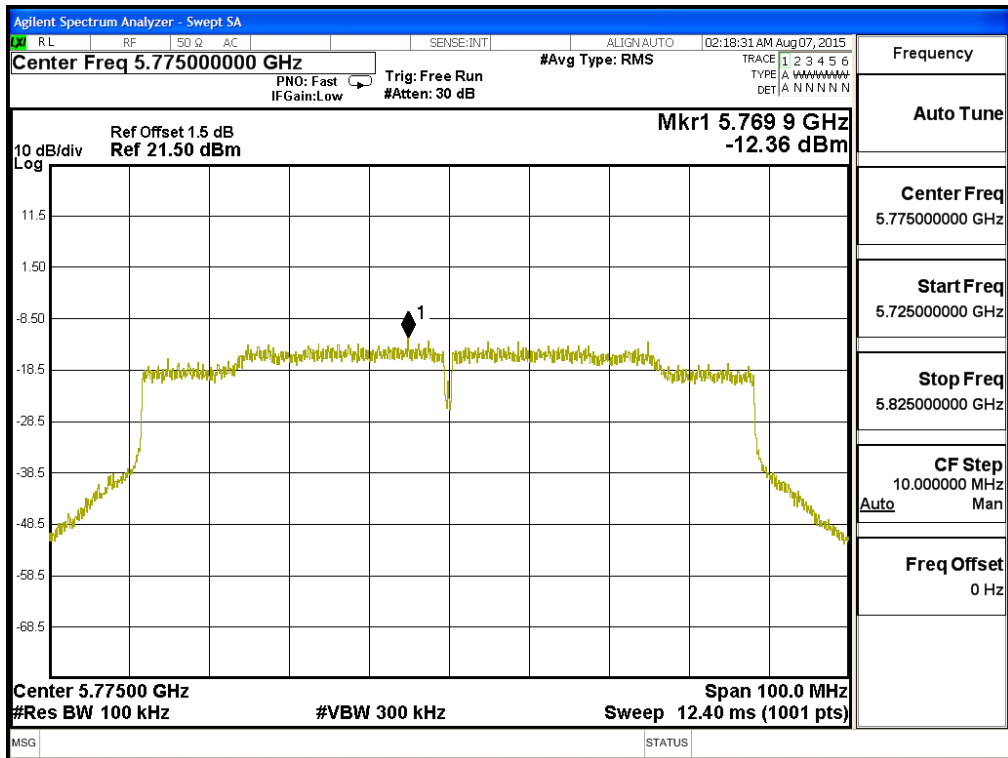
Product : Intel® Dual Band Wireless-AC 8260
 Test Item : Peak Power Spectral Density
 Test Site : No.3 OATS
 Test Mode : Mode 4 Beamforming: Transmit (802.11ac-80BW-65Mbps)

Channel Number	Frequency (MHz)	Chain	PPSD (dBm)	BWCF (dB)	Duty Factor (dBm)	Total PPSD (dBm) ₁	Required Limit (dBm)	Result
155	5775	A	-12.360	6.980	0.975	-1.395	<30	Pass
		B	-10.670	6.980	0.975	0.295	<30	Pass

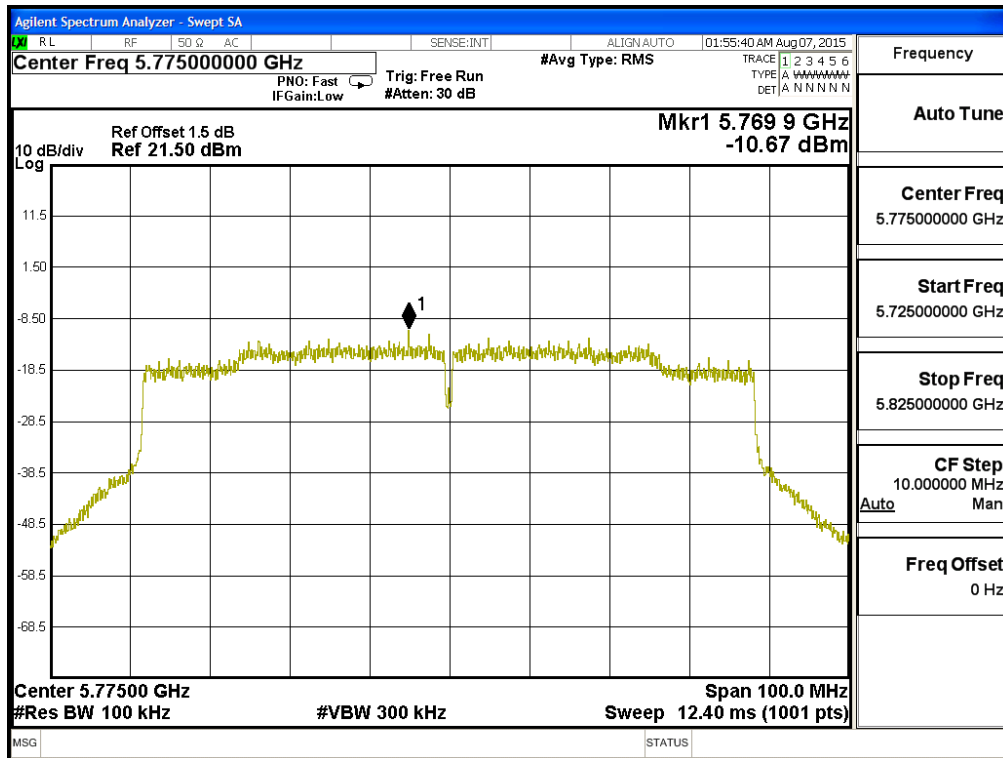
Note: 1. The quantity $10 \cdot \log 2$ (two antennas) is added to the spectrum peak value according to document 662911D01.

2. Total PPSD = PPSD value + BWCF + Duty Factor + $10 \cdot \log 2$.

Channel 155: CHAIN A



Channel 155: CHAIN B



5. Radiated Emission

5.1. Test Equipment

The following test equipments are used during the radiated emission test:

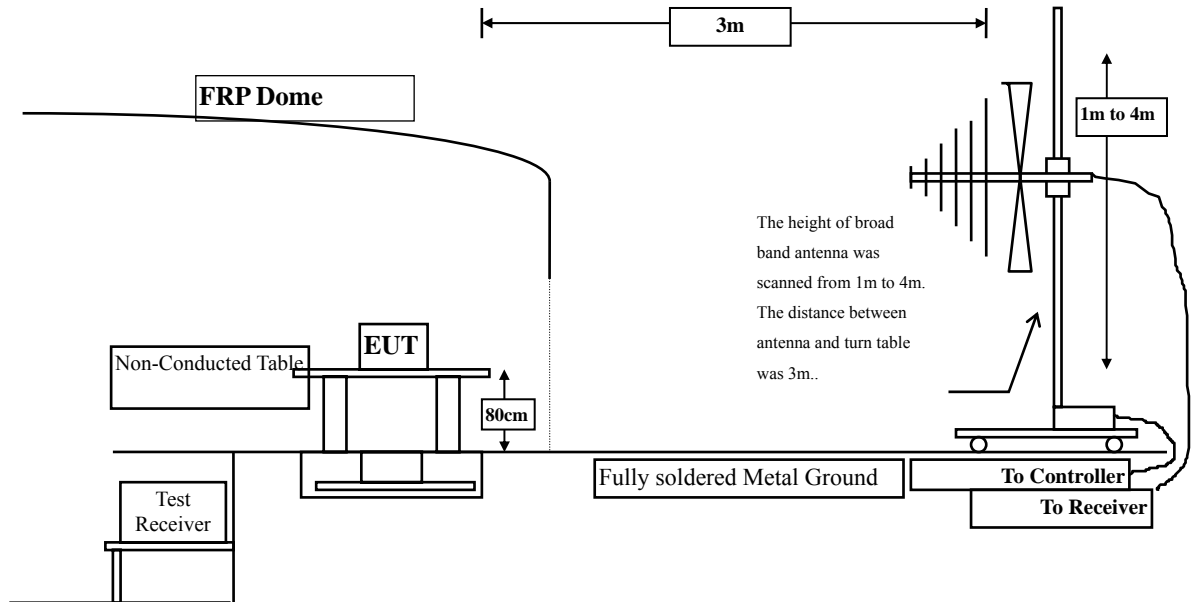
Test Site		Equipment	Manufacturer	Model No./Serial No.	Last Cal.
☒ Site # 3	X	Magnetic Loop Antenna	Teseq	HLA6121/ 37133	Sep, 2014
	X	Bilog Antenna	Schaffner Chase	CBL6112B/ 2707	Jun, 2015
	X	EMI Test Receiver	R&S	ESCS 30/838251/ 001	Jun, 2015
	X	Coaxial Cable	QTK(Armist)	RG 214/ LC003-RG	Jun, 2015
	X	Coaxial signal switch	Armist	MP59B/ 6200798682	Jun, 2015

Test Site		Equipment	Manufacturer	Model No./Serial No.	Last Cal.
☒ CB # 8	X	Spectrum Analyzer	R&S	FSP40/ 100339	Oct, 2014
	X	Horn Antenna	ETS-Lindgren	3117/ 35205	Mar, 2015
	X	Horn Antenna	Schwarzbeck	BBHA9170/209	Jan, 2015
	X	Horn Antenna	TRC	AH-0801/95051	Aug, 2015
	X	Pre-Amplifier	EMCI	EMC012630SE/980210	Jan, 2015
	X	Pre-Amplifier	MITEQ	JS41-001040000-58-5P/153945	Jul, 2015
	X	Pre-Amplifier	NARDA	DBL-1840N506/013	Jul, 2015

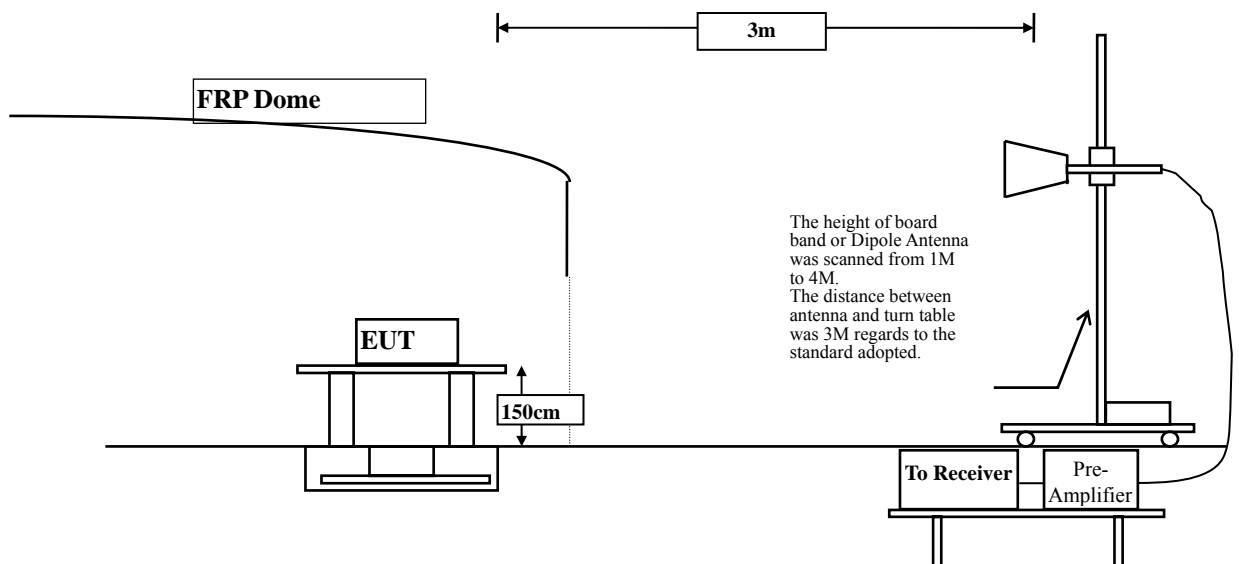
- Note:
1. All equipments are calibrated with traceable calibrations. Each calibration is traceable to the national or international standards.
 2. The test instruments marked with "X" are used to measure the final test results.

5.2. Test Setup

Radiated Emission Below 1GHz



Radiated Emission Above 1GHz



5.3. Limits

Emissions radiated outside of the specified frequency bands, except for harmonics, shall be attenuated by at least 20dB below the level of the fundamental or to the general radiated emission limits in paragraph 15.209, whichever is the lesser attenuation.

FCC Part 15 Subpart C Paragraph 15.209(a) Limits		
Frequency MHz	Field strength (microvolts/meter)	Measurement distance (meter)
0.009-0.490	2400/F(kHz)	300
0.490-1.705	24000/F(kHz)	30
1.705-30	30	30
30-88	100	3
88-216	150	3
216-960	200	3
Above 960	500	3

Remarks: E field strength (dBuV/m) = 20 log E field strength (uV/m)

5.4. Test Procedure

The EUT was setup according to ANSI C63.10, 2013 and tested according to FCC KDB-789033 test procedure for compliance to FCC 47CFR 15. 407 requirements.

Measuring the frequency range below 1GHz, the EUT is placed on a turn table which is 0.8 meter above ground, when measuring the frequency range above 1GHz, the EUT is placed on a turn table which is 1.5 meter above ground.

The turn table is rotated 360 degrees to determine the position of the maximum emission level.

The EUT was positioned such that the distance from antenna to the EUT was 3 meters.

The antenna is scanned between 1 meter and 4 meters to find out the maximum emission level. This is repeated for both horizontal and vertical polarization of the antenna. In order to find the maximum emission, all of the interface cables were manipulated according to ANSI C63.10: 2013 on radiated measurement.

The resolution bandwidth below 30MHz setting on the field strength meter is 9kHz and 30MHz~1GHz is 120kHz and above 1GHz is 1MHz.

Radiated emission measurements below 30MHz are made using Loop Antenna and 30MHz~1GHz are made using broadband Bilog antenna and above 1GHz are made using Horn Antennas.

The measurement is divided into the Preliminary Measurement and the Final Measurement.

The suspected frequencies are searched for in Preliminary Measurement with the measurement antenna kept pointed at the source of the emission both in azimuth and elevation, with the polarization of the antenna oriented for maximum response. The antenna is pointed at an angle towards the source of the emission, and the EUT is rotated in both height and polarization to maximize the measured emission. The emission is kept within the illumination area of the 3 dB bandwidth of the antenna.

The worst radiated emission is measured in the Open Area Test Site on the Final Measurement.

The measurement frequency range from 9kHz - 10th Harmonic of fundamental was investigated.

5.5. Uncertainty

± 3.8 dB below 1GHz

± 3.9 dB above 1GHz

5.6. Test Result of Radiated Emission

Product : Intel® Dual Band Wireless-AC 8260
 Test Item : Harmonic Radiated Emission Data
 Test Site : No.3 OATS
 Test Mode : Mode 1 SISO A: Transmit (802.11a-6Mbps) (5745MHz)

Frequency MHz	Correct Factor dB	Reading Level dBuV	Measurement Level dBuV/m	Margin dB	Limit dBuV/m
Horizontal					
Peak Detector:					
11490.000	17.106	35.618	52.724	-21.276	74.000
17235.000	*	*	*	*	74.000
20720.000	*	*	*	*	74.000
25900.000	*	*	*	*	74.000
31080.000	*	*	*	*	74.000
36260.000	*	*	*	*	74.000
Average Detector:					
*	*	*	*	*	*
Vertical					
Peak Detector:					
11490.000	18.034	35.138	53.172	-20.828	74.000
17235.000	*	*	*	*	74.000
20720.000	*	*	*	*	74.000
25900.000	*	*	*	*	74.000
31080.000	*	*	*	*	74.000
36260.000	*	*	*	*	74.000
Average Detector:					
*	*	*	*	*	*

Note:

1. All Readings below 1GHz are Quasi-Peak, above 1GHz are performed with peak and/or average measurements as necessary.
2. Peak measurements: RBW = 1MHz, VBW = 3 MHz, Sweep: Auto.
3. Average measurements: RBW = 1MHz, VBW = 10 Hz, Sweep: Auto.
4. Measurement Level = Reading Level + Correct Factor.
5. Correct Factor = Antenna factor + Cable loss – Amplifier gain.
6. The average measurement was not performed when the peak measured data under the limit of average detection.
7. The emission levels of other frequencies are very lower than the limit and not show in test report.

Product : Intel® Dual Band Wireless-AC 8260
 Test Item : Harmonic Radiated Emission Data
 Test Site : No.3 OATS
 Test Mode : Mode 1 SISO A: Transmit (802.11a-6Mbps) (5785MHz)

Frequency MHz	Correct Factor dB	Reading Level dBuV	Measurement Level dBuV/m	Margin dB	Limit dBuV/m
Horizontal					
Peak Detector:					
11570.000	16.809	34.979	51.788	-22.212	74.000
17355.000	*	*	*	*	74.000
20800.000	*	*	*	*	74.000
26000.000	*	*	*	*	74.000
31200.000	*	*	*	*	74.000
36400.000	*	*	*	*	74.000
Average Detector:					
*	*	*	*	*	*
Vertical					
Peak Detector:					
11570.000	17.698	35.736	53.434	-20.566	74.000
17355.000	*	*	*	*	74.000
20800.000	*	*	*	*	74.000
26000.000	*	*	*	*	74.000
31200.000	*	*	*	*	74.000
36400.000	*	*	*	*	74.000
Average Detector:					
*	*	*	*	*	*

Note:

1. All Readings below 1GHz are Quasi-Peak, above 1GHz are performed with peak and/or average measurements as necessary.
2. Peak measurements: RBW = 1MHz, VBW = 3 MHz, Sweep: Auto.
3. Average measurements: RBW = 1MHz, VBW = 10 Hz, Sweep: Auto.
4. Measurement Level = Reading Level + Correct Factor.
5. Correct Factor = Antenna factor + Cable loss – Amplifier gain.
6. The average measurement was not performed when the peak measured data under the limit of average detection.
7. The emission levels of other frequencies are very lower than the limit and not show in test report.

Product : Intel® Dual Band Wireless-AC 8260
 Test Item : Harmonic Radiated Emission Data
 Test Site : No.3 OATS
 Test Mode : Mode 1 SISO A: Transmit (802.11a-6Mbps) (5825MHz)

Frequency MHz	Correct Factor dB	Reading Level dBuV	Measurement Level dBuV/m	Margin dB	Limit dBuV/m
Horizontal					
Peak Detector:					
11650.000	16.158	35.735	51.893	-22.107	74.000
17475.000	*	*	*	*	74.000
20960.000	*	*	*	*	74.000
26200.000	*	*	*	*	74.000
31440000	*	*	*	*	74.000
36680.000	*	*	*	*	74.000
Average Detector:					
*	*	*	*	*	*
Vertical					
Peak Detector:					
11650.000	17.274	35.076	52.350	-21.650	74.000
17475.000	*	*	*	*	74.000
20960.000	*	*	*	*	74.000
26200.000	*	*	*	*	74.000
31440000	*	*	*	*	74.000
36680.000	*	*	*	*	74.000
Average Detector:					
*	*	*	*	*	*

Note:

1. All Readings below 1GHz are Quasi-Peak, above 1GHz are performed with peak and/or average measurements as necessary.
2. Peak measurements: RBW = 1MHz, VBW = 3 MHz, Sweep: Auto.
3. Average measurements: RBW = 1MHz, VBW = 10 Hz, Sweep: Auto.
4. Measurement Level = Reading Level + Correct Factor.
5. Correct Factor = Antenna factor + Cable loss – Amplifier gain.
6. The average measurement was not performed when the peak measured data under the limit of average detection.
7. The emission levels of other frequencies are very lower than the limit and not show in test report.

Product : Intel® Dual Band Wireless-AC 8260
 Test Item : Harmonic Radiated Emission Data
 Test Site : No.3 OATS
 Test Mode : Mode 1 SISO A: Transmit (802.11n-20BW 7.2Mbps) (5745MHz)

Frequency MHz	Correct Factor dB	Reading Level dBuV	Measurement Level dBuV/m	Margin dB	Limit dBuV/m
Horizontal					
Peak Detector:					
11490.000	17.106	34.669	51.775	-22.225	74.000
17235.000	*	*	*	*	74.000
20720.000	*	*	*	*	74.000
25900.000	*	*	*	*	74.000
31080.000	*	*	*	*	74.000
36260.000	*	*	*	*	74.000
Average Detector:					
*	*	*	*	*	*
Vertical					
Peak Detector:					
11490.000	18.034	34.439	52.473	-21.527	74.000
17235.000	*	*	*	*	74.000
20720.000	*	*	*	*	74.000
25900.000	*	*	*	*	74.000
31080.000	*	*	*	*	74.000
36260.000	*	*	*	*	74.000
Average Detector:					
*	*	*	*	*	*

Note:

1. All Readings below 1GHz are Quasi-Peak, above 1GHz are performed with peak and/or average measurements as necessary.
2. Peak measurements: RBW = 1MHz, VBW = 3 MHz, Sweep: Auto.
3. Average measurements: RBW = 1MHz, VBW = 10 Hz, Sweep: Auto.
4. Measurement Level = Reading Level + Correct Factor.
5. Correct Factor = Antenna factor + Cable loss – Amplifier gain.
6. The average measurement was not performed when the peak measured data under the limit of average detection.
7. The emission levels of other frequencies are very lower than the limit and not show in test report.

Product : Intel® Dual Band Wireless-AC 8260
 Test Item : Harmonic Radiated Emission Data
 Test Site : No.3 OATS
 Test Mode : Mode 1 SISO A: Transmit (802.11n-20BW 7.2Mbps) (5785MHz)

Frequency MHz	Correct Factor dB	Reading Level dBuV	Measurement Level dBuV/m	Margin dB	Limit dBuV/m
Horizontal					
Peak Detector:					
11570.000	16.809	35.580	52.389	-21.611	74.000
17355.000	*	*	*	*	74.000
20880.000	*	*	*	*	74.000
26100.000	*	*	*	*	74.000
31320.000	*	*	*	*	74.000
36540.000	*	*	*	*	74.000
Average Detector:					
*	*	*	*	*	*
Vertical					
Peak Detector:					
11570.000	17.698	35.451	53.149	-20.851	74.000
17355.000	*	*	*	*	74.000
20880.000	*	*	*	*	74.000
26100.000	*	*	*	*	74.000
31320.000	*	*	*	*	74.000
36540.000	*	*	*	*	74.000
Average Detector:					
*	*	*	*	*	*

Note:

1. All Readings below 1GHz are Quasi-Peak, above 1GHz are performed with peak and/or average measurements as necessary.
2. Peak measurements: RBW = 1MHz, VBW = 3 MHz, Sweep: Auto.
3. Average measurements: RBW = 1MHz, VBW = 10 Hz, Sweep: Auto.
4. Measurement Level = Reading Level + Correct Factor.
5. Correct Factor = Antenna factor + Cable loss – Amplifier gain.
6. The average measurement was not performed when the peak measured data under the limit of average detection.
7. The emission levels of other frequencies are very lower than the limit and not show in test report.

Product : Intel® Dual Band Wireless-AC 8260
 Test Item : Harmonic Radiated Emission Data
 Test Site : No.3 OATS
 Test Mode : Mode 1 SISO A: Transmit (802.11n-20BW 7.2Mbps) (5825MHz)

Frequency MHz	Correct Factor dB	Reading Level dBuV	Measurement Level dBuV/m	Margin dB	Limit dBuV/m
Horizontal					
Peak Detector:					
11650.000	16.158	35.378	51.536	-22.464	74.000
17475.000	*	*	*	*	74.000
20960.000	*	*	*	*	74.000
26200.000	*	*	*	*	74.000
31440.000	*	*	*	*	74.000
36680.000	*	*	*	*	74.000
Average Detector:					
*	*	*	*	*	*
Vertical					
Peak Detector:					
11650.000	17.274	35.568	52.842	-21.158	74.000
17475.000	*	*	*	*	74.000
20960.000	*	*	*	*	74.000
26200.000	*	*	*	*	74.000
31440.000	*	*	*	*	74.000
36680.000	*	*	*	*	74.000
Average Detector:					
*	*	*	*	*	*

Note:

1. All Readings below 1GHz are Quasi-Peak, above 1GHz are performed with peak and/or average measurements as necessary.
2. Peak measurements: RBW = 1MHz, VBW = 3 MHz, Sweep: Auto.
3. Average measurements: RBW = 1MHz, VBW = 10 Hz, Sweep: Auto.
4. Measurement Level = Reading Level + Correct Factor.
5. Correct Factor = Antenna factor + Cable loss – Amplifier gain.
6. The average measurement was not performed when the peak measured data under the limit of average detection.
7. The emission levels of other frequencies are very lower than the limit and not show in test report.

Product : Intel® Dual Band Wireless-AC 8260
 Test Item : Harmonic Radiated Emission Data
 Test Site : No.3 OATS
 Test Mode : Mode 1 SISO A: Transmit (802.11n-40BW 15Mbps) (5755MHz)

Frequency MHz	Correct Factor dB	Reading Level dBuV	Measurement Level dBuV/m	Margin dB	Limit dBuV/m
Horizontal					
Peak Detector:					
11510.000	17.124	35.221	52.345	-21.655	74.000
17265.000	*	*	*	*	74.000
20760.000	*	*	*	*	74.000
25950.000	*	*	*	*	74.000
31140.000	*	*	*	*	74.000
36330.000	*	*	*	*	74.000
Average Detector:					
*	*	*	*	*	*
Vertical					
Peak Detector:					
11510.000	18.081	35.078	53.159	-20.841	74.000
17265.000	*	*	*	*	74.000
20760.000	*	*	*	*	74.000
25950.000	*	*	*	*	74.000
31140.000	*	*	*	*	74.000
36330.000	*	*	*	*	74.000
Average Detector:					
*	*	*	*	*	*

Note:

1. All Readings below 1GHz are Quasi-Peak, above 1GHz are performed with peak and/or average measurements as necessary.
2. Peak measurements: RBW = 1MHz, VBW = 3 MHz, Sweep: Auto.
3. Average measurements: RBW = 1MHz, VBW = 10 Hz, Sweep: Auto.
4. Measurement Level = Reading Level + Correct Factor.
5. Correct Factor = Antenna factor + Cable loss – Amplifier gain.
6. The average measurement was not performed when the peak measured data under the limit of average detection.
7. The emission levels of other frequencies are very lower than the limit and not show in test report.

Product : Intel® Dual Band Wireless-AC 8260
 Test Item : Harmonic Radiated Emission Data
 Test Site : No.3 OATS
 Test Mode : Mode 1 SISO A: Transmit (802.11n-40BW 15Mbps) (5795MHz)

Frequency MHz	Correct Factor dB	Reading Level dBuV	Measurement Level dBuV/m	Margin dB	Limit dBuV/m
Horizontal					
Peak Detector:					
11590.000	16.701	35.651	52.352	-21.648	74.000
17385.000	*	*	*	*	74.000
20920.000	*	*	*	*	74.000
26150.000	*	*	*	*	74.000
31380.000	*	*	*	*	74.000
36610.000	*	*	*	*	74.000
Average Detector:					
*	*	*	*	*	*
Vertical					
Peak Detector:					
11590.000	17.567	35.210	52.777	-21.223	74.000
17385.000	*	*	*	*	74.000
20920.000	*	*	*	*	74.000
26150.000	*	*	*	*	74.000
31380.000	*	*	*	*	74.000
36610.000	*	*	*	*	74.000
Average Detector:					
*	*	*	*	*	*

Note:

1. All Readings below 1GHz are Quasi-Peak, above 1GHz are performed with peak and/or average measurements as necessary.
2. Peak measurements: RBW = 1MHz, VBW = 3 MHz, Sweep: Auto.
3. Average measurements: RBW = 1MHz, VBW = 10 Hz, Sweep: Auto.
4. Measurement Level = Reading Level + Correct Factor.
5. Correct Factor = Antenna factor + Cable loss – Amplifier gain.
6. The average measurement was not performed when the peak measured data under the limit of average detection.
7. The emission levels of other frequencies are very lower than the limit and not show in test report.

Product : Intel® Dual Band Wireless-AC 8260
 Test Item : Harmonic Radiated Emission Data
 Test Site : No.3 OATS
 Test Mode : Mode 1 SISO A: Transmit (802.11ac-80BW-32.5Mbps) (5775MHz)

Frequency MHz	Correct Factor dB	Reading Level dBuV	Measurement Level dBuV/m	Margin dB	Limit dBuV/m
Horizontal					
Peak Detector:					
11530.000	17.018	35.732	52.750	-21.250	74.000
17325.000	*	*	*	*	74.000
20720.000	*	*	*	*	74.000
25900.000	*	*	*	*	74.000
31080.000	*	*	*	*	74.000
36260.000	*	*	*	*	74.000
Average Detector:					
*	*	*	*	*	*
Vertical					
Peak Detector:					
11530.000	17.952	35.129	53.081	-20.919	74.000
17325.000	*	*	*	*	74.000
20720.000	*	*	*	*	74.000
25900.000	*	*	*	*	74.000
31080.000	*	*	*	*	74.000
36260.000	*	*	*	*	74.000
Average Detector:					
*	*	*	*	*	*

Note:

1. All Readings below 1GHz are Quasi-Peak, above 1GHz are performed with peak and/or average measurements as necessary.
2. Peak measurements: RBW = 1MHz, VBW = 3 MHz, Sweep: Auto.
3. Average measurements: RBW = 1MHz, VBW = 10 Hz, Sweep: Auto.
4. Measurement Level = Reading Level + Correct Factor.
5. Correct Factor = Antenna factor + Cable loss – Amplifier gain.
6. The average measurement was not performed when the peak measured data under the limit of average detection.
7. The emission levels of other frequencies are very lower than the limit and not show in test report.

Product : Intel® Dual Band Wireless-AC 8260
 Test Item : Harmonic Radiated Emission Data
 Test Site : No.3 OATS
 Test Mode : Mode 2 SISO B: Transmit (802.11a-6Mbps) (5745MHz)

Frequency MHz	Correct Factor dB	Reading Level dBuV	Measurement Level dBuV/m	Margin dB	Limit dBuV/m
Horizontal					
Peak Detector:					
11490.000	17.106	35.367	52.473	-21.527	74.000
17235.000	*	*	*	*	74.000
20720.000	*	*	*	*	74.000
25900.000	*	*	*	*	74.000
31080.000	*	*	*	*	74.000
36260.000	*	*	*	*	74.000
Average Detector:					
*	*	*	*	*	*
Vertical					
Peak Detector:					
11490.000	18.034	34.882	52.916	-21.084	74.000
17235.000	*	*	*	*	74.000
20720.000	*	*	*	*	74.000
25900.000	*	*	*	*	74.000
31080.000	*	*	*	*	74.000
36260.000	*	*	*	*	74.000
Average Detector:					
*	*	*	*	*	*

Note:

1. All Readings below 1GHz are Quasi-Peak, above 1GHz are performed with peak and/or average measurements as necessary.
2. Peak measurements: RBW = 1MHz, VBW = 3 MHz, Sweep: Auto.
3. Average measurements: RBW = 1MHz, VBW = 10 Hz, Sweep: Auto.
4. Measurement Level = Reading Level + Correct Factor.
5. Correct Factor = Antenna factor + Cable loss – Amplifier gain.
6. The average measurement was not performed when the peak measured data under the limit of average detection.
7. The emission levels of other frequencies are very lower than the limit and not show in test report.

Product : Intel® Dual Band Wireless-AC 8260
 Test Item : Harmonic Radiated Emission Data
 Test Site : No.3 OATS
 Test Mode : Mode 2 SISO B: Transmit (802.11a-6Mbps) (5785MHz)

Frequency MHz	Correct Factor dB	Reading Level dBuV	Measurement Level dBuV/m	Margin dB	Limit dBuV/m
Horizontal					
Peak Detector:					
11570.000	16.809	35.460	52.269	-21.731	74.000
17355.000	*	*	*	*	74.000
20800.000	*	*	*	*	74.000
26000.000	*	*	*	*	74.000
31200.000	*	*	*	*	74.000
36400.000	*	*	*	*	74.000
Average Detector:					
*	*	*	*	*	*
Vertical					
Peak Detector:					
11570.000	17.698	35.582	53.280	-20.720	74.000
17355.000	*	*	*	*	74.000
20800.000	*	*	*	*	74.000
26000.000	*	*	*	*	74.000
31200.000	*	*	*	*	74.000
36400.000	*	*	*	*	74.000
Average Detector:					
*	*	*	*	*	*

Note:

1. All Readings below 1GHz are Quasi-Peak, above 1GHz are performed with peak and/or average measurements as necessary.
2. Peak measurements: RBW = 1MHz, VBW = 3 MHz, Sweep: Auto.
3. Average measurements: RBW = 1MHz, VBW = 10 Hz, Sweep: Auto.
4. Measurement Level = Reading Level + Correct Factor.
5. Correct Factor = Antenna factor + Cable loss – Amplifier gain.
6. The average measurement was not performed when the peak measured data under the limit of average detection.
7. The emission levels of other frequencies are very lower than the limit and not show in test report.

Product : Intel® Dual Band Wireless-AC 8260
 Test Item : Harmonic Radiated Emission Data
 Test Site : No.3 OATS
 Test Mode : Mode 2 SISO B: Transmit (802.11a-6Mbps) (5825MHz)

Frequency MHz	Correct Factor dB	Reading Level dBuV	Measurement Level dBuV/m	Margin dB	Limit dBuV/m
Horizontal					
Peak Detector:					
11650.000	16.158	34.686	50.844	-23.156	74.000
17475.000	*	*	*	*	74.000
20960.000	*	*	*	*	74.000
26200.000	*	*	*	*	74.000
31440000	*	*	*	*	74.000
36680.000	*	*	*	*	74.000
Average Detector:					
*	*	*	*	*	*
Vertical					
Peak Detector:					
11650.000	17.274	35.093	52.367	-21.633	74.000
17475.000	*	*	*	*	74.000
20960.000	*	*	*	*	74.000
26200.000	*	*	*	*	74.000
31440000	*	*	*	*	74.000
36680.000	*	*	*	*	74.000
Average Detector:					
*	*	*	*	*	*

Note:

1. All Readings below 1GHz are Quasi-Peak, above 1GHz are performed with peak and/or average measurements as necessary.
2. Peak measurements: RBW = 1MHz, VBW = 3 MHz, Sweep: Auto.
3. Average measurements: RBW = 1MHz, VBW = 10 Hz, Sweep: Auto.
4. Measurement Level = Reading Level + Correct Factor.
5. Correct Factor = Antenna factor + Cable loss – Amplifier gain.
6. The average measurement was not performed when the peak measured data under the limit of average detection.
7. The emission levels of other frequencies are very lower than the limit and not show in test report.

Product : Intel® Dual Band Wireless-AC 8260
 Test Item : Harmonic Radiated Emission Data
 Test Site : No.3 OATS
 Test Mode : Mode 2 SISO B: Transmit (802.11n-20BW 7.2Mbps) (5745MHz)

Frequency MHz	Correct Factor dB	Reading Level dBuV	Measurement Level dBuV/m	Margin dB	Limit dBuV/m
Horizontal					
Peak Detector:					
11490.000	17.106	34.527	51.633	-22.367	74.000
17235.000	*	*	*	*	74.000
20720.000	*	*	*	*	74.000
25900.000	*	*	*	*	74.000
31080.000	*	*	*	*	74.000
36260.000	*	*	*	*	74.000
Average Detector:					
*	*	*	*	*	*
Vertical					
Peak Detector:					
11490.000	18.034	34.527	52.561	-21.439	74.000
17235.000	*	*	*	*	74.000
20720.000	*	*	*	*	74.000
25900.000	*	*	*	*	74.000
31080.000	*	*	*	*	74.000
36260.000	*	*	*	*	74.000
Average Detector:					
*	*	*	*	*	*

Note:

1. All Readings below 1GHz are Quasi-Peak, above 1GHz are performed with peak and/or average measurements as necessary.
2. Peak measurements: RBW = 1MHz, VBW = 3 MHz, Sweep: Auto.
3. Average measurements: RBW = 1MHz, VBW = 10 Hz, Sweep: Auto.
4. Measurement Level = Reading Level + Correct Factor.
5. Correct Factor = Antenna factor + Cable loss – Amplifier gain.
6. The average measurement was not performed when the peak measured data under the limit of average detection.
7. The emission levels of other frequencies are very lower than the limit and not show in test report.

Product : Intel® Dual Band Wireless-AC 8260
 Test Item : Harmonic Radiated Emission Data
 Test Site : No.3 OATS
 Test Mode : Mode 2 SISO B: Transmit (802.11n-20BW 7.2Mbps) (5785MHz)

Frequency MHz	Correct Factor dB	Reading Level dBuV	Measurement Level dBuV/m	Margin dB	Limit dBuV/m
Horizontal					
Peak Detector:					
11570.000	16.809	35.153	51.962	-22.038	74.000
17355.000	*	*	*	*	74.000
20880.000	*	*	*	*	74.000
26100.000	*	*	*	*	74.000
31320.000	*	*	*	*	74.000
36540.000	*	*	*	*	74.000
Average Detector:					
*	*	*	*	*	*
Vertical					
Peak Detector:					
11570.000	17.698	35.288	52.986	-21.014	74.000
17355.000	*	*	*	*	74.000
20880.000	*	*	*	*	74.000
26100.000	*	*	*	*	74.000
31320.000	*	*	*	*	74.000
36540.000	*	*	*	*	74.000
Average Detector:					
*	*	*	*	*	*

Note:

1. All Readings below 1GHz are Quasi-Peak, above 1GHz are performed with peak and/or average measurements as necessary.
2. Peak measurements: RBW = 1MHz, VBW = 3 MHz, Sweep: Auto.
3. Average measurements: RBW = 1MHz, VBW = 10 Hz, Sweep: Auto.
4. Measurement Level = Reading Level + Correct Factor.
5. Correct Factor = Antenna factor + Cable loss – Amplifier gain.
6. The average measurement was not performed when the peak measured data under the limit of average detection.
7. The emission levels of other frequencies are very lower than the limit and not show in test report.

Product : Intel® Dual Band Wireless-AC 8260
 Test Item : Harmonic Radiated Emission Data
 Test Site : No.3 OATS
 Test Mode : Mode 2 SISO B: Transmit (802.11n-20BW 7.2Mbps) (5825MHz)

Frequency MHz	Correct Factor dB	Reading Level dBuV	Measurement Level dBuV/m	Margin dB	Limit dBuV/m
Horizontal					
Peak Detector:					
11650.000	16.158	34.602	50.760	-23.240	74.000
17475.000	*	*	*	*	74.000
20960.000	*	*	*	*	74.000
26200.000	*	*	*	*	74.000
31440.000	*	*	*	*	74.000
36680.000	*	*	*	*	74.000
Average Detector:					
*	*	*	*	*	*
Vertical					
Peak Detector:					
11650.000	17.274	35.149	52.423	-21.577	74.000
17475.000	*	*	*	*	74.000
20960.000	*	*	*	*	74.000
26200.000	*	*	*	*	74.000
31440.000	*	*	*	*	74.000
36680.000	*	*	*	*	74.000
Average Detector:					
*	*	*	*	*	*

Note:

1. All Readings below 1GHz are Quasi-Peak, above 1GHz are performed with peak and/or average measurements as necessary.
2. Peak measurements: RBW = 1MHz, VBW = 3 MHz, Sweep: Auto.
3. Average measurements: RBW = 1MHz, VBW = 10 Hz, Sweep: Auto.
4. Measurement Level = Reading Level + Correct Factor.
5. Correct Factor = Antenna factor + Cable loss – Amplifier gain.
6. The average measurement was not performed when the peak measured data under the limit of average detection.
7. The emission levels of other frequencies are very lower than the limit and not show in test report.

Product : Intel® Dual Band Wireless-AC 8260
 Test Item : Harmonic Radiated Emission Data
 Test Site : No.3 OATS
 Test Mode : Mode 2 SISO B: Transmit (802.11n-40BW 15Mbps) (5755MHz)

Frequency MHz	Correct Factor dB	Reading Level dBuV	Measurement Level dBuV/m	Margin dB	Limit dBuV/m
Horizontal					
Peak Detector:					
11510.000	17.124	35.261	52.385	-21.615	74.000
17265.000	*	*	*	*	74.000
20760.000	*	*	*	*	74.000
25950.000	*	*	*	*	74.000
31140.000	*	*	*	*	74.000
36330.000	*	*	*	*	74.000
Average Detector:					
*	*	*	*	*	*
Vertical					
Peak Detector:					
11510.000	18.081	34.949	53.030	-20.970	74.000
17265.000	*	*	*	*	74.000
20760.000	*	*	*	*	74.000
25950.000	*	*	*	*	74.000
31140.000	*	*	*	*	74.000
36330.000	*	*	*	*	74.000
Average Detector:					
*	*	*	*	*	*

Note:

1. All Readings below 1GHz are Quasi-Peak, above 1GHz are performed with peak and/or average measurements as necessary.
2. Peak measurements: RBW = 1MHz, VBW = 3 MHz, Sweep: Auto.
3. Average measurements: RBW = 1MHz, VBW = 10 Hz, Sweep: Auto.
4. Measurement Level = Reading Level + Correct Factor.
5. Correct Factor = Antenna factor + Cable loss – Amplifier gain.
6. The average measurement was not performed when the peak measured data under the limit of average detection.
7. The emission levels of other frequencies are very lower than the limit and not show in test report.

Product : Intel® Dual Band Wireless-AC 8260
 Test Item : Harmonic Radiated Emission Data
 Test Site : No.3 OATS
 Test Mode : Mode 2 SISO B: Transmit (802.11n-40BW 15Mbps) (5795MHz)

Frequency MHz	Correct Factor dB	Reading Level dBuV	Measurement Level dBuV/m	Margin dB	Limit dBuV/m
Horizontal					
Peak Detector:					
11590.000	16.701	34.890	51.591	-22.409	74.000
17385.000	*	*	*	*	74.000
20920.000	*	*	*	*	74.000
26150.000	*	*	*	*	74.000
31380.000	*	*	*	*	74.000
36610.000	*	*	*	*	74.000
Average Detector:					
*	*	*	*	*	*
Vertical					
Peak Detector:					
11590.000	17.567	34.839	52.406	-21.594	74.000
17385.000	*	*	*	*	74.000
20920.000	*	*	*	*	74.000
26150.000	*	*	*	*	74.000
31380.000	*	*	*	*	74.000
36610.000	*	*	*	*	74.000
Average Detector:					
*	*	*	*	*	*

Note:

1. All Readings below 1GHz are Quasi-Peak, above 1GHz are performed with peak and/or average measurements as necessary.
2. Peak measurements: RBW = 1MHz, VBW = 3 MHz, Sweep: Auto.
3. Average measurements: RBW = 1MHz, VBW = 10 Hz, Sweep: Auto.
4. Measurement Level = Reading Level + Correct Factor.
5. Correct Factor = Antenna factor + Cable loss – Amplifier gain.
6. The average measurement was not performed when the peak measured data under the limit of average detection.
7. The emission levels of other frequencies are very lower than the limit and not show in test report.

Product : Intel® Dual Band Wireless-AC 8260
 Test Item : Harmonic Radiated Emission Data
 Test Site : No.3 OATS
 Test Mode : Mode 2 SISO B: Transmit (802.11ac-80BW-32.5Mbps) (5775MHz)

Frequency MHz	Correct Factor dB	Reading Level dBuV	Measurement Level dBuV/m	Margin dB	Limit dBuV/m
Horizontal					
Peak Detector:					
11530.000	17.018	35.512	52.530	-21.470	74.000
17325.000	*	*	*	*	74.000
20720.000	*	*	*	*	74.000
25900.000	*	*	*	*	74.000
31080.000	*	*	*	*	74.000
36260.000	*	*	*	*	74.000
Average Detector:					
*	*	*	*	*	*
Vertical					
Peak Detector:					
11530.000	17.952	34.347	52.299	-21.701	74.000
17325.000	*	*	*	*	74.000
20720.000	*	*	*	*	74.000
25900.000	*	*	*	*	74.000
31080.000	*	*	*	*	74.000
36260.000	*	*	*	*	74.000
Average Detector:					
*	*	*	*	*	*

Note:

1. All Readings below 1GHz are Quasi-Peak, above 1GHz are performed with peak and/or average measurements as necessary.
2. Peak measurements: RBW = 1MHz, VBW = 3 MHz, Sweep: Auto.
3. Average measurements: RBW = 1MHz, VBW = 10 Hz, Sweep: Auto.
4. Measurement Level = Reading Level + Correct Factor.
5. Correct Factor = Antenna factor + Cable loss – Amplifier gain.
6. The average measurement was not performed when the peak measured data under the limit of average detection.
7. The emission levels of other frequencies are very lower than the limit and not show in test report.

Product : Intel® Dual Band Wireless-AC 8260
 Test Item : Harmonic Radiated Emission Data
 Test Site : No.3 OATS
 Test Mode : Mode 3 MIMO: Transmit (802.11n-20BW 14.4Mbps) (5745MHz)

Frequency MHz	Correct Factor dB	Reading Level dBuV	Measurement Level dBuV/m	Margin dB	Limit dBuV/m
Horizontal					
Peak Detector:					
11490.000	17.106	35.391	52.497	-21.503	74.000
17235.000	*	*	*	*	74.000
20720.000	*	*	*	*	74.000
25900.000	*	*	*	*	74.000
31080.000	*	*	*	*	74.000
36260.000	*	*	*	*	74.000
Average Detector:					
*	*	*	*	*	*
Vertical					
Peak Detector:					
11490.000	18.034	34.750	52.784	-21.216	74.000
17235.000	*	*	*	*	74.000
20720.000	*	*	*	*	74.000
25900.000	*	*	*	*	74.000
31080.000	*	*	*	*	74.000
36260.000	*	*	*	*	74.000
Average Detector:					
*	*	*	*	*	*

Note:

1. All Readings below 1GHz are Quasi-Peak, above 1GHz are performed with peak and/or average measurements as necessary.
2. Peak measurements: RBW = 1MHz, VBW = 3 MHz, Sweep: Auto.
3. Average measurements: RBW = 1MHz, VBW = 10 Hz, Sweep: Auto.
4. Measurement Level = Reading Level + Correct Factor.
5. Correct Factor = Antenna factor + Cable loss – Amplifier gain.
6. The average measurement was not performed when the peak measured data under the limit of average detection.
7. The emission levels of other frequencies are very lower than the limit and not show in test report.

Product : Intel® Dual Band Wireless-AC 8260
 Test Item : Harmonic Radiated Emission Data
 Test Site : No.3 OATS
 Test Mode : Mode 3 MIMO: Transmit (802.11n-20BW 14.4Mbps) (5785MHz)

Frequency MHz	Correct Factor dB	Reading Level dBuV	Measurement Level dBuV/m	Margin dB	Limit dBuV/m
Horizontal					
Peak Detector:					
11570.000	16.809	35.410	52.219	-21.781	74.000
17355.000	*	*	*	*	74.000
20880.000	*	*	*	*	74.000
26100.000	*	*	*	*	74.000
31320.000	*	*	*	*	74.000
36540.000	*	*	*	*	74.000
Average Detector:					
*	*	*	*	*	*
Vertical					
Peak Detector:					
11570.000	17.698	35.126	52.824	-21.176	74.000
17355.000	*	*	*	*	74.000
20880.000	*	*	*	*	74.000
26100.000	*	*	*	*	74.000
31320.000	*	*	*	*	74.000
36540.000	*	*	*	*	74.000
Average Detector:					
*	*	*	*	*	*

Note:

1. All Readings below 1GHz are Quasi-Peak, above 1GHz are performed with peak and/or average measurements as necessary.
2. Peak measurements: RBW = 1MHz, VBW = 3 MHz, Sweep: Auto.
3. Average measurements: RBW = 1MHz, VBW = 10 Hz, Sweep: Auto.
4. Measurement Level = Reading Level + Correct Factor.
5. Correct Factor = Antenna factor + Cable loss – Amplifier gain.
6. The average measurement was not performed when the peak measured data under the limit of average detection.
7. The emission levels of other frequencies are very lower than the limit and not show in test report.

Product : Intel® Dual Band Wireless-AC 8260
 Test Item : Harmonic Radiated Emission Data
 Test Site : No.3 OATS
 Test Mode : Mode 3 MIMO: Transmit (802.11n-20BW 14.4Mbps) (5825MHz)

Frequency MHz	Correct Factor dB	Reading Level dBuV	Measurement Level dBuV/m	Margin dB	Limit dBuV/m
Horizontal					
Peak Detector:					
11650.000	16.158	35.398	51.556	-22.444	74.000
17475.000	*	*	*	*	74.000
20960.000	*	*	*	*	74.000
26200.000	*	*	*	*	74.000
31440.000	*	*	*	*	74.000
36680.000	*	*	*	*	74.000
Average Detector:					
*	*	*	*	*	*
Vertical					
Peak Detector:					
11650.000	17.274	34.642	51.916	-22.084	74.000
17475.000	*	*	*	*	74.000
20960.000	*	*	*	*	74.000
26200.000	*	*	*	*	74.000
31440.000	*	*	*	*	74.000
36680.000	*	*	*	*	74.000
Average Detector:					
*	*	*	*	*	*

Note:

1. All Readings below 1GHz are Quasi-Peak, above 1GHz are performed with peak and/or average measurements as necessary.
2. Peak measurements: RBW = 1MHz, VBW = 3 MHz, Sweep: Auto.
3. Average measurements: RBW = 1MHz, VBW = 10 Hz, Sweep: Auto.
4. Measurement Level = Reading Level + Correct Factor.
5. Correct Factor = Antenna factor + Cable loss – Amplifier gain.
6. The average measurement was not performed when the peak measured data under the limit of average detection.
7. The emission levels of other frequencies are very lower than the limit and not show in test report.

Product : Intel® Dual Band Wireless-AC 8260
 Test Item : Harmonic Radiated Emission Data
 Test Site : No.3 OATS
 Test Mode : Mode 3 MIMO: Transmit (802.11n-40BW 30Mbps) (5755MHz)

Frequency MHz	Correct Factor dB	Reading Level dBuV	Measurement Level dBuV/m	Margin dB	Limit dBuV/m
Horizontal					
Peak Detector:					
11510.000	17.124	34.728	51.852	-22.148	74.000
17265.000	*	*	*	*	74.000
20760.000	*	*	*	*	74.000
25950.000	*	*	*	*	74.000
31140.000	*	*	*	*	74.000
36330.000	*	*	*	*	74.000
Average Detector:					
*	*	*	*	*	*
Vertical					
Peak Detector:					
11510.000	18.081	34.686	52.767	-21.233	74.000
17265.000	*	*	*	*	74.000
20760.000	*	*	*	*	74.000
25950.000	*	*	*	*	74.000
31140.000	*	*	*	*	74.000
36330.000	*	*	*	*	74.000
Average Detector:					
*	*	*	*	*	*

Note:

1. All Readings below 1GHz are Quasi-Peak, above 1GHz are performed with peak and/or average measurements as necessary.
2. Peak measurements: RBW = 1MHz, VBW = 3 MHz, Sweep: Auto.
3. Average measurements: RBW = 1MHz, VBW = 10 Hz, Sweep: Auto.
4. Measurement Level = Reading Level + Correct Factor.
5. Correct Factor = Antenna factor + Cable loss – Amplifier gain.
6. The average measurement was not performed when the peak measured data under the limit of average detection.
7. The emission levels of other frequencies are very lower than the limit and not show in test report.

Product : Intel® Dual Band Wireless-AC 8260
 Test Item : Harmonic Radiated Emission Data
 Test Site : No.3 OATS
 Test Mode : Mode 3 MIMO: Transmit (802.11n-40BW 30Mbps) (5795MHz)

Frequency MHz	Correct Factor dB	Reading Level dBuV	Measurement Level dBuV/m	Margin dB	Limit dBuV/m
Horizontal					
Peak Detector:					
11590.000	16.701	35.404	52.105	-21.895	74.000
17385.000	*	*	*	*	74.000
20920.000	*	*	*	*	74.000
26150.000	*	*	*	*	74.000
31380.000	*	*	*	*	74.000
36610.000	*	*	*	*	74.000
Average Detector:					
*	*	*	*	*	*
Vertical					
Peak Detector:					
11590.000	17.567	35.116	52.683	-21.317	74.000
17385.000	*	*	*	*	74.000
20920.000	*	*	*	*	74.000
26150.000	*	*	*	*	74.000
31380.000	*	*	*	*	74.000
36610.000	*	*	*	*	74.000
Average Detector:					
*	*	*	*	*	*

Note:

1. All Readings below 1GHz are Quasi-Peak, above 1GHz are performed with peak and/or average measurements as necessary.
2. Peak measurements: RBW = 1MHz, VBW = 3 MHz, Sweep: Auto.
3. Average measurements: RBW = 1MHz, VBW = 10 Hz, Sweep: Auto.
4. Measurement Level = Reading Level + Correct Factor.
5. Correct Factor = Antenna factor + Cable loss – Amplifier gain.
6. The average measurement was not performed when the peak measured data under the limit of average detection.
7. The emission levels of other frequencies are very lower than the limit and not show in test report.

Product : Intel® Dual Band Wireless-AC 8260
 Test Item : Harmonic Radiated Emission Data
 Test Site : No.3 OATS
 Test Mode : Mode 3 MIMO: Transmit (802.11ac-80BW-65Mbps) (5775MHz)

Frequency MHz	Correct Factor dB	Reading Level dBuV	Measurement Level dBuV/m	Margin dB	Limit dBuV/m
Horizontal					
Peak Detector:					
11530.000	17.018	35.326	52.344	-21.656	74.000
17325.000	*	*	*	*	74.000
20720.000	*	*	*	*	74.000
25900.000	*	*	*	*	74.000
31080.000	*	*	*	*	74.000
36260.000	*	*	*	*	74.000
Average Detector:					
*	*	*	*	*	*
Vertical					
Peak Detector:					
11530.000	17.952	34.900	52.852	-21.148	74.000
17325.000	*	*	*	*	74.000
20720.000	*	*	*	*	74.000
25900.000	*	*	*	*	74.000
31080.000	*	*	*	*	74.000
36260.000	*	*	*	*	74.000
Average Detector:					
*	*	*	*	*	*

Note:

1. All Readings below 1GHz are Quasi-Peak, above 1GHz are performed with peak and/or average measurements as necessary.
2. Peak measurements: RBW = 1MHz, VBW = 3 MHz, Sweep: Auto.
3. Average measurements: RBW = 1MHz, VBW = 10 Hz, Sweep: Auto.
4. Measurement Level = Reading Level + Correct Factor.
5. Correct Factor = Antenna factor + Cable loss – Amplifier gain.
6. The average measurement was not performed when the peak measured data under the limit of average detection.
7. The emission levels of other frequencies are very lower than the limit and not show in test report.

Product : Intel® Dual Band Wireless-AC 8260
 Test Item : Harmonic Radiated Emission Data
 Test Site : No.3 OATS
 Test Mode : Mode 4 Beamforming: Transmit (802.11n-20BW 14.4Mbps) (5745MHz)

Frequency MHz	Correct Factor dB	Reading Level dBuV	Measurement Level dBuV/m	Margin dB	Limit dBuV/m
Horizontal					
Peak Detector:					
11490.000	17.106	34.955	52.061	-21.939	74.000
17235.000	*	*	*	*	74.000
20720.000	*	*	*	*	74.000
25900.000	*	*	*	*	74.000
31080.000	*	*	*	*	74.000
36260.000	*	*	*	*	74.000
Average Detector:					
*	*	*	*	*	*
Vertical					
Peak Detector:					
11490.000	18.034	35.300	53.334	-20.666	74.000
17235.000	*	*	*	*	74.000
20720.000	*	*	*	*	74.000
25900.000	*	*	*	*	74.000
31080.000	*	*	*	*	74.000
36260.000	*	*	*	*	74.000
Average Detector:					
*	*	*	*	*	*

Note:

1. All Readings below 1GHz are Quasi-Peak, above 1GHz are performed with peak and/or average measurements as necessary.
2. Peak measurements: RBW = 1MHz, VBW = 3 MHz, Sweep: Auto.
3. Average measurements: RBW = 1MHz, VBW = 10 Hz, Sweep: Auto.
4. Measurement Level = Reading Level + Correct Factor.
5. Correct Factor = Antenna factor + Cable loss – Amplifier gain.
6. The average measurement was not performed when the peak measured data under the limit of average detection.
7. The emission levels of other frequencies are very lower than the limit and not show in test report.

Product : Intel® Dual Band Wireless-AC 8260
 Test Item : Harmonic Radiated Emission Data
 Test Site : No.3 OATS
 Test Mode : Mode 4 Beamforming: Transmit (802.11n-20BW 14.4Mbps) (5785MHz)

Frequency MHz	Correct Factor dB	Reading Level dBuV	Measurement Level dBuV/m	Margin dB	Limit dBuV/m
Horizontal					
Peak Detector:					
11570.000	16.809	35.291	52.100	-21.900	74.000
17355.000	*	*	*	*	74.000
20880.000	*	*	*	*	74.000
26100.000	*	*	*	*	74.000
31320.000	*	*	*	*	74.000
36540.000	*	*	*	*	74.000
Average Detector:					
*	*	*	*	*	*
Vertical					
Peak Detector:					
11570.000	17.698	35.010	52.708	-21.292	74.000
17355.000	*	*	*	*	74.000
20880.000	*	*	*	*	74.000
26100.000	*	*	*	*	74.000
31320.000	*	*	*	*	74.000
36540.000	*	*	*	*	74.000
Average Detector:					
*	*	*	*	*	*

Note:

- All Readings below 1GHz are Quasi-Peak, above 1GHz are performed with peak and/or average measurements as necessary.
- Peak measurements: RBW = 1MHz, VBW = 3 MHz, Sweep: Auto.
- Average measurements: RBW = 1MHz, VBW = 10 Hz, Sweep: Auto.
- Measurement Level = Reading Level + Correct Factor.
- Correct Factor = Antenna factor + Cable loss – Amplifier gain.
- The average measurement was not performed when the peak measured data under the limit of average detection.
- The emission levels of other frequencies are very lower than the limit and not show in test report.

Product : Intel® Dual Band Wireless-AC 8260
 Test Item : Harmonic Radiated Emission Data
 Test Site : No.3 OATS
 Test Mode : Mode 4 Beamforming: Transmit (802.11n-20BW 14.4Mbps) (5825MHz)

Frequency MHz	Correct Factor dB	Reading Level dBuV	Measurement Level dBuV/m	Margin dB	Limit dBuV/m
Horizontal					
Peak Detector:					
11650.000	16.158	34.510	50.668	-23.332	74.000
17475.000	*	*	*	*	74.000
20960.000	*	*	*	*	74.000
26200.000	*	*	*	*	74.000
31440.000	*	*	*	*	74.000
36680.000	*	*	*	*	74.000
Average Detector:					
*	*	*	*	*	*
Vertical					
Peak Detector:					
11650.000	17.274	34.585	51.859	-22.141	74.000
17475.000	*	*	*	*	74.000
20960.000	*	*	*	*	74.000
26200.000	*	*	*	*	74.000
31440.000	*	*	*	*	74.000
36680.000	*	*	*	*	74.000
Average Detector:					
*	*	*	*	*	*

Note:

1. All Readings below 1GHz are Quasi-Peak, above 1GHz are performed with peak and/or average measurements as necessary.
2. Peak measurements: RBW = 1MHz, VBW = 3 MHz, Sweep: Auto.
3. Average measurements: RBW = 1MHz, VBW = 10 Hz, Sweep: Auto.
4. Measurement Level = Reading Level + Correct Factor.
5. Correct Factor = Antenna factor + Cable loss – Amplifier gain.
6. The average measurement was not performed when the peak measured data under the limit of average detection.
7. The emission levels of other frequencies are very lower than the limit and not show in test report.

Product : Intel® Dual Band Wireless-AC 8260
 Test Item : Harmonic Radiated Emission Data
 Test Site : No.3 OATS
 Test Mode : Mode 4 Beamforming: Transmit (802.11n-40BW 30Mbps) (5755MHz)

Frequency MHz	Correct Factor dB	Reading Level dBuV	Measurement Level dBuV/m	Margin dB	Limit dBuV/m
Horizontal					
Peak Detector:					
11510.000	17.124	34.912	52.036	-21.964	74.000
17265.000	*	*	*	*	74.000
20760.000	*	*	*	*	74.000
25950.000	*	*	*	*	74.000
31140.000	*	*	*	*	74.000
36330.000	*	*	*	*	74.000
Average Detector:					
*	*	*	*	*	*
Vertical					
Peak Detector:					
11510.000	18.081	34.739	52.820	-21.180	74.000
17265.000	*	*	*	*	74.000
20760.000	*	*	*	*	74.000
25950.000	*	*	*	*	74.000
31140.000	*	*	*	*	74.000
36330.000	*	*	*	*	74.000
Average Detector:					
*	*	*	*	*	*

Note:

1. All Readings below 1GHz are Quasi-Peak, above 1GHz are performed with peak and/or average measurements as necessary.
2. Peak measurements: RBW = 1MHz, VBW = 3 MHz, Sweep: Auto.
3. Average measurements: RBW = 1MHz, VBW = 10 Hz, Sweep: Auto.
4. Measurement Level = Reading Level + Correct Factor.
5. Correct Factor = Antenna factor + Cable loss – Amplifier gain.
6. The average measurement was not performed when the peak measured data under the limit of average detection.
7. The emission levels of other frequencies are very lower than the limit and not show in test report.

Product : Intel® Dual Band Wireless-AC 8260
 Test Item : Harmonic Radiated Emission Data
 Test Site : No.3 OATS
 Test Mode : Mode 4 Beamforming: Transmit (802.11n-40BW 30Mbps) (5795MHz)

Frequency MHz	Correct Factor dB	Reading Level dBuV	Measurement Level dBuV/m	Margin dB	Limit dBuV/m
Horizontal					
Peak Detector:					
11590.000	16.701	35.228	51.929	-22.071	74.000
17385.000	*	*	*	*	74.000
20920.000	*	*	*	*	74.000
26150.000	*	*	*	*	74.000
31380.000	*	*	*	*	74.000
36610.000	*	*	*	*	74.000
Average Detector:					
*	*	*	*	*	*
Vertical					
Peak Detector:					
11590.000	17.567	34.779	52.346	-21.654	74.000
17385.000	*	*	*	*	74.000
20920.000	*	*	*	*	74.000
26150.000	*	*	*	*	74.000
31380.000	*	*	*	*	74.000
36610.000	*	*	*	*	74.000
Average Detector:					
*	*	*	*	*	*

Note:

1. All Readings below 1GHz are Quasi-Peak, above 1GHz are performed with peak and/or average measurements as necessary.
2. Peak measurements: RBW = 1MHz, VBW = 3 MHz, Sweep: Auto.
3. Average measurements: RBW = 1MHz, VBW = 10 Hz, Sweep: Auto.
4. Measurement Level = Reading Level + Correct Factor.
5. Correct Factor = Antenna factor + Cable loss – Amplifier gain.
6. The average measurement was not performed when the peak measured data under the limit of average detection.
7. The emission levels of other frequencies are very lower than the limit and not show in test report.

Product : Intel® Dual Band Wireless-AC 8260
 Test Item : Harmonic Radiated Emission Data
 Test Site : No.3 OATS
 Test Mode : Mode 4 Beamforming: Transmit (802.11ac-80BW-65Mbps) (5775MHz)

Frequency MHz	Correct Factor dB	Reading Level dBuV	Measurement Level dBuV/m	Margin dB	Limit dBuV/m
Horizontal					
Peak Detector:					
11530.000	17.018	35.193	52.211	-21.789	74.000
17325.000	*	*	*	*	74.000
20720.000	*	*	*	*	74.000
25900.000	*	*	*	*	74.000
31080.000	*	*	*	*	74.000
36260.000	*	*	*	*	74.000
Average Detector:					
*	*	*	*	*	*
Vertical					
Peak Detector:					
11530.000	17.952	34.726	52.678	-21.322	74.000
17325.000	*	*	*	*	74.000
20720.000	*	*	*	*	74.000
25900.000	*	*	*	*	74.000
31080.000	*	*	*	*	74.000
36260.000	*	*	*	*	74.000
Average Detector:					
*	*	*	*	*	*

Note:

1. All Readings below 1GHz are Quasi-Peak, above 1GHz are performed with peak and/or average measurements as necessary.
2. Peak measurements: RBW = 1MHz, VBW = 3 MHz, Sweep: Auto.
3. Average measurements: RBW = 1MHz, VBW = 10 Hz, Sweep: Auto.
4. Measurement Level = Reading Level + Correct Factor.
5. Correct Factor = Antenna factor + Cable loss – Amplifier gain.
6. The average measurement was not performed when the peak measured data under the limit of average detection.
7. The emission levels of other frequencies are very lower than the limit and not show in test report.

Product : Intel® Dual Band Wireless-AC 8260
 Test Item : General Radiated Emission
 Test Site : No.3 OATS
 Test Mode : Mode 1 SISO A: Transmit (802.11a-6Mbps) (5785MHz)

Frequency MHz	Correct Factor dB	Reading Level dB μ V	Measurement Level dB μ V/m	Margin dB	Limit dB μ V/m
------------------	-------------------------	--------------------------------	--------------------------------------	--------------	-----------------------

Horizontal

Peak Detector

141.923	-10.440	49.243	38.803	-4.697	43.500
238.602	-7.221	40.288	33.067	-12.933	46.000
337.841	-3.900	41.567	37.667	-8.333	46.000
451.294	-1.677	34.545	32.868	-13.132	46.000
624.163	1.908	30.926	32.834	-13.166	46.000
791.423	5.216	24.650	29.866	-16.134	46.000

Vertical

Peak Detector

118.722	-3.423	41.132	37.709	-5.791	43.500
325.453	-5.729	41.318	35.589	-10.411	46.000
494.162	-2.286	31.411	29.125	-16.875	46.000
624.384	-2.580	30.646	28.066	-17.934	46.000
816.201	3.235	27.457	30.692	-15.308	46.000
960.913	7.213	23.908	31.121	-22.879	54.000

Note:

1. All Readings below 1GHz are Quasi-Peak, above 1GHz are performed with peak and/or average measurements as necessary.
2. Peak measurements: RBW = 1MHz, VBW = 3 MHz, Sweep: Auto.
3. Average measurements: RBW = 1MHz, VBW = 10 Hz, Sweep: Auto.
4. Measurement Level = Reading Level + Correct Factor.
5. Correct Factor = Antenna factor + Cable loss – Amplifier gain.
6. The average measurement was not performed when the peak measured data under the limit of average detection.
7. The emission levels of other frequencies are very lower than the limit and not show in test report.
8. No emission found between lowest internal used/generated frequency to 30MHz.

Product : Intel® Dual Band Wireless-AC 8260
 Test Item : General Radiated Emission
 Test Site : No.3 OATS
 Test Mode : Mode 1 SISO A: Transmit (802.11n-20BW 7.2Mbps) (5785MHz)

Frequency MHz	Correct Factor dB	Reading Level dBμV	Measurement Level dBμV/m	Margin dB	Limit dBμV/m
------------------	-------------------------	--------------------------	--------------------------------	--------------	-----------------

Horizontal

Peak Detector

166.275	-11.009	45.576	34.567	-8.933	43.500
300.411	-3.521	37.766	34.245	-11.755	46.000
417.605	-3.234	37.651	34.417	-11.583	46.000
529.133	1.850	32.453	34.303	-11.697	46.000
678.391	2.884	34.179	37.063	-8.937	46.000
841.064	5.204	26.580	31.784	-14.216	46.000

Vertical

Peak Detector

166.171	-7.817	45.626	37.809	-5.691	43.500
337.921	-4.364	42.147	37.783	-8.217	46.000
510.651	-0.178	32.704	32.526	-13.474	46.000
721.480	-0.098	27.928	27.830	-18.170	46.000
841.393	2.993	28.002	30.995	-15.005	46.000
969.202	8.191	23.861	32.052	-21.948	54.000

Note:

1. All Readings below 1GHz are Quasi-Peak, above 1GHz are performed with peak and/or average measurements as necessary.
2. Peak measurements: RBW = 1MHz, VBW = 3 MHz, Sweep: Auto.
3. Average measurements: RBW = 1MHz, VBW = 10 Hz, Sweep: Auto.
4. Measurement Level = Reading Level + Correct Factor.
5. Correct Factor = Antenna factor + Cable loss – Amplifier gain.
6. The average measurement was not performed when the peak measured data under the limit of average detection.
7. The emission levels of other frequencies are very lower than the limit and not show in test report.
8. No emission found between lowest internal used/generated frequency to 30MHz.

Product : Intel® Dual Band Wireless-AC 8260
 Test Item : General Radiated Emission
 Test Site : No.3 OATS
 Test Mode : Mode 1 SISO A: Transmit (802.11n-40BW 15Mbps) (5755MHz)

Frequency MHz	Correct Factor dB	Reading Level dBμV	Measurement Level dBμV/m	Margin dB	Limit dBμV/m
Horizontal					
Peak Detector					
165.361	-11.138	45.978	34.840	-8.660	43.500
300.142	-3.545	38.489	34.944	-11.056	46.000
417.685	-3.234	38.200	34.966	-11.034	46.000
529.834	1.858	32.858	34.716	-11.284	46.000
680.411	2.866	30.452	33.318	-12.682	46.000
816.264	5.350	27.585	32.935	-13.065	46.000
Vertical					
Peak Detector					
118.731	-3.423	40.659	37.236	-6.264	43.500
240.162	-8.518	41.019	32.501	-13.499	46.000
337.581	-4.428	41.146	36.718	-9.282	46.000
527.914	-0.452	32.922	32.470	-13.530	46.000
673.842	-0.580	35.333	34.753	-11.247	46.000
816.264	3.237	27.434	30.671	-15.329	46.000

Note:

1. All Readings below 1GHz are Quasi-Peak, above 1GHz are performed with peak and/or average measurements as necessary.
2. Peak measurements: RBW = 1MHz, VBW = 3 MHz, Sweep: Auto.
3. Average measurements: RBW = 1MHz, VBW = 10 Hz, Sweep: Auto.
4. Measurement Level = Reading Level + Correct Factor.
5. Correct Factor = Antenna factor + Cable loss – Amplifier gain.
6. The average measurement was not performed when the peak measured data under the limit of average detection.
7. The emission levels of other frequencies are very lower than the limit and not show in test report.
8. No emission found between lowest internal used/generated frequency to 30MHz.

Product : Intel® Dual Band Wireless-AC 8260
 Test Item : General Radiated Emission
 Test Site : No.3 OATS
 Test Mode : Mode 1 SISO A: Transmit (802.11ac-80BW-32.5Mbps) (5775MHz)

Frequency MHz	Correct Factor dB	Reading Level dBμV	Measurement Level dBμV/m	Margin dB	Limit dBμV/m
Horizontal					
Peak Detector					
308.973	-3.652	39.207	35.555	-10.445	46.000
399.421	-2.276	36.373	34.097	-11.903	46.000
500.614	0.103	30.768	30.871	-15.129	46.000
599.183	3.985	25.987	29.972	-16.028	46.000
667.292	2.024	30.857	32.881	-13.119	46.000
797.841	5.150	25.331	30.481	-15.519	46.000
Vertical					
Peak Detector					
108.741	-0.373	32.949	32.576	-10.924	43.500
211.623	-7.939	39.148	31.209	-12.291	43.500
332.901	-4.916	35.351	30.435	-15.565	46.000
500.175	-0.799	31.943	31.144	-14.856	46.000
624.361	-2.581	29.168	26.587	-19.413	46.000
867.483	0.641	34.128	34.769	-11.231	46.000

Note:

1. All Readings below 1GHz are Quasi-Peak, above 1GHz are performed with peak and/or average measurements as necessary.
2. Peak measurements: RBW = 1MHz, VBW = 3 MHz, Sweep: Auto.
3. Average measurements: RBW = 1MHz, VBW = 10 Hz, Sweep: Auto.
4. Measurement Level = Reading Level + Correct Factor.
5. Correct Factor = Antenna factor + Cable loss –Amplifier gain.
6. The average measurement was not performed when the peak measured data under the limit of average detection.
7. The emission levels of other frequencies are very lower than the limit and not show in test report.
8. No emission found between lowest internal used/generated frequency to 30MHz.

Product : Intel® Dual Band Wireless-AC 8260
 Test Item : General Radiated Emission
 Test Site : No.3 OATS
 Test Mode : Mode 2 SISO B: Transmit (802.11a-6Mbps) (5785MHz)

Frequency MHz	Correct Factor dB	Reading Level dBμV	Measurement Level dBμV/m	Margin dB	Limit dBμV/m
Horizontal					
Peak Detector					
141.926	-10.440	49.017	38.577	-4.923	43.500
238.595	-7.221	39.979	32.758	-13.242	46.000
337.834	-3.900	41.268	37.368	-8.632	46.000
451.285	-1.677	33.677	32.000	-14.000	46.000
624.164	1.908	30.232	32.140	-13.860	46.000
791.425	5.216	24.379	29.595	-16.405	46.000
Vertical					
Peak Detector					
118.713	-3.423	40.321	36.898	-6.602	43.500
325.445	-5.729	40.360	34.631	-11.369	46.000
494.155	-2.286	30.577	28.291	-17.709	46.000
624.384	-2.580	30.599	28.019	-17.981	46.000
816.195	3.235	27.109	30.344	-15.656	46.000
960.913	7.213	23.567	30.780	-23.220	54.000

Note:

1. All Readings below 1GHz are Quasi-Peak, above 1GHz are performed with peak and/or average measurements as necessary.
2. Peak measurements: RBW = 1MHz, VBW = 3 MHz, Sweep: Auto.
3. Average measurements: RBW = 1MHz, VBW = 10 Hz, Sweep: Auto.
4. Measurement Level = Reading Level + Correct Factor.
5. Correct Factor = Antenna factor + Cable loss – Amplifier gain.
6. The average measurement was not performed when the peak measured data under the limit of average detection.
7. The emission levels of other frequencies are very lower than the limit and not show in test report.
8. No emission found between lowest internal used/generated frequency to 30MHz.

Product : Intel® Dual Band Wireless-AC 8260
 Test Item : General Radiated Emission
 Test Site : No.3 OATS
 Test Mode : Mode 2 SISO B: Transmit (802.11n-20BW 7.2Mbps) (5785MHz)

Frequency MHz	Correct Factor dB	Reading Level dBµV	Measurement Level dBµV/m	Margin dB	Limit dBµV/m
------------------	-------------------------	--------------------------	--------------------------------	--------------	-----------------

Horizontal

Peak Detector

166.270	-11.009	45.236	34.227	-9.273	43.500
300.414	-3.521	37.765	34.244	-11.756	46.000
417.596	-3.234	36.920	33.686	-12.314	46.000
529.135	1.850	31.714	33.564	-12.436	46.000
678.384	2.884	33.720	36.604	-9.396	46.000
841.055	5.204	25.888	31.092	-14.908	46.000

Vertical

Peak Detector

166.173	-7.817	44.828	37.011	-6.489	43.500
337.925	-4.364	42.029	37.665	-8.335	46.000
510.643	-0.178	32.689	32.511	-13.489	46.000
721.482	-0.098	27.779	27.681	-18.319	46.000
841.384	2.993	27.708	30.701	-15.299	46.000
969.197	8.191	23.793	31.984	-22.016	54.000

Note:

1. All Readings below 1GHz are Quasi-Peak, above 1GHz are performed with peak and/or average measurements as necessary.
2. Peak measurements: RBW = 1MHz, VBW = 3 MHz, Sweep: Auto.
3. Average measurements: RBW = 1MHz, VBW = 10 Hz, Sweep: Auto.
4. Measurement Level = Reading Level + Correct Factor.
5. Correct Factor = Antenna factor + Cable loss – Amplifier gain.
6. The average measurement was not performed when the peak measured data under the limit of average detection.
7. The emission levels of other frequencies are very lower than the limit and not show in test report.
8. No emission found between lowest internal used/generated frequency to 30MHz.

Product : Intel® Dual Band Wireless-AC 8260
 Test Item : General Radiated Emission
 Test Site : No.3 OATS
 Test Mode : Mode 2 SISO B: Transmit (802.11n-40BW 15Mbps) (5755MHz)

Frequency MHz	Correct Factor dB	Reading Level dBμV	Measurement Level dBμV/m	Margin dB	Limit dBμV/m
Horizontal					
Peak Detector					
165.363	-11.138	45.342	34.204	-9.296	43.500
300.134	-3.545	37.727	34.182	-11.818	46.000
417.687	-3.234	37.675	34.441	-11.559	46.000
529.827	1.858	31.861	33.719	-12.281	46.000
680.415	2.866	29.466	32.332	-13.668	46.000
816.255	5.350	26.713	32.063	-13.937	46.000
Vertical					
Peak Detector					
118.725	-3.423	39.931	36.508	-6.992	43.500
240.153	-8.518	40.272	31.754	-14.246	46.000
337.573	-4.428	41.100	36.672	-9.328	46.000
527.915	-0.452	32.728	32.276	-13.724	46.000
673.835	-0.580	34.721	34.141	-11.859	46.000
816.255	3.237	26.812	30.049	-15.951	46.000

Note:

1. All Readings below 1GHz are Quasi-Peak, above 1GHz are performed with peak and/or average measurements as necessary.
2. Peak measurements: RBW = 1MHz, VBW = 3 MHz, Sweep: Auto.
3. Average measurements: RBW = 1MHz, VBW = 10 Hz, Sweep: Auto.
4. Measurement Level = Reading Level + Correct Factor.
5. Correct Factor = Antenna factor + Cable loss –Amplifier gain.
6. The average measurement was not performed when the peak measured data under the limit of average detection.
7. The emission levels of other frequencies are very lower than the limit and not show in test report.
8. No emission found between lowest internal used/generated frequency to 30MHz.

Product : Intel® Dual Band Wireless-AC 8260
 Test Item : General Radiated Emission
 Test Site : No.3 OATS
 Test Mode : Mode 2 SISO B: Transmit (802.11ac-80BW-32.5Mbps) (5775MHz)

Frequency MHz	Correct Factor dB	Reading Level dBμV	Measurement Level dBμV/m	Margin dB	Limit dBμV/m
------------------	-------------------------	--------------------------	--------------------------------	--------------	-----------------

Horizontal

Peak Detector

308.968	-3.652	38.382	34.730	-11.270	46.000
399.425	-2.276	36.151	33.875	-12.125	46.000
500.615	0.103	30.020	30.123	-15.877	46.000
599.175	3.985	25.796	29.781	-16.219	46.000
667.293	2.024	29.927	31.951	-14.049	46.000
797.835	5.150	25.330	30.480	-15.520	46.000

Vertical

Peak Detector

108.732	-0.373	32.794	32.421	-11.079	43.500
211.627	-7.939	38.946	31.007	-12.493	43.500
332.892	-4.916	34.436	29.520	-16.480	46.000
500.168	-0.799	31.084	30.285	-15.715	46.000
624.363	-2.581	28.592	26.011	-19.989	46.000
867.473	0.641	34.066	34.707	-11.293	46.000

Note:

1. All Readings below 1GHz are Quasi-Peak, above 1GHz are performed with peak and/or average measurements as necessary.
2. Peak measurements: RBW = 1MHz, VBW = 3 MHz, Sweep: Auto.
3. Average measurements: RBW = 1MHz, VBW = 10 Hz, Sweep: Auto.
4. Measurement Level = Reading Level + Correct Factor.
5. Correct Factor = Antenna factor + Cable loss – Amplifier gain.
6. The average measurement was not performed when the peak measured data under the limit of average detection.
7. The emission levels of other frequencies are very lower than the limit and not show in test report.
8. No emission found between lowest internal used/generated frequency to 30MHz.

Product : Intel® Dual Band Wireless-AC 8260
 Test Item : General Radiated Emission
 Test Site : No.3 OATS
 Test Mode : Mode 3 MIMO: Transmit (802.11n-20BW 14.4Mbps) (5785MHz)

Frequency MHz	Correct Factor dB	Reading Level dBμV	Measurement Level dBμV/m	Margin dB	Limit dBμV/m
------------------	-------------------------	--------------------------	--------------------------------	--------------	-----------------

Horizontal

Peak Detector

166.269	-11.009	44.055	33.046	-10.454	43.500
300.408	-3.521	35.102	31.581	-14.419	46.000
417.586	-3.234	34.406	31.172	-14.828	46.000
529.115	1.850	29.749	31.599	-14.401	46.000
678.385	2.884	31.289	34.173	-11.827	46.000
841.052	5.204	23.731	28.935	-17.065	46.000

Vertical

Peak Detector

166.183	-7.817	42.158	34.341	-9.159	43.500
337.937	-4.364	39.261	34.897	-11.103	46.000
510.632	-0.178	30.211	30.033	-15.967	46.000
721.451	-0.098	27.188	27.090	-18.910	46.000
841.384	2.993	25.321	28.314	-17.686	46.000
969.182	8.191	21.376	29.567	-24.433	54.000

Note:

1. All Readings below 1GHz are Quasi-Peak, above 1GHz are performed with peak and/or average measurements as necessary.
2. Peak measurements: RBW = 1MHz, VBW = 3 MHz, Sweep: Auto.
3. Average measurements: RBW = 1MHz, VBW = 10 Hz, Sweep: Auto.
4. Measurement Level = Reading Level + Correct Factor.
5. Correct Factor = Antenna factor + Cable loss – Amplifier gain.
6. The average measurement was not performed when the peak measured data under the limit of average detection.
7. The emission levels of other frequencies are very lower than the limit and not show in test report.
8. No emission found between lowest internal used/generated frequency to 30MHz.

Product : Intel® Dual Band Wireless-AC 8260
 Test Item : General Radiated Emission
 Test Site : No.3 OATS
 Test Mode : Mode 3 MIMO: Transmit (802.11n-40BW 30Mbps) (5755MHz)

Frequency	Correct	Reading	Measurement	Margin	Limit
MHz	Factor	Level	Level	dB	dBμV/m
	dB	dBμV	dBμV/m		

Horizontal

Peak Detector

165.357	-11.138	42.472	31.334	-12.166	43.500
300.121	-3.545	35.783	32.238	-13.762	46.000
417.672	-3.234	36.669	33.435	-12.565	46.000
529.815	1.858	29.703	31.561	-14.439	46.000
680.402	2.866	27.991	30.857	-15.143	46.000
816.247	5.350	24.853	30.203	-15.797	46.000

Vertical

Peak Detector

118.714	-3.423	37.503	34.080	-9.420	43.500
240.144	-8.518	38.071	29.553	-16.447	46.000
337.572	-4.428	38.798	34.370	-11.630	46.000
527.909	-0.452	31.280	30.828	-15.172	46.000
673.825	-0.580	32.588	32.008	-13.992	46.000
816.250	3.237	24.578	27.815	-18.185	46.000

Note:

1. All Readings below 1GHz are Quasi-Peak, above 1GHz are performed with peak and/or average measurements as necessary.
2. Peak measurements: RBW = 1MHz, VBW = 3 MHz, Sweep: Auto.
3. Average measurements: RBW = 1MHz, VBW = 10 Hz, Sweep: Auto.
4. Measurement Level = Reading Level + Correct Factor.
5. Correct Factor = Antenna factor + Cable loss – Amplifier gain.
6. The average measurement was not performed when the peak measured data under the limit of average detection.
7. The emission levels of other frequencies are very lower than the limit and not show in test report.
8. No emission found between lowest internal used/generated frequency to 30MHz.

Product : Intel® Dual Band Wireless-AC 8260
 Test Item : General Radiated Emission
 Test Site : No.3 OATS
 Test Mode : Mode 3 MIMO: Transmit (802.11ac-80BW-65Mbps) (5775MHz)

Frequency MHz	Correct Factor dB	Reading Level dBμV	Measurement Level dBμV/m	Margin dB	Limit dBμV/m
Horizontal					
Peak Detector					
308.964	-3.652	36.799	33.147	-12.853	46.000
399.403	-2.276	34.403	32.127	-13.873	46.000
500.612	0.103	28.130	28.233	-17.767	46.000
599.168	3.985	24.609	28.594	-17.406	46.000
667.290	2.024	28.354	30.378	-15.622	46.000
797.814	5.150	23.281	28.431	-17.569	46.000
Vertical					
Peak Detector					
108.701	-0.373	31.472	31.099	-12.401	43.500
211.641	-7.939	36.250	28.311	-15.189	43.500
332.896	-4.916	32.115	27.199	-18.801	46.000
500.147	-0.799	29.262	28.463	-17.537	46.000
624.365	-2.581	26.482	23.901	-22.099	46.000
867.473	0.641	32.105	32.746	-13.254	46.000

Note:

1. All Readings below 1GHz are Quasi-Peak, above 1GHz are performed with peak and/or average measurements as necessary.
2. Peak measurements: RBW = 1MHz, VBW = 3 MHz, Sweep: Auto.
3. Average measurements: RBW = 1MHz, VBW = 10 Hz, Sweep: Auto.
4. Measurement Level = Reading Level + Correct Factor.
5. Correct Factor = Antenna factor + Cable loss – Amplifier gain.
6. The average measurement was not performed when the peak measured data under the limit of average detection.
7. The emission levels of other frequencies are very lower than the limit and not show in test report.
8. No emission found between lowest internal used/generated frequency to 30MHz.

Product : Intel® Dual Band Wireless-AC 8260
 Test Item : General Radiated Emission
 Test Site : No.3 OATS
 Test Mode : Mode 4 Beamforming: Transmit (802.11n-20BW 14.4Mbps) (5785MHz)

Frequency MHz	Correct Factor dB	Reading Level dBμV	Measurement Level dBμV/m	Margin dB	Limit dBμV/m
------------------	-------------------------	--------------------------	--------------------------------	--------------	-----------------

Horizontal

Peak Detector

166.269	-11.009	44.422	33.413	-10.087	43.500
300.413	-3.521	35.564	32.043	-13.957	46.000
417.591	-3.234	34.657	31.423	-14.577	46.000
529.113	1.850	30.570	32.420	-13.580	46.000
678.391	2.884	31.519	34.403	-11.597	46.000
841.047	5.204	23.979	29.183	-16.817	46.000

Vertical

Peak Detector

166.183	-7.817	42.951	35.134	-8.366	43.500
337.934	-4.364	39.572	35.208	-10.792	46.000
510.638	-0.178	31.009	30.831	-15.169	46.000
721.460	-0.098	27.514	27.416	-18.584	46.000
841.382	2.993	25.821	28.814	-17.186	46.000
969.182	8.191	21.495	29.686	-24.314	54.000

Note:

1. All Readings below 1GHz are Quasi-Peak, above 1GHz are performed with peak and/or average measurements as necessary.
2. Peak measurements: RBW = 1MHz, VBW = 3 MHz, Sweep: Auto.
3. Average measurements: RBW = 1MHz, VBW = 10 Hz, Sweep: Auto.
4. Measurement Level = Reading Level + Correct Factor.
5. Correct Factor = Antenna factor + Cable loss – Amplifier gain.
6. The average measurement was not performed when the peak measured data under the limit of average detection.
7. The emission levels of other frequencies are very lower than the limit and not show in test report.
8. No emission found between lowest internal used/generated frequency to 30MHz.

Product : Intel® Dual Band Wireless-AC 8260
 Test Item : General Radiated Emission
 Test Site : No.3 OATS
 Test Mode : Mode 4 Beamforming: Transmit (802.11n-40BW 30Mbps) (5755MHz)

Frequency MHz	Correct Factor dB	Reading Level dBμV	Measurement Level dBμV/m	Margin dB	Limit dBμV/m
Horizontal					
Peak Detector					
165.362	-11.138	43.203	32.065	-11.435	43.500
300.129	-3.545	36.078	32.533	-13.467	46.000
417.677	-3.234	37.272	34.038	-11.962	46.000
529.814	1.858	30.122	31.980	-14.020	46.000
680.409	2.866	28.919	31.785	-14.215	46.000
816.253	5.350	25.699	31.049	-14.951	46.000
Vertical					
Peak Detector					
118.710	-3.423	37.951	34.528	-8.972	43.500
240.152	-8.518	38.884	30.366	-15.634	46.000
337.570	-4.428	39.163	34.735	-11.265	46.000
527.906	-0.452	31.469	31.017	-14.983	46.000
673.820	-0.580	33.006	32.426	-13.574	46.000
816.248	3.237	24.672	27.909	-18.091	46.000

Note:

1. All Readings below 1GHz are Quasi-Peak, above 1GHz are performed with peak and/or average measurements as necessary.
2. Peak measurements: RBW = 1MHz, VBW = 3 MHz, Sweep: Auto.
3. Average measurements: RBW = 1MHz, VBW = 10 Hz, Sweep: Auto.
4. Measurement Level = Reading Level + Correct Factor.
5. Correct Factor = Antenna factor + Cable loss – Amplifier gain.
6. The average measurement was not performed when the peak measured data under the limit of average detection.
7. The emission levels of other frequencies are very lower than the limit and not show in test report.
8. No emission found between lowest internal used/generated frequency to 30MHz.

Product : Intel® Dual Band Wireless-AC 8260
 Test Item : General Radiated Emission
 Test Site : No.3 OATS
 Test Mode : Mode 4 Beamforming: Transmit (802.11ac-80BW-65Mbps) (5775MHz)

Frequency MHz	Correct Factor dB	Reading Level dBμV	Measurement Level dBμV/m	Margin dB	Limit dBμV/m
Horizontal					
Peak Detector					
308.962	-3.652	37.022	33.370	-12.630	46.000
399.411	-2.276	34.587	32.311	-13.689	46.000
500.611	0.103	28.907	29.010	-16.990	46.000
599.177	3.985	24.692	28.677	-17.323	46.000
667.289	2.024	29.303	31.327	-14.673	46.000
797.820	5.150	23.663	28.813	-17.187	46.000
Vertical					
Peak Detector					
108.706	-0.373	31.703	31.330	-12.170	43.500
211.637	-7.939	36.934	28.995	-14.505	43.500
332.901	-4.916	32.571	27.655	-18.345	46.000
500.155	-0.799	29.592	28.793	-17.207	46.000
624.362	-2.581	26.725	24.144	-21.856	46.000
867.482	0.641	32.683	33.324	-12.676	46.000

Note:

1. All Readings below 1GHz are Quasi-Peak, above 1GHz are performed with peak and/or average measurements as necessary.
2. Peak measurements: RBW = 1MHz, VBW = 3 MHz, Sweep: Auto.
3. Average measurements: RBW = 1MHz, VBW = 10 Hz, Sweep: Auto.
4. Measurement Level = Reading Level + Correct Factor.
5. Correct Factor = Antenna factor + Cable loss – Amplifier gain.
6. The average measurement was not performed when the peak measured data under the limit of average detection.
7. The emission levels of other frequencies are very lower than the limit and not show in test report.
8. No emission found between lowest internal used/generated frequency to 30MHz.

6. Band Edge

6.1. Test Equipment

RF Radiated Measurement:

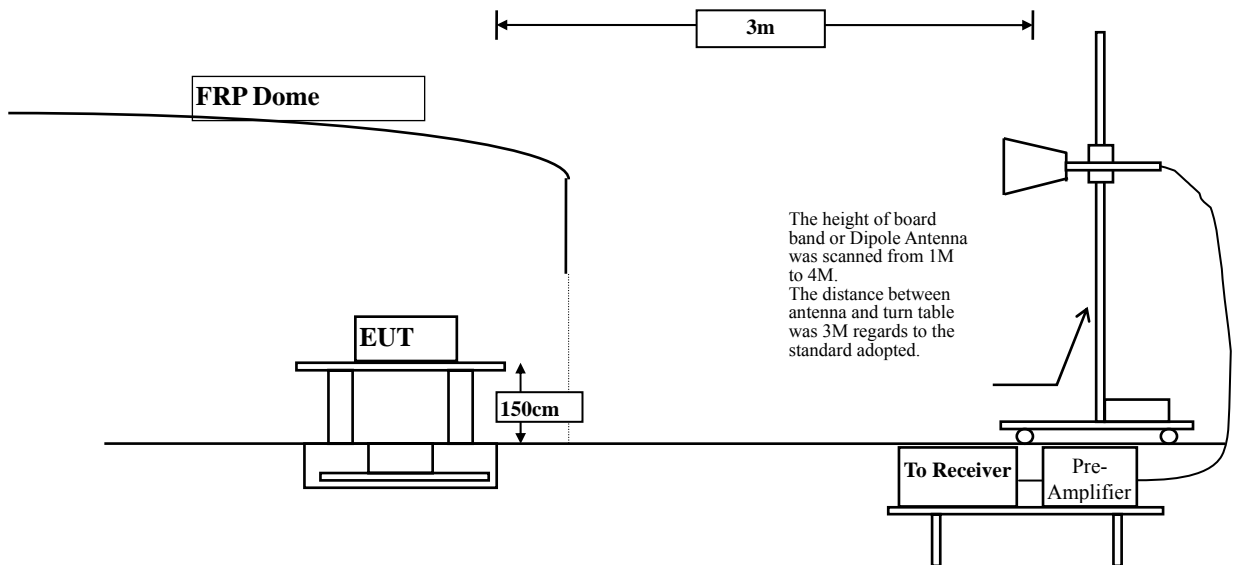
The following test equipments are used during the band edge tests:

Test Site	Equipment	Manufacturer	Model No./Serial No.	Last Cal.
☒ CB # 8	X Spectrum Analyzer	R&S	FSP40/ 100339	Oct, 2014
	X Horn Antenna	ETS-Lindgren	3117/ 35205	Mar, 2015
	X Horn Antenna	Schwarzbeck	BBHA9170/209	Jan, 2015
	X Horn Antenna	TRC	AH-0801/95051	Aug, 2015
	X Pre-Amplifier	EMCI	EMC012630SE/980210	Jan, 2015
	X Pre-Amplifier	MITEQ	JS41-001040000-58-5P/153945	Jul, 2015
	X Pre-Amplifier	NARDA	DBL-1840N506/013	Jul, 2015

- Note:
1. All instruments are calibrated every one year.
 2. The test instruments marked by "X" are used to measure the final test results.

6.2. Test Setup

RF Radiated Measurement:



6.3. Limits

The provisions of Section 15.205 of this part apply to intentional radiators operating under this section.

Radiated emissions which fall in the restricted bands, as defined in Section 15.205, must also comply with the radiated emission limits specified in Section 15.209:

FCC Part 15 Subpart C Paragraph 15.209 Limits		
Frequency MHz	uV/m @3m	dBuV/m@3m
30-88	100	40
88-216	150	43.5
216-960	200	46
Above 960	500	54

- Remarks :
1. RF Voltage (dBuV) = 20 log RF Voltage (uV)
 2. In the Above Table, the tighter limit applies at the band edges.
 3. Distance refers to the distance in meters between the measuring instrument antenna and the closed point of any part of the device or system.

6.4. Test Procedure

The EUT is placed on a turn table which is 1.5 meter above ground. The turn table can rotate 360 degrees to determine the position of the maximum emission level. The EUT was positioned such that the distance from antenna to the EUT was 3 meters.

The antenna can move up and down between 1 meter and 4 meters to find out the maximum emission level.

Both horizontal and vertical polarization of the antenna are set on measurement. In order to find the maximum emission, all of the interface cables must be manipulated according to ANSI C63.10:2013 on radiated measurement.

The bandwidth below 1GHz setting on the field strength meter is 120 kHz, above 1GHz are 1 MHz. The EUT was setup to ANSI C63.10, 2013; tested to UNII test procedure of FCC KDB-789033 for compliance to FCC 47CFR Subpart E requirements.

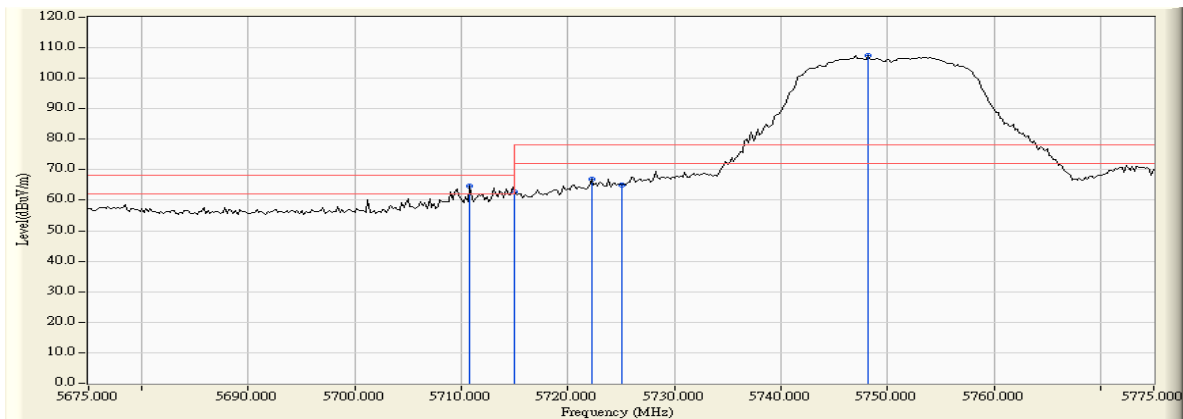
6.5. Uncertainty

± 3.8 dB below 1GHz

± 3.9 dB above 1GHz

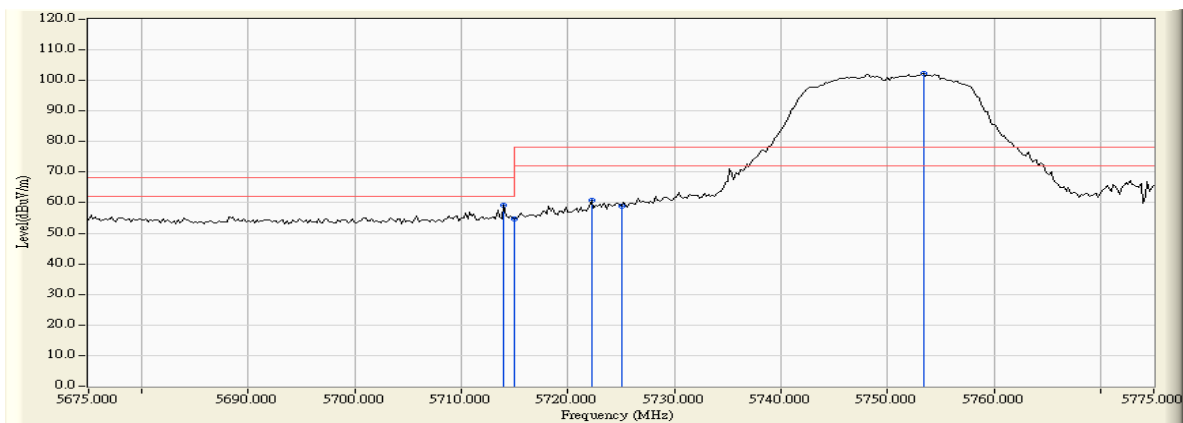
6.6. Test Result of Band Edge

Product : Intel® Dual Band Wireless-AC 8260
 Test Item : Band Edge Data
 Test Site : No.3 OATS
 Test Mode : Mode 1 SISO A: Transmit (802.11a-6Mbps)-Channel 149



RF Radiated Measurement:

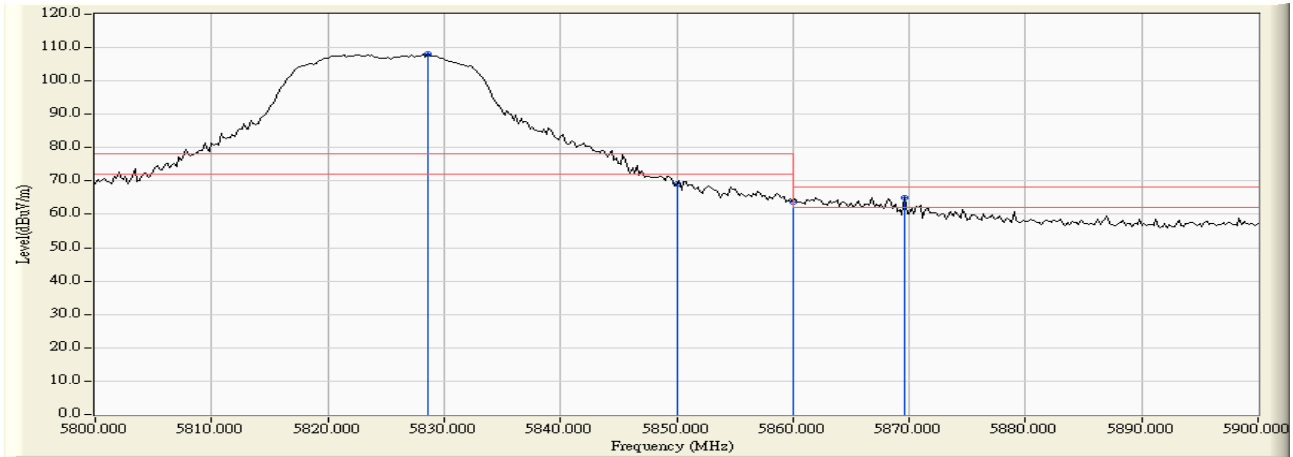
	Frequency (MHz)	Correct Factor (dB)	Reading Level (dBuV)	Measure Level (dBuV /m)	Margin (dB)	Limit (dBuV /m)	Result
Horizontal	5710.800	5.045	59.527	64.573	-3.647	68.220	Pass
Horizontal	5715.000	5.063	57.633	62.696	-5.524	68.220	Pass
Horizontal	5722.200	5.092	61.755	66.847	-11.373	78.220	Pass
Horizontal	5725.000	5.104	59.989	65.092	-13.128	78.220	Pass
Horizontal	5748.200	5.198	102.134	107.332	--	--	--



RF Radiated Measurement:

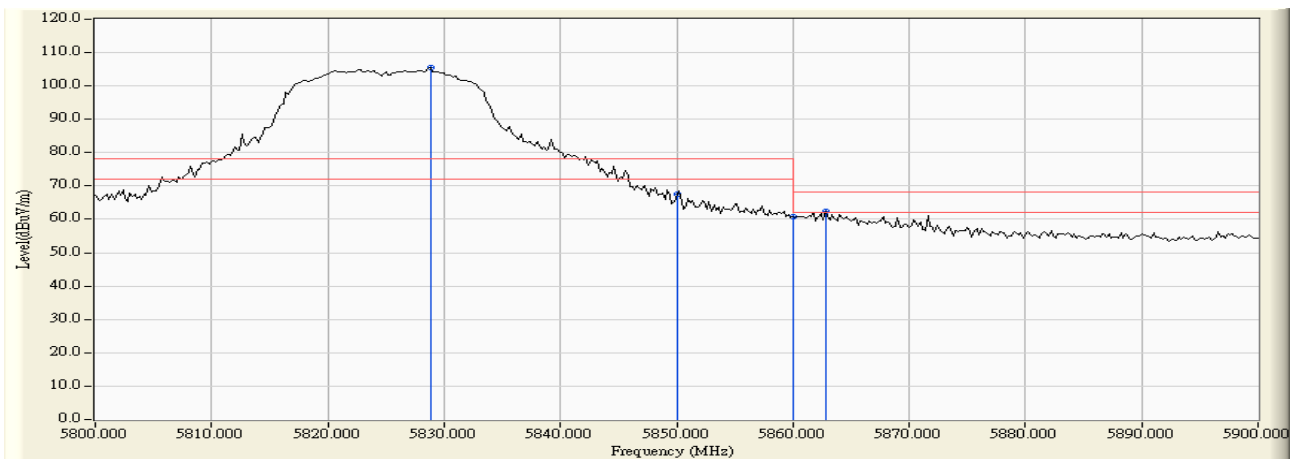
	Frequency (MHz)	Correct Factor (dB)	Reading Level (dBuV)	Measure Level (dBuV /m)	Margin (dB)	Limit (dBuV /m)	Result
Vertical	5714.000	4.182	54.915	59.098	-9.122	68.220	Pass
Vertical	5715.000	4.186	50.626	54.812	-13.408	68.220	Pass
Vertical	5722.200	4.206	56.440	60.647	-17.573	78.220	Pass
Vertical	5725.000	4.215	54.676	58.891	-19.329	78.220	Pass
Vertical	5753.400	4.295	98.118	102.413	--	--	--

Product : Intel® Dual Band Wireless-AC 8260
 Test Item : Band Edge Data
 Test Site : No.3 OATS
 Test Mode : Mode 1 SISO A: Transmit (802.11a-6Mbps)-Channel 165



RF Radiated Measurement:

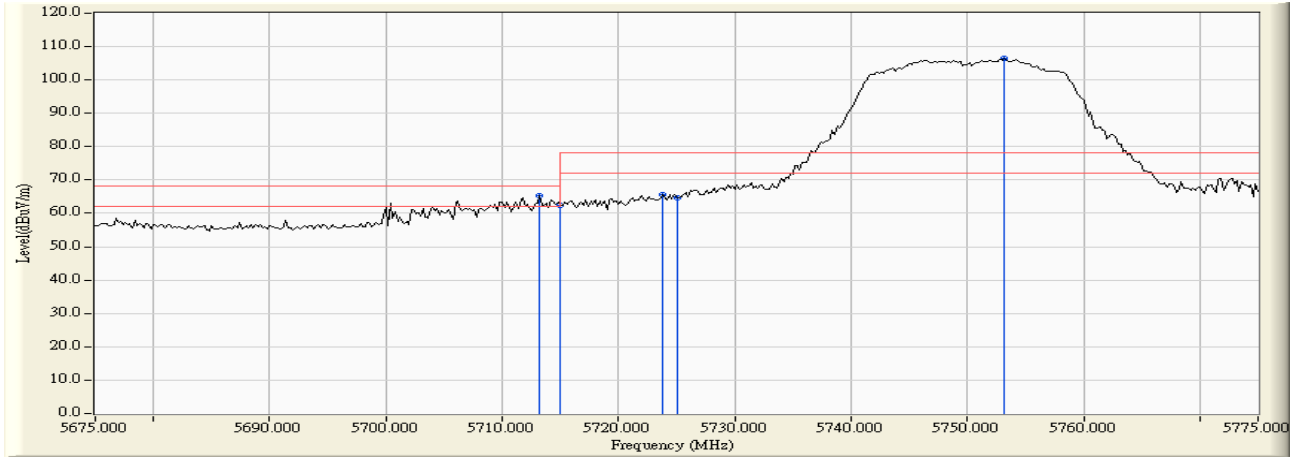
	Frequency (MHz)	Correct Factor (dB)	Reading Level (dBuV)	Measure Level (dBuV /m)	Margin (dB)	Limit (dBuV /m)	Result
Horizontal	5828.600	5.565	102.687	108.252	--	--	--
Horizontal	5850.000	5.715	63.568	69.283	-8.937	78.220	Pass
Horizontal	5860.000	5.798	57.875	63.673	-4.547	68.220	Pass
Horizontal	5869.600	5.884	59.173	65.056	-3.164	68.220	Pass



RF Radiated Measurement:

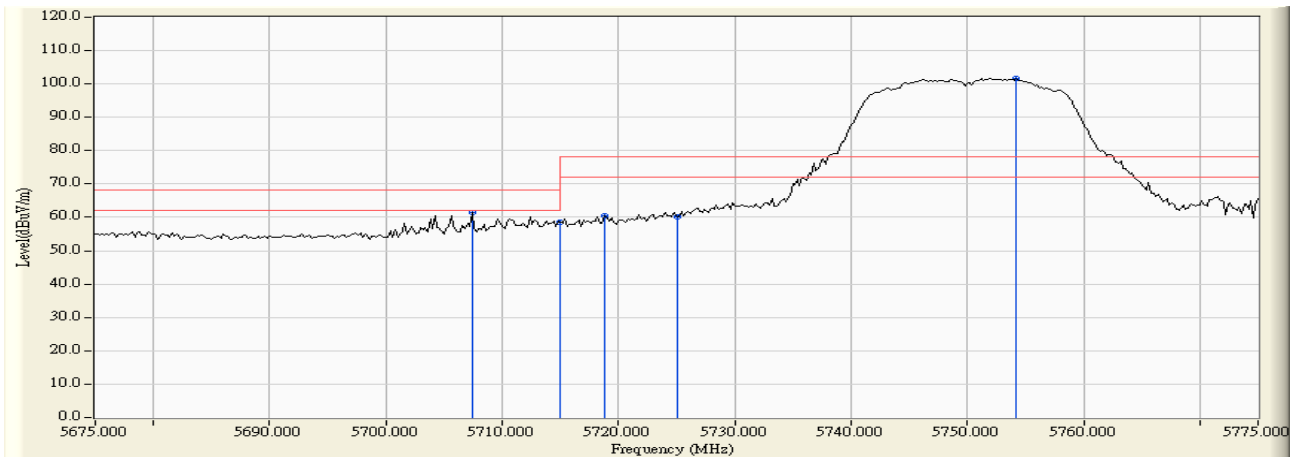
	Frequency (MHz)	Correct Factor (dB)	Reading Level (dBuV)	Measure Level (dBuV /m)	Margin (dB)	Limit (dBuV /m)	Result
Vertical	5828.800	4.276	101.217	105.493	--	--	--
Vertical	5850.000	4.194	63.349	67.543	-10.677	78.220	Pass
Vertical	5860.000	4.168	56.737	60.905	-7.315	68.220	Pass
Vertical	5862.800	4.161	58.372	62.533	-5.687	68.220	Pass

Product : Intel® Dual Band Wireless-AC 8260
 Test Item : Band Edge Data
 Test Site : No.3 OATS
 Test Mode : Mode 1 SISO A: Transmit (802.11n-20BW 7.2Mbps) -Channel 149



RF Radiated Measurement:

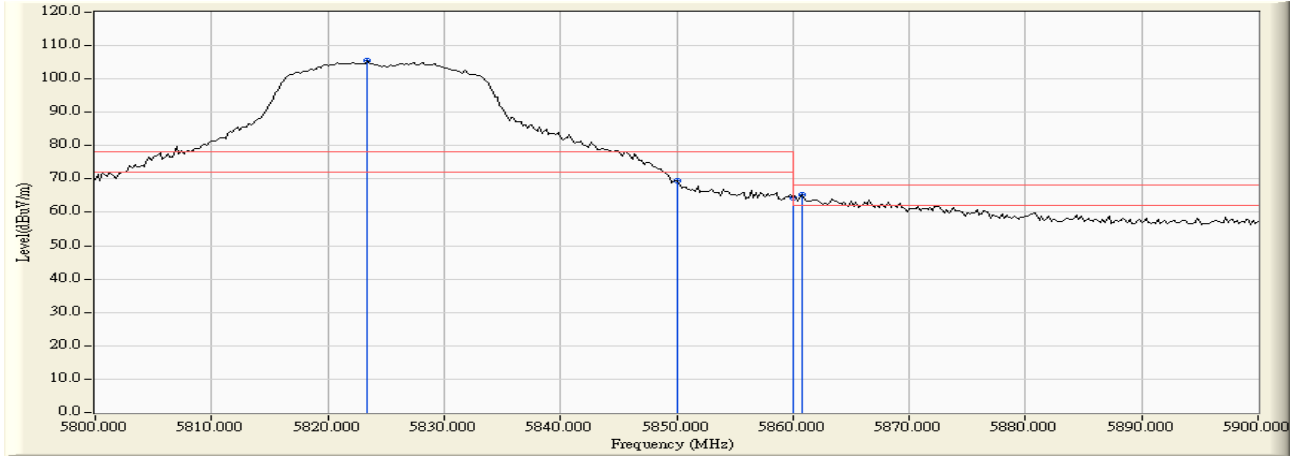
	Frequency (MHz)	Correct Factor (dB)	Reading Level (dBuV)	Measure Level (dBuV /m)	Margin (dB)	Limit (dBuV /m)	Result
Horizontal	5713.200	5.055	60.292	65.348	-2.872	68.220	Pass
Horizontal	5715.000	5.063	57.372	62.435	-5.785	68.220	Pass
Horizontal	5723.800	5.098	60.405	65.504	-12.716	78.220	Pass
Horizontal	5725.000	5.104	59.579	64.682	-13.538	78.220	Pass
Horizontal	5753.200	5.216	101.147	106.363	--	--	--



RF Radiated Measurement:

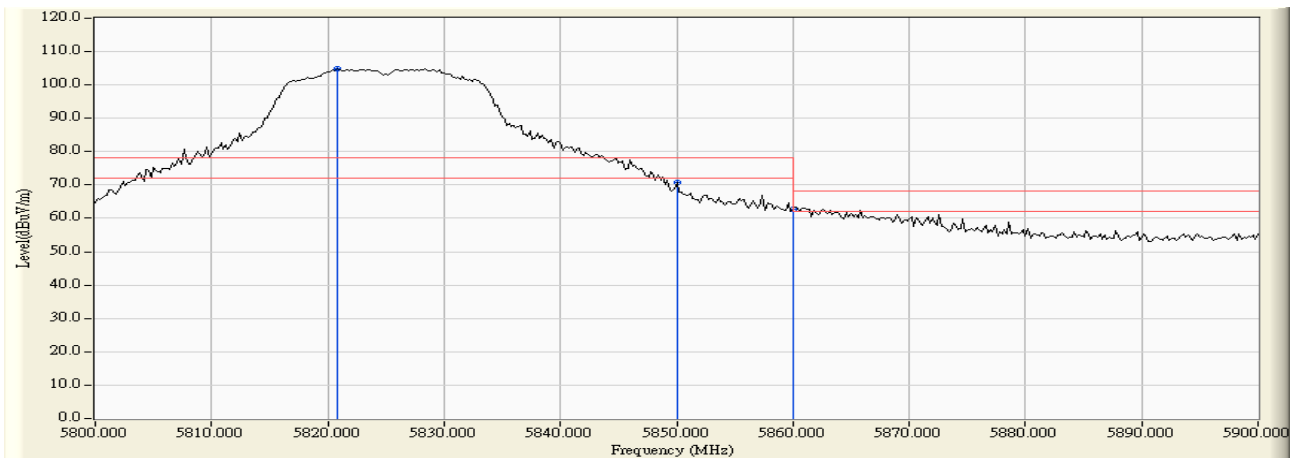
	Frequency (MHz)	Correct Factor (dB)	Reading Level (dBuV)	Measure Level (dBuV /m)	Margin (dB)	Limit (dBuV /m)	Result
Vertical	5707.400	4.170	57.207	61.377	-6.843	68.220	Pass
Vertical	5715.000	4.186	54.517	58.703	-9.517	68.220	Pass
Vertical	5718.800	4.197	56.302	60.499	-17.721	78.220	Pass
Vertical	5725.000	4.215	56.094	60.309	-17.911	78.220	Pass
Vertical	5754.200	4.297	97.448	101.745	--	--	--

Product : Intel® Dual Band Wireless-AC 8260
 Test Item : Band Edge Data
 Test Site : No.3 OATS
 Test Mode : Mode 1 SISO A: Transmit (802.11n-20BW 7.2Mbps) -Channel 165



RF Radiated Measurement:

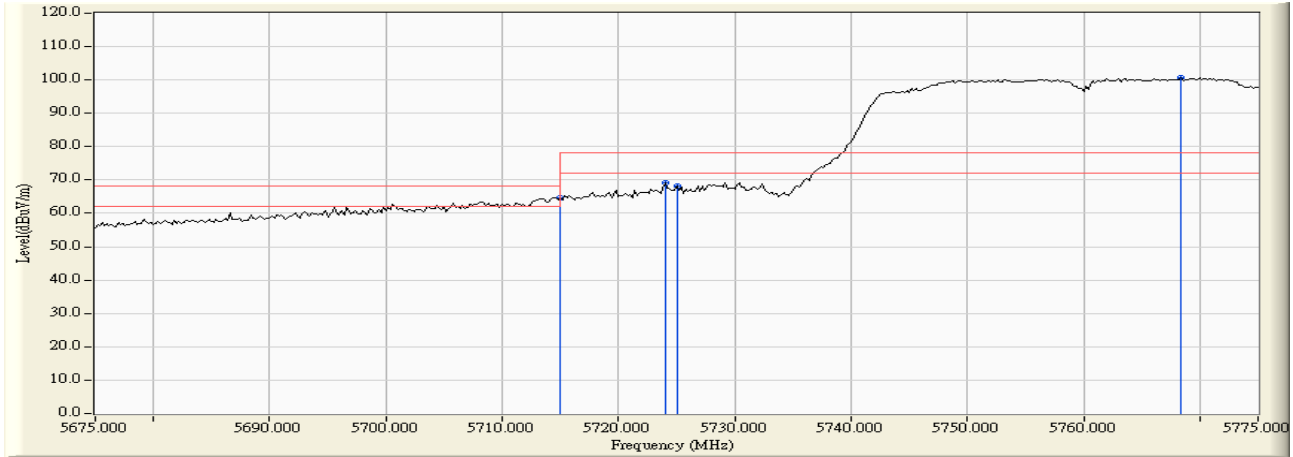
	Frequency (MHz)	Correct Factor (dB)	Reading Level (dBuV)	Measure Level (dBuV /m)	Margin (dB)	Limit (dBuV /m)	Result
Horizontal	5823.400	5.530	99.849	105.379	--	--	--
Horizontal	5850.000	5.715	63.650	69.365	-8.855	78.220	Pass
Horizontal	5860.000	5.798	58.565	64.363	-3.857	68.220	Pass
Horizontal	5860.800	5.805	59.566	65.371	-2.849	68.220	Pass



RF Radiated Measurement:

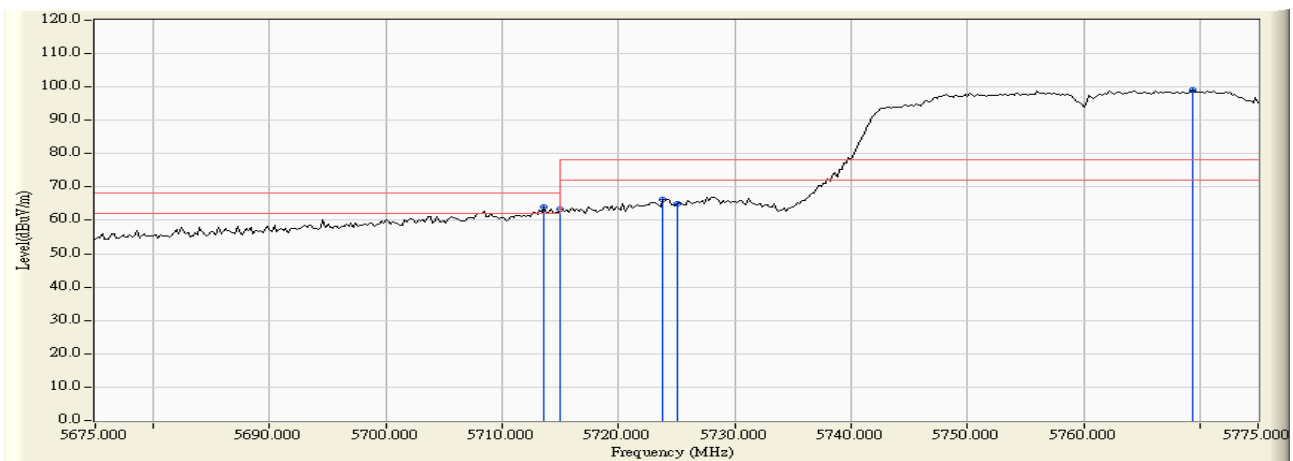
	Frequency (MHz)	Correct Factor (dB)	Reading Level (dBuV)	Measure Level (dBuV /m)	Margin (dB)	Limit (dBuV /m)	Result
Vertical	5820.800	4.310	100.522	104.832	--	--	--
Vertical	5850.000	4.194	66.516	70.710	-7.510	78.220	Pass
Vertical	5860.000	4.168	58.538	62.706	-5.514	68.220	Pass

Product : Intel® Dual Band Wireless-AC 8260
 Test Item : Band Edge Data
 Test Site : No.3 OATS
 Test Mode : Mode 1 SISO A: Transmit (802.11n-40BW 15Mbps) -Channel 151



RF Radiated Measurement :

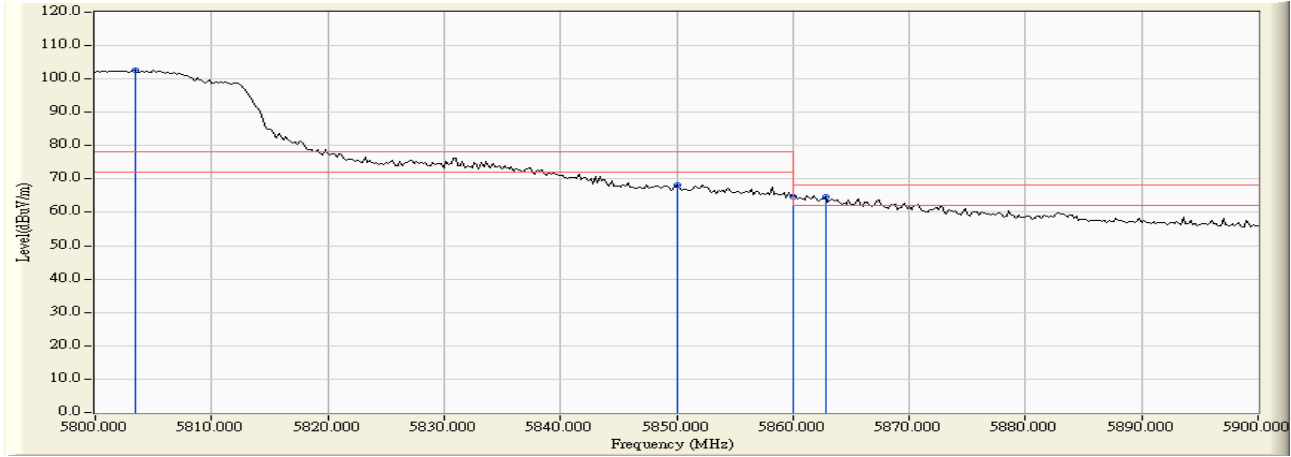
	Frequency (MHz)	Correct Factor (dB)	Reading Level (dBuV)	Measure Level (dBuV /m)	Margin (dB)	Limit (dBuV /m)	Result
Horizontal	5715.000	5.063	59.504	64.567	-3.653	68.220	Pass
Horizontal	5724.000	5.099	64.098	69.197	-9.023	78.220	Pass
Horizontal	5725.000	5.104	62.946	68.049	-10.171	78.220	Pass
Horizontal	5768.400	5.268	95.354	100.623	--	--	--



RF Radiated Measurement:

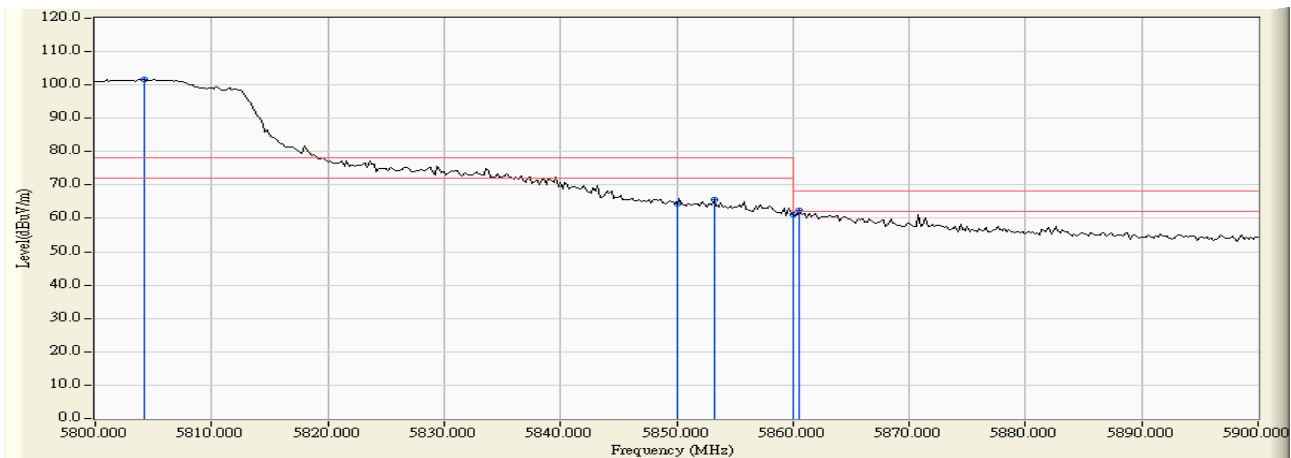
	Frequency (MHz)	Correct Factor (dB)	Reading Level (dBuV)	Measure Level (dBuV /m)	Margin (dB)	Limit (dBuV /m)	Result
Vertical	5713.600	4.182	59.709	63.891	-4.329	68.220	Pass
Vertical	5715.000	4.186	59.295	63.481	-4.739	68.220	Pass
Vertical	5723.800	4.211	61.964	66.175	-12.045	78.220	Pass
Vertical	5725.000	4.215	60.897	65.112	-13.108	78.220	Pass
Vertical	5769.400	4.332	94.603	98.935	--	--	--

Product : Intel® Dual Band Wireless-AC 8260
 Test Item : Band Edge Data
 Test Site : No.3 OATS
 Test Mode : Mode 1 SISO A: Transmit (802.11n-40BW 15Mbps) -Channel 159



RF Radiated Measurement:

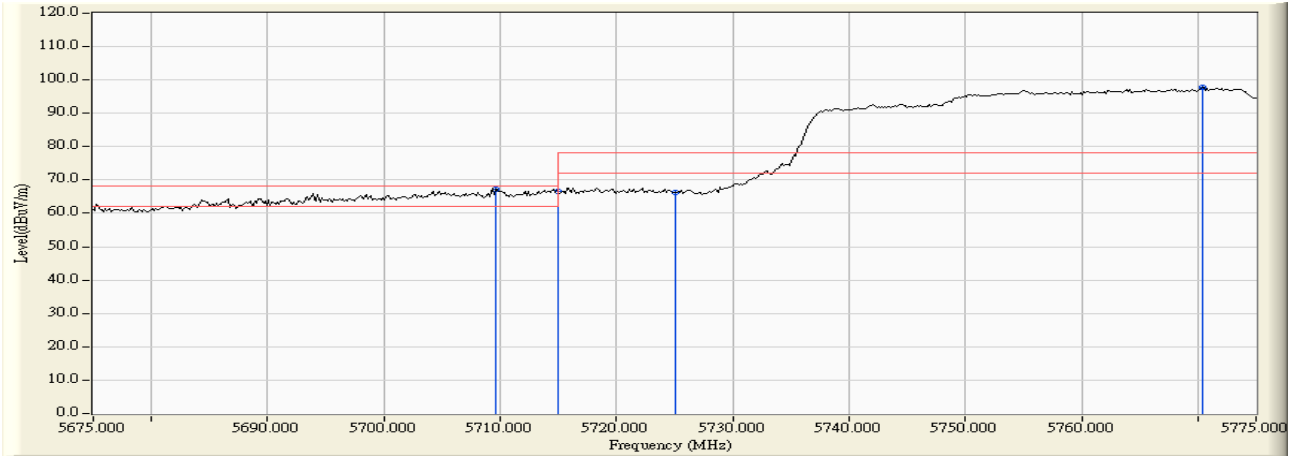
	Frequency (MHz)	Correct Factor (dB)	Reading Level (dBuV)	Measure Level (dBuV /m)	Margin (dB)	Limit (dBuV /m)	Result
Horizontal	5803.400	5.406	97.355	102.760	--	--	--
Horizontal	5850.000	5.715	62.340	68.055	-10.165	78.220	Pass
Horizontal	5860.000	5.798	58.954	64.752	-3.468	68.220	Pass
Horizontal	5862.800	5.822	58.961	64.783	-3.437	68.220	Pass



RF Radiated Measurement:

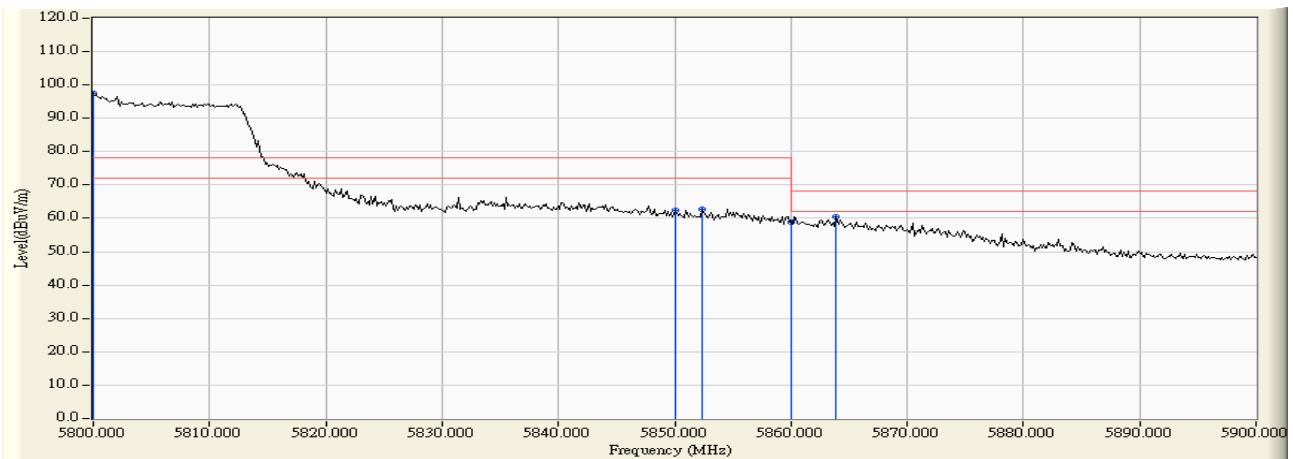
	Frequency (MHz)	Correct Factor (dB)	Reading Level (dBuV)	Measure Level (dBuV /m)	Margin (dB)	Limit (dBuV /m)	Result
Vertical	5804.200	4.364	97.437	101.801	--	--	--
Vertical	5850.000	4.194	60.084	64.278	-13.942	78.220	Pass
Vertical	5853.200	4.186	61.290	65.476	-12.744	78.220	Pass
Vertical	5860.000	4.168	57.114	61.282	-6.938	68.220	Pass
Vertical	5860.600	4.167	58.119	62.285	-5.935	68.220	Pass

Product : Intel® Dual Band Wireless-AC 8260
 Test Item : Band Edge Data
 Test Site : No.3 OATS
 Test Mode : Mode 1 SISO A: Transmit (802.11ac-80BW-32.5Mbps)-Channel 155



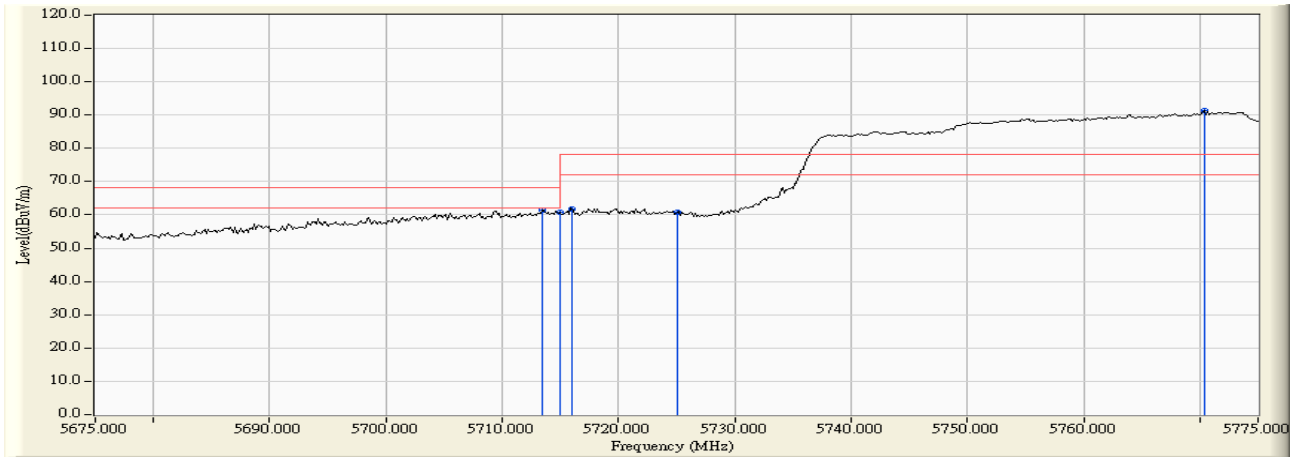
RF Radiated Measurement:

	Frequency (MHz)	Correct Factor (dB)	Reading Level (dBuV)	Measure Level (dBuV /m)	Margin (dB)	Limit (dBuV /m)	Result
Horizontal	5709.638	4.650	62.635	67.286	-0.934	68.220	Pass
Horizontal	5715.000	4.652	61.922	66.574	-1.646	68.220	Pass
Horizontal	5725.000	4.654	61.636	66.290	-11.930	78.220	Pass
Horizontal	5770.362	4.660	93.209	97.869	--	--	--



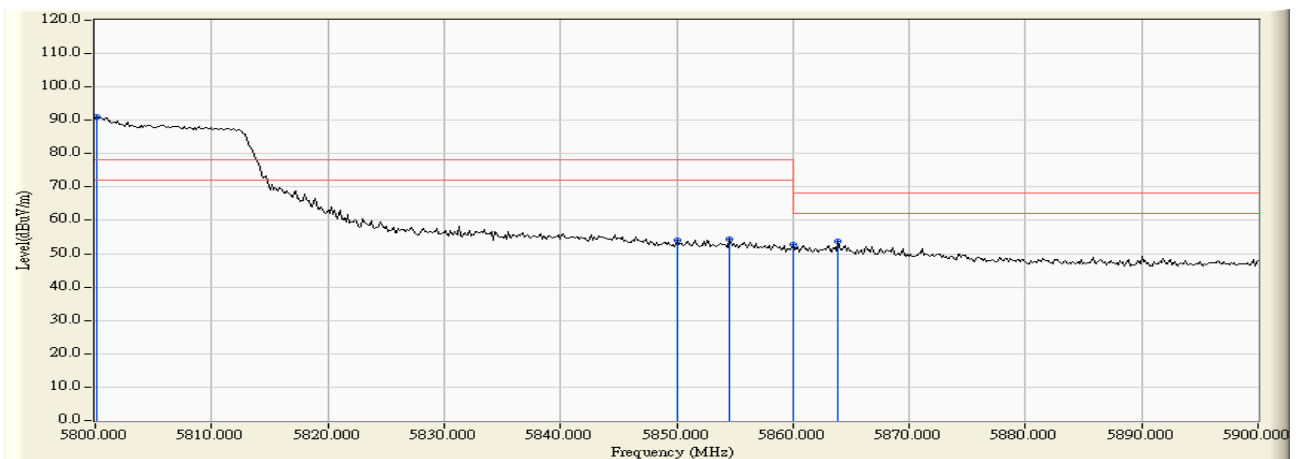
RF Radiated Measurement:

	Frequency (MHz)	Correct Factor (dB)	Reading Level (dBuV)	Measure Level (dBuV /m)	Margin (dB)	Limit (dBuV /m)	Result
Horizontal	5800.000	4.683	92.694	97.377	--	--	--
Horizontal	5850.000	4.964	57.447	62.411	-15.809	78.220	Pass
Horizontal	5852.319	4.978	57.704	62.681	-15.539	78.220	Pass
Horizontal	5860.000	5.023	54.011	59.034	-9.186	68.220	Pass
Horizontal	5863.913	5.046	55.483	60.529	-7.691	68.220	Pass



RF Radiated Measurement:

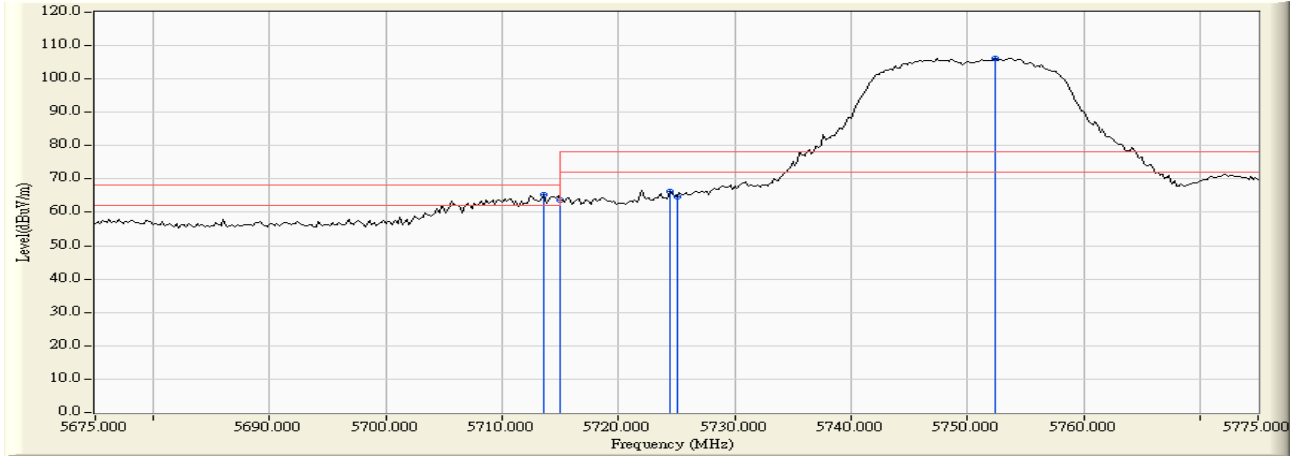
	Frequency (MHz)	Correct Factor (dB)	Reading Level (dBuV)	Measure Level (dBuV /m)	Margin (dB)	Limit (dBuV /m)	Result
Vertical	5713.406	5.993	55.385	61.379	-6.841	68.220	Pass
Vertical	5715.000	5.994	54.682	60.676	-7.544	68.220	Pass
Vertical	5716.014	5.994	55.865	61.859	-16.361	78.220	Pass
Vertical	5725.000	5.992	54.782	60.775	-17.445	78.220	Pass
Vertical	5770.362	5.983	85.289	91.272	--	--	--



RF Radiated Measurement:

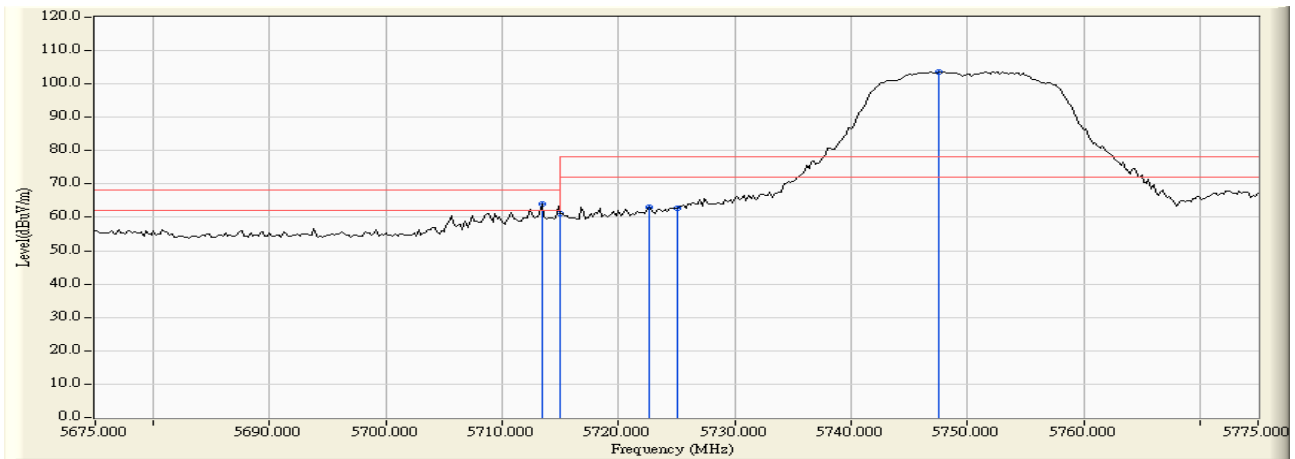
	Frequency (MHz)	Correct Factor (dB)	Reading Level (dBuV)	Measure Level (dBuV /m)	Margin (dB)	Limit (dBuV /m)	Result
Vertical	5800.145	5.979	85.018	90.997	--	--	--
Vertical	5850.000	6.037	48.112	54.149	-24.071	78.220	Pass
Vertical	5854.493	6.042	48.437	54.478	-23.742	78.220	Pass
Vertical	5860.000	6.047	46.641	52.688	-15.532	68.220	Pass
Vertical	5863.913	6.052	47.787	53.838	-14.382	68.220	Pass

Product : Intel® Dual Band Wireless-AC 8260
 Test Item : Band Edge Data
 Test Site : No.3 OATS
 Test Mode : Mode 2 SISO B: Transmit (802.11a-6Mbps)-Channel 149



RF Radiated Measurement:

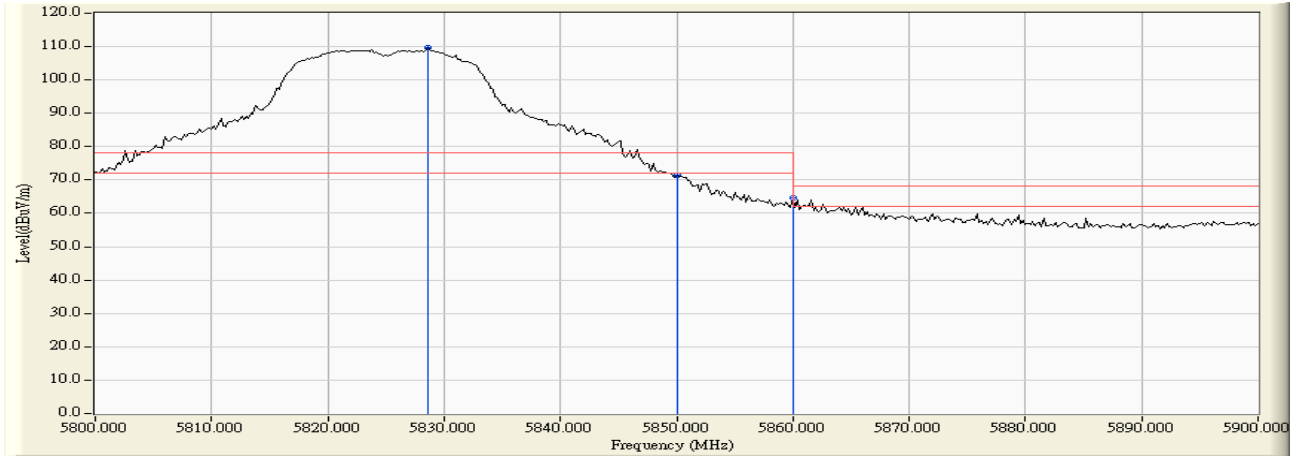
	Frequency (MHz)	Correct Factor (dB)	Reading Level (dBuV)	Measure Level (dBuV /m)	Margin (dB)	Limit (dBuV /m)	Result
Horizontal	5713.600	5.058	60.358	65.415	-2.805	68.220	Pass
Horizontal	5715.000	5.063	58.512	63.575	-4.645	68.220	Pass
Horizontal	5724.400	5.101	61.265	66.366	-11.854	78.220	Pass
Horizontal	5725.000	5.104	59.607	64.710	-13.510	78.220	Pass
Horizontal	5752.400	5.213	101.063	106.276	--	--	--



RF Radiated Measurement:

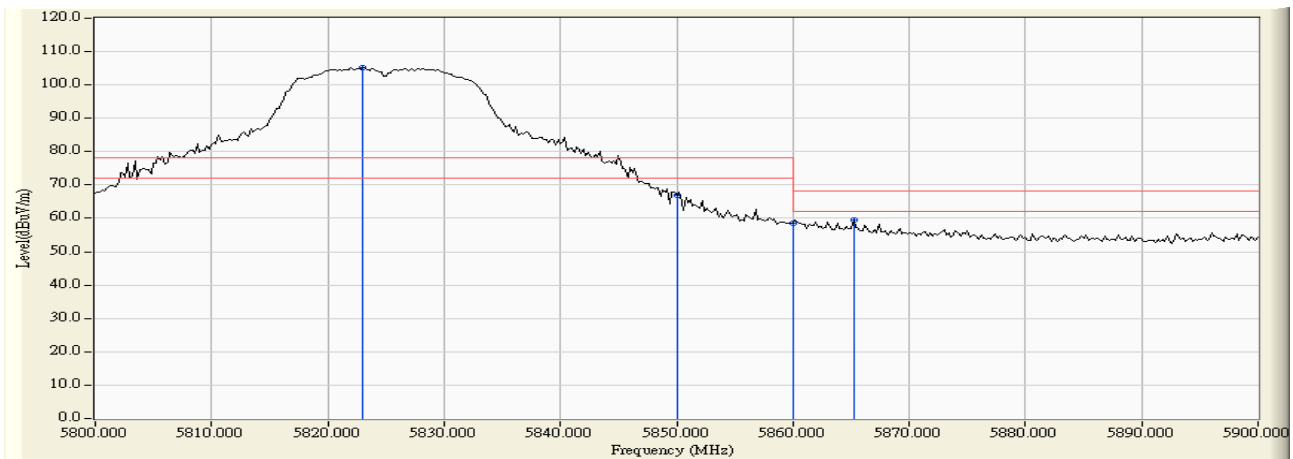
	Frequency (MHz)	Correct Factor (dB)	Reading Level (dBuV)	Measure Level (dBuV /m)	Margin (dB)	Limit (dBuV /m)	Result
Vertical	5713.400	4.181	59.771	63.952	-4.268	68.220	Pass
Vertical	5715.000	4.186	56.916	61.102	-7.118	68.220	Pass
Vertical	5722.600	4.207	58.802	63.010	-15.210	78.220	Pass
Vertical	5725.000	4.215	58.573	62.788	-15.432	78.220	Pass
Vertical	5747.600	4.280	99.306	103.586	--	--	--

Product : Intel® Dual Band Wireless-AC 8260
 Test Item : Band Edge Data
 Test Site : No.3 OATS
 Test Mode : Mode 2 SISO B: Transmit (802.11a-6Mbps)-Channel 165



RF Radiated Measurement:

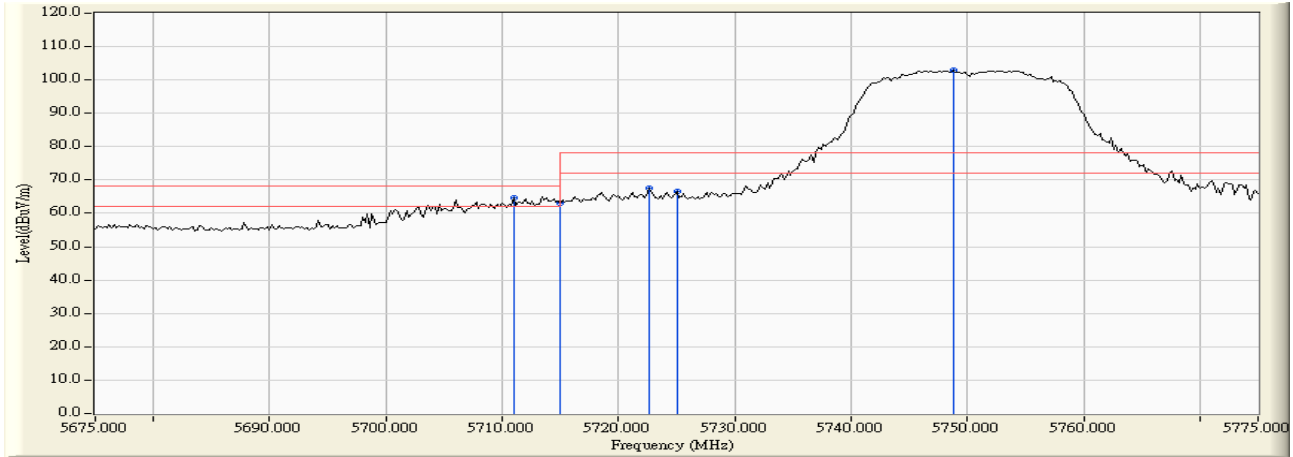
	Frequency (MHz)	Correct Factor (dB)	Reading Level (dBuV)	Measure Level (dBuV /m)	Margin (dB)	Limit (dBuV /m)	Result
Horizontal	5828.600	5.565	104.043	109.608	--	--	--
Horizontal	5850.000	5.715	65.711	71.426	-6.794	78.220	Pass
Horizontal	5860.000	5.798	59.025	64.823	-3.397	68.220	Pass



RF Radiated Measurement:

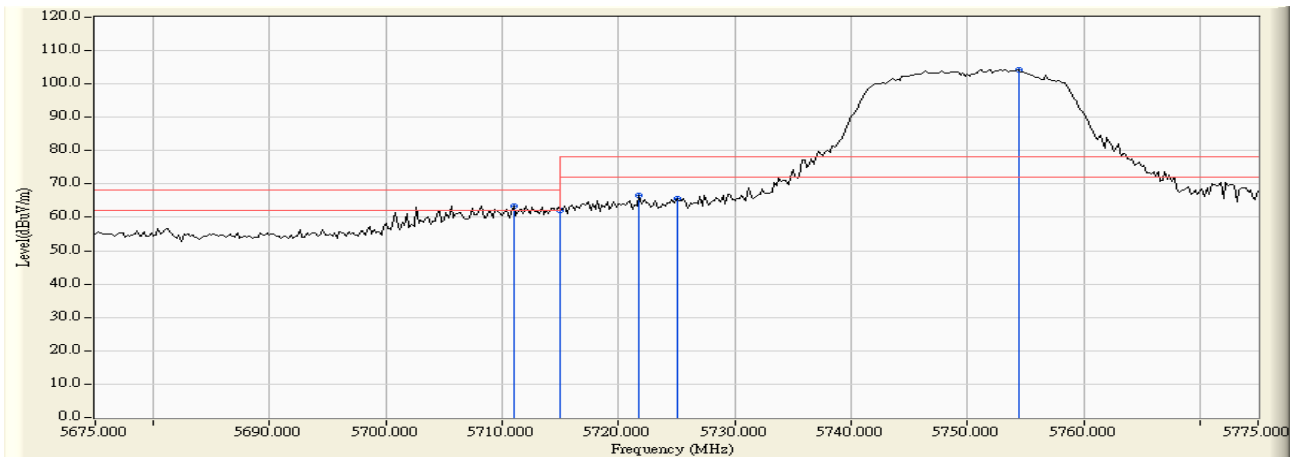
	Frequency (MHz)	Correct Factor (dB)	Reading Level (dBuV)	Measure Level (dBuV /m)	Margin (dB)	Limit (dBuV /m)	Result
Vertical	5823.000	4.301	100.790	105.091	--	--	--
Vertical	5850.000	4.194	62.762	66.956	-11.264	78.220	Pass
Vertical	5860.000	4.168	54.226	58.394	-9.826	68.220	Pass
Vertical	5865.200	4.156	55.485	59.641	-8.579	68.220	Pass

Product : Intel® Dual Band Wireless-AC 8260
 Test Item : Band Edge Data
 Test Site : No.3 OATS
 Test Mode : Mode 2 SISO B: Transmit (802.11n-20BW 7.2Mbps) -Channel 149



RF Radiated Measurement:

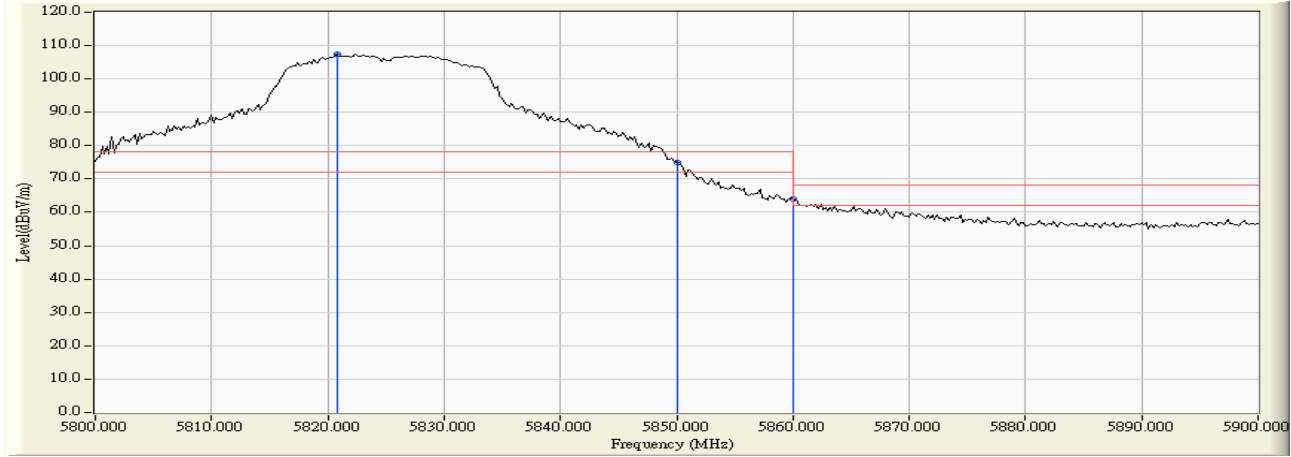
	Frequency (MHz)	Correct Factor (dB)	Reading Level (dBuV)	Measure Level (dBuV /m)	Margin (dB)	Limit (dBuV /m)	Result
Horizontal	5711.000	5.047	59.713	64.760	-3.460	68.220	Pass
Horizontal	5715.000	5.063	57.869	62.932	-5.288	68.220	Pass
Horizontal	5722.600	5.093	62.471	67.565	-10.655	78.220	Pass
Horizontal	5725.000	5.104	61.479	66.582	-11.638	78.220	Pass
Horizontal	5748.800	5.199	97.697	102.897	--	--	--



RF Radiated Measurement:

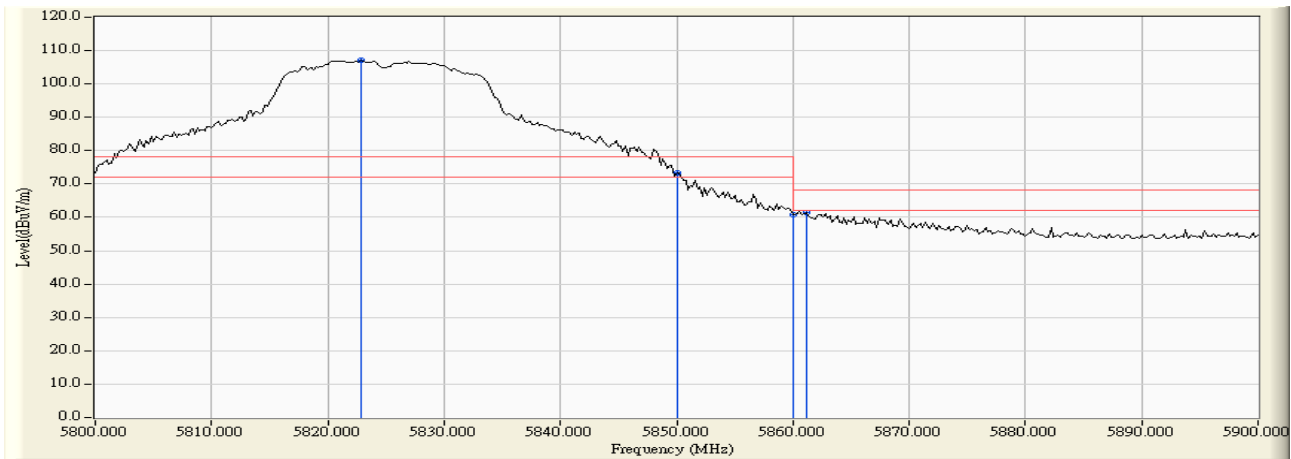
	Frequency (MHz)	Correct Factor (dB)	Reading Level (dBuV)	Measure Level (dBuV /m)	Margin (dB)	Limit (dBuV /m)	Result
Vertical	5711.000	4.174	59.361	63.535	-4.685	68.220	Pass
Vertical	5715.000	4.186	57.839	62.025	-6.195	68.220	Pass
Vertical	5721.800	4.205	62.459	66.664	-11.556	78.220	Pass
Vertical	5725.000	4.215	61.399	65.614	-12.606	78.220	Pass
Vertical	5754.400	4.297	99.898	104.195	--	--	--

Product : Intel® Dual Band Wireless-AC 8260
 Test Item : Band Edge Data
 Test Site : No.3 OATS
 Test Mode : Mode 2 SISO B: Transmit (802.11n-20BW 7.2Mbps) -Channel 165



RF Radiated Measurement:

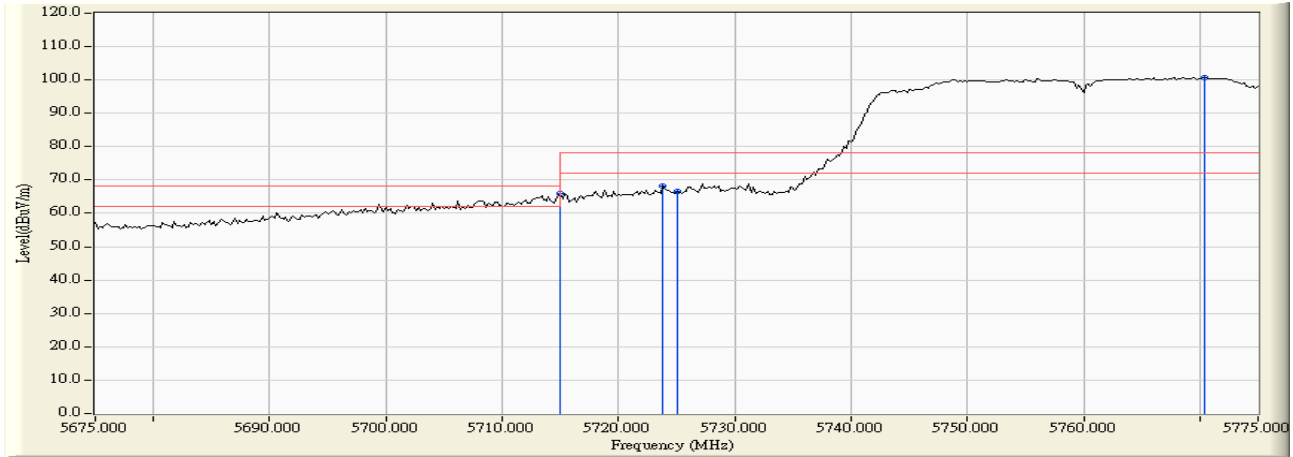
	Frequency (MHz)	Correct Factor (dB)	Reading Level (dBuV)	Measure Level (dBuV /m)	Margin (dB)	Limit (dBuV /m)	Result
Horizontal	5820.800	5.513	102.078	107.591	--	--	--
Horizontal	5850.000	5.715	69.087	74.802	-3.418	78.220	Pass
Horizontal	5860.000	5.798	58.088	63.886	-4.334	68.220	Pass



RF Radiated Measurement:

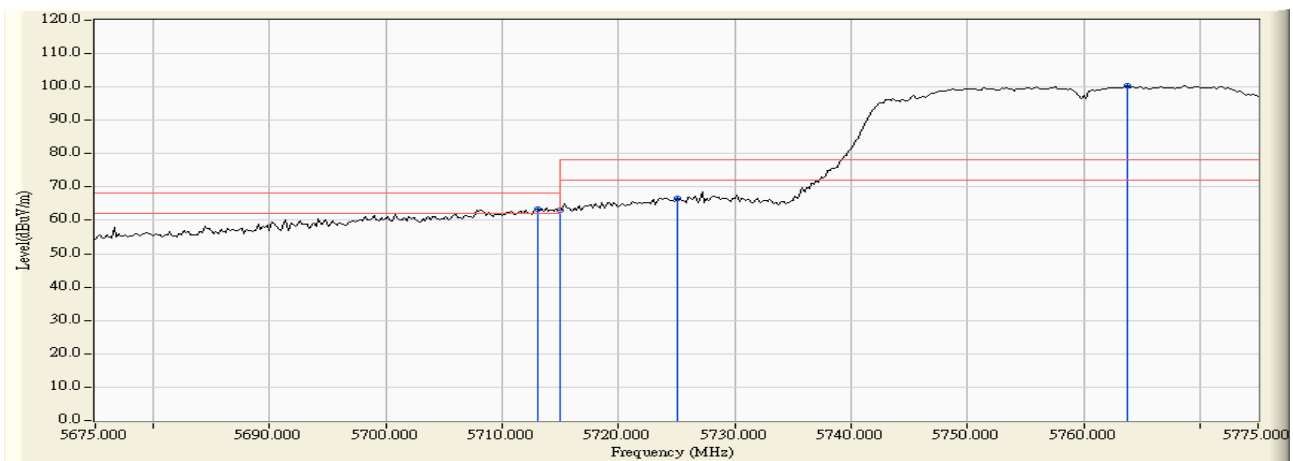
	Frequency (MHz)	Correct Factor (dB)	Reading Level (dBuV)	Measure Level (dBuV /m)	Margin (dB)	Limit (dBuV /m)	Result
Vertical	5822.800	4.302	102.853	107.155	--	--	--
Vertical	5850.000	4.194	69.104	73.298	-4.922	78.220	Pass
Vertical	5860.000	4.168	56.762	60.930	-7.290	68.220	Pass
Vertical	5861.200	4.165	57.186	61.351	-6.869	68.220	Pass

Product : Intel® Dual Band Wireless-AC 8260
 Test Item : Band Edge Data
 Test Site : No.3 OATS
 Test Mode : Mode 2 SISO B: Transmit (802.11n-40BW 15Mbps) -Channel 151



RF Radiated Measurement :

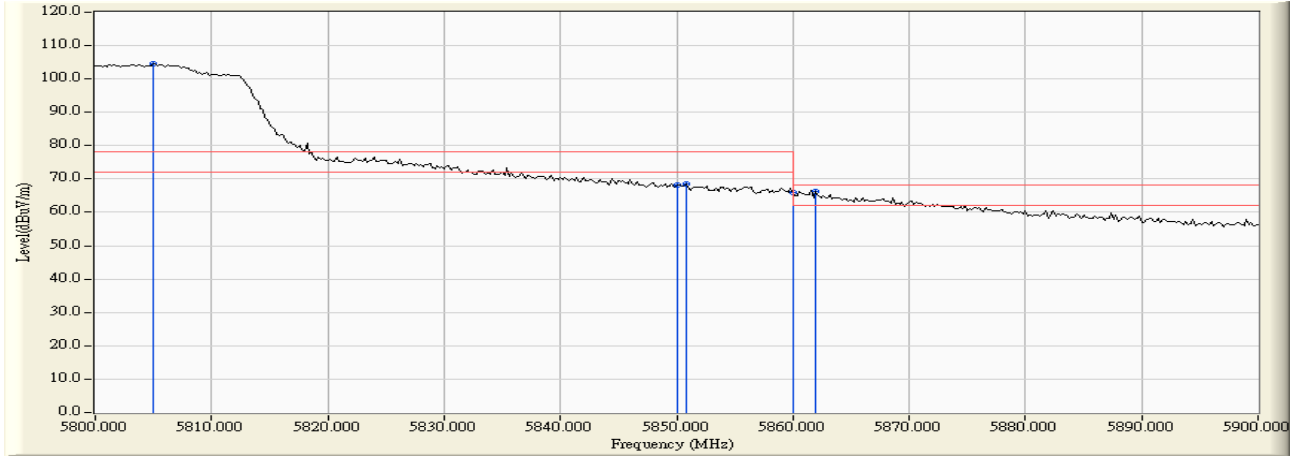
	Frequency (MHz)	Correct Factor (dB)	Reading Level (dBuV)	Measure Level (dBuV /m)	Margin (dB)	Limit (dBuV /m)	Result
Horizontal	5715.000	5.063	60.876	65.939	-2.281	68.220	Pass
Horizontal	5723.800	5.098	63.079	68.178	-10.042	78.220	Pass
Horizontal	5725.000	5.104	61.364	66.467	-11.753	78.220	Pass
Horizontal	5770.400	5.276	95.558	100.833	--	--	--



RF Radiated Measurement:

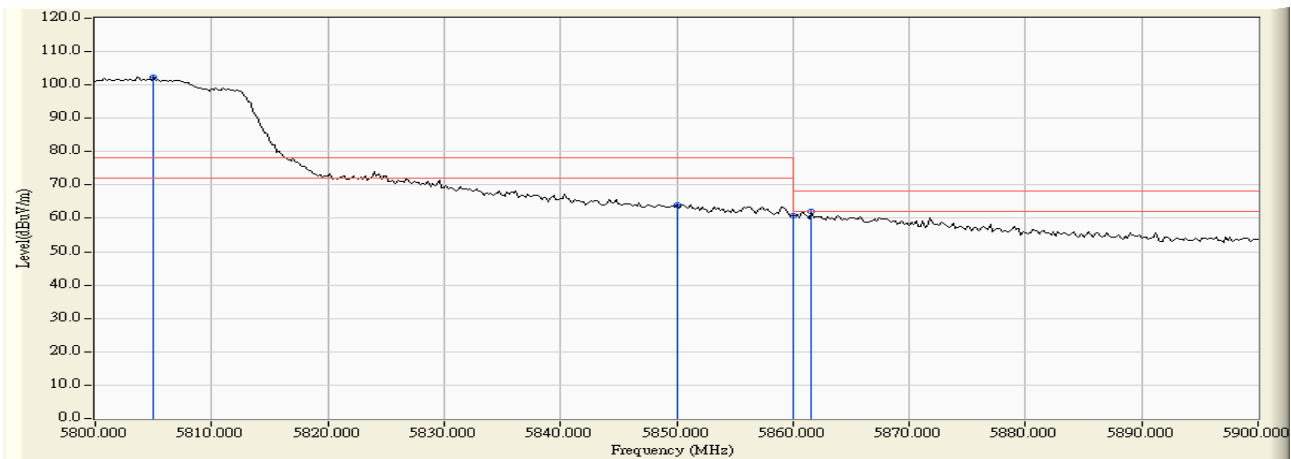
	Frequency (MHz)	Correct Factor (dB)	Reading Level (dBuV)	Measure Level (dBuV /m)	Margin (dB)	Limit (dBuV /m)	Result
Vertical	5713.000	4.180	59.337	63.517	-4.703	68.220	Pass
Vertical	5715.000	4.186	58.781	62.967	-5.253	68.220	Pass
Vertical	5725.000	4.215	62.485	66.700	-11.520	78.220	Pass
Vertical	5763.800	4.320	96.131	100.451	--	--	--

Product : Intel® Dual Band Wireless-AC 8260
 Test Item : Band Edge Data
 Test Site : No.3 OATS
 Test Mode : Mode 2 SISO B: Transmit (802.11n-40BW 15Mbps) -Channel 159



RF Radiated Measurement:

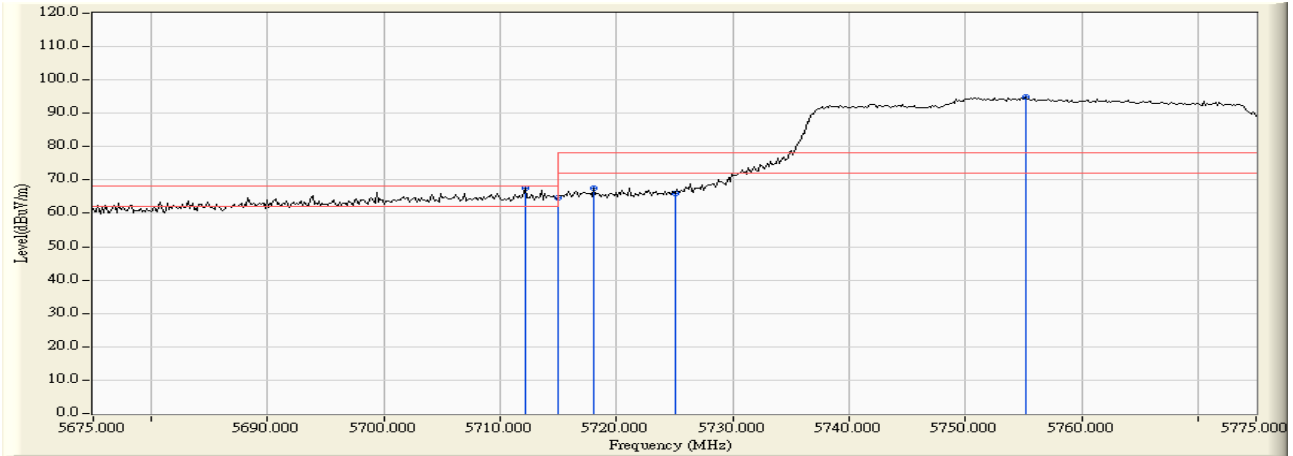
	Frequency (MHz)	Correct Factor (dB)	Reading Level (dBuV)	Measure Level (dBuV /m)	Margin (dB)	Limit (dBuV /m)	Result
Horizontal	5805.000	5.414	99.194	104.609	--	--	--
Horizontal	5850.000	5.715	62.639	68.354	-9.866	78.220	Pass
Horizontal	5850.800	5.722	62.855	68.577	-9.643	78.220	Pass
Horizontal	5860.000	5.798	60.195	65.993	-2.227	68.220	Pass
Horizontal	5862.000	5.815	60.372	66.187	-2.033	68.220	Pass



RF Radiated Measurement:

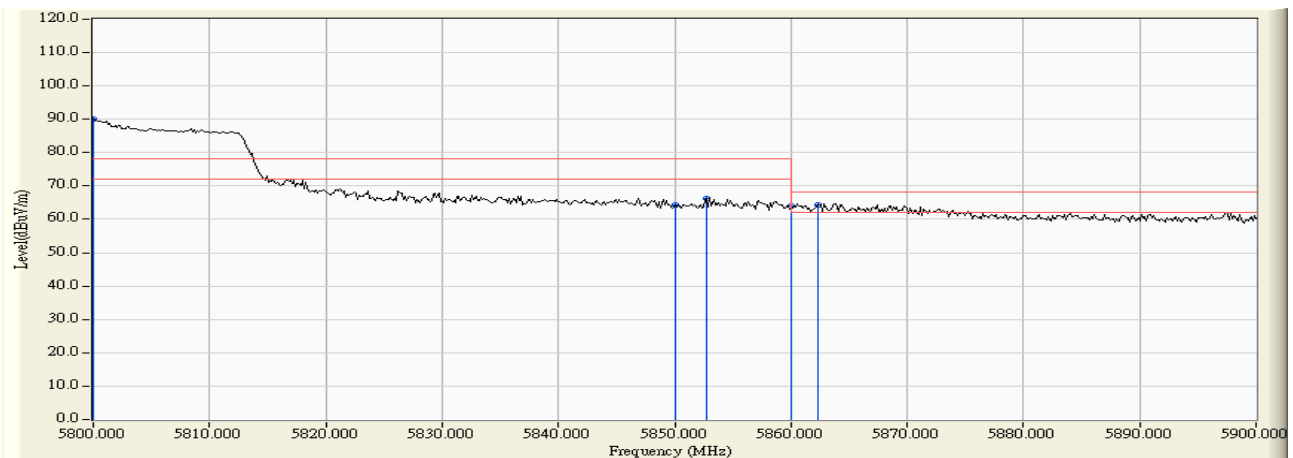
	Frequency (MHz)	Correct Factor (dB)	Reading Level (dBuV)	Measure Level (dBuV /m)	Margin (dB)	Limit (dBuV /m)	Result
Vertical	5805.000	4.362	97.944	102.307	--	--	--
Vertical	5850.000	4.194	59.687	63.881	-14.339	78.220	Pass
Vertical	5860.000	4.168	56.669	60.837	-7.383	68.220	Pass
Vertical	5861.600	4.164	57.865	62.029	-6.191	68.220	Pass

Product : Intel® Dual Band Wireless-AC 8260
 Test Item : Band Edge Data
 Test Site : No.3 OATS
 Test Mode : Mode 2 SISO B: Transmit (802.11ac-80BW-32.5Mbps)-Channel 155



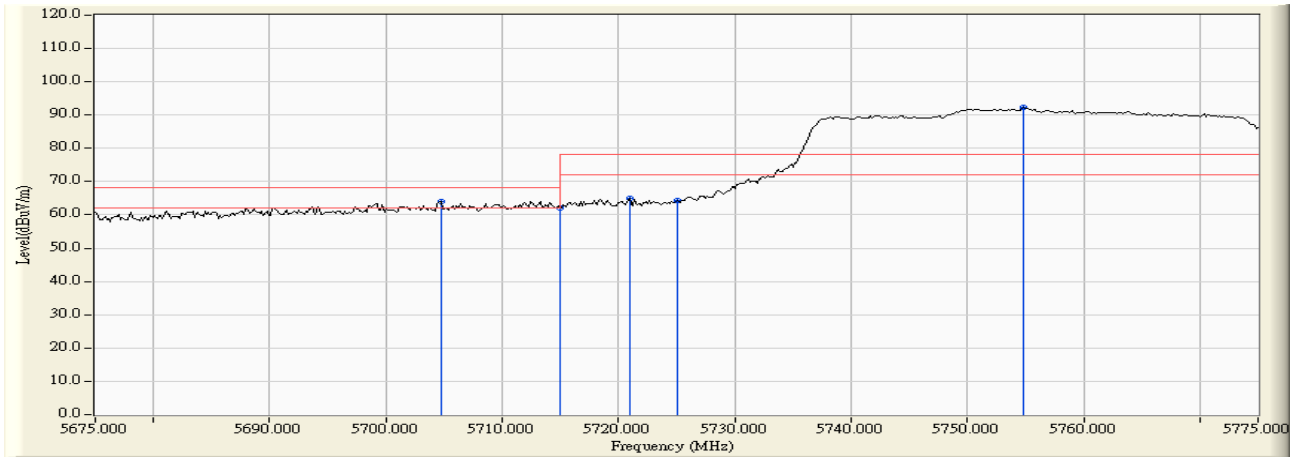
RF Radiated Measurement:

	Frequency (MHz)	Correct Factor (dB)	Reading Level (dBuV)	Measure Level (dBuV /m)	Margin (dB)	Limit (dBuV /m)	Result
Horizontal	5712.101	4.651	62.864	67.515	-0.705	68.220	Pass
Horizontal	5715.000	4.652	59.929	64.581	-3.639	68.220	Pass
Horizontal	5718.043	4.653	62.901	67.554	-10.666	78.220	Pass
Horizontal	5725.000	4.654	61.315	65.969	-12.251	78.220	Pass
Horizontal	5755.145	4.659	90.289	94.947	--	--	--



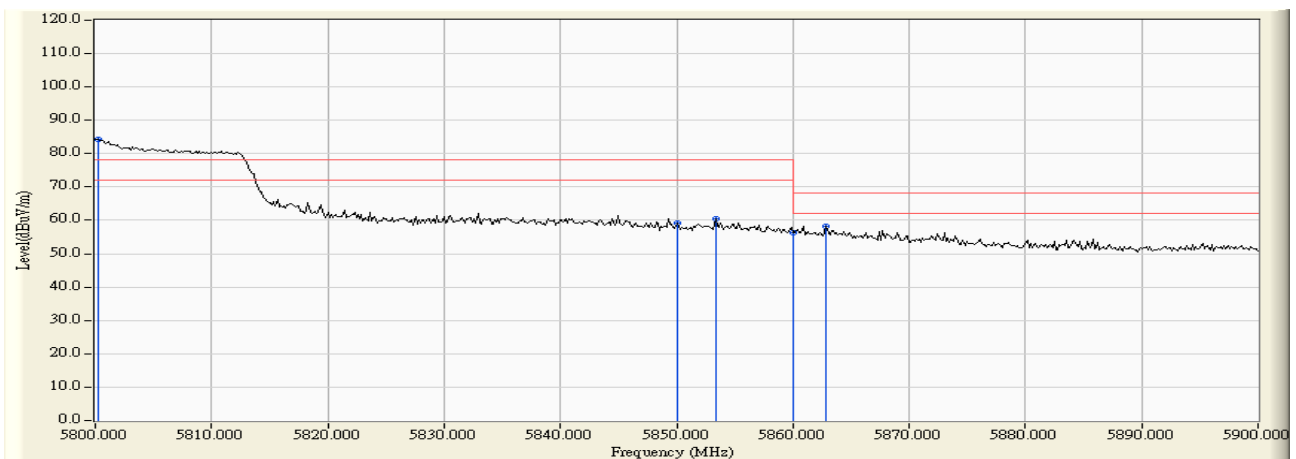
RF Radiated Measurement:

	Frequency (MHz)	Correct Factor (dB)	Reading Level (dBuV)	Measure Level (dBuV /m)	Margin (dB)	Limit (dBuV /m)	Result
Horizontal	5800.000	4.683	85.268	89.951	--	--	--
Horizontal	5850.000	4.964	59.524	64.488	-13.732	78.220	Pass
Horizontal	5852.754	4.980	61.296	66.276	-11.944	78.220	Pass
Horizontal	5860.000	5.023	58.880	63.903	-4.317	68.220	Pass
Horizontal	5862.319	5.037	59.406	64.442	-3.778	68.220	Pass



RF Radiated Measurement:

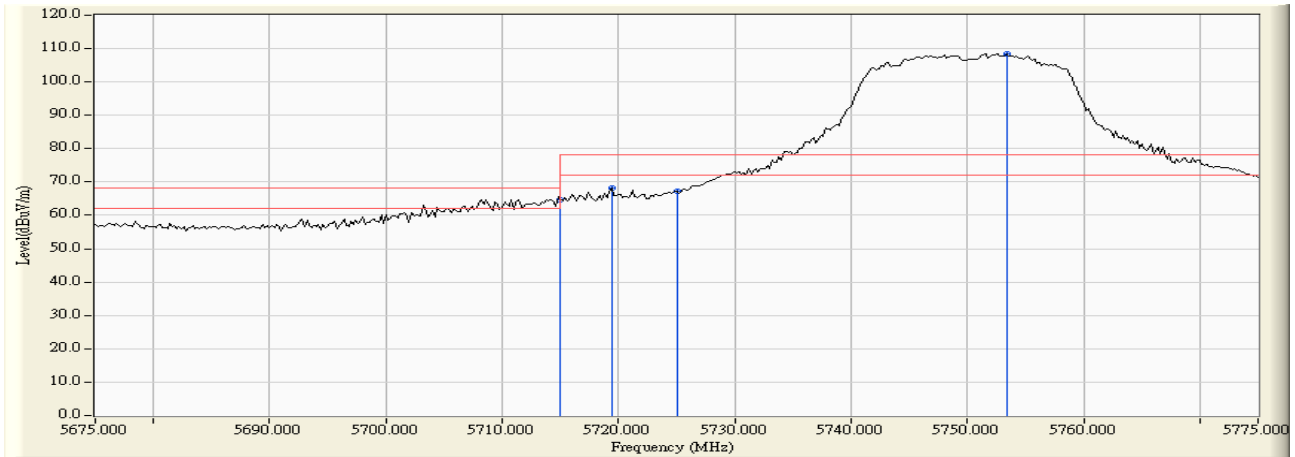
	Frequency (MHz)	Correct Factor (dB)	Reading Level (dBuV)	Measure Level (dBuV /m)	Margin (dB)	Limit (dBuV /m)	Result
Vertical	5704.710	5.989	57.887	63.876	-4.344	68.220	Pass
Vertical	5715.000	5.994	56.106	62.100	-6.120	68.220	Pass
Vertical	5720.942	5.993	59.084	65.077	-13.143	78.220	Pass
Vertical	5725.000	5.992	58.204	64.197	-14.023	78.220	Pass
Vertical	5754.855	5.986	86.232	92.219	--	--	--



RF Radiated Measurement:

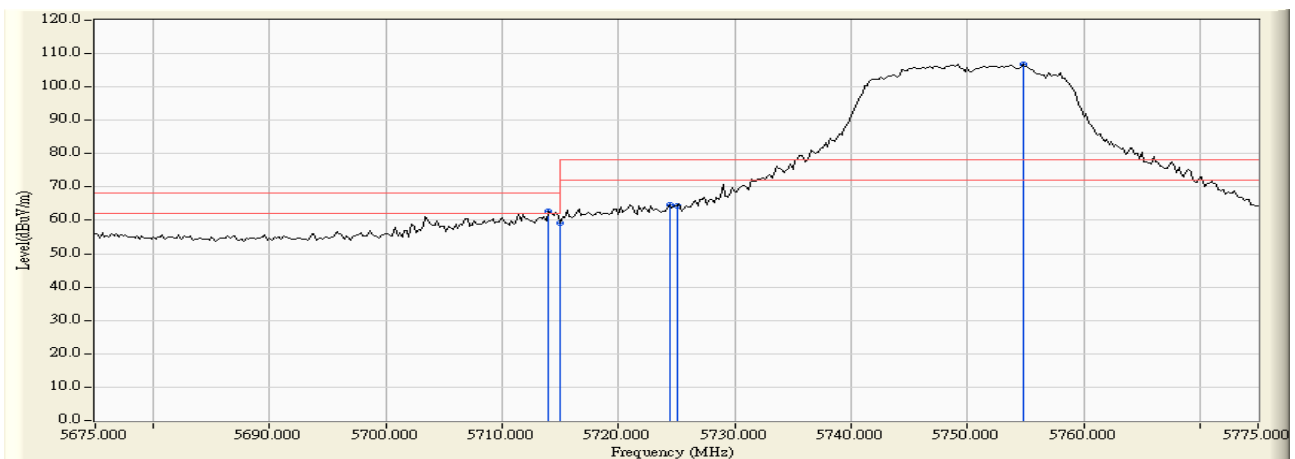
	Frequency (MHz)	Correct Factor (dB)	Reading Level (dBuV)	Measure Level (dBuV /m)	Margin (dB)	Limit (dBuV /m)	Result
Vertical	5800.290	5.979	78.428	84.407	--	--	--
Vertical	5850.000	6.037	53.007	59.044	-19.176	78.220	Pass
Vertical	5853.333	6.040	54.347	60.387	-17.833	78.220	Pass
Vertical	5860.000	6.047	50.124	56.171	-12.049	68.220	Pass
Vertical	5862.899	6.050	52.226	58.276	-9.944	68.220	Pass

Product : Intel® Dual Band Wireless-AC 8260
 Test Item : Band Edge Data
 Test Site : No.3 OATS
 Test Mode : Mode 3 MIMO: Transmit (802.11n-20BW 14.4Mbps) -Channel 149



RF Radiated Measurement:

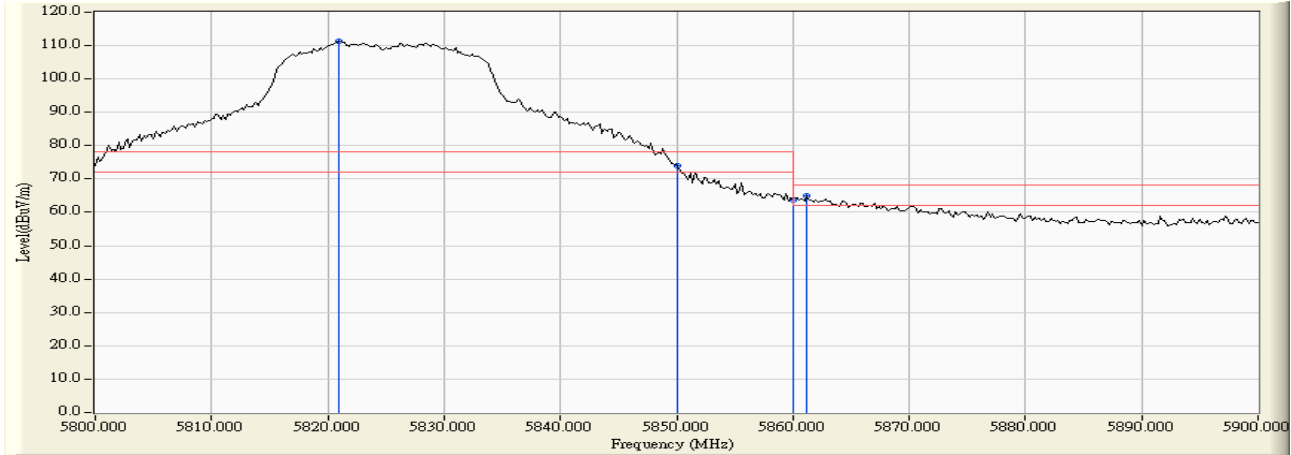
	Frequency (MHz)	Correct Factor (dB)	Reading Level (dBuV)	Measure Level (dBuV /m)	Margin (dB)	Limit (dBuV /m)	Result
Horizontal	5715.000	5.063	59.695	64.758	-3.462	68.220	Pass
Horizontal	5719.400	5.081	63.139	68.220	-10.000	78.220	Pass
Horizontal	5725.000	5.104	62.057	67.160	-11.060	78.220	Pass
Horizontal	5753.400	5.217	103.229	108.445	--	--	--



RF Radiated Measurement:

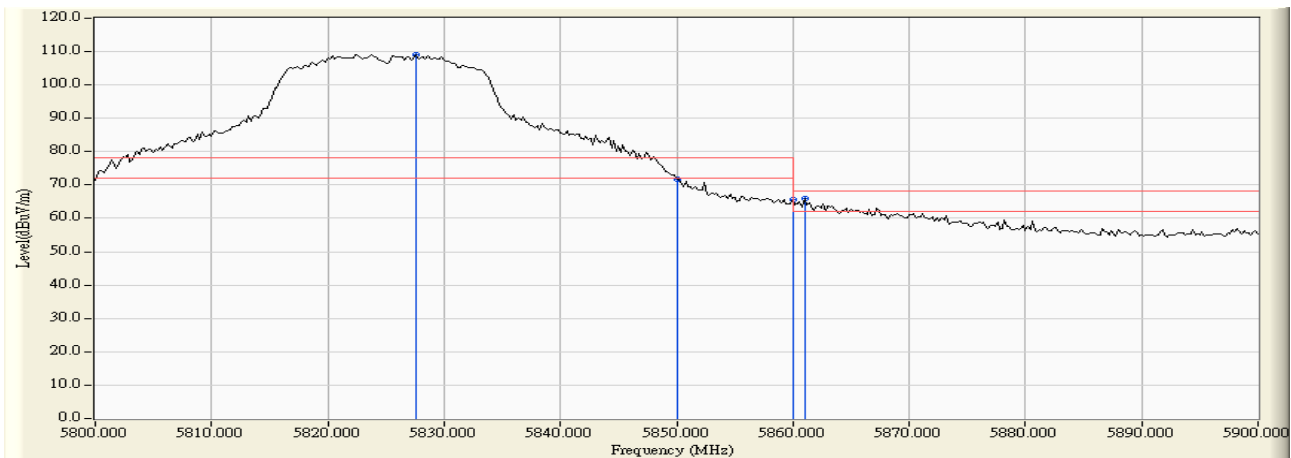
	Frequency (MHz)	Correct Factor (dB)	Reading Level (dBuV)	Measure Level (dBuV /m)	Margin (dB)	Limit (dBuV /m)	Result
Vertical	5714.000	4.182	58.503	62.686	-5.534	68.220	Pass
Vertical	5715.000	4.186	55.156	59.342	-8.878	68.220	Pass
Vertical	5724.400	4.213	60.537	64.750	-13.470	78.220	Pass
Vertical	5725.000	4.215	60.170	64.385	-13.835	78.220	Pass
Vertical	5754.800	4.298	102.513	106.811	--	--	--

Product : Intel® Dual Band Wireless-AC 8260
 Test Item : Band Edge Data
 Test Site : No.3 OATS
 Test Mode : Mode 3 MIMO: Transmit (802.11n-20BW 14.4Mbps) -Channel 165



RF Radiated Measurement:

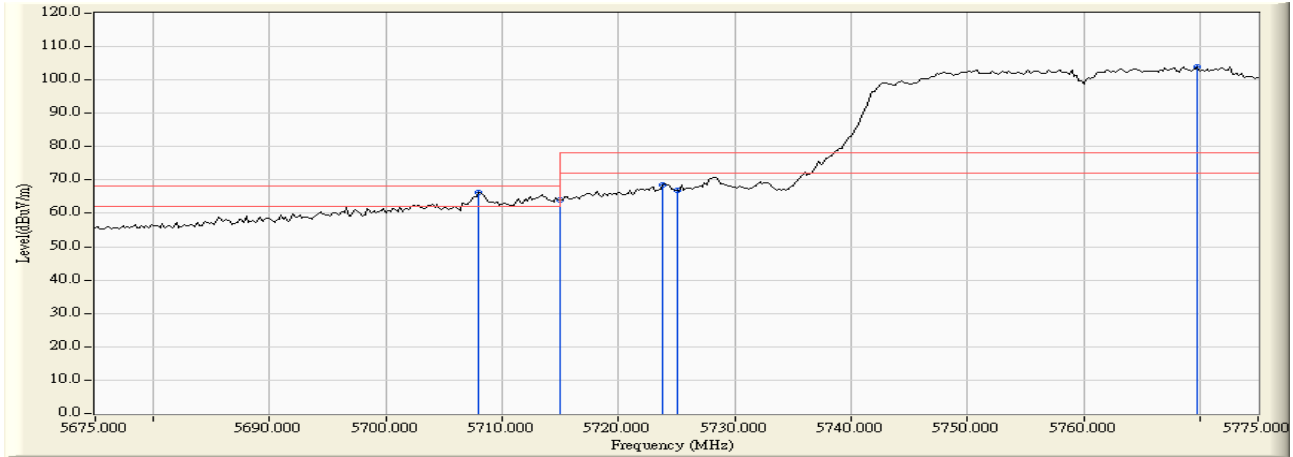
	Frequency (MHz)	Correct Factor (dB)	Reading Level (dBuV)	Measure Level (dBuV /m)	Margin (dB)	Limit (dBuV /m)	Result
Horizontal	5821.000	5.515	105.721	111.236	--	--	--
Horizontal	5850.000	5.715	68.166	73.881	-4.339	78.220	Pass
Horizontal	5860.000	5.798	57.797	63.595	-4.625	68.220	Pass
Horizontal	5861.200	5.808	59.023	64.831	-3.389	68.220	Pass



RF Radiated Measurement:

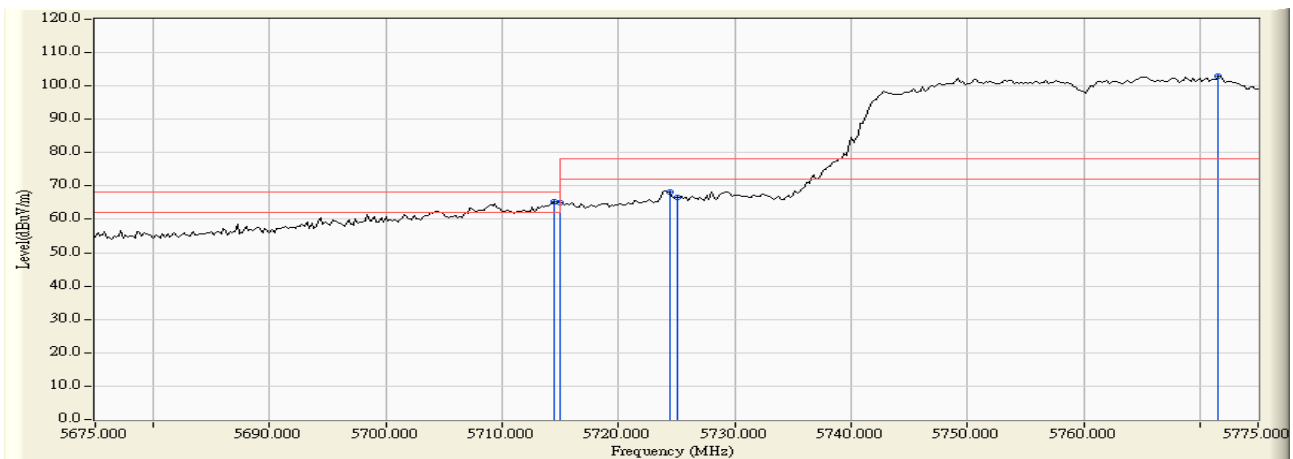
	Frequency (MHz)	Correct Factor (dB)	Reading Level (dBuV)	Measure Level (dBuV /m)	Margin (dB)	Limit (dBuV /m)	Result
Vertical	5827.600	4.282	104.812	109.093	--	--	--
Vertical	5850.000	4.194	67.515	71.709	-6.511	78.220	Pass
Vertical	5860.000	4.168	61.475	65.643	-2.577	68.220	Pass
Vertical	5861.000	4.165	61.689	65.854	-2.366	68.220	Pass

Product : Intel® Dual Band Wireless-AC 8260
 Test Item : Band Edge Data
 Test Site : No.3 OATS
 Test Mode : Mode 3 MIMO: Transmit (802.11n-40BW 30Mbps) -Channel 151



RF Radiated Measurement :

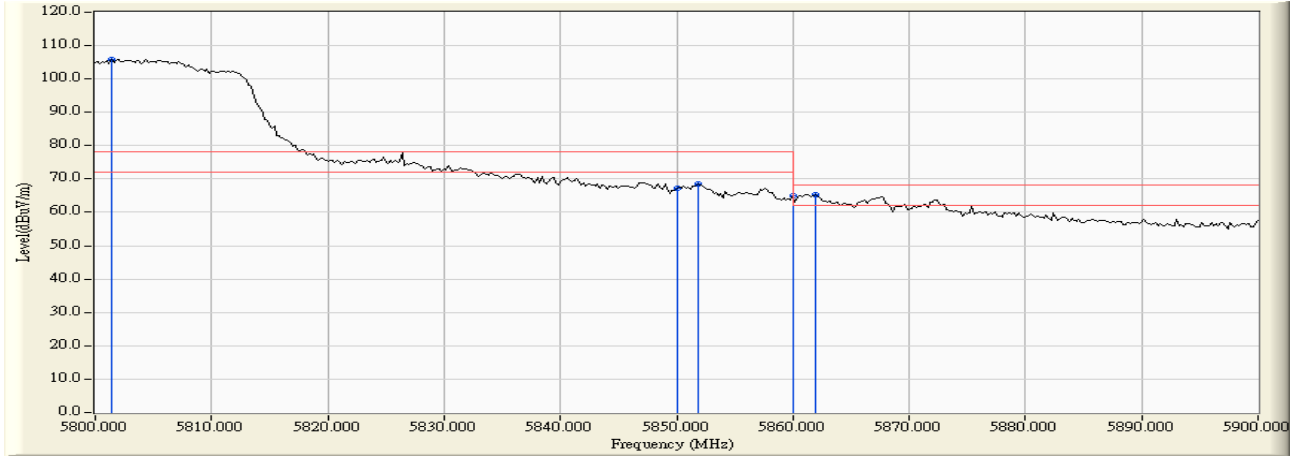
	Frequency (MHz)	Correct Factor (dB)	Reading Level (dBuV)	Measure Level (dBuV /m)	Margin (dB)	Limit (dBuV /m)	Result
Horizontal	5708.000	5.034	61.080	66.114	-2.106	68.220	Pass
Horizontal	5715.000	5.063	59.055	64.118	-4.102	68.220	Pass
Horizontal	5723.800	5.098	63.462	68.561	-9.659	78.220	Pass
Horizontal	5725.000	5.104	61.755	66.858	-11.362	78.220	Pass
Horizontal	5769.800	5.273	98.573	103.846	--	--	--



RF Radiated Measurement:

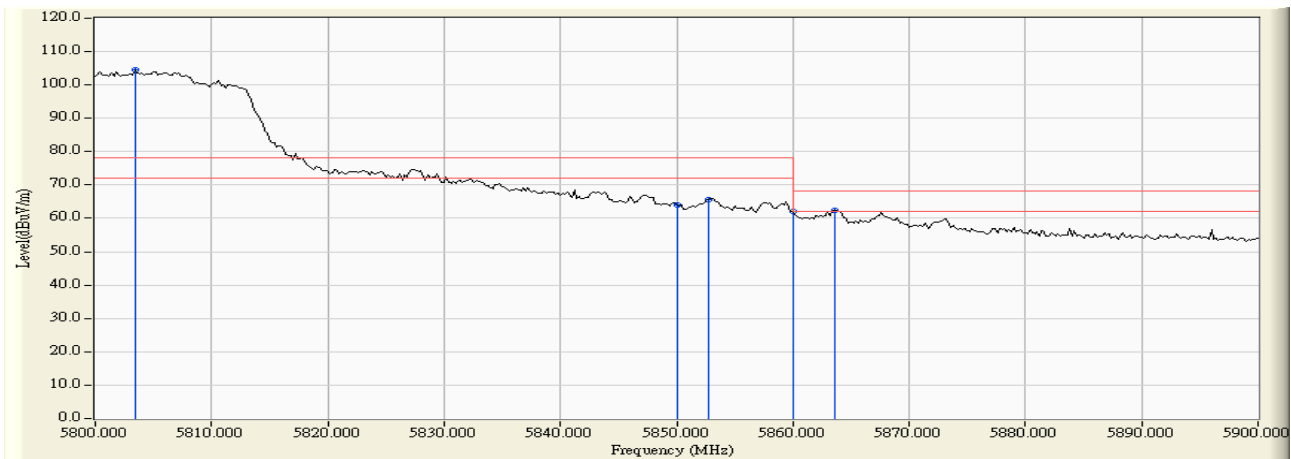
	Frequency (MHz)	Correct Factor (dB)	Reading Level (dBuV)	Measure Level (dBuV /m)	Margin (dB)	Limit (dBuV /m)	Result
Vertical	5714.400	4.184	61.090	65.274	-2.946	68.220	Pass
Vertical	5715.000	4.186	60.883	65.069	-3.151	68.220	Pass
Vertical	5724.400	4.213	64.078	68.291	-9.929	78.220	Pass
Vertical	5725.000	4.215	62.515	66.730	-11.490	78.220	Pass
Vertical	5771.600	4.337	98.602	102.939	--	--	--

Product : Intel® Dual Band Wireless-AC 8260
 Test Item : Band Edge Data
 Test Site : No.3 OATS
 Test Mode : Mode 3 MIMO: Transmit (802.11n-40BW 30Mbps) -Channel 159



RF Radiated Measurement:

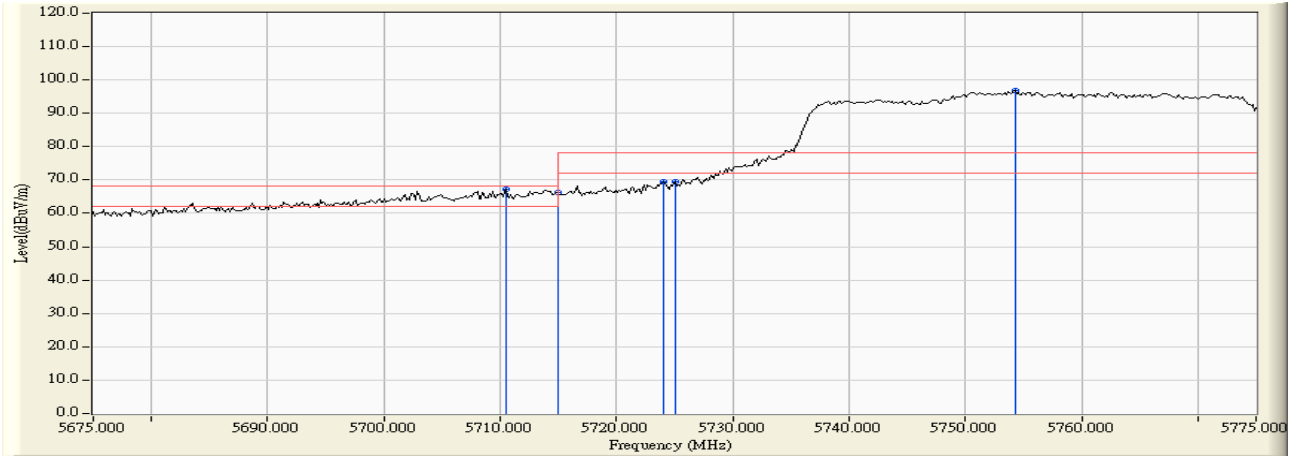
	Frequency (MHz)	Correct Factor (dB)	Reading Level (dBuV)	Measure Level (dBuV /m)	Margin (dB)	Limit (dBuV /m)	Result
Horizontal	5801.400	5.394	100.609	106.003	--	--	--
Horizontal	5850.000	5.715	61.678	67.393	-10.827	78.220	Pass
Horizontal	5851.800	5.730	62.766	68.496	-9.724	78.220	Pass
Horizontal	5860.000	5.798	59.081	64.879	-3.341	68.220	Pass
Horizontal	5862.000	5.815	59.499	65.314	-2.906	68.220	Pass



RF Radiated Measurement:

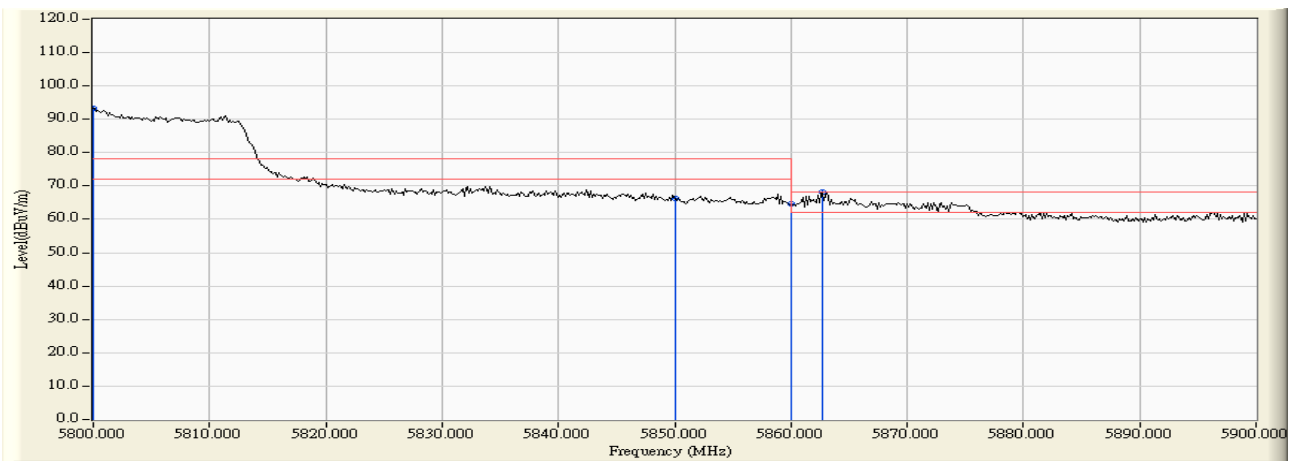
	Frequency (MHz)	Correct Factor (dB)	Reading Level (dBuV)	Measure Level (dBuV /m)	Margin (dB)	Limit (dBuV /m)	Result
Vertical	5803.400	4.366	100.178	104.543	--	--	--
Vertical	5850.000	4.194	59.669	63.863	-14.357	78.220	Pass
Vertical	5852.800	4.187	61.598	65.785	-12.435	78.220	Pass
Vertical	5860.000	4.168	57.768	61.936	-6.284	68.220	Pass
Vertical	5863.600	4.160	58.159	62.318	-5.902	68.220	Pass

Product : Intel® Dual Band Wireless-AC 8260
 Test Item : Band Edge Data
 Test Site : No.3 OATS
 Test Mode : Mode 3 MIMO: Transmit (802.11ac-80BW-65Mbps)-Channel 155



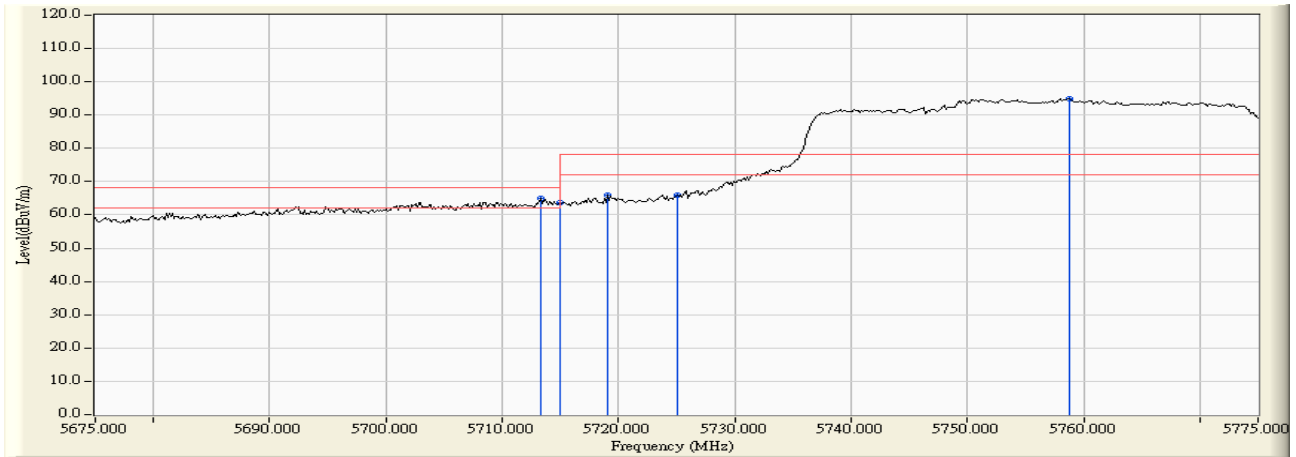
RF Radiated Measurement:

	Frequency (MHz)	Correct Factor (dB)	Reading Level (dBuV)	Measure Level (dBuV /m)	Margin (dB)	Limit (dBuV /m)	Result
Horizontal	5710.507	4.651	62.602	67.253	-0.967	68.220	Pass
Horizontal	5715.000	4.652	61.606	66.258	-1.962	68.220	Pass
Horizontal	5723.986	4.654	64.741	69.395	-8.825	78.220	Pass
Horizontal	5725.000	4.654	64.714	69.368	-8.852	78.220	Pass
Horizontal	5754.275	4.659	92.196	96.854	--	--	--



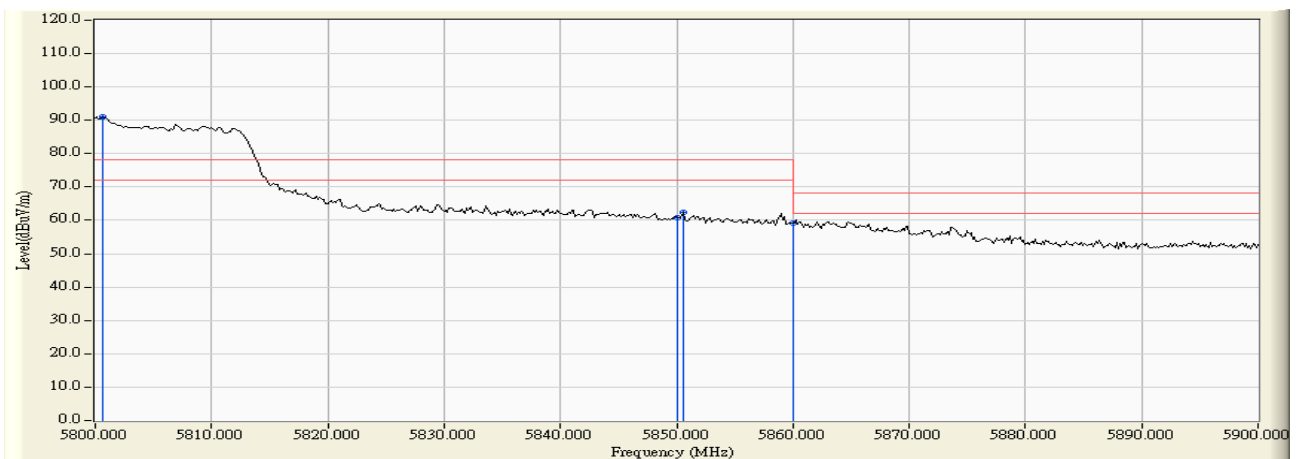
RF Radiated Measurement:

	Frequency (MHz)	Correct Factor (dB)	Reading Level (dBuV)	Measure Level (dBuV /m)	Margin (dB)	Limit (dBuV /m)	Result
Horizontal	5800.000	4.683	88.709	93.392	--	--	--
Horizontal	5850.000	4.964	61.225	66.189	-12.031	78.220	Pass
Horizontal	5860.000	5.023	59.673	64.696	-3.524	68.220	Pass
Horizontal	5862.754	5.039	63.044	68.083	-0.137	68.220	Pass



RF Radiated Measurement:

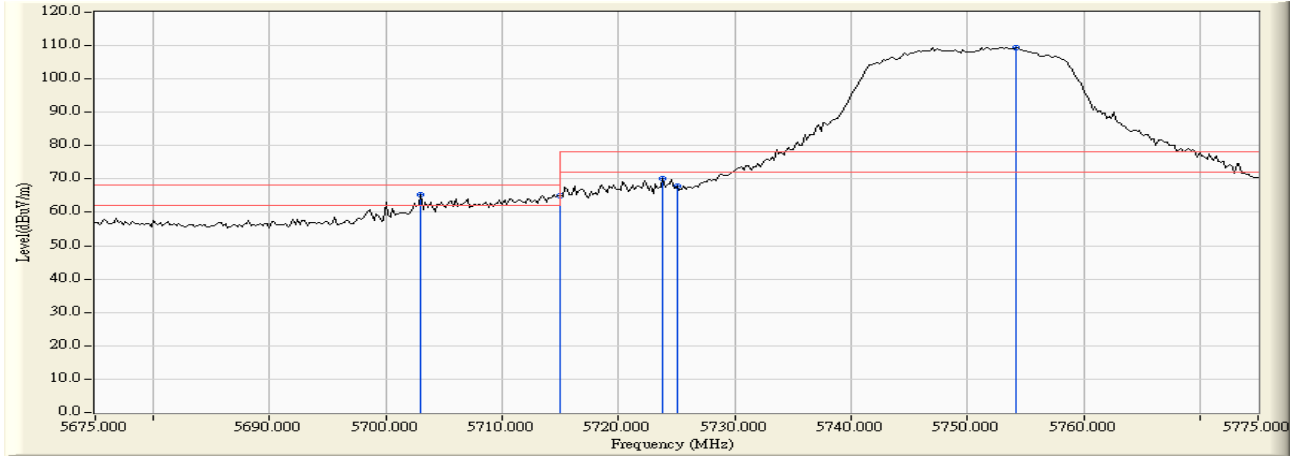
	Frequency (MHz)	Correct Factor (dB)	Reading Level (dBuV)	Measure Level (dBuV /m)	Margin (dB)	Limit (dBuV /m)	Result
Vertical	5713.261	5.995	58.889	64.883	-3.337	68.220	Pass
Vertical	5715.000	5.994	57.725	63.719	-4.501	68.220	Pass
Vertical	5719.058	5.993	59.918	65.911	-12.309	78.220	Pass
Vertical	5725.000	5.992	60.079	66.072	-12.148	78.220	Pass
Vertical	5758.768	5.985	88.851	94.837	--	--	--



RF Radiated Measurement:

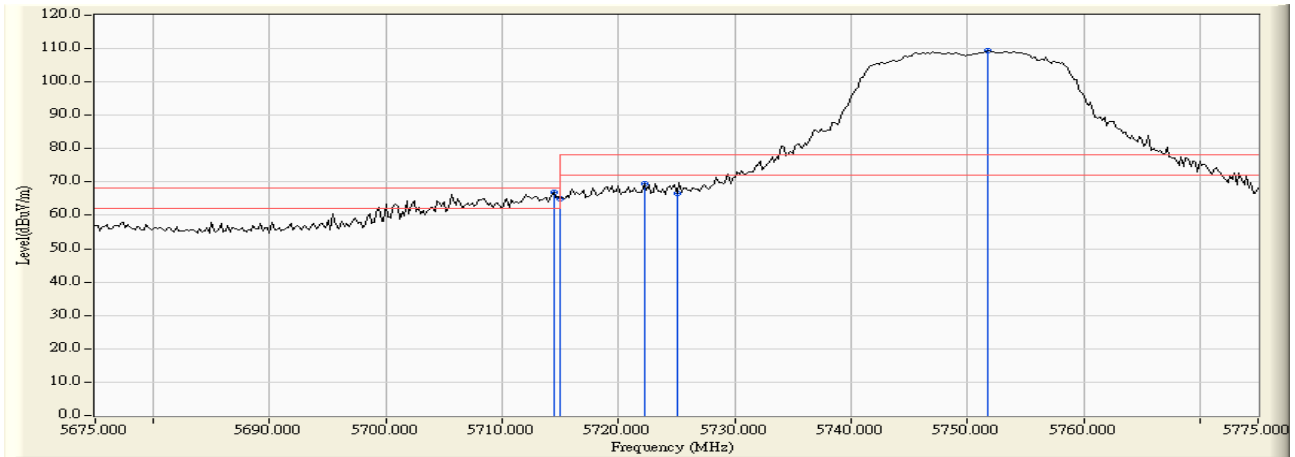
	Frequency (MHz)	Correct Factor (dB)	Reading Level (dBuV)	Measure Level (dBuV /m)	Margin (dB)	Limit (dBuV /m)	Result
Vertical	5800.580	5.979	85.006	90.985	--	--	--
Vertical	5850.000	6.037	54.746	60.783	-17.437	78.220	Pass
Vertical	5850.580	6.037	56.445	62.482	-15.738	78.220	Pass
Vertical	5860.000	6.047	53.169	59.216	-9.004	68.220	Pass

Product : Intel® Dual Band Wireless-AC 8260
 Test Item : Band Edge Data
 Test Site : No.3 OATS
 Test Mode : Mode 4 Beamforming: Transmit (802.11n-20BW 14.4Mbps) -Channel 149



RF Radiated Measurement:

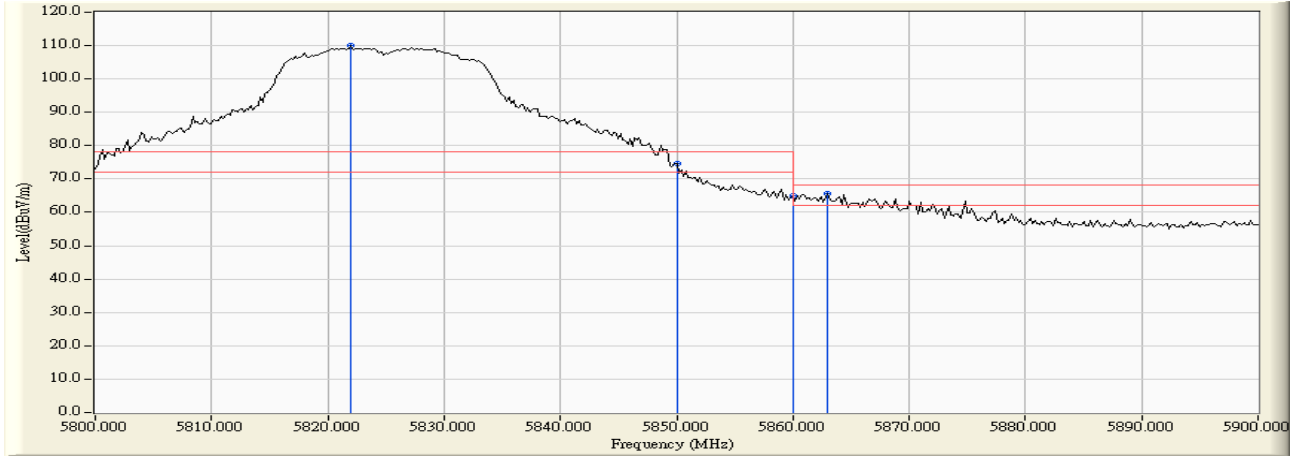
	Frequency (MHz)	Correct Factor (dB)	Reading Level (dBuV)	Measure Level (dBuV /m)	Margin (dB)	Limit (dBuV /m)	Result
Horizontal	5703.000	5.014	60.311	65.325	-2.895	68.220	Pass
Horizontal	5715.000	5.063	60.000	65.063	-3.157	68.220	Pass
Horizontal	5723.800	5.098	64.926	70.025	-8.195	78.220	Pass
Horizontal	5725.000	5.104	62.632	67.735	-10.485	78.220	Pass
Horizontal	5754.200	5.220	104.237	109.456	--	--	--



RF Radiated Measurement:

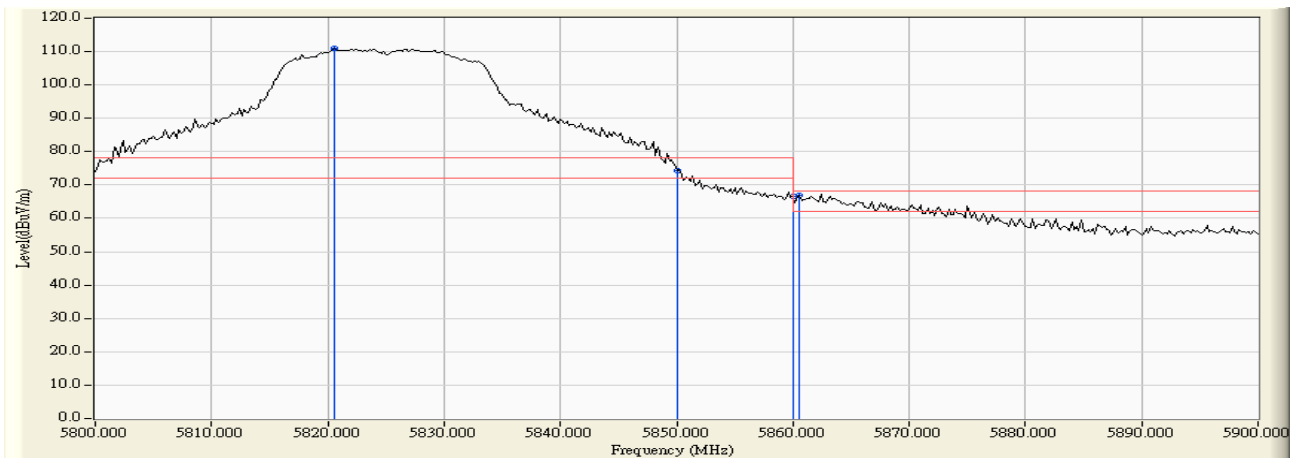
	Frequency (MHz)	Correct Factor (dB)	Reading Level (dBuV)	Measure Level (dBuV /m)	Margin (dB)	Limit (dBuV /m)	Result
Vertical	5714.400	4.184	62.574	66.758	-1.462	68.220	Pass
Vertical	5715.000	4.186	60.798	64.984	-3.236	68.220	Pass
Vertical	5722.200	4.206	65.370	69.577	-8.643	78.220	Pass
Vertical	5725.000	4.215	62.342	66.557	-11.663	78.220	Pass
Vertical	5751.800	4.290	105.025	109.316	--	--	--

Product : Intel® Dual Band Wireless-AC 8260
 Test Item : Band Edge Data
 Test Site : No.3 OATS
 Test Mode : Mode 4 Beamforming: Transmit (802.11n-20BW 14.4Mbps) -Channel 165



RF Radiated Measurement:

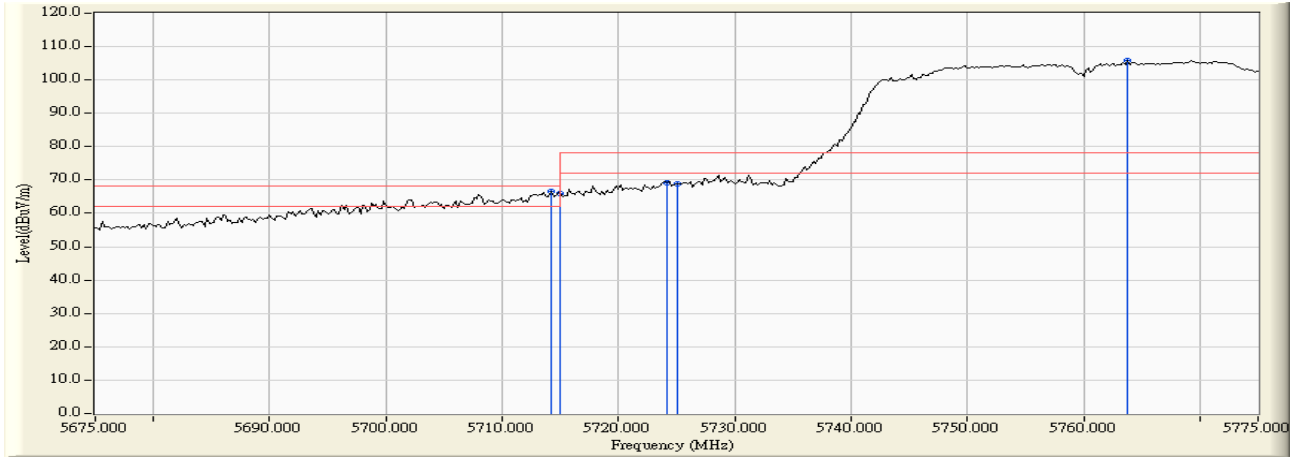
	Frequency (MHz)	Correct Factor (dB)	Reading Level (dBuV)	Measure Level (dBuV /m)	Margin (dB)	Limit (dBuV /m)	Result
Horizontal	5822.000	5.521	104.463	109.984	--	--	--
Horizontal	5850.000	5.715	69.023	74.738	-3.482	78.220	Pass
Horizontal	5860.000	5.798	59.087	64.885	-3.335	68.220	Pass
Horizontal	5863.000	5.824	59.912	65.736	-2.484	68.220	Pass



RF Radiated Measurement:

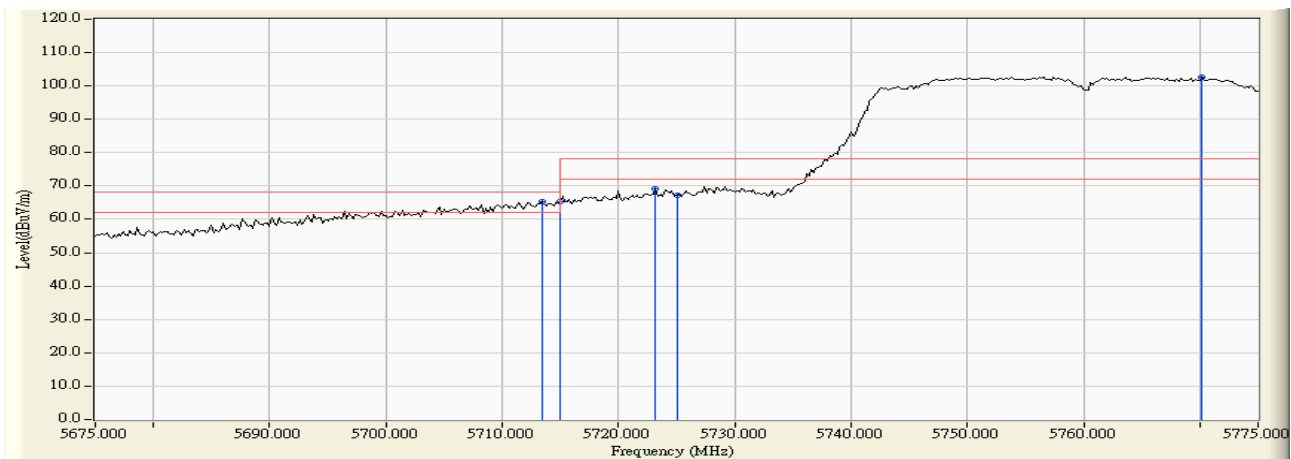
	Frequency (MHz)	Correct Factor (dB)	Reading Level (dBuV)	Measure Level (dBuV /m)	Margin (dB)	Limit (dBuV /m)	Result
Vertical	5820.600	4.311	106.725	111.036	--	--	--
Vertical	5850.000	4.194	70.185	74.379	-3.841	78.220	Pass
Vertical	5860.000	4.168	62.281	66.449	-1.771	68.220	Pass
Vertical	5860.600	4.167	62.666	66.832	-1.388	68.220	Pass

Product : Intel® Dual Band Wireless-AC 8260
 Test Item : Band Edge Data
 Test Site : No.3 OATS
 Test Mode : Mode 4 Beamforming: Transmit (802.11n-40BW 30Mbps) -Channel 151



RF Radiated Measurement :

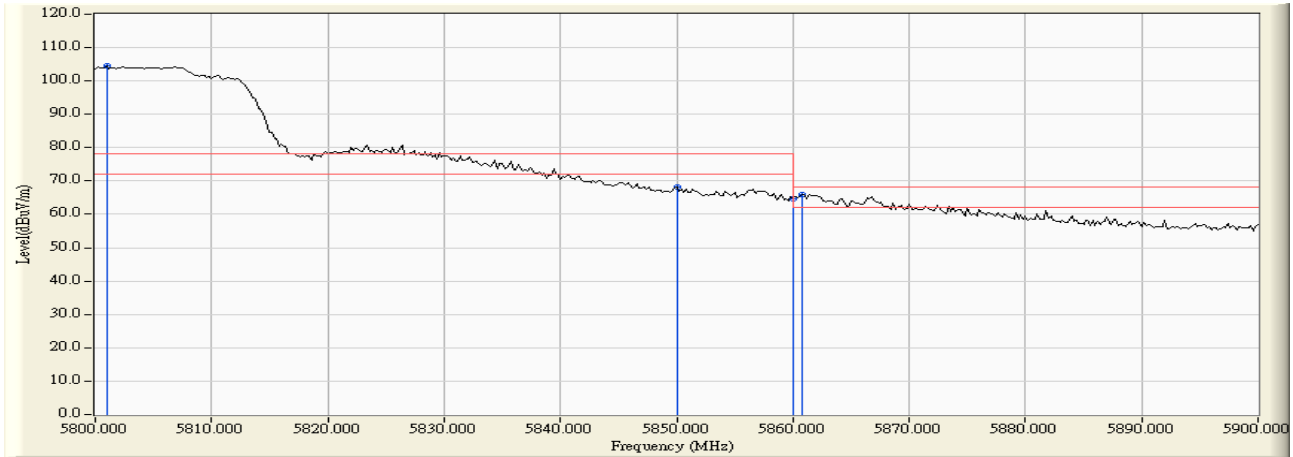
	Frequency (MHz)	Correct Factor (dB)	Reading Level (dBuV)	Measure Level (dBuV /m)	Margin (dB)	Limit (dBuV /m)	Result
Horizontal	5714.200	5.059	61.496	66.556	-1.664	68.220	Pass
Horizontal	5715.000	5.063	60.981	66.044	-2.176	68.220	Pass
Horizontal	5724.200	5.101	64.186	69.286	-8.934	78.220	Pass
Horizontal	5725.000	5.104	63.629	68.732	-9.488	78.220	Pass
Horizontal	5763.800	5.253	100.530	105.783	--	--	--



RF Radiated Measurement:

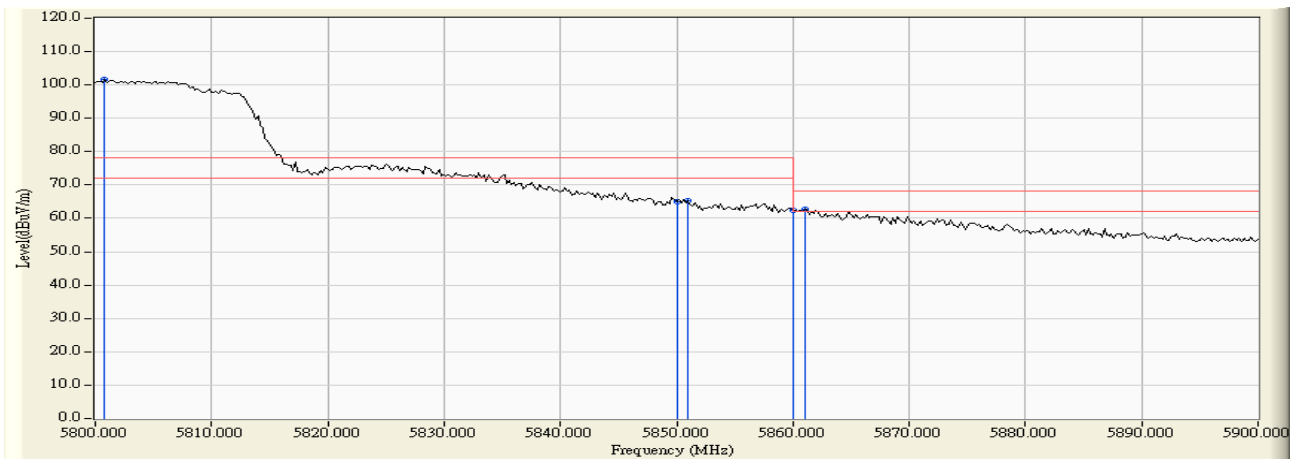
	Frequency (MHz)	Correct Factor (dB)	Reading Level (dBuV)	Measure Level (dBuV /m)	Margin (dB)	Limit (dBuV /m)	Result
Vertical	5713.400	4.181	61.185	65.366	-2.854	68.220	Pass
Vertical	5715.000	4.186	61.061	65.247	-2.973	68.220	Pass
Vertical	5723.200	4.210	64.872	69.081	-9.139	78.220	Pass
Vertical	5725.000	4.215	63.044	67.259	-10.961	78.220	Pass
Vertical	5770.200	4.334	98.418	102.752	--	--	--

Product : Intel® Dual Band Wireless-AC 8260
 Test Item : Band Edge Data
 Test Site : No.3 OATS
 Test Mode : Mode 4 Beamforming: Transmit (802.11n-40BW 30Mbps) -Channel 159



RF Radiated Measurement:

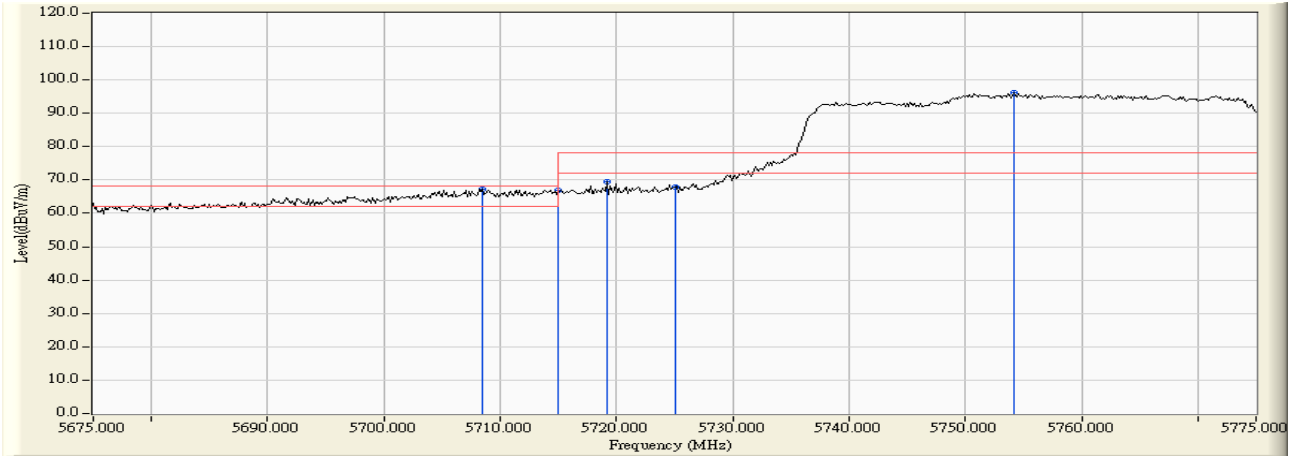
	Frequency (MHz)	Correct Factor (dB)	Reading Level (dBuV)	Measure Level (dBuV /m)	Margin (dB)	Limit (dBuV /m)	Result
Horizontal	5801.000	5.392	99.209	104.601	--	--	--
Horizontal	5850.000	5.715	62.516	68.231	-9.989	78.220	Pass
Horizontal	5860.000	5.798	58.951	64.749	-3.471	68.220	Pass
Horizontal	5860.800	5.805	60.227	66.032	-2.188	68.220	Pass



RF Radiated Measurement:

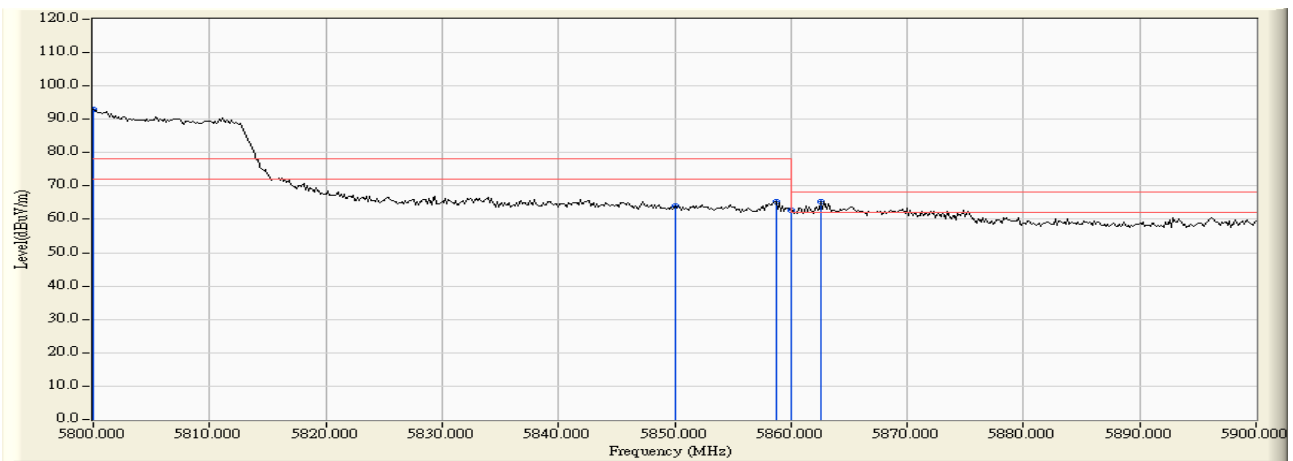
	Frequency (MHz)	Correct Factor (dB)	Reading Level (dBuV)	Measure Level (dBuV /m)	Margin (dB)	Limit (dBuV /m)	Result
Vertical	5800.800	4.370	97.153	101.523	--	--	--
Vertical	5850.000	4.194	60.817	65.011	-13.209	78.220	Pass
Vertical	5851.000	4.191	61.160	65.352	-12.868	78.220	Pass
Vertical	5860.000	4.168	58.393	62.561	-5.659	68.220	Pass
Vertical	5861.000	4.165	58.694	62.859	-5.361	68.220	Pass

Product : Intel® Dual Band Wireless-AC 8260
 Test Item : Band Edge Data
 Test Site : No.3 OATS
 Test Mode : Mode 4 Beamforming: Transmit (802.11ac-80BW-65Mbps)-Channel 155



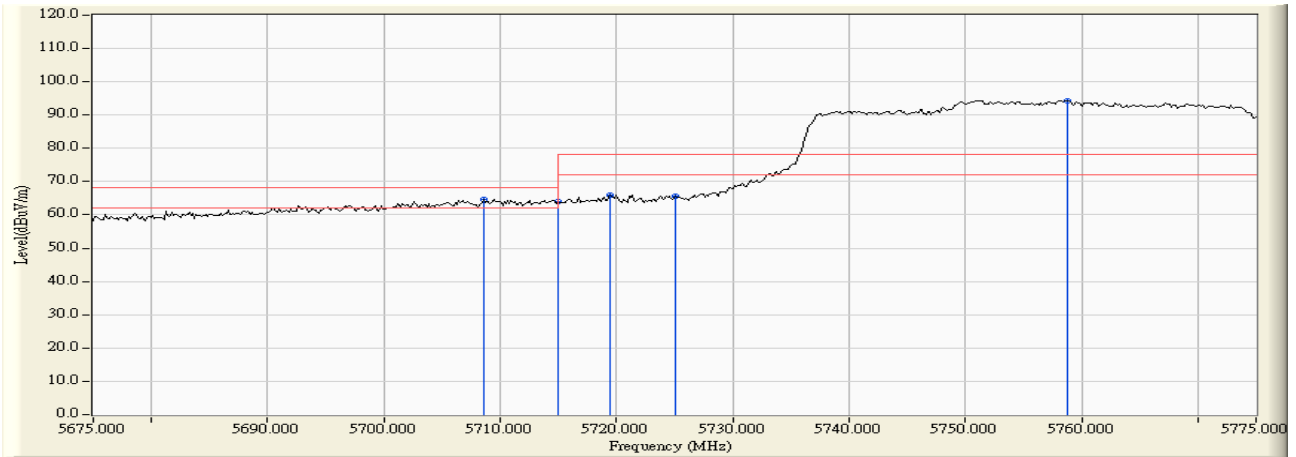
RF Radiated Measurement:

	Frequency (MHz)	Correct Factor (dB)	Reading Level (dBuV)	Measure Level (dBuV /m)	Margin (dB)	Limit (dBuV /m)	Result
Horizontal	5708.478	4.649	62.603	67.252	-0.968	68.220	Pass
Horizontal	5715.000	4.652	62.284	66.936	-1.284	68.220	Pass
Horizontal	5719.203	4.653	64.692	69.345	-8.875	78.220	Pass
Horizontal	5725.000	4.654	63.204	67.858	-10.362	78.220	Pass
Horizontal	5754.130	4.658	91.524	96.182	--	--	--



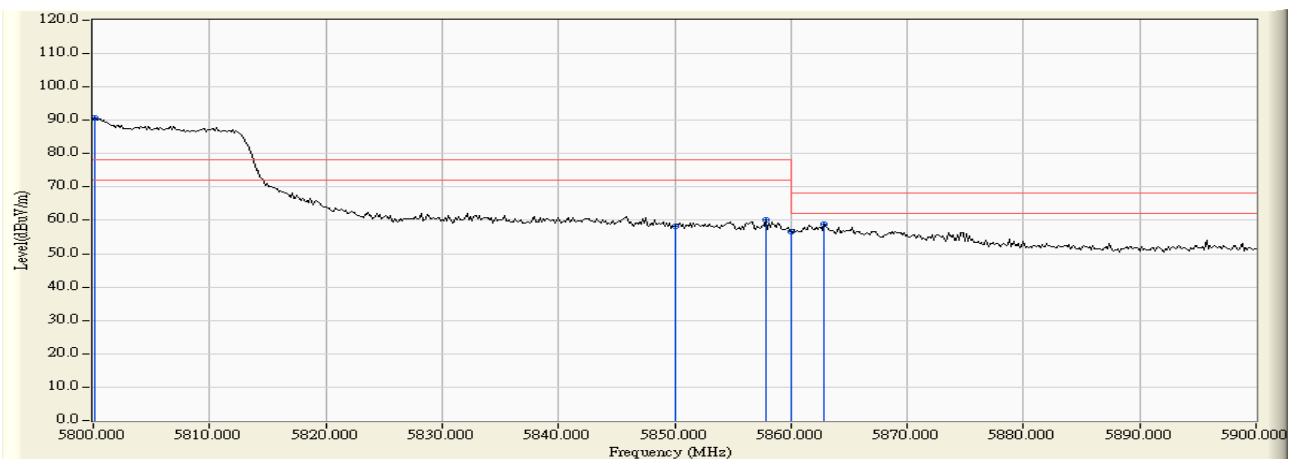
RF Radiated Measurement:

	Frequency (MHz)	Correct Factor (dB)	Reading Level (dBuV)	Measure Level (dBuV /m)	Margin (dB)	Limit (dBuV /m)	Result
Horizontal	5800.000	4.683	88.388	93.071	--	--	--
Horizontal	5850.000	4.964	58.899	63.863	-14.357	78.220	Pass
Horizontal	5858.696	5.015	60.280	65.295	-12.925	78.220	Pass
Horizontal	5860.000	5.023	57.778	62.801	-5.419	68.220	Pass
Horizontal	5862.609	5.038	60.388	65.426	-2.794	68.220	Pass



RF Radiated Measurement:

	Frequency (MHz)	Correct Factor (dB)	Reading Level (dBuV)	Measure Level (dBuV /m)	Margin (dB)	Limit (dBuV /m)	Result
Vertical	5708.623	5.995	58.673	64.667	-3.553	68.220	Pass
Vertical	5715.000	5.994	57.950	63.944	-4.276	68.220	Pass
Vertical	5719.493	5.994	59.922	65.915	-12.305	78.220	Pass
Vertical	5725.000	5.992	59.560	65.553	-12.667	78.220	Pass
Vertical	5758.768	5.985	88.424	94.410	--	--	--



RF Radiated Measurement:

	Frequency (MHz)	Correct Factor (dB)	Reading Level (dBuV)	Measure Level (dBuV /m)	Margin (dB)	Limit (dBuV /m)	Result
Vertical	5800.145	5.979	84.806	90.785	--	--	--
Vertical	5850.000	6.037	52.237	58.274	-19.946	78.220	Pass
Vertical	5857.826	6.045	54.060	60.105	-18.115	78.220	Pass
Vertical	5860.000	6.047	50.672	56.719	-11.501	68.220	Pass
Vertical	5862.899	6.050	52.804	58.854	-9.366	68.220	Pass

7. Occupied Bandwidth

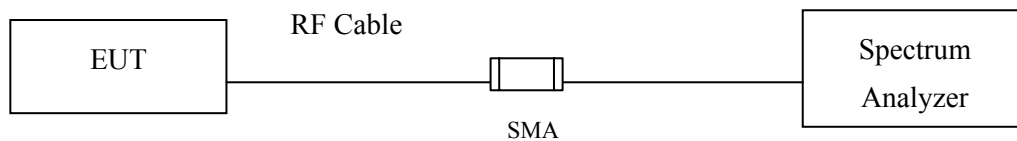
7.1. Test Equipment

	Equipment	Manufacturer	Model No./Serial No.	Last Cal.
	Spectrum Analyzer	R&S	FSP40 / 100170	Jun, 2015
	Spectrum Analyzer	Agilent	E4407B / US39440758	Jun, 2015
X	Spectrum Analyzer	Agilent	N9010A / MY48030495	Apr., 2015

Note:

1. All equipments are calibrated with traceable calibrations. Each calibration is traceable to the national or international standards.
2. The test instruments marked with “X” are used to measure the final test results.

7.2. Test Setup



7.3. Limits

For the 5.725-5.85 GHz band, the minimum 6 dB bandwidth of U-NII devices shall be at least 500 kHz

7.4. Test Procedure

The EUT was setup to ANSI C63.10, 2013; tested to UNII test procedure of FCC KDB-789033 for compliance to FCC 47CFR Subpart E requirements.

7.5. Uncertainty

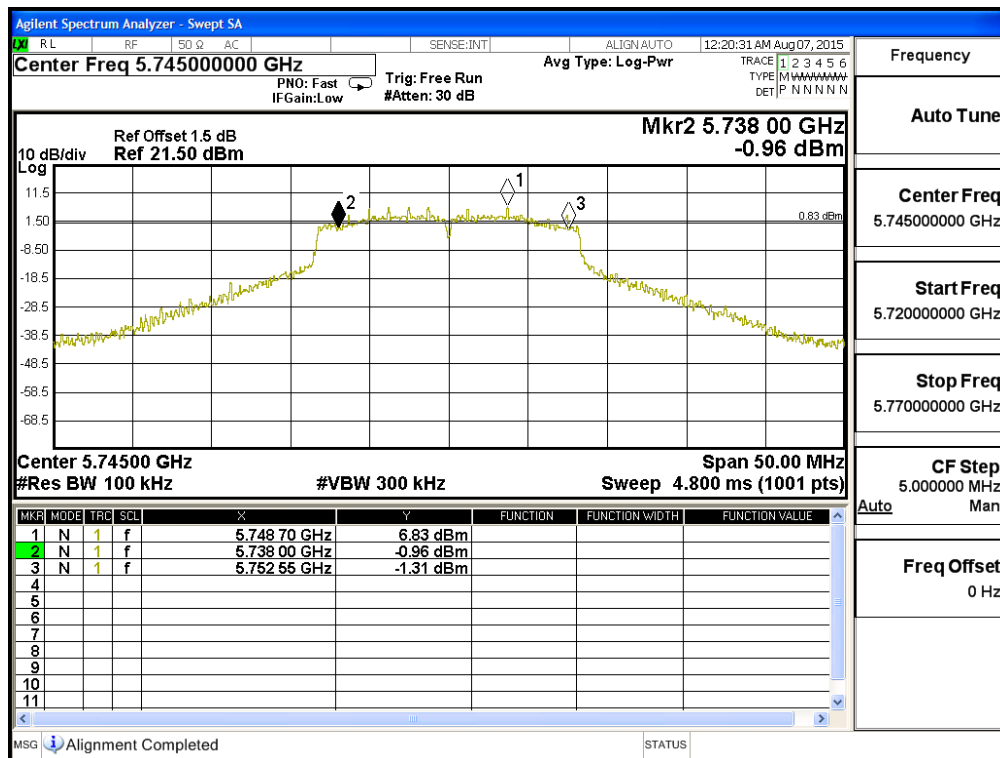
± 150Hz

7.6. Test Result of Occupied Bandwidth

Product : Intel® Dual Band Wireless-AC 8260
 Test Item : Occupied Bandwidth Data
 Test Site : No.3 OATS
 Test Mode : Mode 1 SISO A: Transmit (802.11a-6Mbps) (5745MHz)

Channel No.	Frequency (MHz)	Measurement Level (kHz)	Required Limit (kHz)	Result
149	5745.00	15600	>500	Pass

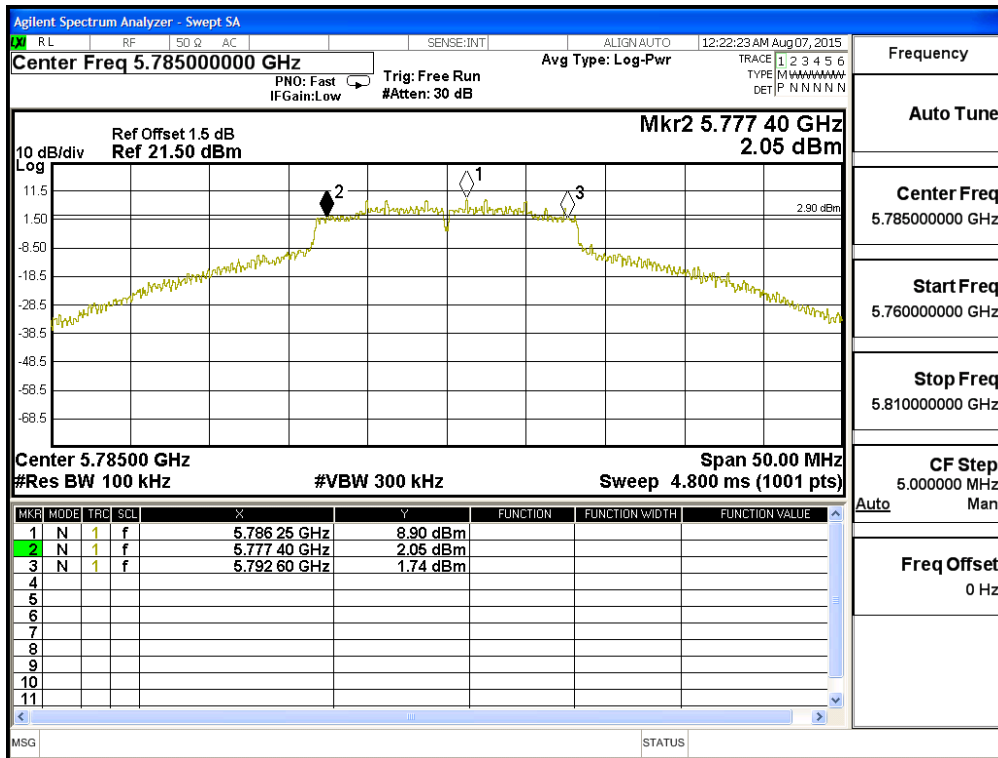
Figure Channel 149:



Product : Intel® Dual Band Wireless-AC 8260
 Test Item : Occupied Bandwidth Data
 Test Site : No.3 OATS
 Test Mode : Mode 1 SISO A: Transmit (802.11a-6Mbps) (5785MHz)

Channel No.	Frequency (MHz)	Measurement Level (kHz)	Required Limit (kHz)	Result
157	5785.00	15200	>500	Pass

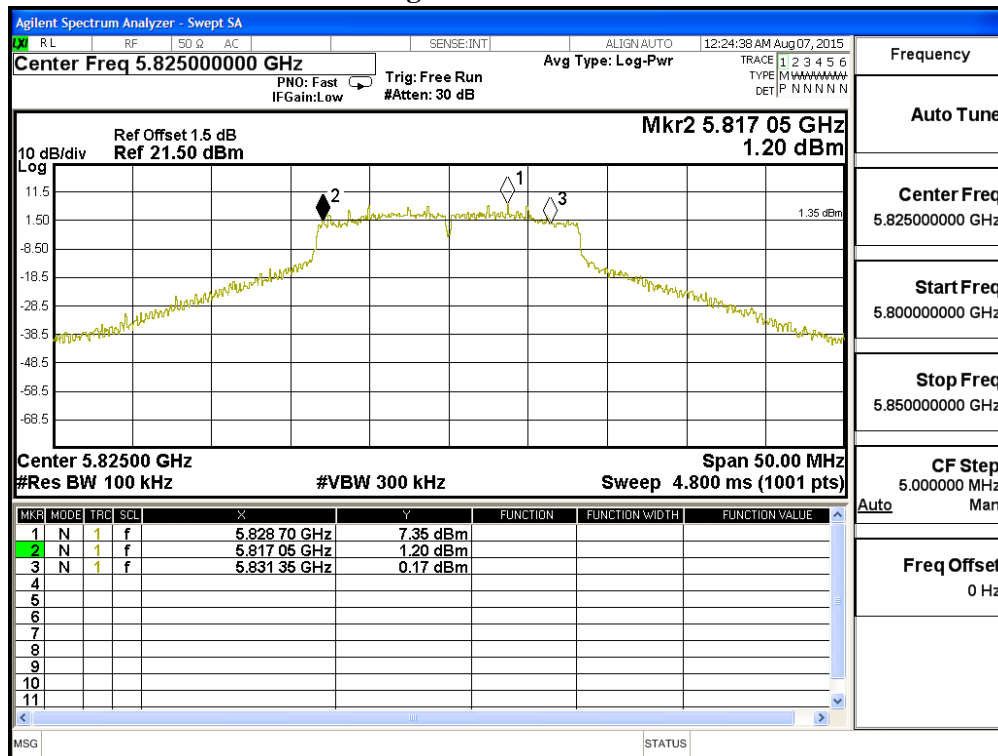
Figure Channel 157:



Product : Intel® Dual Band Wireless-AC 8260
 Test Item : Occupied Bandwidth Data
 Test Site : No.3 OATS
 Test Mode : Mode 1 SISO A: Transmit (802.11a-6Mbps) (5825MHz)

Channel No.	Frequency (MHz)	Measurement Level (kHz)	Required Limit (kHz)	Result
165	5825.00	15250	>500	Pass

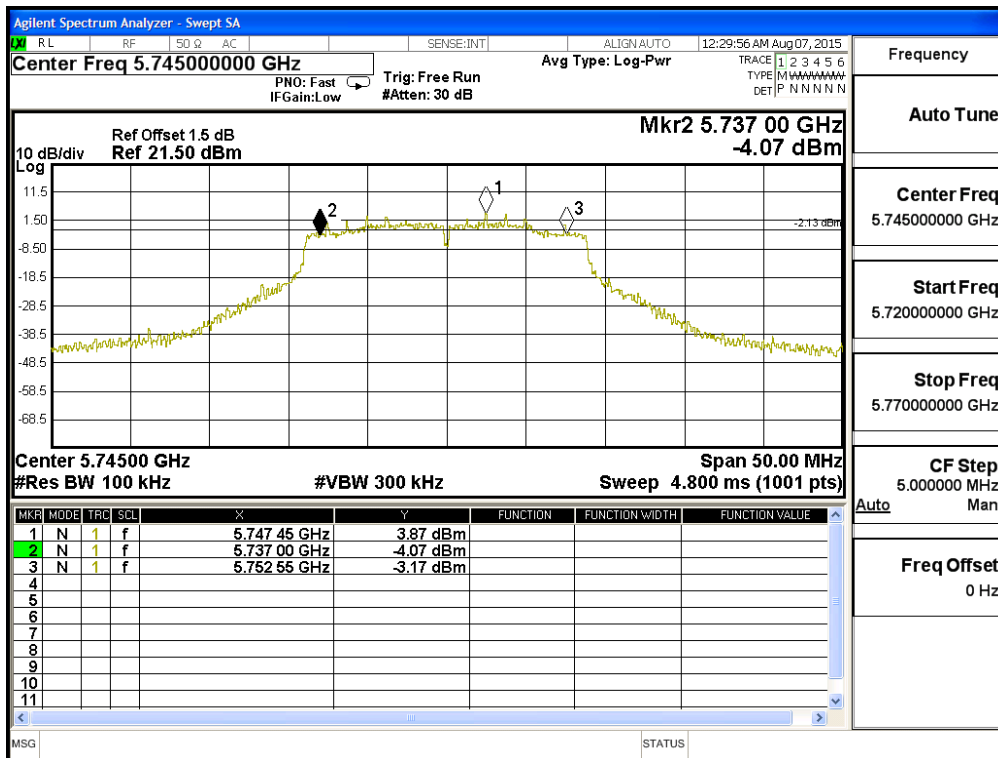
Figure Channel 165:



Product : Intel® Dual Band Wireless-AC 8260
 Test Item : Occupied Bandwidth Data
 Test Site : No.3 OATS
 Test Mode : Mode 1 SISO A: Transmit (802.11n-20BW 7.2Mbps) (5745MHz)

Channel No.	Frequency (MHz)	Measurement Level (kHz)	Required Limit (kHz)	Result
149	5745.00	15200	>500	Pass

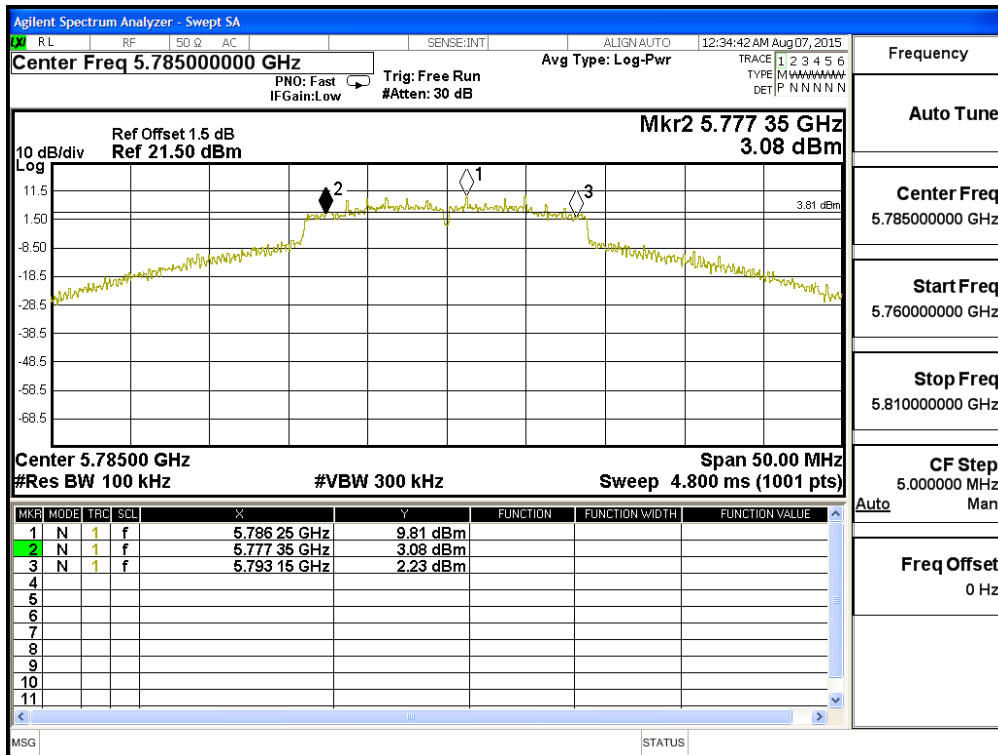
Figure Channel 149:



Product : Intel® Dual Band Wireless-AC 8260
 Test Item : Occupied Bandwidth Data
 Test Site : No.3 OATS
 Test Mode : Mode 1 SISO A: Transmit (802.11n-20BW 7.2Mbps) (5785MHz)

Channel No.	Frequency (MHz)	Measurement Level (kHz)	Required Limit (kHz)	Result
157	5785.00	17350	>500	Pass

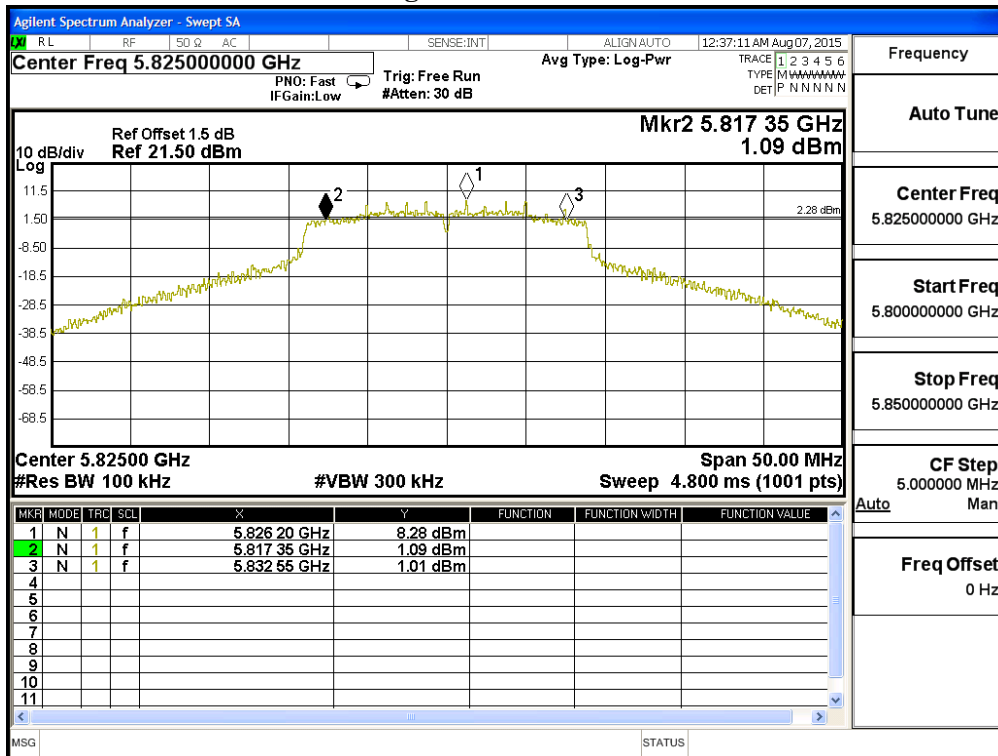
Figure Channel 157:



Product : Intel® Dual Band Wireless-AC 8260
 Test Item : Occupied Bandwidth Data
 Test Site : No.3 OATS
 Test Mode : Mode 1 SISO A: Transmit (802.11n-20BW 7.2Mbps) (5825MHz)

Channel No.	Frequency (MHz)	Measurement Level (kHz)	Required Limit (kHz)	Result
165	5825.00	15200	>500	Pass

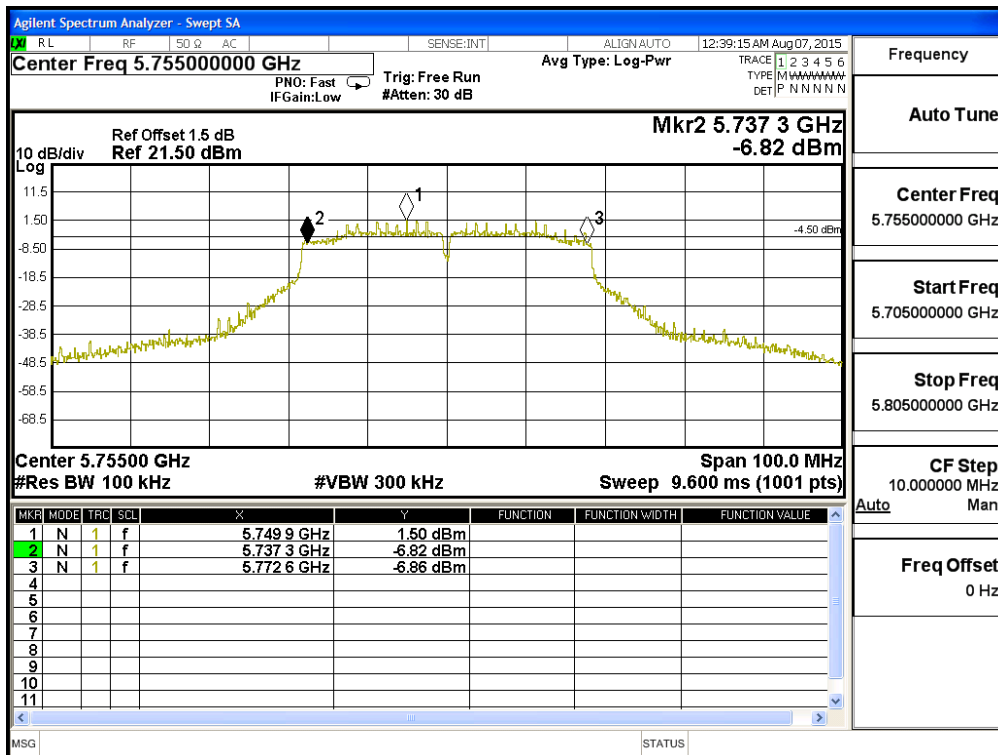
Figure Channel 165:



Product : Intel® Dual Band Wireless-AC 8260
 Test Item : Occupied Bandwidth Data
 Test Site : No.3 OATS
 Test Mode : Mode 1 SISO A: Transmit (802.11n-40BW 15Mbps) (5755MHz)

Channel No.	Frequency (MHz)	Measurement Level (kHz)	Required Limit (kHz)	Result
151	5755.00	35300	>500	Pass

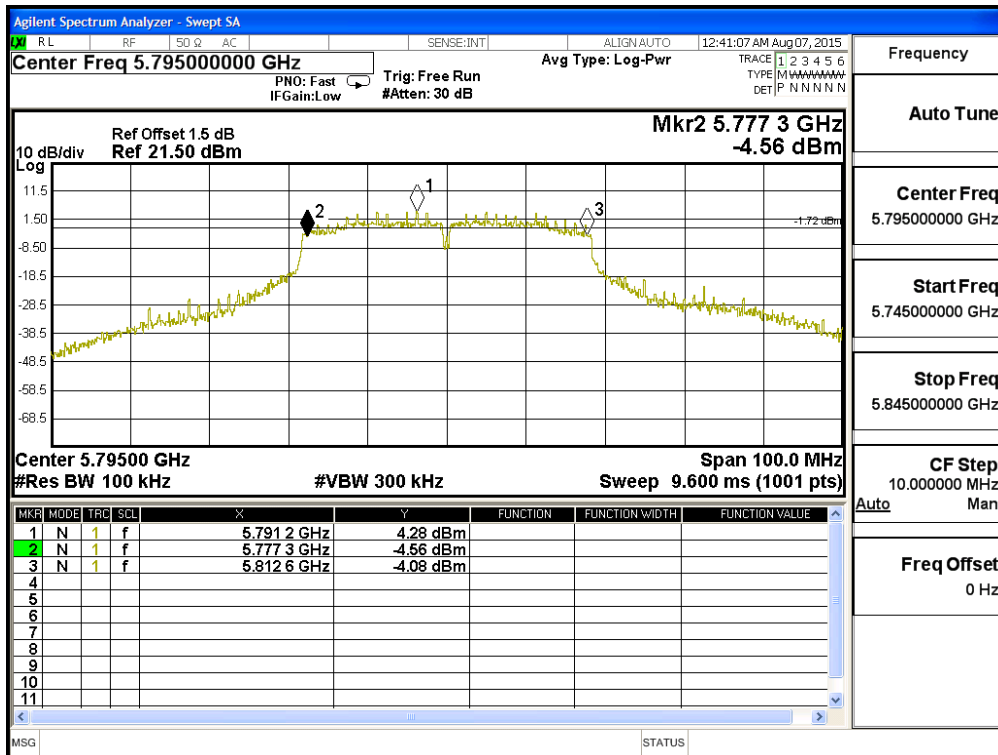
Figure Channel 151:



Product : Intel® Dual Band Wireless-AC 8260
 Test Item : Occupied Bandwidth Data
 Test Site : No.3 OATS
 Test Mode : Mode 1 SISO A: Transmit (802.11n-40BW 15Mbps) (5795MHz)

Channel No.	Frequency (MHz)	Measurement Level (kHz)	Required Limit (kHz)	Result
159	5795.00	35300	>500	Pass

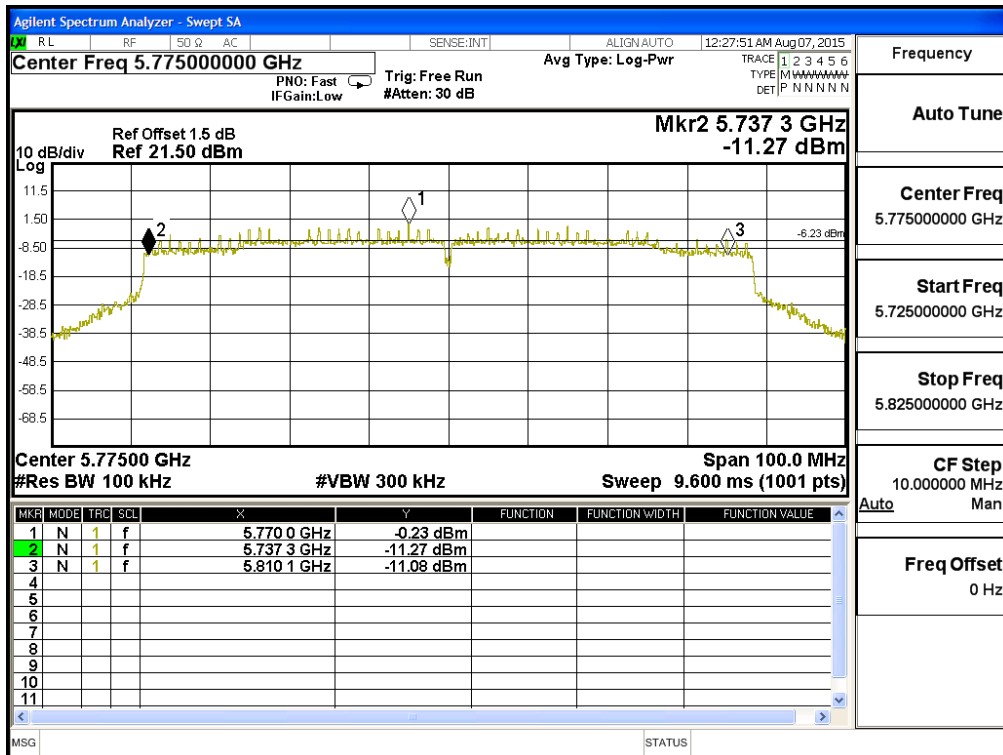
Figure Channel 159:



Product : Intel® Dual Band Wireless-AC 8260
 Test Item : Occupied Bandwidth Data
 Test Site : No.3 OATS
 Test Mode : Mode 1 SISO A: Transmit (802.11ac-80BW-32.5Mbps) (5775MHz)

Channel No.	Frequency (MHz)	Measurement Level (kHz)	Required Limit (kHz)	Result
155	5775.00	69100	>500	Pass

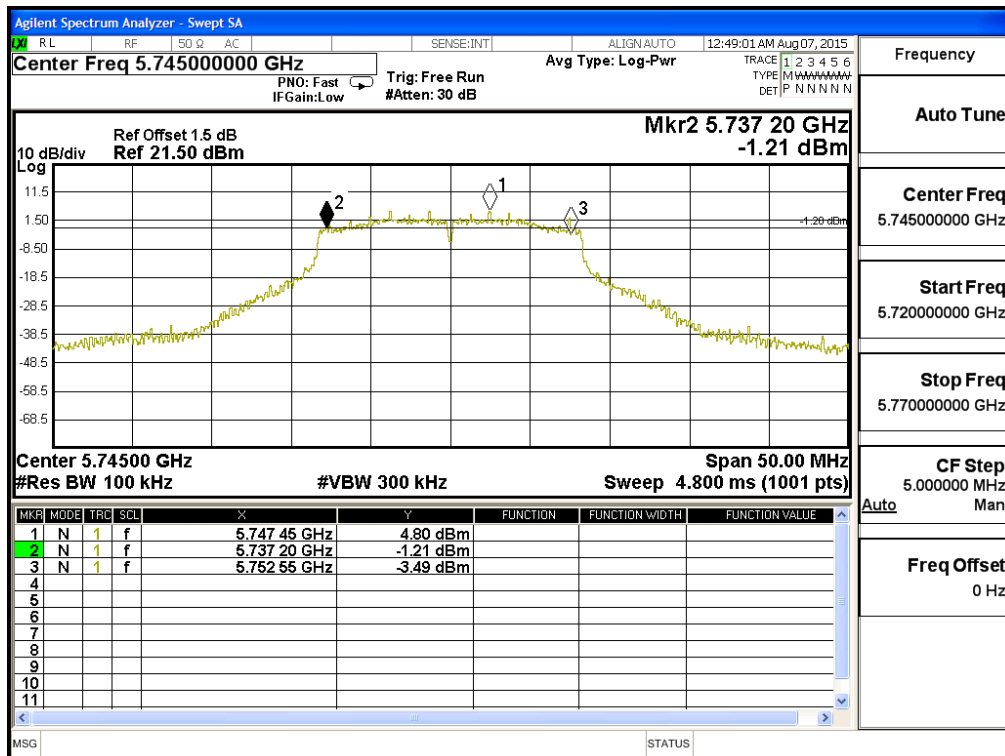
Figure Channel 155:



Product : Intel® Dual Band Wireless-AC 8260
 Test Item : Occupied Bandwidth Data
 Test Site : No.3 OATS
 Test Mode : Mode 2 SISO B: Transmit (802.11a-6Mbps) (5745MHz)

Channel No.	Frequency (MHz)	Measurement Level (kHz)	Required Limit (kHz)	Result
149	5745.00	15450	>500	Pass

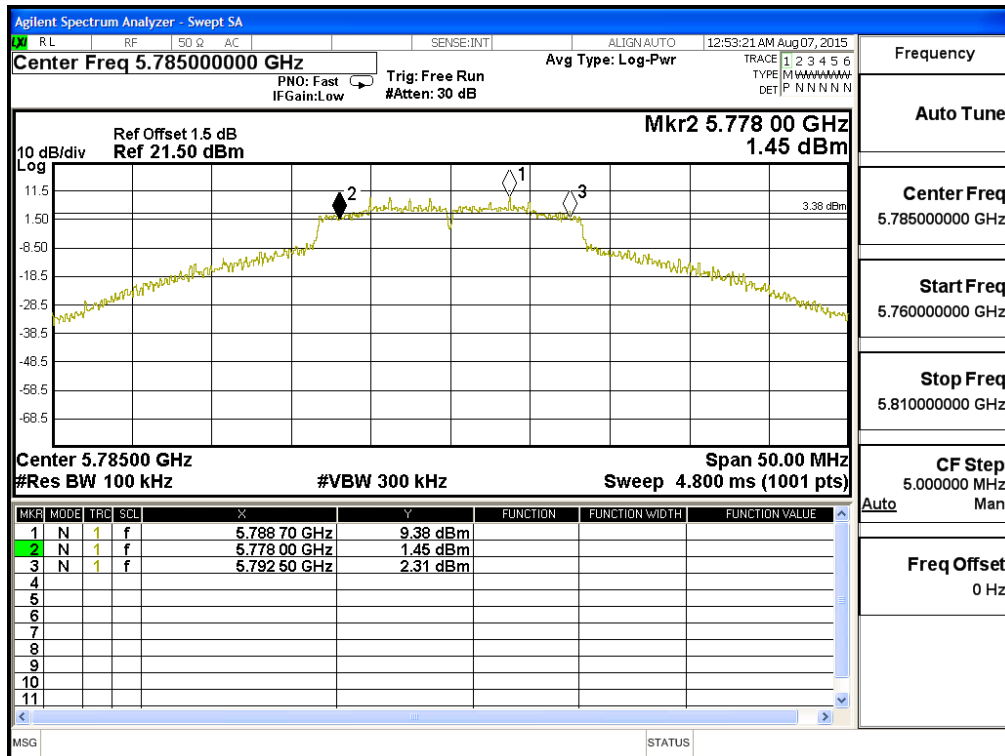
Figure Channel 149:



Product : Intel® Dual Band Wireless-AC 8260
 Test Item : Occupied Bandwidth Data
 Test Site : No.3 OATS
 Test Mode : Mode 2 SISO B: Transmit (802.11a-6Mbps) (5785MHz)

Channel No.	Frequency (MHz)	Measurement Level (kHz)	Required Limit (kHz)	Result
157	5785.00	15150	>500	Pass

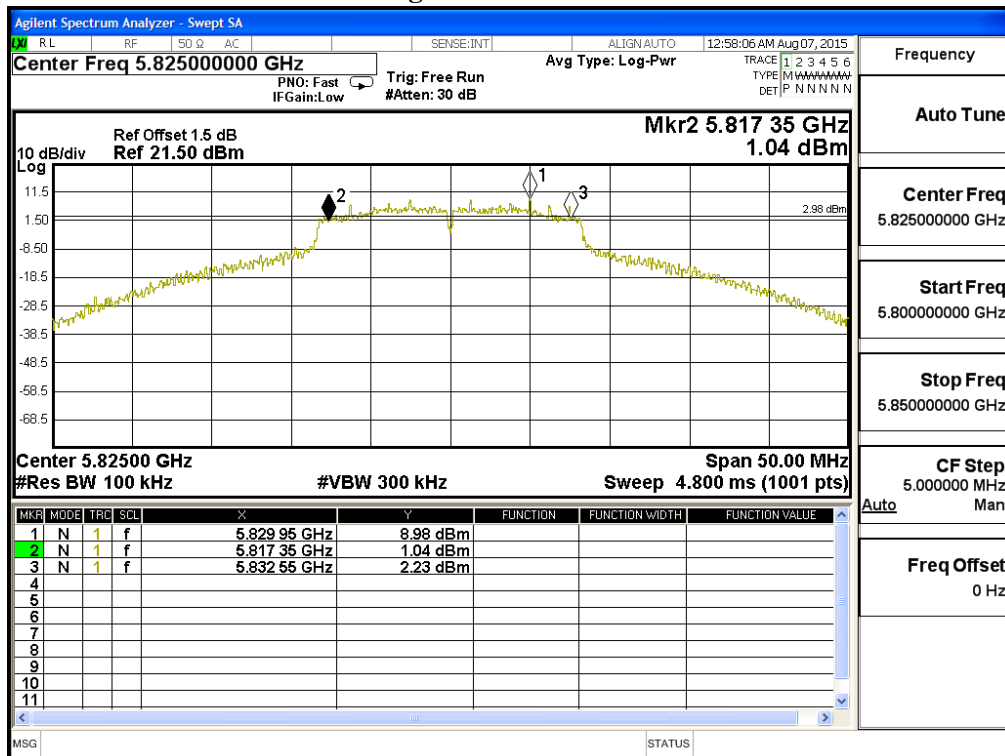
Figure Channel 157:



Product : Intel® Dual Band Wireless-AC 8260
 Test Item : Occupied Bandwidth Data
 Test Site : No.3 OATS
 Test Mode : Mode 2 SISO B: Transmit (802.11a-6Mbps) (5825MHz)

Channel No.	Frequency (MHz)	Measurement Level (kHz)	Required Limit (kHz)	Result
165	5825.00	13950	>500	Pass

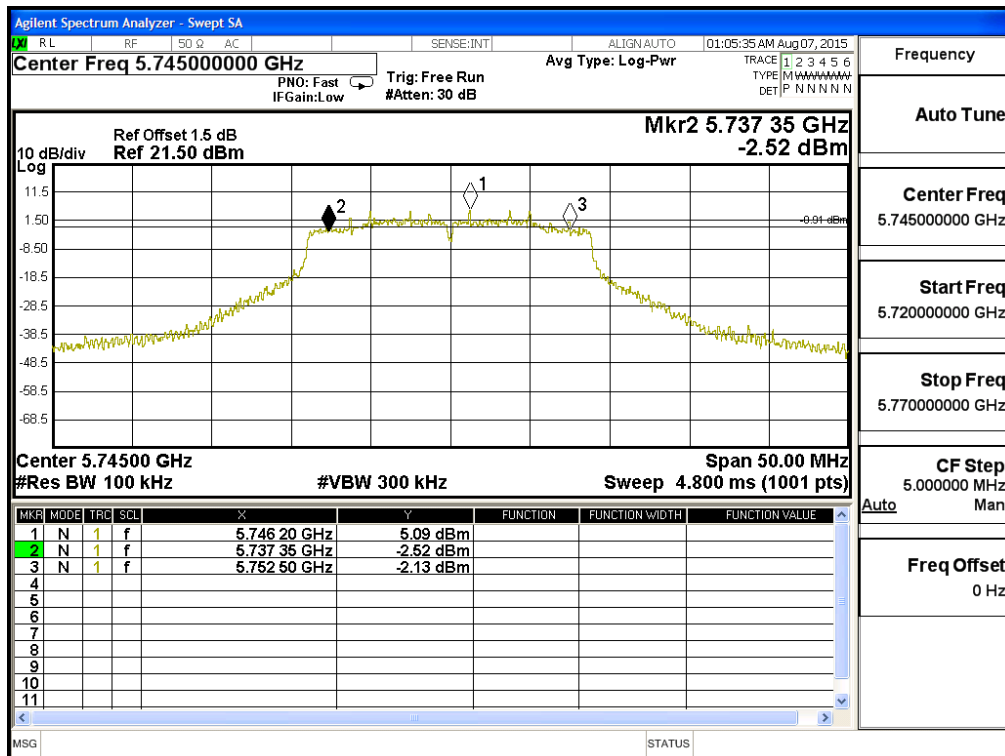
Figure Channel 165:



Product : Intel® Dual Band Wireless-AC 8260
 Test Item : Occupied Bandwidth Data
 Test Site : No.3 OATS
 Test Mode : Mode 2 SISO B: Transmit (802.11n-20BW 7.2Mbps) (5745MHz)

Channel No.	Frequency (MHz)	Measurement Level (kHz)	Required Limit (kHz)	Result
149	5745.00	15200	>500	Pass

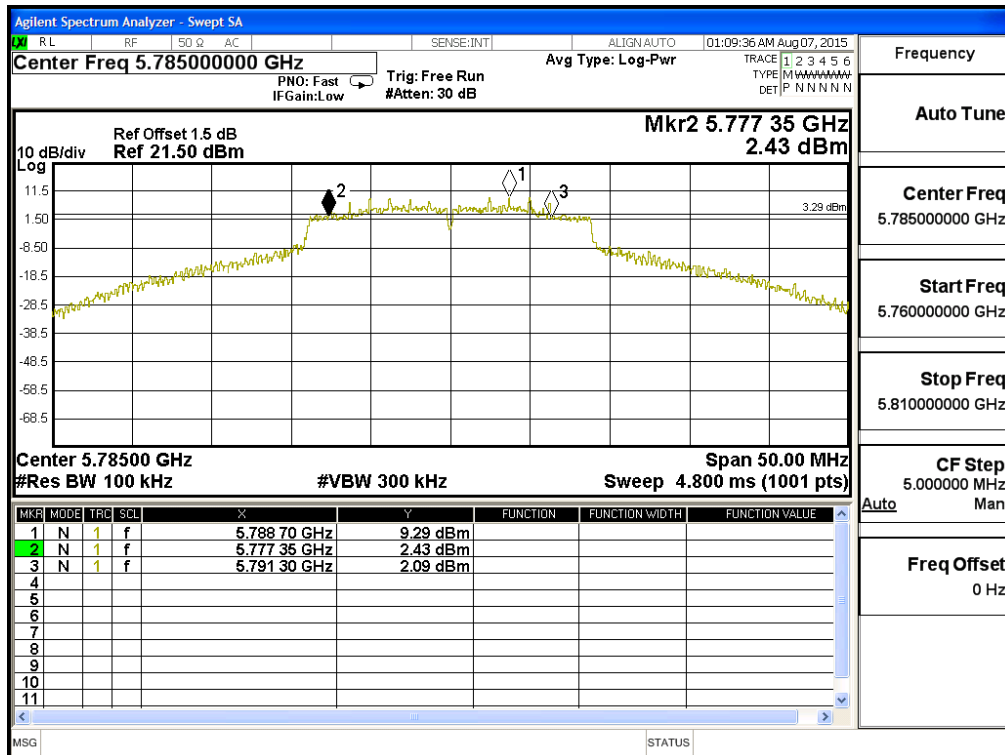
Figure Channel 149:



Product : Intel® Dual Band Wireless-AC 8260
 Test Item : Occupied Bandwidth Data
 Test Site : No.3 OATS
 Test Mode : Mode 2 SISO B: Transmit (802.11n-20BW 7.2Mbps) (5785MHz)

Channel No.	Frequency (MHz)	Measurement Level (kHz)	Required Limit (kHz)	Result
157	5785.00	15150	>500	Pass

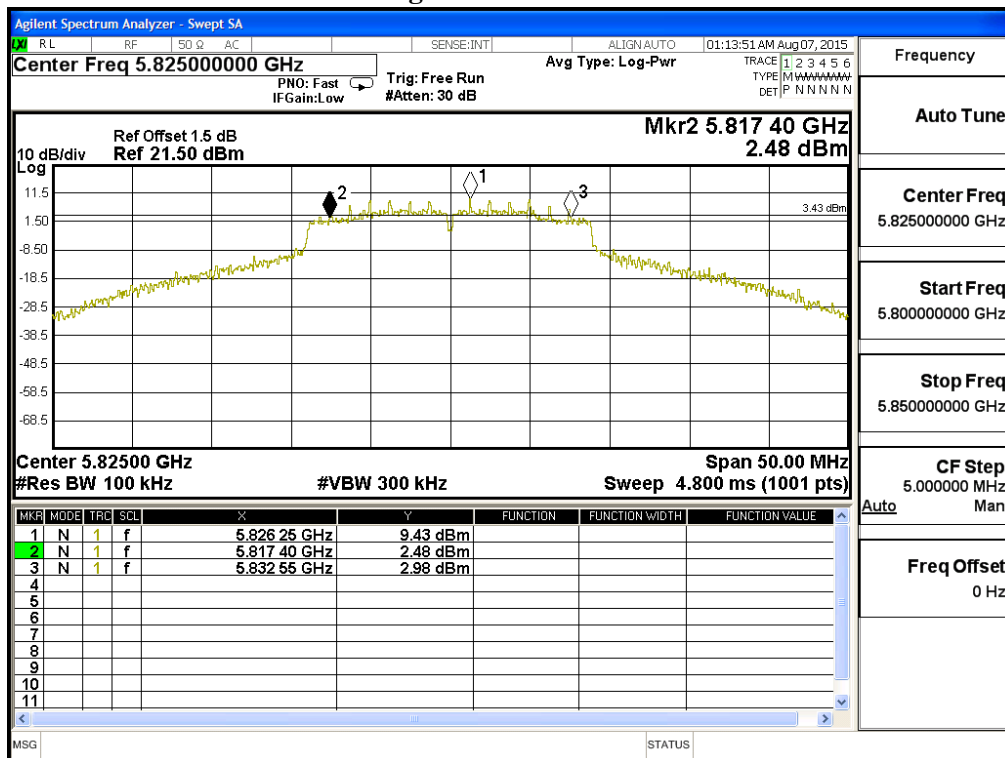
Figure Channel 157:



Product : Intel® Dual Band Wireless-AC 8260
 Test Item : Occupied Bandwidth Data
 Test Site : No.3 OATS
 Test Mode : Mode 2 SISO B: Transmit (802.11n-20BW 7.2Mbps) (5825MHz)

Channel No.	Frequency (MHz)	Measurement Level (kHz)	Required Limit (kHz)	Result
165	5825.00	15150	>500	Pass

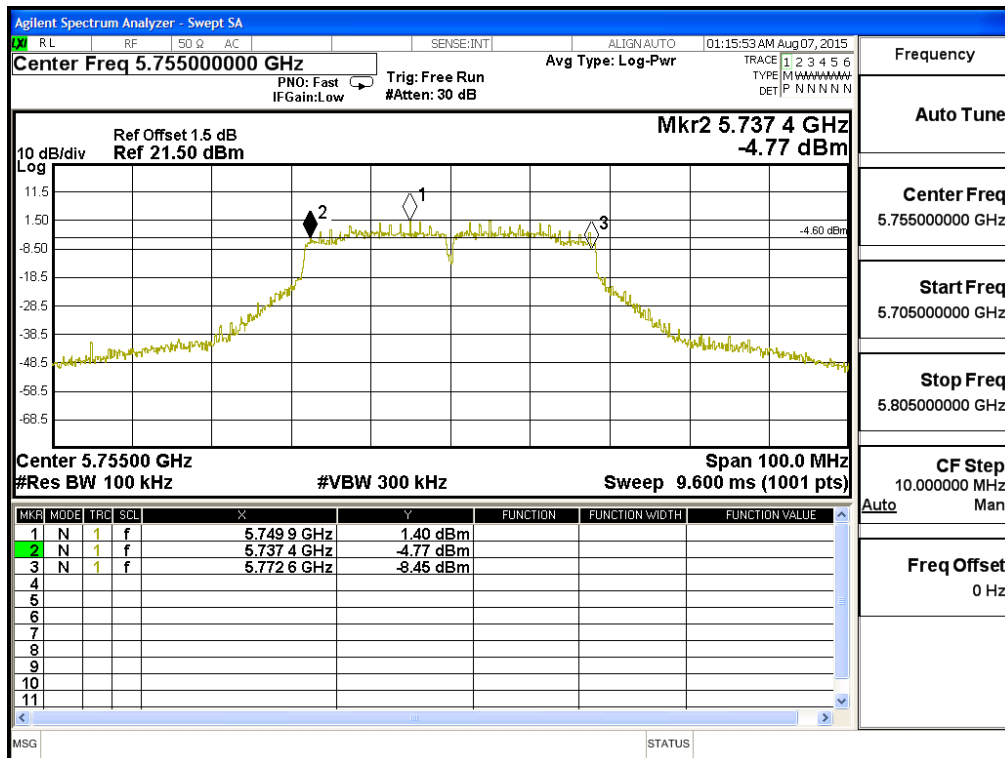
Figure Channel 165:



Product : Intel® Dual Band Wireless-AC 8260
 Test Item : Occupied Bandwidth Data
 Test Site : No.3 OATS
 Test Mode : Mode 2 SISO B: Transmit (802.11n-40BW 15Mbps) (5755MHz)

Channel No.	Frequency (MHz)	Measurement Level (kHz)	Required Limit (kHz)	Result
151	5755.00	35300	>500	Pass

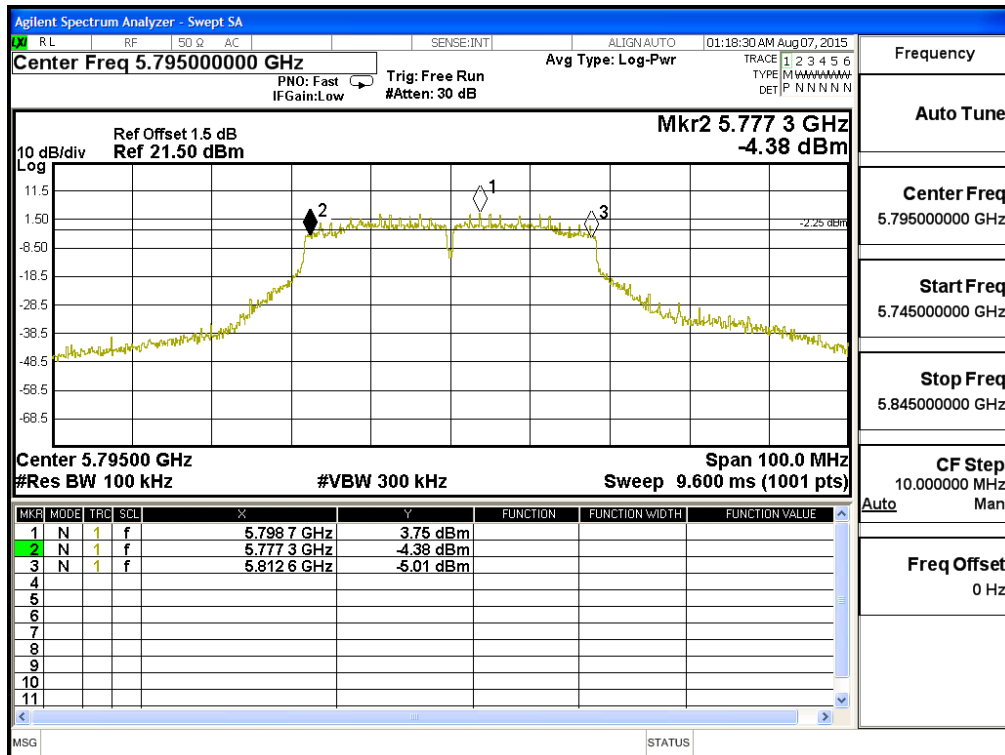
Figure Channel 151:



Product : Intel® Dual Band Wireless-AC 8260
 Test Item : Occupied Bandwidth Data
 Test Site : No.3 OATS
 Test Mode : Mode 2 SISO B: Transmit (802.11n-40BW 15Mbps) (5795MHz)

Channel No.	Frequency (MHz)	Measurement Level (kHz)	Required Limit (kHz)	Result
159	5795.00	35300	>500	Pass

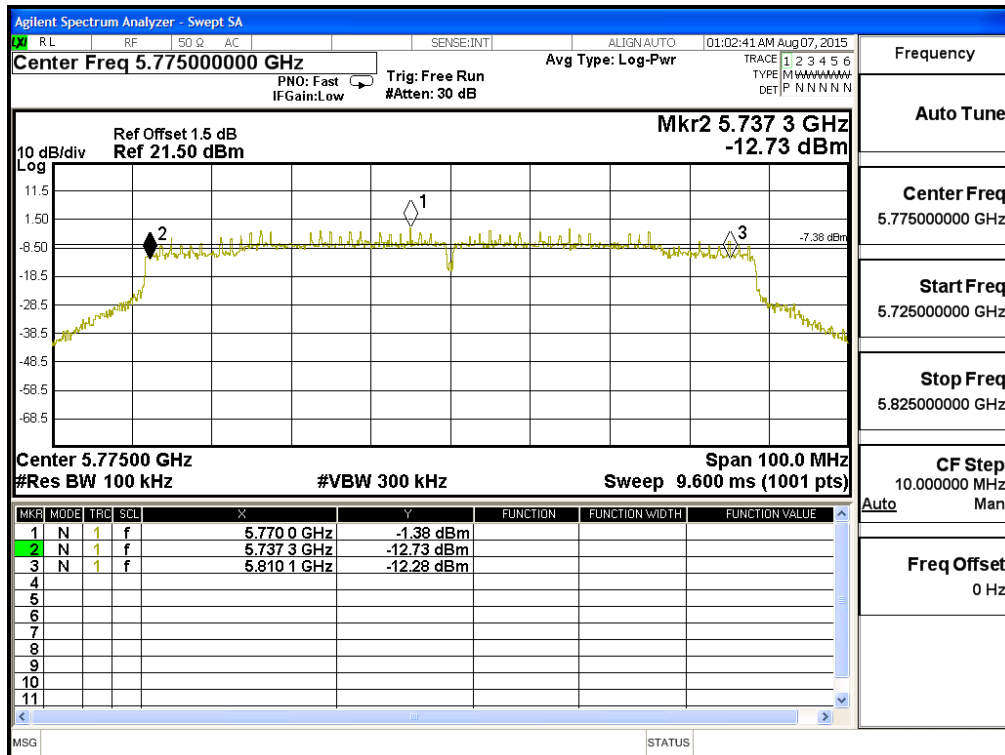
Figure Channel 159:



Product : Intel® Dual Band Wireless-AC 8260
 Test Item : Occupied Bandwidth Data
 Test Site : No.3 OATS
 Test Mode : Mode 2 SISO B: Transmit (802.11ac-80BW-32.5Mbps) (5775MHz)

Channel No.	Frequency (MHz)	Measurement Level (kHz)	Required Limit (kHz)	Result
155	5775.00	72800	>500	Pass

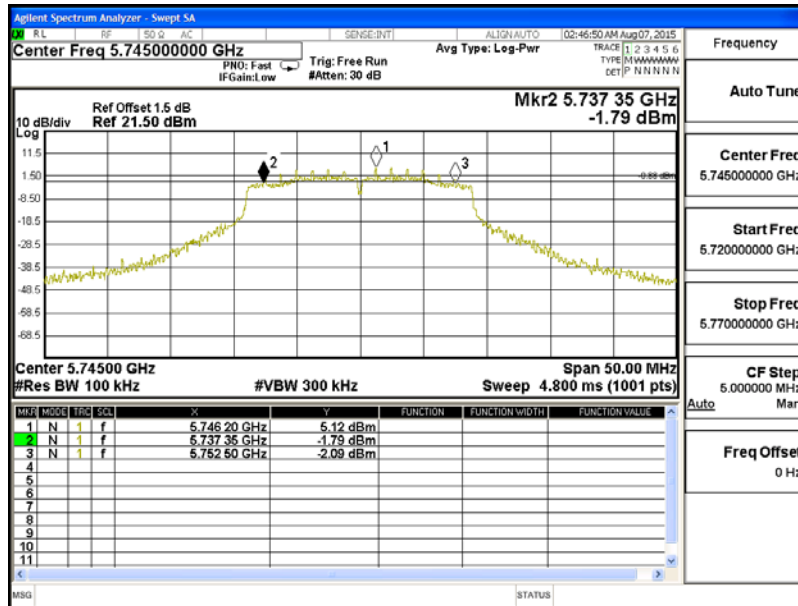
Figure Channel 155:



Product : Intel® Dual Band Wireless-AC 8260
 Test Item : Occupied Bandwidth Data
 Test Site : No.3 OATS
 Test Mode : Mode 3 MIMO: Transmit (802.11n-20BW 14.4Mbps) (5745MHz)

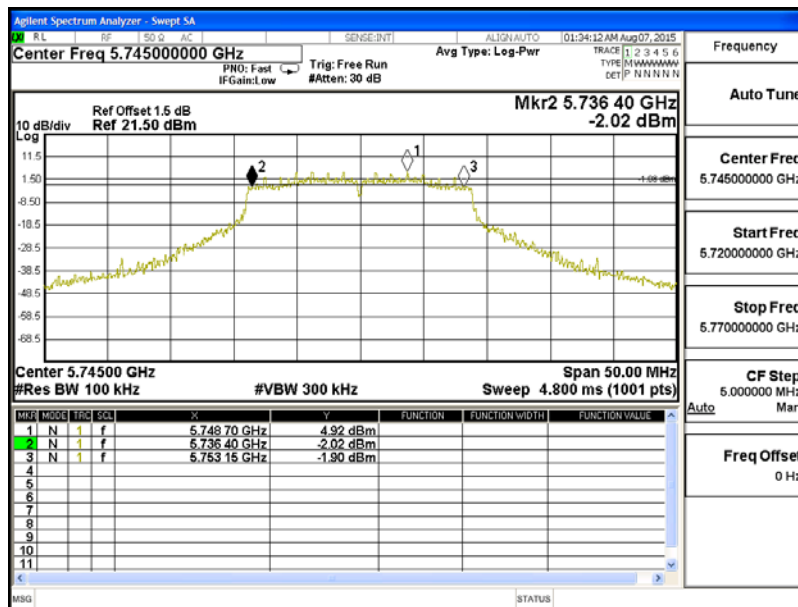
Channel No.	Frequency (MHz)	Measurement Level (kHz)	Required Limit (kHz)	Result
149	5745.00	15100	>500	Pass

Figure Channel 149: (Chain A)



Channel No.	Frequency (MHz)	Measurement Level (kHz)	Required Limit (kHz)	Result
149	5745.00	16750	>500	Pass

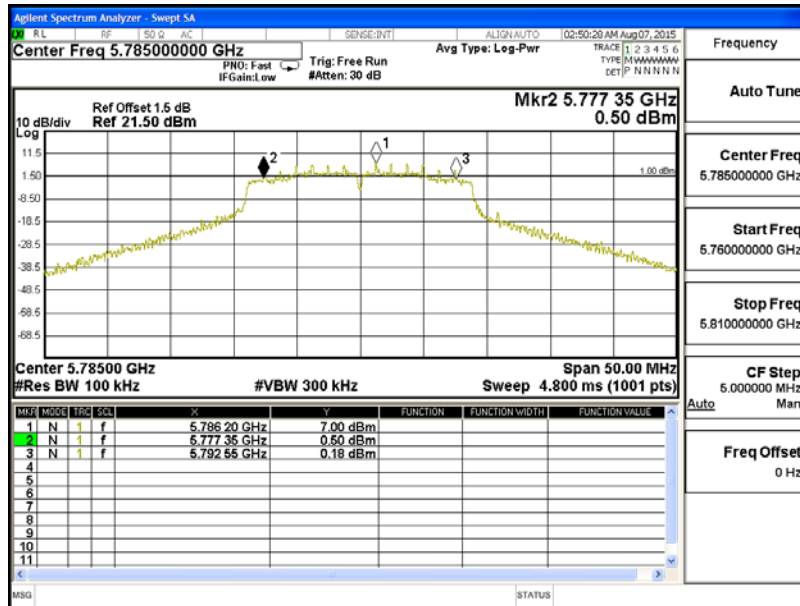
Figure Channel 149: (Chain B)



Product : Intel® Dual Band Wireless-AC 8260
 Test Item : Occupied Bandwidth Data
 Test Site : No.3 OATS
 Test Mode : Mode 3 MIMO: Transmit (802.11n-20BW 14.4Mbps) (5785MHz)

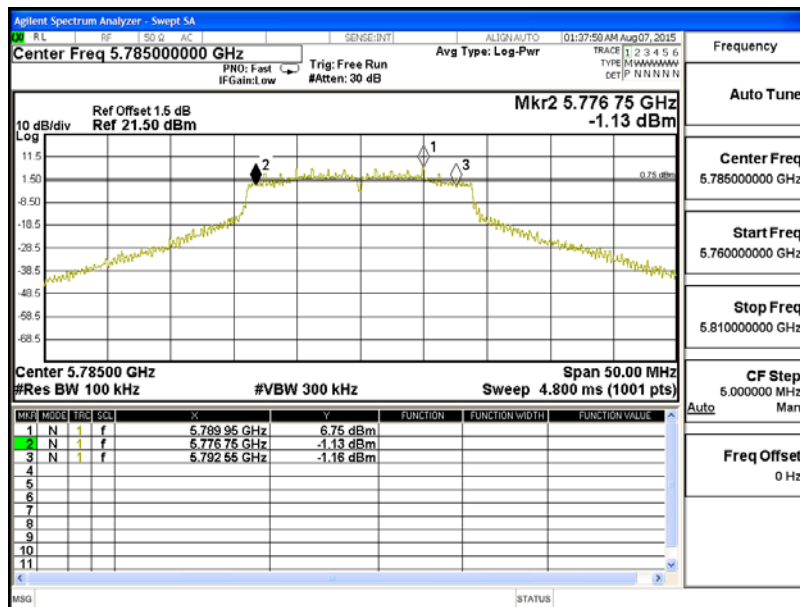
Channel No.	Frequency (MHz)	Measurement Level (kHz)	Required Limit (kHz)	Result
157	5785.00	15200	>500	Pass

Figure Channel 157: (Chain A)



Channel No.	Frequency (MHz)	Measurement Level (kHz)	Required Limit (kHz)	Result
157	5785.00	15800	>500	Pass

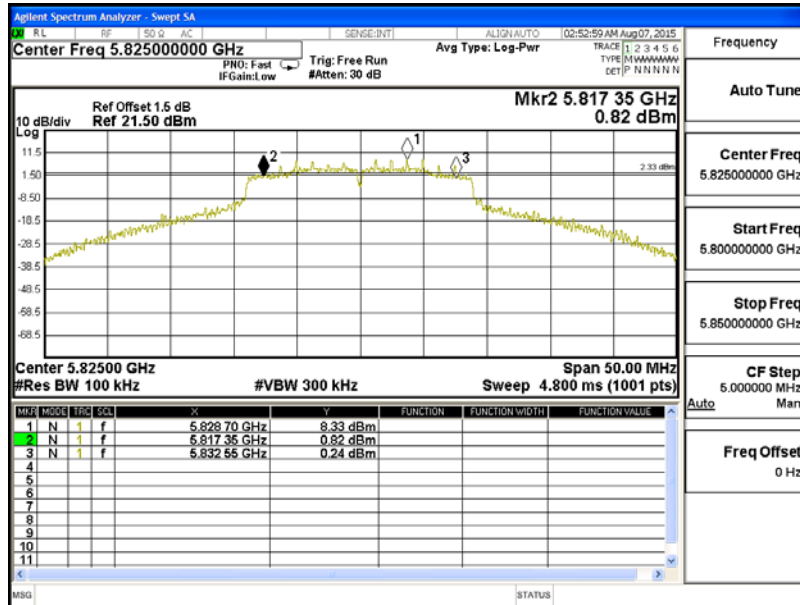
Figure Channel 157: (ChainB)



Product : Intel® Dual Band Wireless-AC 8260
 Test Item : Occupied Bandwidth Data
 Test Site : No.3 OATS
 Test Mode : Mode 3 MIMO: Transmit (802.11n-20BW 14.4Mbps) (5825MHz)

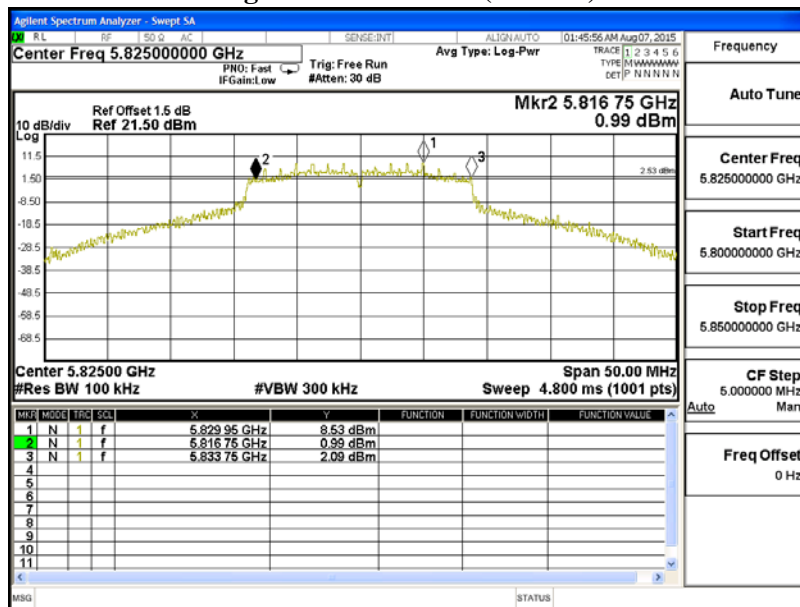
Channel No.	Frequency (MHz)	Measurement Level (kHz)	Required Limit (kHz)	Result
165	5825.00	15200	>500	Pass

Figure Channel 165: (ChainA)



Channel No.	Frequency (MHz)	Measurement Level (kHz)	Required Limit (kHz)	Result
165	5825.00	17000	>500	Pass

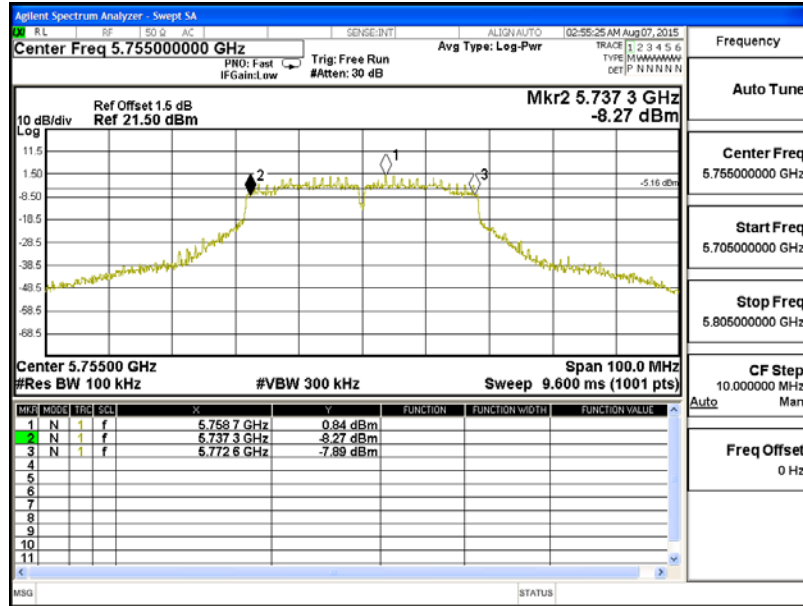
Figure Channel 165: (ChainB)



Product : Intel® Dual Band Wireless-AC 8260
 Test Item : Occupied Bandwidth Data
 Test Site : No.3 OATS
 Test Mode : Mode 3 MIMO: Transmit (802.11n-40BW 30Mbps) (5755MHz)

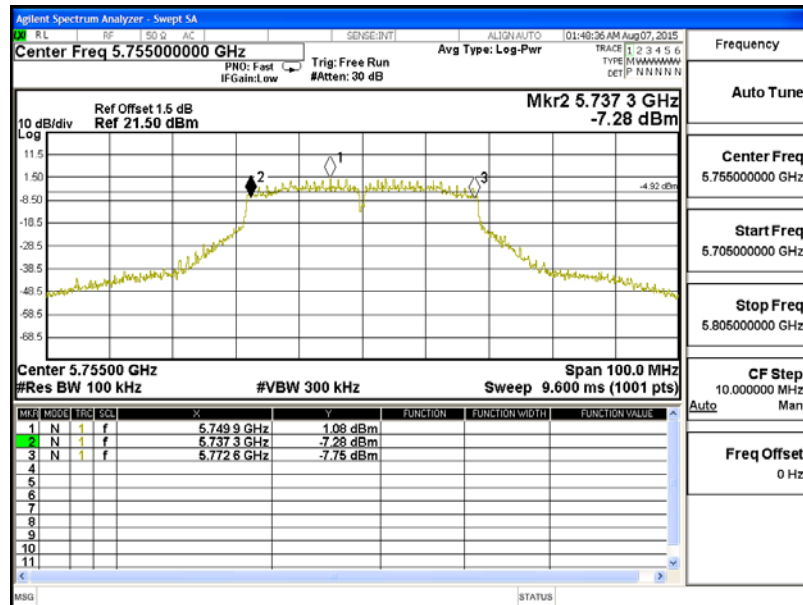
Channel No.	Frequency (MHz)	Measurement Level (kHz)	Required Limit (kHz)	Result
151	5755.00	35300	>500	Pass

Figure Channel 151: (ChainA)



Channel No.	Frequency (MHz)	Measurement Level (kHz)	Required Limit (kHz)	Result
151	5755.00	35300	>500	Pass

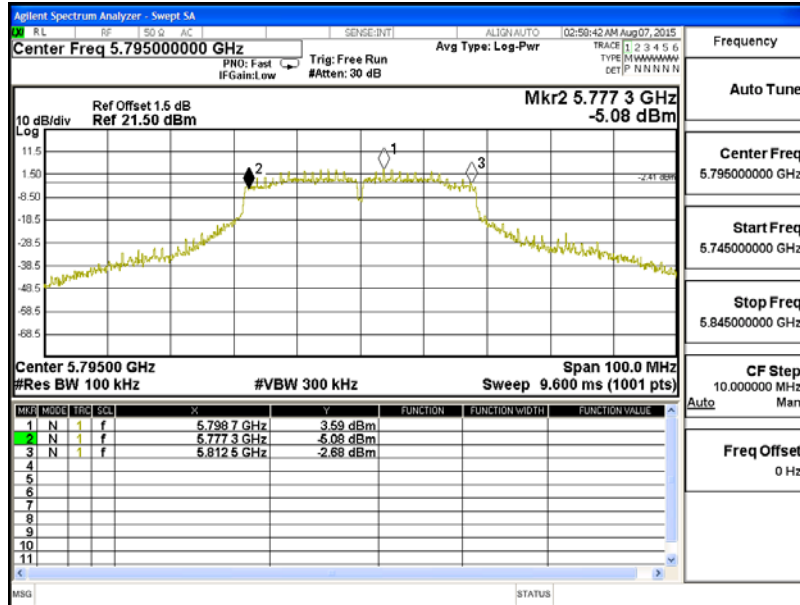
Figure Channel 151: (ChainB)



Product : Intel® Dual Band Wireless-AC 8260
 Test Item : Occupied Bandwidth Data
 Test Site : No.3 OATS
 Test Mode : Mode 3 MIMO: Transmit (802.11n-40BW 30Mbps) (5795MHz)

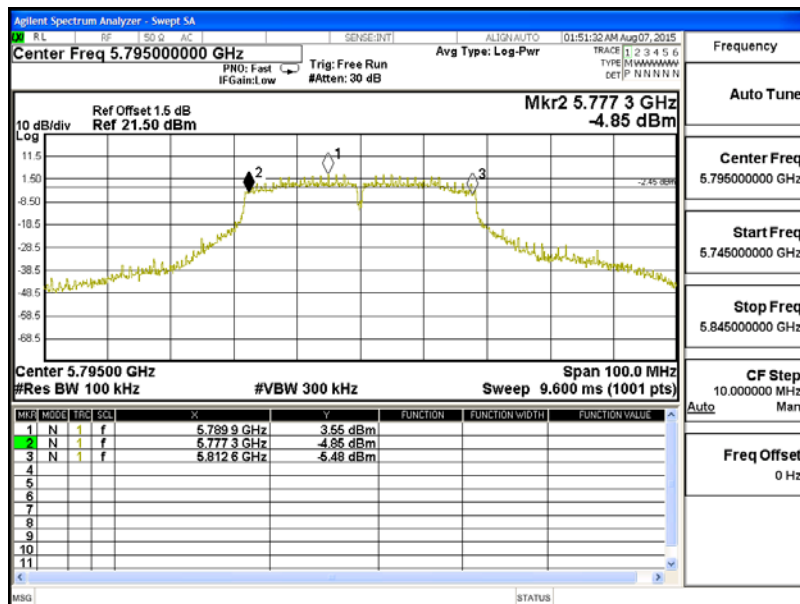
Channel No.	Frequency (MHz)	Measurement Level (kHz)	Required Limit (kHz)	Result
159	5795.00	35200	>500	Pass

Figure Channel 159: (ChainA)



Channel No.	Frequency (MHz)	Measurement Level (kHz)	Required Limit (kHz)	Result
159	5795.00	35300	>500	Pass

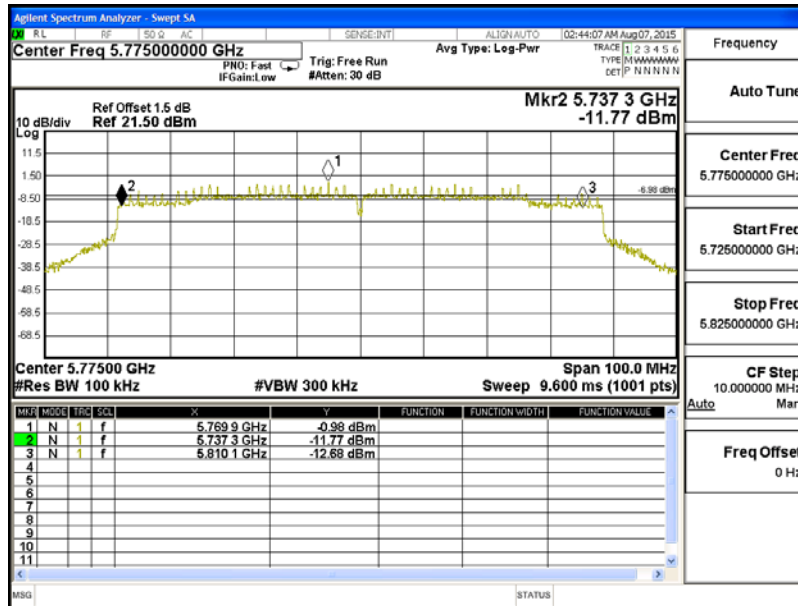
Figure Channel 159: (ChainB)



Product : Intel® Dual Band Wireless-AC 8260
 Test Item : Occupied Bandwidth Data
 Test Site : No.3 OATS
 Test Mode : Mode 3 MIMO: Transmit (802.11ac-80BW-65Mbps) (5775MHz)

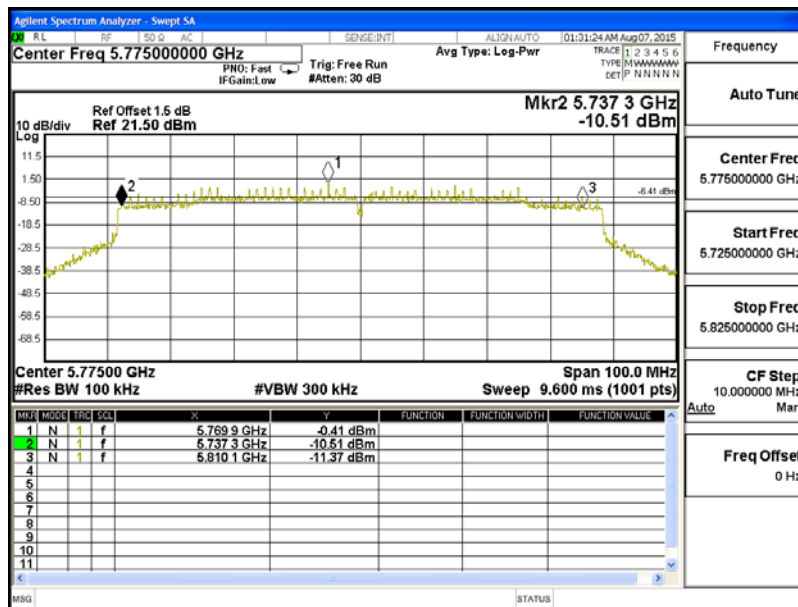
Channel No.	Frequency (MHz)	Measurement Level (kHz)	Required Limit (kHz)	Result
155	5775.00	72800	>500	Pass

Figure Channel 155: (ChainA)



Channel No.	Frequency (MHz)	Measurement Level (kHz)	Required Limit (kHz)	Result
155	5775.00	72800	>500	Pass

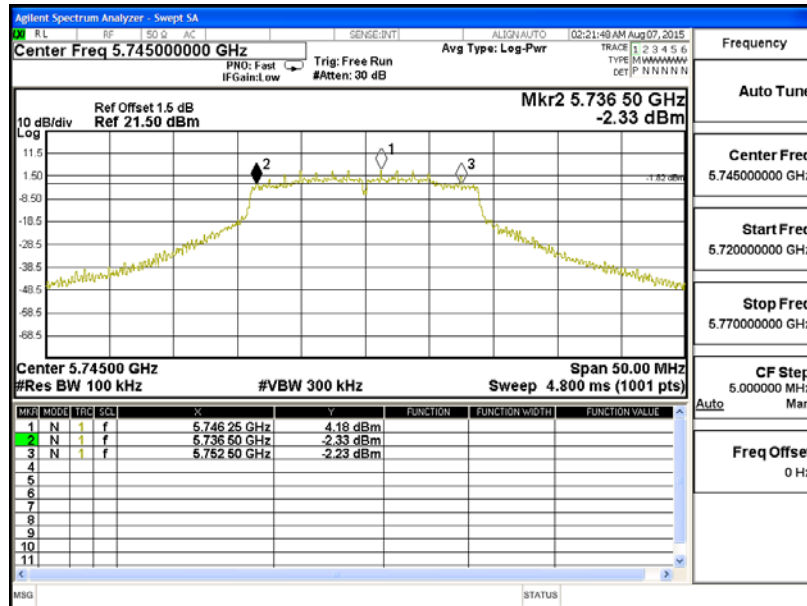
Figure Channel 155: (ChainB)



Product : Intel® Dual Band Wireless-AC 8260
 Test Item : Occupied Bandwidth Data
 Test Site : No.3 OATS
 Test Mode : Mode 4 Beamforming: Transmit (802.11n-20BW 14.4Mbps) (5745MHz)

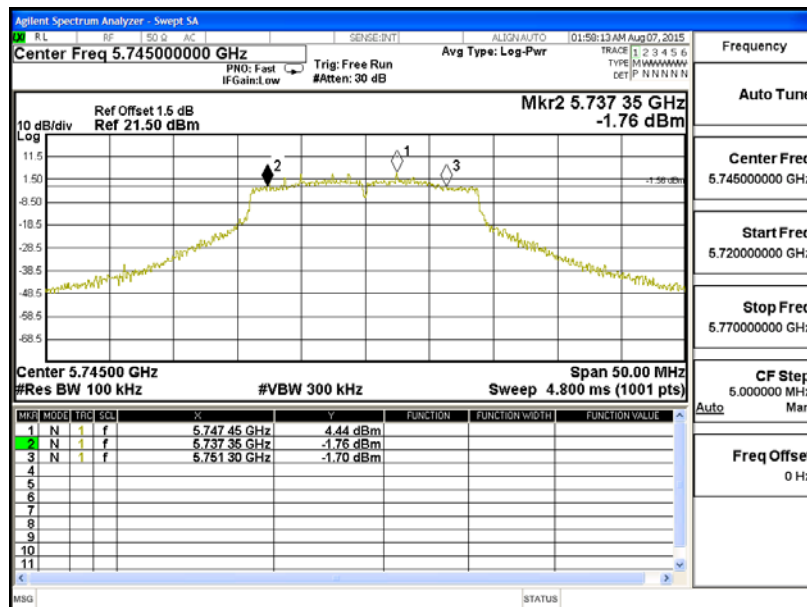
Channel No.	Frequency (MHz)	Measurement Level (kHz)	Required Limit (kHz)	Result
149	5745.00	16000	>500	Pass

Figure Channel 149: (Chain A)



Channel No.	Frequency (MHz)	Measurement Level (kHz)	Required Limit (kHz)	Result
149	5745.00	13950	>500	Pass

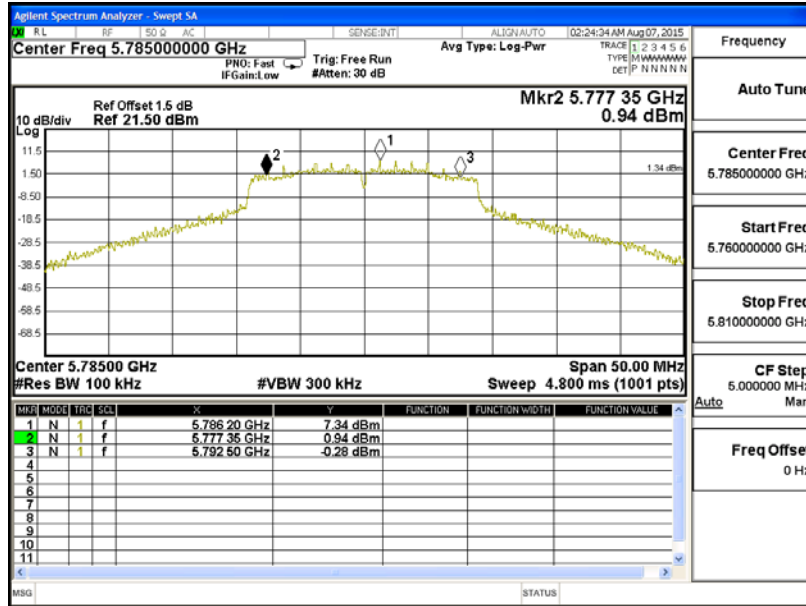
Figure Channel 149: (Chain B)



Product : Intel® Dual Band Wireless-AC 8260
 Test Item : Occupied Bandwidth Data
 Test Site : No.3 OATS
 Test Mode : Mode 4 Beamforming: Transmit (802.11n-20BW 14.4Mbps) (5785MHz)

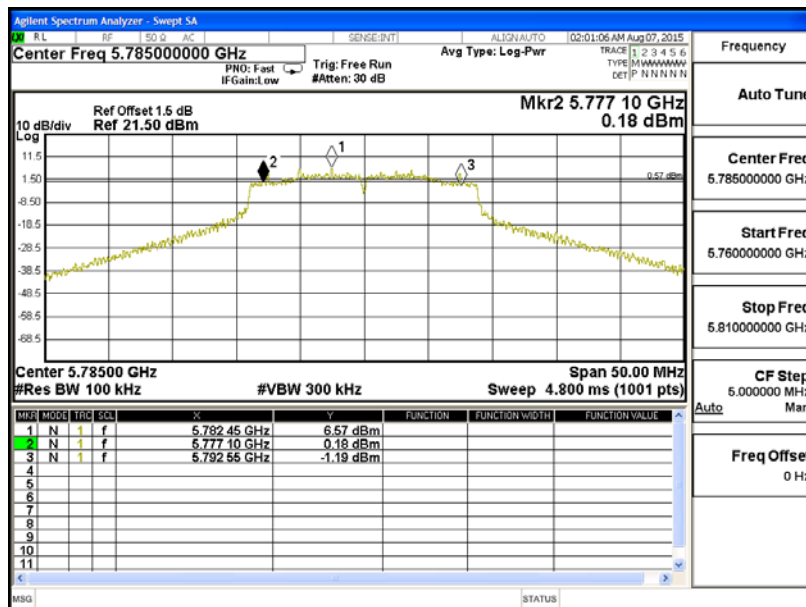
Channel No.	Frequency (MHz)	Measurement Level (kHz)	Required Limit (kHz)	Result
157	5785.00	15150	>500	Pass

Figure Channel 157: (Chain A)



Channel No.	Frequency (MHz)	Measurement Level (kHz)	Required Limit (kHz)	Result
157	5785.00	15450	>500	Pass

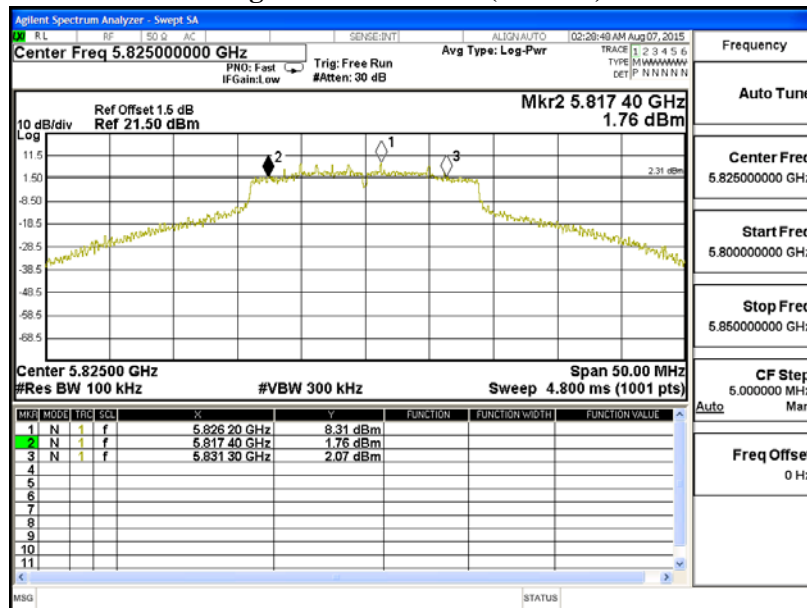
Figure Channel 157: (ChainB)



Product : Intel® Dual Band Wireless-AC 8260
 Test Item : Occupied Bandwidth Data
 Test Site : No.3 OATS
 Test Mode : Mode 4 Beamforming: Transmit (802.11n-20BW 14.4Mbps) (5825MHz)

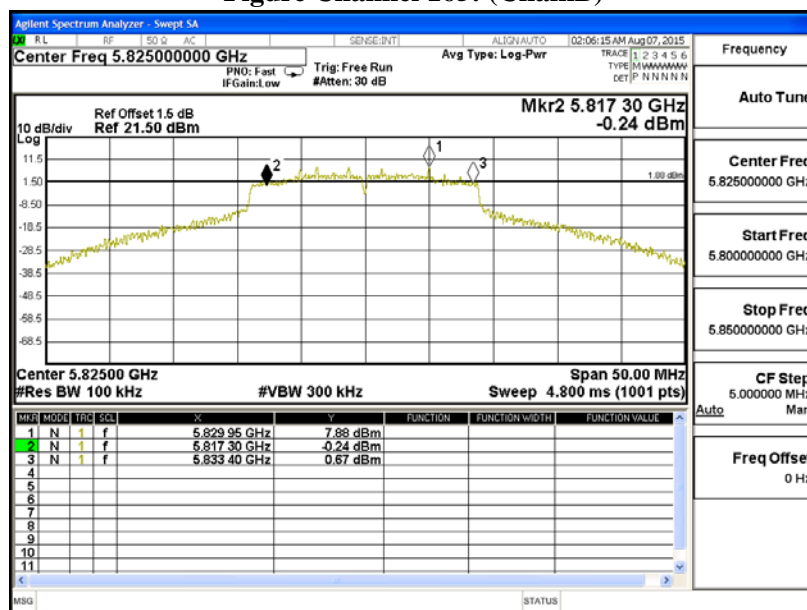
Channel No.	Frequency (MHz)	Measurement Level (kHz)	Required Limit (kHz)	Result
165	5825.00	13900	>500	Pass

Figure Channel 165: (ChainA)



Channel No.	Frequency (MHz)	Measurement Level (kHz)	Required Limit (kHz)	Result
165	5825.00	16100	>500	Pass

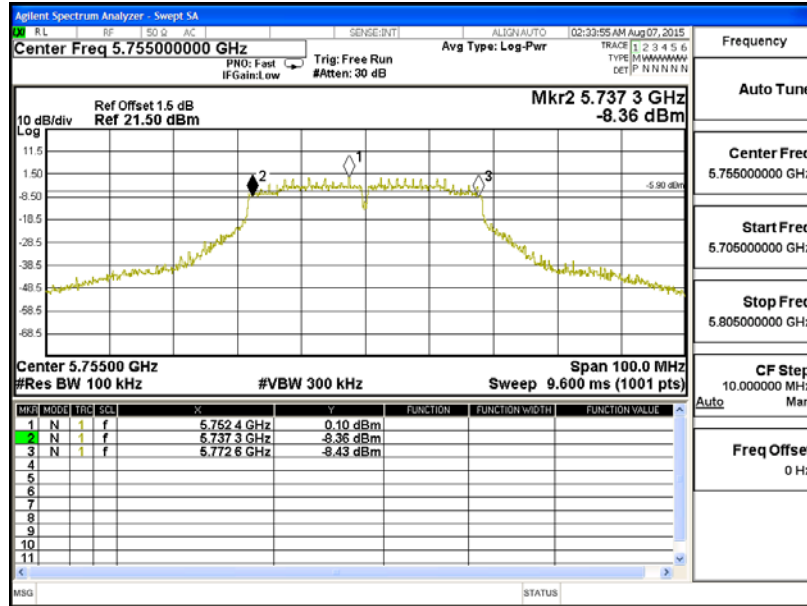
Figure Channel 165: (ChainB)



Product : Intel® Dual Band Wireless-AC 8260
 Test Item : Occupied Bandwidth Data
 Test Site : No.3 OATS
 Test Mode : Mode 4 Beamforming: Transmit (802.11n-40BW 30Mbps) (5755MHz)

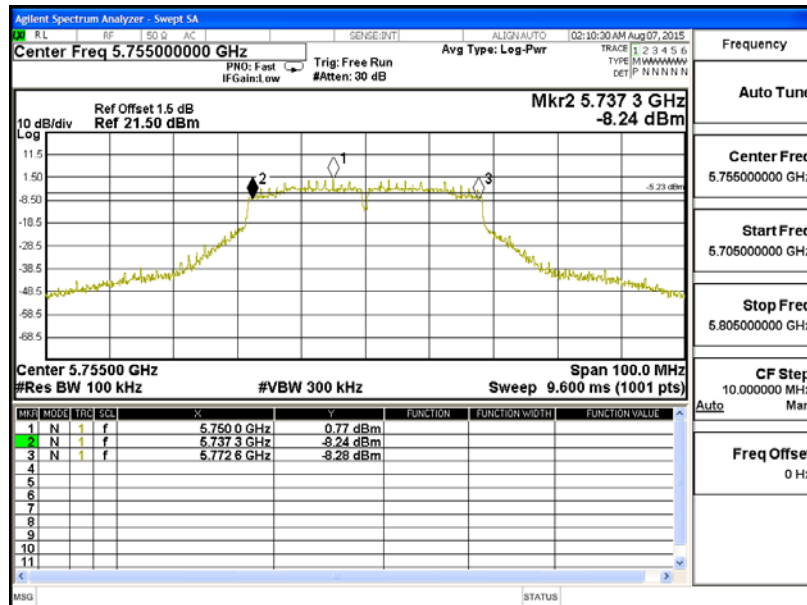
Channel No.	Frequency (MHz)	Measurement Level (kHz)	Required Limit (kHz)	Result
151	5755.00	35300	>500	Pass

Figure Channel 151: (ChainA)



Channel No.	Frequency (MHz)	Measurement Level (kHz)	Required Limit (kHz)	Result
151	5755.00	35300	>500	Pass

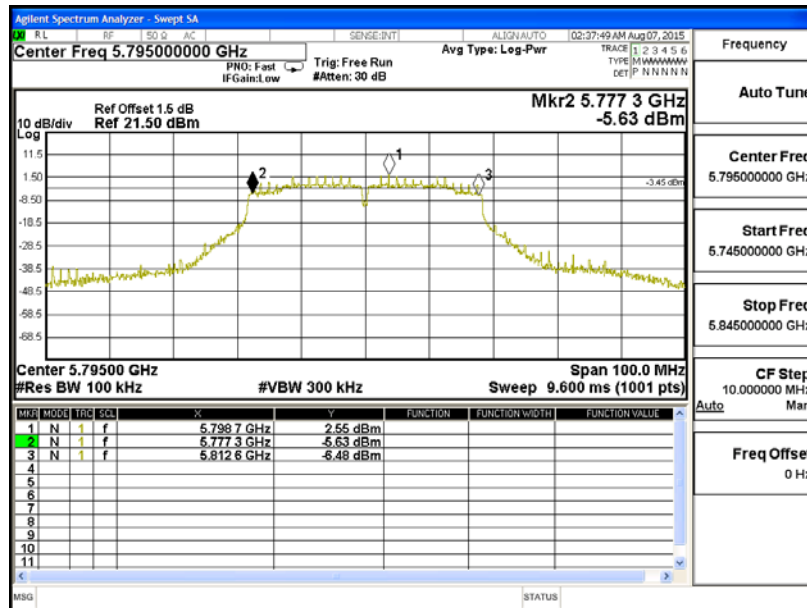
Figure Channel 151: (ChainB)



Product : Intel® Dual Band Wireless-AC 8260
 Test Item : Occupied Bandwidth Data
 Test Site : No.3 OATS
 Test Mode : Mode 4 Beamforming: Transmit (802.11n-40BW 30Mbps) (5795MHz)

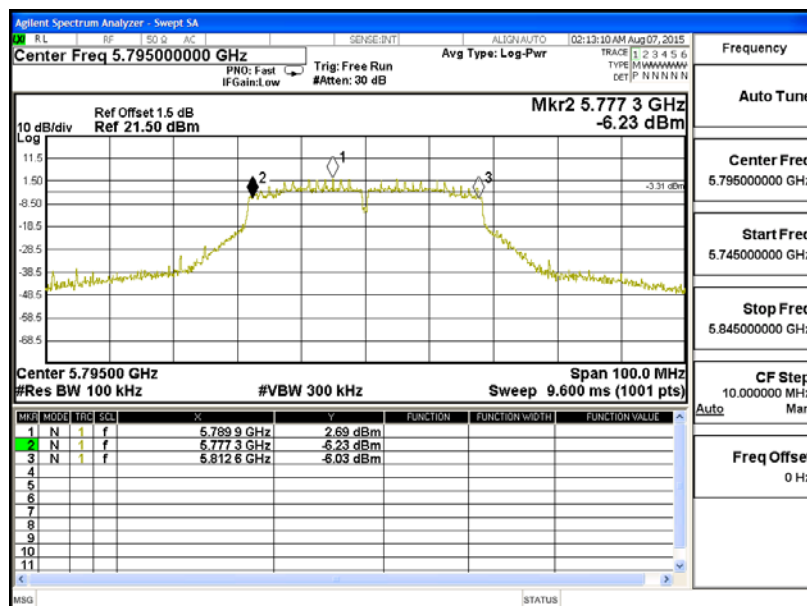
Channel No.	Frequency (MHz)	Measurement Level (kHz)	Required Limit (kHz)	Result
159	5795.00	35300	>500	Pass

Figure Channel 159: (ChainA)



Channel No.	Frequency (MHz)	Measurement Level (kHz)	Required Limit (kHz)	Result
159	5795.00	35300	>500	Pass

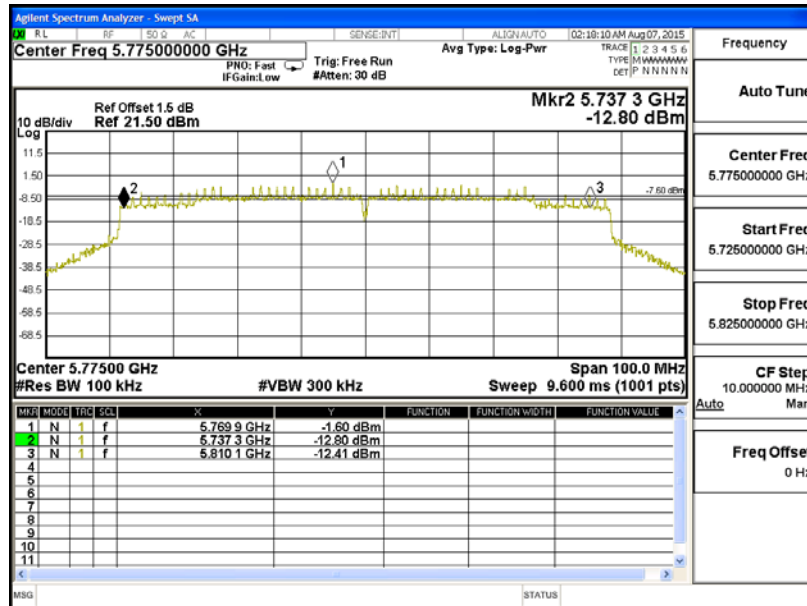
Figure Channel 159: (ChainB)



Product : Intel® Dual Band Wireless-AC 8260
 Test Item : Occupied Bandwidth Data
 Test Site : No.3 OATS
 Test Mode : Mode 4 Beamforming: Transmit (802.11ac-80BW-65Mbps) (5775MHz)

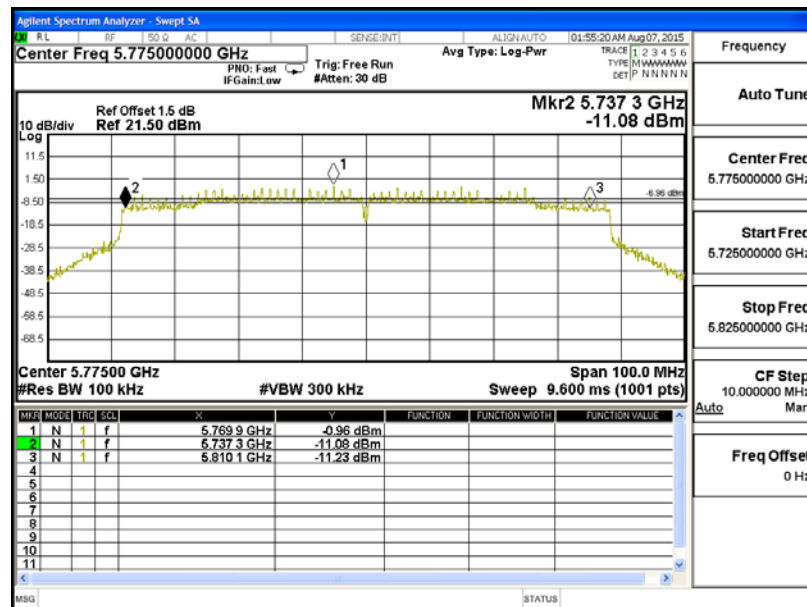
Channel No.	Frequency (MHz)	Measurement Level (kHz)	Required Limit (kHz)	Result
155	5775.00	72800	>500	Pass

Figure Channel 155: (ChainA)



Channel No.	Frequency (MHz)	Measurement Level (kHz)	Required Limit (kHz)	Result
155	5775.00	72800	>500	Pass

Figure Channel 155: (ChainB)



8. Frequency Stability

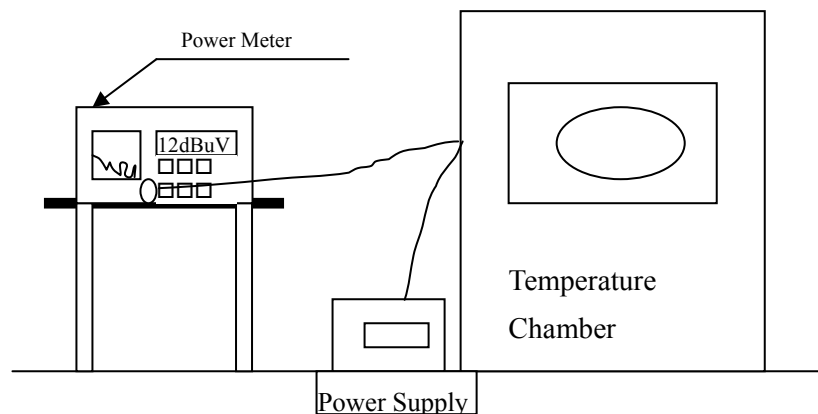
8.1. Test Equipment

	Equipment	Manufacturer	Model No./Serial No.	Last Cal.
	Spectrum Analyzer	R&S	FSP40 / 100170	Jun, 2015
	Spectrum Analyzer	Agilent	E4407B / US39440758	Jun, 2015
X	Spectrum Analyzer	Agilent	N9010A / MY48030495	Apr., 2015

Note:

1. All equipments are calibrated with traceable calibrations. Each calibration is traceable to the national or international standards.
2. The test instruments marked with “X” are used to measure the final test results.

8.2. Test Setup



8.3. Limits

Manufactures of U-NII devices are responsible for ensuring frequency stability such that an emission is maintained within the band of operation under all conditions of normal operation as specified

8.4. Test Procedure

The EUT was setup to ANSI C63.10, 2013; tested to UNII test procedure of FCC KDB-789033 for compliance to FCC 47CFR Subpart E requirements.

8.5. Uncertainty

± 150 Hz

8.6. Test Result of Frequency Stability

Product : Intel® Dual Band Wireless-AC 8260
 Test Item : Frequency Stability
 Test Site : Temperature Chamber
 Test Mode : Carrier Wave

Chain A

Test Conditions		Channel	Frequency (MHz)	Frequency (MHz)	ΔF (MHz)
Tnom (20) oC	Vnom (120)V	149	5745.0000	5745.0024	-0.0024
		151	5755.0000	5755.0054	-0.0054
		155	5775.0000	5775.0029	-0.0029
		157	5785.0000	5785.0025	-0.0025
		159	5795.0000	5795.0024	-0.0024
		165	5825.0000	5825.0347	-0.0347
Tnom (70) oC	Vnom (138)V	149	5745.0000	5745.0034	-0.0034
		151	5755.0000	5755.0021	-0.0021
		155	5775.0000	5775.0057	-0.0057
		157	5785.0000	5785.0025	-0.0025
		159	5795.0000	5795.0035	-0.0035
		165	5825.0000	5825.0034	-0.0034
Tnom (70) oC	Vnom (102)V	149	5745.0000	5745.0066	-0.0066
		151	5755.0000	5755.0027	-0.0027
		155	5775.0000	5775.0039	-0.0039
		157	5785.0000	5785.0025	-0.0025
		159	5795.0000	5795.0088	-0.0088
		165	5825.0000	5825.0078	-0.0078
Tnom (-10) oC	Vnom (138)V	149	5745.0000	5745.0025	-0.0025
		151	5755.0000	5755.0057	-0.0057
		157	5785.0000	5785.0029	-0.0029
		155	5775.0000	5775.0105	-0.0105
		159	5795.0000	5795.0027	-0.0027
		165	5825.0000	5825.0059	-0.0059
Tnom (-10) oC	Vnom (102)V	149	5745.0000	5745.0025	-0.0025
		151	5755.0000	5755.0057	-0.0057
		157	5785.0000	5785.0029	-0.0029
		155	5775.0000	5775.0304	-0.0304
		159	5795.0000	5795.0027	-0.0027
		165	5825.0000	5825.0059	-0.0059

Product : Intel® Dual Band Wireless-AC 8260
 Test Item : Frequency Stability
 Test Site : Temperature Chamber
 Test Mode : Carrier Wave

Chain B

Test Conditions		Channel	Frequency (MHz)	Frequency (MHz)	ΔF (MHz)
Tnom (20) oC	Vnom (120)V	149	5745.0000	5745.0022	-0.0022
		151	5755.0000	5755.0056	-0.0056
		155	5775.0000	5775.0023	-0.0023
		157	5785.0000	5785.0025	-0.0025
		159	5795.0000	5795.0027	-0.0027
		165	5825.0000	5825.0347	-0.0347
Tnom (70) oC	Vnom (138)V	149	5745.0000	5745.0033	-0.0033
		151	5755.0000	5755.0021	-0.0021
		155	5775.0000	5775.0054	-0.0054
		157	5785.0000	5785.0028	-0.0028
		159	5795.0000	5795.0035	-0.0035
		165	5825.0000	5825.0033	-0.0033
Tnom (70) oC	Vnom (102)V	149	5745.0000	5745.0066	-0.0066
		151	5755.0000	5755.0028	-0.0028
		155	5775.0000	5775.0035	-0.0035
		157	5785.0000	5785.0025	-0.0025
		159	5795.0000	5795.0088	-0.0088
		165	5825.0000	5825.0072	-0.0072
Tnom (-10) oC	Vnom (138)V	149	5745.0000	5745.0021	-0.0021
		151	5755.0000	5755.0050	-0.0050
		155	5775.0000	5775.0108	-0.0108
		157	5785.0000	5785.0029	-0.0029
		159	5795.0000	5795.0025	-0.0025
		165	5825.0000	5825.0057	-0.0057
Tnom (-10) oC	Vnom (102)V	149	5745.0000	5745.0025	-0.0025
		151	5755.0000	5755.0054	-0.0054
		155	5775.0000	5775.0302	-0.0302
		157	5785.0000	5785.0029	-0.0029
		159	5795.0000	5795.0022	-0.0022
		165	5825.0000	5825.0051	-0.0051

9. EMI Reduction Method During Compliance Testing

No modification was made during testing.