



Appendix D. Photographs of EUT and Setup

FCC SAR Test Report

<Photographs of EUT>

Sample 1



FCC SAR Test Report

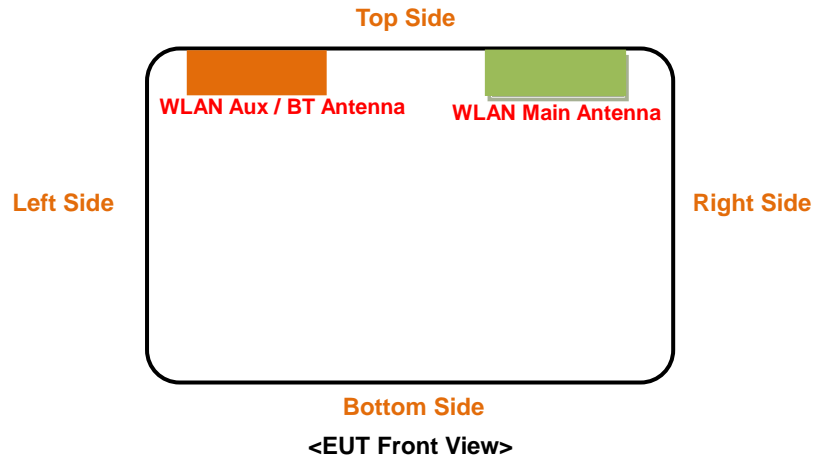
Sample 2



FCC SAR Test Report

<Antenna Location>

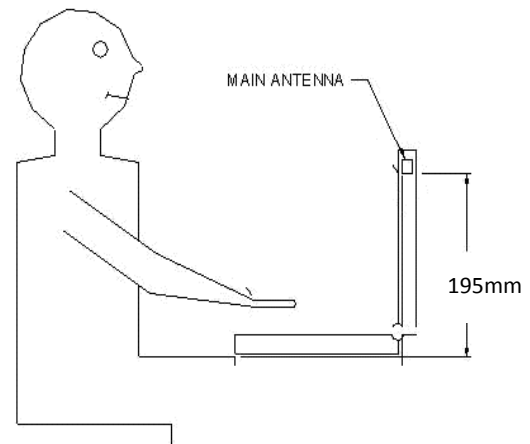
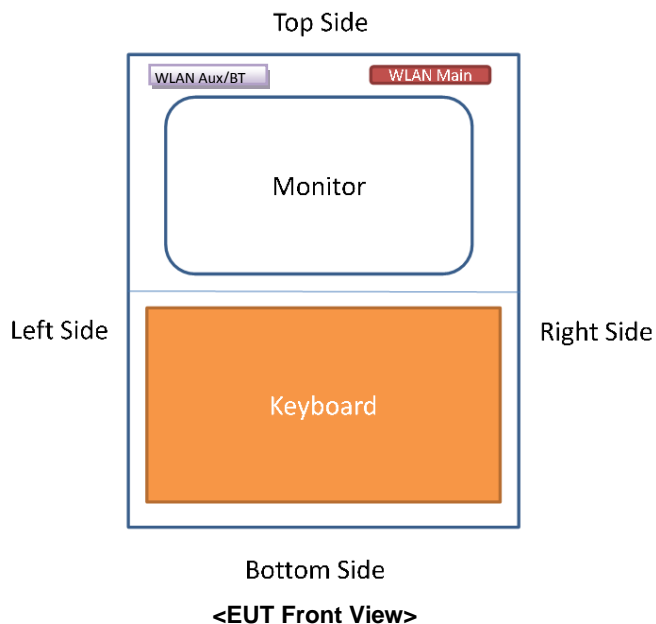
Tablet Mode



The separation distance for antenna to edge:

Antenna	To Top Side (mm)	To Bottom Side (mm)	To Left Side (mm)	To Right Side (mm)
WLAN Main	0	185.6	252	25
WLAN Aux/BT	0	185.6	25	252


Laptop Mode



The separation distance for antenna to edge:

Antenna	To Top Side (mm)	To Bottom Side (mm)	To Left Side (mm)	To Right Side (mm)
WLAN Main	0	195	252	25
WLAN Aux/BT	0	195	25	252

<Photographs of SAR Setup>



FCC SAR Test Report



Top Side of EUT with 0 cm Gap_Sample 2



Bottom Side of EUT with 0 cm Gap_Sample 2