


Appendix C. Test Setup Photographs & EUT Photographs

Test Setup Photographs


EUT Front



EUT Tip



EUT Back



EUT L-Side




EUT R-Side



EUT Back (NB Mode)




EUT R-Side (NB Mode)



Depth of the liquid in the phantom-Zoom In (2.4GHz)



Depth of the liquid in the phantom-Zoom In (5GHz)



Note: The positions used in the measurements were according to IEEE 1528-2013.