

**2.8. Test Photo**

Test Mode : Mode 1: Transmit(CDD Mode)\_Adapter: ASUS, EXA1004UH

Description : Front View of Conducted Emission Test Setup



Test Mode : Mode 1: Transmit(CDD Mode)\_Adapter: ASUS, EXA1004UH

Description : Back View of Conducted Emission Test Setup



Test Mode : Mode 2: Transmit(CDD Mode)\_Adapter: ASUS, AD82030  
Description : Front View of Conducted Emission Test Setup




Test Mode : Mode 2: Transmit(CDD Mode)\_Adapter: ASUS, AD82030  
Description : Back View of Conducted Emission Test Setup



**6.7. Test Photo**


Test Mode : Mode 1: Transmit(CDD Mode)\_Adapter: ASUS, EXA1004UH

Description : Front View of Radiated Emission Test Setup (Bi-Log)




Test Mode : Mode 1: Transmit(CDD Mode)\_Adapter: ASUS, EXA1004UH

Description : Back View of Radiated Emission Test Setup (Bi-Log)







Test Mode : Mode 2: Transmit(CDD Mode)\_Adapter: ASUS, AD82030  
Description : Front View of Radiated Emission Test Setup (Bi-Log)



Test Mode : Mode 2: Transmit(CDD Mode)\_Adapter: ASUS, AD82030  
Description : Back View of Radiated Emission Test Setup (Bi-Log)



Test Mode : Mode 1: Transmit(CDD Mode)\_Adapter: ASUS, EXA1004UH  
Description : Front View of Radiated Emission Test Setup (Horn)



Test Mode : Mode 1: Transmit(CDD Mode)\_Adapter: ASUS, EXA1004UH  
Description : Back View of Radiated Emission Test Setup (Horn)

