

**2.8. Test Photo**

Test Mode : Mode 1: Transmit\_ASUS, EXA1004UH

Description : Front View of Conducted Emission Test Setup



Test Mode : Mode 1: Transmit\_ASUS, EXA1004UH

Description : Back View of Conducted Emission Test Setup



Test Mode : Mode 2: Transmit\_ASUS, AD82030  
Description : Front View of Conducted Emission Test Setup




Test Mode : Mode 2: Transmit\_ASUS, AD82030  
Description : Back View of Conducted Emission Test Setup



**4.8. Test Photo**


Test Mode : Mode 1: Transmit\_ASUS, EXA1004UH

Description : Front View of Radiated Emission Test Setup (Bi-Log)



Test Mode : Mode 1: Transmit\_ASUS, EXA1004UH


Description : Back View of Radiated Emission Test Setup (Bi-Log)






Test Mode : Mode 2: Transmit\_ ASUS, AD82030

Description : Front View of Radiated Emission Test Setup (Bi-Log)




Test Mode : Mode 2: Transmit\_ ASUS, AD82030

Description : Back View of Radiated Emission Test Setup (Bi-Log)



Test Mode : Mode 1: Transmit\_ASUS, EXA1004UH

Description : Front View of Radiated Emission Test Setup (Horn)



Test Mode : Mode 1: Transmit\_ASUS, EXA1004UH

Description : Back View of Radiated Emission Test Setup (Horn)

