

2.8. Test Photo


Test Mode : Mode 1: Transmit (Adapter: DVE_DSA-24PFD-15 FUS 120200)

Description : Front View of Conducted Emission Test Setup



Test Mode : Mode 1: Transmit (Adapter: DVE_DSA-24PFD-15 FUS 120200)

Description : Back View of Conducted Emission Test Setup



Test Mode : Mode 2: Transmit (Adapter: ASUS_AD820M0)

Description : Front View of Conducted Emission Test Setup



Test Mode : Mode 2: Transmit (Adapter: ASUS_AD820M0)

Description : Back View of Conducted Emission Test Setup




Test Mode : Mode 3: Transmit (Adapter: ASUS_EXA1004UH)

Description : Front View of Conducted Emission Test Setup



Test Mode : Mode 3: Transmit (Adapter: ASUS_EXA1004UH)

Description : Back View of Conducted Emission Test Setup



4.8. Test Photo


Test Mode : Mode 1: Transmit (Adapter: DVE_DSA-24PFD-15 FUS 120200)

Description : Front View of Radiated Emission Test Setup (Bi-Log)




Test Mode : Mode 1: Transmit (Adapter: DVE_DSA-24PFD-15 FUS 120200)

Description : Back View of Radiated Emission Test Setup (Bi-Log)



Test Mode : Mode 1: Transmit (Adapter: DVE_DSA-24PFD-15 FUS 120200)

Description : Front View of Radiated Emission Test Setup (Horn)



Test Mode : Mode 2: Transmit (Adapter: ASUS_AD820M0)
Description : Front View of Radiated Emission Test Setup (Bi-Log)



Test Mode : Mode 2: Transmit (Adapter: ASUS_AD820M0)
Description : Back View of Radiated Emission Test Setup (Bi-Log)



Test Mode : Mode 3: Transmit (Adapter: ASUS_EXA1004UH)
Description : Front View of Radiated Emission Test Setup (Bi-Log)



Test Mode : Mode 3: Transmit (Adapter: ASUS_EXA1004UH)
Description : Back View of Radiated Emission Test Setup (Bi-Log)

