

**2.8. Test Photo**

Test Mode : Mode1: Transmit\_CDD Mode(Adapter:CWT,CAP018121)

Description : Front View of Conducted Emission Test Setup



Test Mode : Mode1: Transmit\_CDD Mode(Adapter:CWT,CAP018121)

Description : Back View of Conducted Emission Test Setup



Test Mode : Mode2: Transmit\_Beamforming Mode(Adapter:CWT,CAP018121)  
Description : Front View of Conducted Emission Test Setup



Test Mode : Mode2: Transmit\_Beamforming Mode(Adapter:CWT,CAP018121)  
Description : Back View of Conducted Emission Test Setup



Test Mode : Mode3: Transmit\_CDD Mode(Adapter:ITE,MU18-2120125-A1)  
Description : Front View of Conducted Emission Test Setup



Test Mode : Mode3: Transmit\_CDD Mode(Adapter:ITE,MU18-2120125-A1)  
Description : Back View of Conducted Emission Test Setup



Test Mode : Mode4: Transmit\_CDD Mode(Adapter:ITE,MU18-R120150-A1)

Description : Front View of Conducted Emission Test Setup



Test Mode : Mode4: Transmit\_CDD Mode(Adapter:ITE,MU18-R120150-A1)


Description : Back View of Conducted Emission Test Setup



**4.8. Test Photo**


Test Mode : Mode1: Transmit\_CDD Mode(Adapter:CWT,CAP018121)

Description : Front View of Radiated Emission Test Setup (Bi-Log)




Test Mode : Mode1: Transmit\_CDD Mode(Adapter:CWT,CAP018121)


Description : Back View of Radiated Emission Test Setup (Bi-Log)




Test Mode : Mode2: Transmit\_Beamforming Mode(Adapter:CWT,CAP018121)  
Description : Front View of Radiated Emission Test Setup (Bi-Log)




Test Mode : Mode2: Transmit\_Beamforming Mode(Adapter:CWT,CAP018121)  
Description : Back View of Radiated Emission Test Setup (Bi-Log)




Test Mode : Mode3: Transmit\_CDD Mode(Adapter:ITE,MU18-2120125-A1)  
Description : Front View of Radiated Emission Test Setup (Bi-Log)




Test Mode : Mode3: Transmit\_CDD Mode(Adapter:ITE,MU18-2120125-A1)  
Description : Back View of Radiated Emission Test Setup (Bi-Log)



Test Mode : Mode4: Transmit\_CDD Mode(Adapter:ITE,MU18-R120150-A1)  
Description : Front View of Radiated Emission Test Setup (Bi-Log)




Test Mode : Mode4: Transmit\_CDD Mode(Adapter:ITE,MU18-R120150-A1)  
Description : Back View of Radiated Emission Test Setup (Bi-Log)







Test Mode : Mode1: Transmit\_CDD Mode(Adapter:CWT,CAP018121)  
Description : Front View of Radiated Emission Test Setup (Horn)



Test Mode : Mode1: Transmit\_CDD Mode(Adapter:CWT,CAP018121)  
Description : Back View of Radiated Emission Test Setup (Horn)



Test Mode : Mode2: Transmit\_Beamforming Mode(Adapter:CWT,CAP018121)  
Description : Front View of Radiated Emission Test Setup (Horn)



Test Mode : Mode2: Transmit\_Beamforming Mode(Adapter:CWT,CAP018121)  
Description : Back View of Radiated Emission Test Setup (Horn)

