


Attachment 1

➤ Test Setup Photograph

<Conducted Emission>

Test Mode : Mode 1:TX_ADP: AD890326

Description : Front View of Conducted Emission Test Setup




Test Mode : Mode 1:TX_ADP: AD890326

Description : Back View of Conducted Emission Test Setup



Test Mode : Mode 2:TX_ADP: ADP-33AW B
Description : Front View of Conducted Emission Test Setup




Test Mode : Mode 2:TX_ADP: ADP-33AW B
Description : Back View of Conducted Emission Test Setup



<Radiated Emission>


Test Mode : Mode 1:TX_AD P: AD890326

Description : Front View of Radiated Emission Test Setup (Bilog)




Test Mode : Mode 1:TX_AD P: AD890326


Description : Back View of Radiated Emission Test Setup (Bilog)



Test Mode : Mode 2:TX_ADP: ADP-33AW B
Description : Front View of Radiated Emission Test Setup (Bilog)




Test Mode : Mode 2:TX_ADP: ADP-33AW B
Description : Back View of Radiated Emission Test Setup (Bilog)



Test Mode : Mode 1:TX_AD P: AD890326

Description : Front View of Radiated Emission Test Setup (Horn)



Test Mode : Mode 1:TX_AD P: AD890326

Description : Back View of Radiated Emission Test Setup (Horn)

