

## Attachment 1

### ➤ Test Setup Photograph

#### <Conducted Emission>

Test Mode : Mode 1:TX\_ADP: AD890326

Description : Front View of Conducted Emission Test Setup




Test Mode : Mode 1:TX\_ADP: AD890326


Description : Back View of Conducted Emission Test Setup



Test Mode : Mode 2:TX\_AD P: ADP-33AW B  
Description : Front View of Conducted Emission Test Setup




Test Mode : Mode 2:TX\_AD P: ADP-33AW B  
Description : Back View of Conducted Emission Test Setup



**<Radiated Emission>**


Test Mode : Mode 1:TX\_ADP: AD890326

Description : Front View of Radiated Emission Test Setup (Bilog)




Test Mode : Mode 1:TX\_ADP: AD890326


Description : Back View of Radiated Emission Test Setup (Bilog)



Test Mode : Mode 2:TX\_AD P: ADP-33AW B  
Description : Front View of Radiated Emission Test Setup (Bilog)




Test Mode : Mode 2:TX\_AD P: ADP-33AW B  
Description : Back View of Radiated Emission Test Setup (Bilog)



Test Mode : Mode 1:TX\_ADP: AD890326

Description : Front View of Radiated Emission Test Setup (Horn)



Test Mode : Mode 1:TX\_ADP: AD890326

Description : Back View of Radiated Emission Test Setup (Horn)

