

Attachment 1

➤ Test Setup Photograph

<Conducted Emission>

Power Adatper : ASUS, AD890326

Description: Front View of Conducted Emission Test Setup



Description: Back View of Conducted Emission Test Setup



Power Adatper : ASUS, ADP-33AW B

Description: Front View of Conducted Emission Test Setup




Description: Back View of Conducted Emission Test Setup



<Radiated Emission>

Power Adatper : ASUS, AD890326

Description : Front View of Radiated Emission Test Setup (Bilog)




Description : Back View of Radiated Emission Test Setup (Bilog)




Power Adatper : ASUS, ADP-33AW B

Description : Front View of Radiated Emission Test Setup (Bilog)




Description : Back View of Radiated Emission Test Setup (Bilog)



Power Adatper : ASUS, AD890326

Description : Front View of Radiated Emission Test Setup (Horn)



Description : Back View of Radiated Emission Test Setup (Horn)

