


Attachment 1

➤ Test Setup Photograph

<Conducted Emission>


Test Mode : Mode 2: TX_Beamforming Mode (11 n20/n40)_ADP1

Description : Front View of Conducted Emission Test Setup



Test Mode : Mode 2: TX_Beamforming Mode (11 n20/n40)_ADP1


Description : Back View of Conducted Emission Test Setup



Test Mode : Mode 4: TX_Beamforming Mode (11 n20/n40)_ADP2
Description : Front View of Conducted Emission Test Setup




Test Mode : Mode 4: TX_Beamforming Mode (11 n20/n40)_ADP2
Description : Back View of Conducted Emission Test Setup



Test Mode : Mode 6: TX_Beamforming Mode (11 n20/n40)_ADP3
Description : Front View of Conducted Emission Test Setup




Test Mode : Mode 6: TX_Beamforming Mode (11 n20/n40)_ADP3
Description : Back View of Conducted Emission Test Setup



<Radiated Emission>


Test Mode : Mode 2: TX_Beamforming Mode (11 n20/n40)_ADP1

Description : Front View of Radiated Emission Test Setup (Bilog)




Test Mode : Mode 2: TX_Beamforming Mode (11 n20/n40)_ADP1


Description : Back View of Radiated Emission Test Setup (Bilog)




Test Mode : Mode 4: TX_Beamforming Mode (11 n20/n40)_ADP2
Description : Front View of Radiated Emission Test Setup (Bilog)



Test Mode : Mode 4: TX_Beamforming Mode (11 n20/n40)_ADP2
Description : Back View of Radiated Emission Test Setup (Bilog)



Test Mode : Mode 6: TX_Beamforming Mode (11 n20/n40)_ADP3
Description : Front View of Radiated Emission Test Setup (Bilog)




Test Mode : Mode 6: TX_Beamforming Mode (11 n20/n40)_ADP3
Description : Back View of Radiated Emission Test Setup (Bilog)



Test Mode : Mode 1: TX_CDD Mode (11b/g)_ADP1
Description: Front View of Radiated Emission Test Setup (Horn)



Test Mode : Mode 1: TX_CDD Mode (11b/g)_ADP1
Description: Back View of Radiated Emission Test Setup (Horn)



Test Mode : Mode 2: TX_Beamforming Mode (11 n20/n40)_ADP1
Description: Front View of Radiated Emission Test Setup (Horn)



Test Mode : Mode 2: TX_Beamforming Mode (11 n20/n40)_ADP1
Description: Back View of Radiated Emission Test Setup (Horn)

