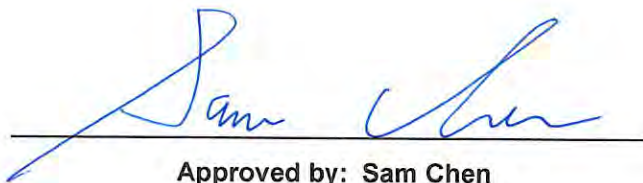


DFS TEST REPORT

FCC ID : MSQ-RTBE6J00
Equipment : ROG Rapture GT-BE19000 WiFi 7 Tri-band Gaming Router
Brand Name : ASUS
Model Name : GT-BE19000
Applicant : ASUSTeK COMPUTER INC.
1F., No. 15, Lide Rd., Beitou, Taipei City 112, Taiwan
Standard : 47 CFR FCC Part 15.407

The product was received on Mar. 04, 2024, and testing was started from May 06, 2024 and completed on May 08, 2024. We, Sporton International Inc. Hsinchu Laboratory, would like to declare that the tested sample has been evaluated in accordance with the procedures given in FCC KDB 905462 D02 UNII DFS Compliance Procedures New Rules v02 and shown compliance with the applicable technical standards.

The test results in this report apply exclusively to the tested model / sample. Without written approval of Sporton International Inc. Hsinchu Laboratory, the test report shall not be reproduced except in full.



Approved by: Sam Chen

Sporton International Inc. Hsinchu Laboratory
No.8, Ln. 724, Bo'ai St., Zhubei City, Hsinchu County 302010, Taiwan (R.O.C.)



Table of Contents

History of this test report.....3

Summary of Test Result.....4

1 General Description5

1.1 Information.....5

1.2 Accessories10

1.3 Support Equipment.....10

1.4 Applicable Standards11

1.5 Testing Location Information11

2 Test Configuration of EUT.....12

2.1 Test Channel Frequencies Configuration.....12

2.2 The Worst Case Measurement Configuration12

3 Dynamic Frequency Selection (DFS) Test Result13

3.1 General DFS Information13

3.2 Radar Test Waveform Calibration16

3.3 UNII Detection Bandwidth31

3.4 Channel Availability Check (CAC).....36

3.5 In-service Monitoring40

3.6 Statistical Performance Check50

4 Test Equipment and Calibration Data157

5 Measurement Uncertainty158

Appendix A. Dynamic In-Service Monitoring Test (Zero-Wait CAC)

Appendix B. Test Photos

Photographs of EUT v01



History of this test report

Report No.	Version	Description	Issued Date
FZ422102	01	Initial issue of report	May 17, 2024



Summary of Test Result

Report Clause	Ref Std. Clause	Test Items	Result (PASS/FAIL)	Remark
3.3	FCC KDB 905462 7.8.1	DFS: UNII Detection Bandwidth Measurement	PASS	-
3.4	FCC KDB 905462 7.8.2.1	DFS: Initial Channel Availability Check Time	PASS	-
3.4	FCC KDB 905462 7.8.2.2	DFS: Radar Burst at the Beginning of the Channel Availability Check Time	PASS	-
3.4	FCC KDB 905462 7.8.2.3	DFS: Radar Burst at the End of the Channel Availability Check Time	PASS	-
3.5	FCC KDB 905462 7.8.3	DFS: In-Service Monitoring for Channel Move Time (CMT)	PASS	-
3.5	FCC KDB 905462 7.8.3	DFS: In-Service Monitoring for Channel Closing Transmission Time (CCTT)	PASS	-
3.5	FCC KDB 905462 7.8.3	DFS: In-Service Monitoring for Non-Occupancy Period (NOP)	PASS	-
3.6	FCC KDB 905462 7.8.4	DFS: Statistical Performance Check	PASS	-
3.1.4	FCC KDB 905462 8.1	User Access Restrictions	N/A	Manufacturer attestation NOT accessible to user

Note 1: For Bridge mode (Slave without radar detection), only Channel Move Time, Channel Closing Transmission Time and Non-Occupancy Period are required to perform.

Note 2: For Mesh (Master) and Extender mode (Master), only Statistical Performance Check (Section 7.8.4) on one of the radar types is required to perform.

Conformity Assessment Condition:

1. The test results (PASS/FAIL) with all measurement uncertainty excluded are presented against the regulation limits or in accordance with the requirements stipulated by the applicant/manufacturer who shall bear all the risks of non-compliance that may potentially occur if measurement uncertainty is taken into account.
2. The measurement uncertainty please refer to each test result in the chapter "Measurement Uncertainty".

Disclaimer:

The product specifications of the EUT presented in the test report that may affect the test assessments are declared by the manufacturer who shall take full responsibility for the authenticity.

Reviewed by: **Sam Chen**

Report Producer: **Vicky Huang**



1 General Description

1.1 Information

1.1.1 RF General Information

Specification Items	Description
Frequency Range	5250 MHz – 5350 MHz 5470 MHz – 5725 MHz
Power Type	From power adapter
Channel Bandwidth	20/40/80/160 MHz operating channel bandwidth
Operating Mode	<input checked="" type="checkbox"/> Master (AP Router, Extender, Mesh)
	<input type="checkbox"/> Client with radar detection
	<input checked="" type="checkbox"/> Client without radar detection (Bridge)
Communication Mode	<input checked="" type="checkbox"/> IP Based (Load Based) <input type="checkbox"/> Frame Based
TPC Function	<input checked="" type="checkbox"/> With TPC <input type="checkbox"/> Without TPC
Weather Band (5600~5650MHz)	<input checked="" type="checkbox"/> With 5600~5650MHz <input type="checkbox"/> Without 5600~5650MHz
Channel Puncturing Function	<input type="checkbox"/> Supported <input checked="" type="checkbox"/> Unsupported
Support RU	<input checked="" type="checkbox"/> Full RU <input type="checkbox"/> Partial RU
Power-on cycle	For AP Router mode (Master): 160MHz: Requires 63.043 seconds to complete its power-on cycle. For Bridge mode (Slave without radar detection): NA (No Channel Availability Check Function)
Firmware Number	3.0.0.6.102_34503-ge57a3f0_624-g9cfea_BA08
	<ul style="list-style-type: none"> • 11a, HT20 and HT40 use a combination of OFDM-BPSK, QPSK, 16QAM, 64QAM modulation. • VHT20, VHT40, VHT80 and VHT160 use a combination of OFDM-BPSK, QPSK, 16QAM, 64QAM, 256QAM, 1024QAM modulation. • HEW20, HEW40, HEW80 and HEW160 use a combination of OFDMA-BPSK, QPSK, 16QAM, 64QAM, 256QAM, 1024QAM modulation. • EHT20, EHT40, EHT80 and EHT160 use a combination of OFDMA-BPSK, QPSK, 16QAM, 64QAM, 256QAM, 1024QAM, 4096QAM modulation. • EUT employ a TPC mechanism and TPC have the capability to operate at least 6 dB below highest RF output power.

Note: The above information was declared by manufacturer.



TPC Power Result

Mode	Min Power (dBm)	Max Power (dBm)	Min EIRP (dBm)	Max EIRP (dBm)
802.11a_Nss1,(6Mbps)_4TX	-	-	-	-
5.25-5.35GHz	17.95	23.95	20.99	26.99
5.47-5.725GHz	17.95	23.95	21.18	27.18
802.11be EHT20-BF_Nss1,(MCS0)_4TX	-	-	-	-
5.25-5.35GHz	17.95	23.95	23.92	29.92
5.47-5.725GHz	17.88	23.88	23.60	29.60
802.11be EHT40-BF_Nss1,(MCS0)_4TX	-	-	-	-
5.25-5.35GHz	17.83	23.83	23.80	29.80
5.47-5.725GHz	17.93	23.93	23.65	29.65
802.11be EHT80-BF_Nss1,(MCS0)_4TX	-	-	-	-
5.25-5.35GHz	17.95	23.95	23.92	29.92
5.47-5.725GHz	17.91	23.91	23.63	29.63
802.11be EHT160-BF_Nss1,(MCS0)_4TX	-	-	-	-
5.25-5.35GHz	15.70	21.70	21.67	27.67
5.47-5.725GHz	17.91	23.91	23.63	29.63

Note: The manufacturer declared that TPC is applied to this equipment. The test result of TPC is equal to RF output power minus 6dBm which is recorded as a reference for the manufacturer.



1.1.2 Antenna Information

For EUT 1:

Ant.	Port			Brand	Model Name	Antenna Type	Connector	Gain (dBi)
	WLAN 6GHz	WLAN 2.4GHz	WLAN 5GHz					
1	1	-	-	WHA Yu	C660-510587-A	Dipole Antenna	I-PEX	Note 1
2	2	-	-	WHA Yu	C660-510588-A	Dipole Antenna	I-PEX	
3	3	-	-	WHA Yu	C660-510589-A	Dipole Antenna	I-PEX	
4	4	-	-	WHA Yu	C660-510590-A	Dipole Antenna	I-PEX	
5	-	1	1	WHA Yu	C660-510591-A	Dipole Antenna	I-PEX	
6	-	4	4	WHA Yu	C660-510592-A	Dipole Antenna	I-PEX	
7	-	3	3	WHA Yu	C660-510593-A	Dipole Antenna	I-PEX	
8	-	2	2	WHA Yu	C660-510594-A	Dipole Antenna	I-PEX	

For EUT 2:

Ant.	Port			Brand	Model Name	Antenna Type	Connector	Gain (dBi)
	WLAN 6GHz	WLAN 2.4GHz	WLAN 5GHz					
1	1	-	-	WHA Yu	C660-510587-AW1	Dipole Antenna	I-PEX	Note 1
2	2	-	-	WHA Yu	C660-510588-AW1	Dipole Antenna	I-PEX	
3	3	-	-	WHA Yu	C660-510589-AW1	Dipole Antenna	I-PEX	
4	4	-	-	WHA Yu	C660-510590-AW1	Dipole Antenna	I-PEX	
5	-	1	1	WHA Yu	C660-510591-AW1	Dipole Antenna	I-PEX	
6	-	4	4	WHA Yu	C660-510592-AW1	Dipole Antenna	I-PEX	
7	-	3	3	WHA Yu	C660-510593-AW1	Dipole Antenna	I-PEX	
8	-	2	2	WHA Yu	C660-510594-AW1	Dipole Antenna	I-PEX	

Note 1

Ant.	Antenna Gain (dBi)								
	WLAN 2.4GHz	WLAN 5GHz UNII 1	WLAN 5GHz UNII 2A	WLAN 5GHz UNII 2C	WLAN 5GHz UNII 3	WLAN 6GHz UNII 5	WLAN 6GHz UNII 6	WLAN 6GHz UNII 7	WLAN 6GHz UNII 8
1	-	-	-	-	-	1.75	1.52	2.13	2.17
2	-	-	-	-	-	1.95	2.41	2.19	1.64
3	-	-	-	-	-	1.61	1.96	1.51	1.93
4	-	-	-	-	-	1.98	1.44	1.47	2.21
5	2.09	1.52	1.17	1.98	1.08	-	-	-	-
6	1.84	2.29	2.9	3.09	2.51	-	-	-	-
7	2.91	2.7	3.04	2.48	3.39	-	-	-	-
8	2.14	1.21	1.19	3.23	1.87	-	-	-	-

Item	Directional gain (dBi)								
	WLAN 2.4GHz	WLAN 5GHz UNII 1	WLAN 5GHz UNII 2A	WLAN 5GHz UNII 2C	WLAN 5GHz UNII 3	WLAN 6GHz UNII 5	WLAN 6GHz UNII 6	WLAN 6GHz UNII 7	WLAN 6GHz UNII 8
4T1S	5.99	4.72	5.97	5.72	5.64	5.99	5.46	5.38	5.5
4T2S	2.99	2.7	3.04	3.23	3.39	2.99	2.46	2.38	2.5

Note 2: The above information(excepting antenna gain and directional gain) was declared by manufacturer.

Note 3: The antenna gain and directional gain are measured which follow the procedure of KDB 662911 D03.



Note 4: **For 2.4GHz function:**

For IEEE 802.11 b/g/n/VHT/ax/be (4TX/4RX):

Port 1, Port 2, Port 3 and Port 4 can be used as transmitting/receiving antenna.

Port 1, Port 2, Port 3 and Port 4 could transmit/receive simultaneously.

For 5GHz function:

For IEEE 802.11a/n/ac/ax/be (4TX/4RX):

Port 1, Port 2, Port 3 and Port 4 can be used as transmitting/receiving antenna.

Port 1, Port 2, Port 3 and Port 4 could transmit/receive simultaneously.

For 6GHz function:

For IEEE 802.11ax/be mode (4TX/4RX):

Port 1, Port 2, Port 3 and Port 4 can be used as transmitting/receiving antenna.

Port 1, Port 2, Port 3 and Port 4 could transmit/receive simultaneously.

1.1.3 DFS Band Carrier Frequencies

There are four bandwidth systems.

For 20MHz bandwidth systems, use Channel 52, 56, 60, 64, 100, 104, 108, 112, 116, 120, 124, 128, 132, 136, 140, 144.

For 40MHz bandwidth systems, use Channel 54, 62, 102, 110, 118, 126, 134, 142.

For 80MHz bandwidth systems, use Channel 58, 106, 122, 138.

For 160MHz bandwidth systems, use Channel 50, 114

Frequency Band	Channel No.	Frequency	Channel No.	Frequency
5250~5350 MHz Band 2	50	5250 MHz	58	5290 MHz
	52	5260 MHz	60	5300 MHz
	54	5270 MHz	62	5310 MHz
	56	5280 MHz	64	5320 MHz
5470~5725 MHz Band 3	100	5500 MHz	122	5610 MHz
	102	5510 MHz	124	5620 MHz
	104	5520 MHz	126	5630 MHz
	106	5530 MHz	128	5640 MHz
	108	5540 MHz	132	5660 MHz
	110	5550 MHz	134	5670 MHz
	112	5560 MHz	136	5680 MHz
	114	5570 MHz	138	5690 MHz
	116	5580 MHz	140	5700 MHz
	118	5590 MHz	142	5710 MHz
	120	5600 MHz	144	5720 MHz



1.1.4 Table for Multiple Listing

The difference for each EUT is shown as below:

EUT	Enclosure/Antenna Color	Heatsink Color on the Back of the EUT
1	Black	Red
2	White	Black

Note 1: The difference between EUT 1 and EUT 2 is only color, there is only EUT 1 tested and recorded in this report.

Note 2: The above information was declared by manufacturer.

1.1.5 Table for EUT Supports Functions

Function	Support Type
AP Router	Master
Bridge	Slave without radar detection
Extender	Master
Mesh	Master

Note: The above information was declared by manufacturer.

1.1.6 Table for Radio Function

Radio 1	Radio 2	Radio 3
WLAN 2.4GHz	WLAN 5GHz UNII 1~3	WLAN 6GHz UNII 5~8

Note: The above information was declared by manufacturer.



1.2 Accessories

Power	Brand	Model	Rating	Remark
Adapter 1	AcBel	ADD011	INPUT: 100-240V~ 1.7A, 50-60Hz OUTPUT: +19.5V, 3.33A, 65.0W MAX.	With the DC cable: Non-shielded, 1.5m
Adapter 2	AcBel	ADD011	INPUT: 100-240V~ 1.7A, 50-60Hz OUTPUT: +19.5V, 3.33A, 65.0W MAX.	With the DC cable: Non-shielded, 1.5m
Adapter 3	LEI	MU60B3120500-A1	INPUT: 100-240V~50/60Hz, 1.5A OUTPUT: 12.0V, 5.0A	-
Others				
RJ-45 cable*1: Shielded, 1.5m				
Power cord*1: Non-shielded, 0.9m for Adapter 1 and Adapter 2 use				

Note1: Adapter 1 & Adapter 2 is identical; Therefore, Adapter 1 were selected to test and recorded in this report.
 Note2: Refer to photographs of EUT for the detail information of difference between Adapter 1 & Adapter 2.

1.3 Support Equipment

For AP Router mode (Master):

Support Equipment				
No.	Equipment	Brand Name	Model Name	FCC ID
A	Notebook	DELL	E6230	N/A
B	Notebook	Lenovo	L440	N/A
C	WLAN module	Intel	BE200NGW	PD9BE200NG

For Bridge mode (Slave without radar detection) and Mesh mode (Master):

Support Equipment				
No.	Equipment	Brand Name	Model Name	FCC ID
A	Notebook	DELL	E6230	N/A
B	Notebook	Lenovo	L440	N/A
C	WLAN AP	ASUS	GT-BE19000	N/A

For Extender mode (Master):

Support Equipment				
No.	Equipment	Brand Name	Model Name	FCC ID
A	Notebook	DELL	E6230	N/A
B	Notebook	Lenovo	L440	N/A
C	Notebook	Lenovo	L440	N/A
D	WLAN module	Intel	BE200NGW	PD9BE200NG
E	WLAN AP	ASUS	GT-BE19000	N/A



1.4 Applicable Standards

According to the specifications of the manufacturer, the EUT must comply with the requirements of the following standards:

- ♦ 47 CFR FCC Part 15.407
- ♦ FCC KDB 905462 D02 UNII DFS Compliance Procedures New Rules v02

1.5 Testing Location Information

Testing Location Information	
Test Lab. : Sporton International Inc. Hsinchu Laboratory	
Hsinchu	ADD: No.8, Ln. 724, Bo'ai St., Zhubei City, Hsinchu County 302010, Taiwan (R.O.C.)
(TAF: 3787)	TEL: 886-3-656-9065 FAX: 886-3-656-9085
Test site Designation No. TW3787 with FCC.	
Conformity Assessment Body Identifier (CABID) TW3787 with ISED.	

For AP Router mode (Master):

Test Condition	Test Site No.	Test Engineer	Test Environment (°C / %)	Test Date
DFS	DF01-CB	RJ Huang	22.5~23.5 / 64~65	May 06, 2024~ May 08, 2024

For Bridge mode (Slave without radar detection):

Test Condition	Test Site No.	Test Engineer	Test Environment (°C / %)	Test Date
DFS	DF01-CB	Jack Teng	22.5~23.5 / 64~65	May 07, 2024~ May 08, 2024

For Extender mode (Master):

Test Condition	Test Site No.	Test Engineer	Test Environment (°C / %)	Test Date
DFS	DF01-CB	Jack Teng	22.5~23.5 / 64~65	May 08, 2024

For Mesh mode (Master):

Test Condition	Test Site No.	Test Engineer	Test Environment (°C / %)	Test Date
DFS	DF01-CB	Jack Teng	22.5~23.5 / 64~65	May 08, 2024



2 Test Configuration of EUT

2.1 Test Channel Frequencies Configuration

Test Channel Frequencies Configuration	
IEEE Std.	Test Channel Freq. (MHz)
802.11be (EHT20)	5300 MHz
802.11be (EHT40)	5310 MHz
802.11be (EHT80)	5290 MHz
802.11be (EHT160)	5250 MHz

2.2 The Worst Case Measurement Configuration

The Worst Case Mode for Following Conformance Tests	
Tests Item	Dynamic Frequency Selection (DFS)
Test Condition	Conducted measurement at transmit chains The EUT shall be configured to operate at the highest transmitter output power setting. If more than one antenna assembly is intended for this power setting, the gain of the antenna assembly with the lowest gain shall be used.
Modulation Mode	802.11be (EHT20), 802.11be (EHT40), 802.11be (EHT80), 802.11be (EHT160)
1	EUT - AP Router mode (Master)
Modulation Mode	802.11be (EHT160)
2	EUT - Bridge mode (Slave without radar detection) (Only Channel Move Time, Channel Closing Transmission Time and Non-Occupancy Period are required to perform.)
3	EUT - Extender mode (Master) (Only Statistical Performance Check (Section 7.8.4) on one of the radar types is required to perform)
4	EUT - Mesh mode (Master) (Only Statistical Performance Check (Section 7.8.4) on one of the radar types is required to perform)



3 Dynamic Frequency Selection (DFS) Test Result

3.1 General DFS Information

3.1.1 DFS Parameters

Table D.1: DFS requirement values	
Parameter	Value
Non-occupancy period	Minimum 30 minutes
Channel Availability Check Time	60 seconds
Channel Move Time	10 seconds (Note 1).
Channel Closing Transmission Time	200 milliseconds + an aggregate of 60 milliseconds over remaining 10 second periods. (Notes 1 and 2).
U-NII Detection Bandwidth	Minimum 100% of the 99% power bandwidth (Note 3).

Note 1: Channel Move Time and the Channel Closing Transmission Time should be performed with Radar Type 0. The measurement timing begins at the end of the Radar Type 0 burst.

Note 2: The Channel Closing Transmission Time is comprised of 200 milliseconds starting at the beginning of the Channel Move Time plus any additional intermittent control signals required to facilitate Channel changes (an aggregate of 60 milliseconds) during the remainder of the 10 second period. The aggregate duration of control signals will not count quiet periods in between transmissions.

Note 3: During the U-NII Detection Bandwidth detection test, radar type 0 is used and for each frequency step the minimum percentage of detection is 90%. Measurements are performed with no data traffic.

Table D.2: Interference threshold values	
Maximum Transmit Power	Value (see note)
EIRP ≥ 200 mW	-64 dBm
EIRP < 200 mW and PSD < 10dBm/MHz	-62 dBm
EIRP < 200 mW and PSD ≥ 10dBm/MHz	-64 dBm

Note 1: This is the level at the input of the receiver assuming a 0 dBi receive antenna.

Note 2: Throughout these test procedures an additional 1 dB has been added to the amplitude of the test transmission waveforms to account for variations in measurement equipment. This will ensure that the test signal is at or above the detection threshold level to trigger a DFS response.

Note3: EIRP is based on the highest antenna gain. For MIMO devices refer to KDB Publication 662911D01.



3.1.2 Applicability of DFS Requirements Prior to Use of a Channel

Requirement	DFS Operational mode		
	Master	Client without radar detection	Client with radar detection
<i>Non-Occupancy Period</i>	Yes	Not required	Yes
<i>DFS Detection Threshold</i>	Yes	Not required	Yes
<i>Channel Availability Check Time</i>	Yes	Not required	Not required
<i>U-NII Detection Bandwidth</i>	Yes	Not required	Yes

3.1.3 Applicability of DFS Requirements during Normal Operation

Requirement	DFS Operational mode		
	Master	Client without radar detection	Client with radar detection
<i>DFS Detection Threshold</i>	Yes	Not required	Yes
<i>Channel Closing Transmission Time</i>	Yes	Yes	Yes
<i>Channel Move Time</i>	Yes	Yes	Yes
<i>U-NII Detection Bandwidth</i>	Yes	Not required	Yes

Additional requirements for devices with multiple bandwidth modes	Master Device or Client with Radar Detection	Client Without Radar Detection
U-NII Detection Bandwidth and Statistical Performance Check	All BW modes must be tested	Not required
Channel Move Time and Channel Closing Transmission Time	Test using widest BW mode available	Test using the widest BW mode available for the link
All other tests	Any single BW mode	Not required

Note: Frequencies selected for statistical performance check (Section 7.8.4) should include several frequencies within the radar detection bandwidth and frequencies near the edge of the radar detection bandwidth. For 802.11 devices it is suggested to select frequencies in each of the bonded 20 MHz channels and the channel center frequency.



3.1.4 User Access Restrictions

User Access Restrictions	
<input checked="" type="checkbox"/>	DFS controls (hardware or software) related to radar detection are NOT accessible to the user. Manufacturer statement confirming that information regarding the parameters of the detected Radar Waveforms is not available to the end user.

3.1.5 Channel Loading/Data Streaming

<input type="checkbox"/>	The data file (MPEG-4) has been transmitting in a streaming mode.
<input checked="" type="checkbox"/>	Software to ping the client is permitted to simulate data transfer with random ping intervals.
<input checked="" type="checkbox"/>	Minimum channel loading of approximately 17%.
<input type="checkbox"/>	Unicast protocol has been used.



3.2 Radar Test Waveform Calibration

3.2.1 Short Pulse Radar Test Waveforms

Radar Type	Pulse Width (µsec)	PRI (µsec)	Number of Pulses	Minimum Percentage of Successful Detection	Minimum Trials
0	1	1428	18	See Note 1	See Note 1
1A	1	15 unique PRI in KDB 905462 D02 Table 5a	$\text{Roundup}\left\{\left(\frac{1}{360}\right) \times \left(\frac{19 \times 10^6}{PRI}\right)\right\}$	60%	15
1B	1	15 unique PRI within 518-3066, Excluding 1A PRI		60%	15
2	1-5	150-230	23-29	60%	30
3	6-10	200-500	16-18	60%	30
4	11-20	200-500	12-16	60%	30
Aggregate (Radar Types 1-4)				80%	120
Note 1: Short Pulse Radar Type 0 should be used for the detection bandwidth test, channel move time, and channel closing time tests.					

A minimum of 30 unique waveforms are required for each of the short pulse radar types 1 through 4. If more than 30 waveforms are used for short pulse radar types 1 through 4, then each additional waveform must also be unique and not repeated from the previous waveforms. The aggregate is the average of the percentage of successful detections of short pulse radar types 1-4.

3.2.2 Long Pulse Radar Test Waveform

Radar Type	Pulse Width (µsec)	Chirp Width (MHz)	PRI (µsec)	Number of Pulses per Burst	Number of Bursts	Minimum Percentage of Successful Detection	Minimum Trials
5	50-100	5-20	1000-2000	1-3	8-20	80%	30

Each waveform is defined as follows:

- The transmission period for the Long Pulse Radar test signal is 12 seconds.
- There are a total of 8 to 20 Bursts in the 12 second period, with the number of Bursts being randomly chosen. This number is Burst Count.
- Each Burst consists of 1 to 3 pulses, with the number of pulses being randomly chosen. Each Burst within the 12 second sequence may have a different number of pulses.
- The pulse width is between 50 and 100 microseconds, with the pulse width being randomly chosen. Each pulse within a Burst will have the same pulse width. Pulses in different Bursts may have different pulse widths.
- Each pulse has a linear FM chirp between 5 and 20 MHz, with the chirp width being randomly chosen. Each pulse within a transmission period will have the same chirp width. The chirp is centered on the pulse. For example, with a radar frequency of 5300 MHz and a 20 MHz chirped signal, the chirp starts at 5290 MHz and



ends at 5310 MHz.

- If more than one pulse is present in a Burst, the time between the pulses will be between 1000 and 2000 microseconds, with the time being randomly chosen. If three pulses are present in a Burst, the time between the first and second pulses is chosen independently of the time between the second and third pulses.
- The 12 second transmission period is divided into even intervals. The number of intervals is equal to Burst Count. Each interval is of length (12,000,000 / Burst Count) microseconds. Each interval contains one Burst. The start time for the Burst, relative to the beginning of the interval, is between 1 and [(12,000,000 / Burst Count) - (Total Burst Length) + (One Random PRI Interval)] microseconds, with the start time being randomly chosen. The step interval for the start time is 1 microsecond. The start time for each Burst is chosen independently.

3.2.3 Frequency Hopping Radar Test Waveform

Radar Type	Pulse Width (µsec)	PRI (µsec)	Pulses per Hop	Hopping Rate (kHz)	Hopping Sequence Length (ms)	Minimum Percentage of Successful Detection	Minimum Trials
6	1	333	9	0.333	300	70%	30

For the Frequency Hopping Radar Type, the same Burst parameters are used for each waveform. The hopping sequence is different for each waveform and a 100-length segment is selected from the hopping sequence defined by the following algorithm:

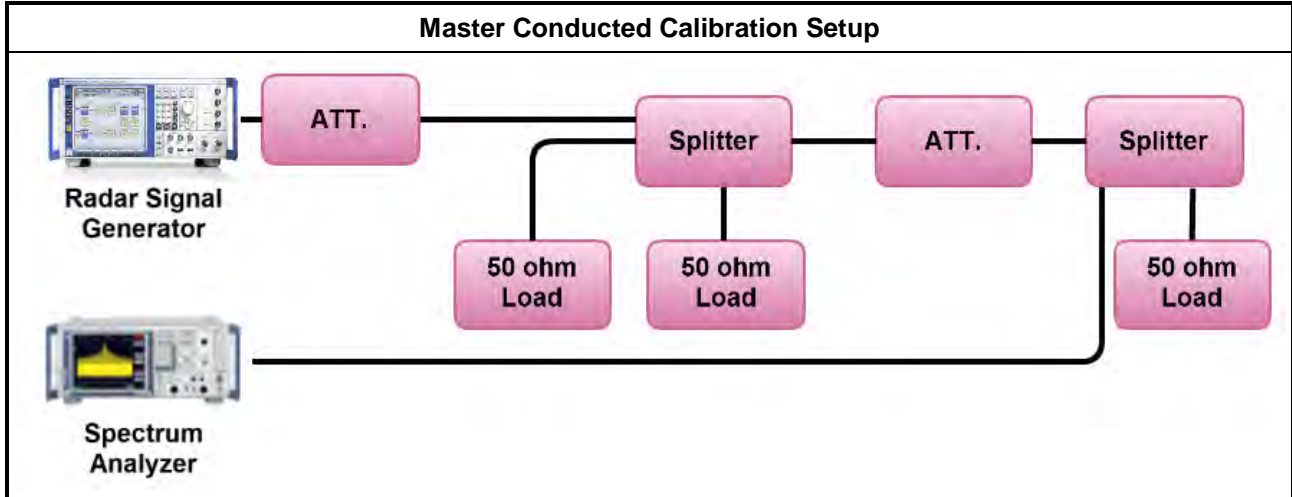
The first frequency in a hopping sequence is selected randomly from the group of 475 integer frequencies from 5250 – 5724 MHz. Next, the frequency that was just chosen is removed from the group and a frequency is randomly selected from the remaining 474 frequencies in the group.

3.2.4 DFS Threshold Level

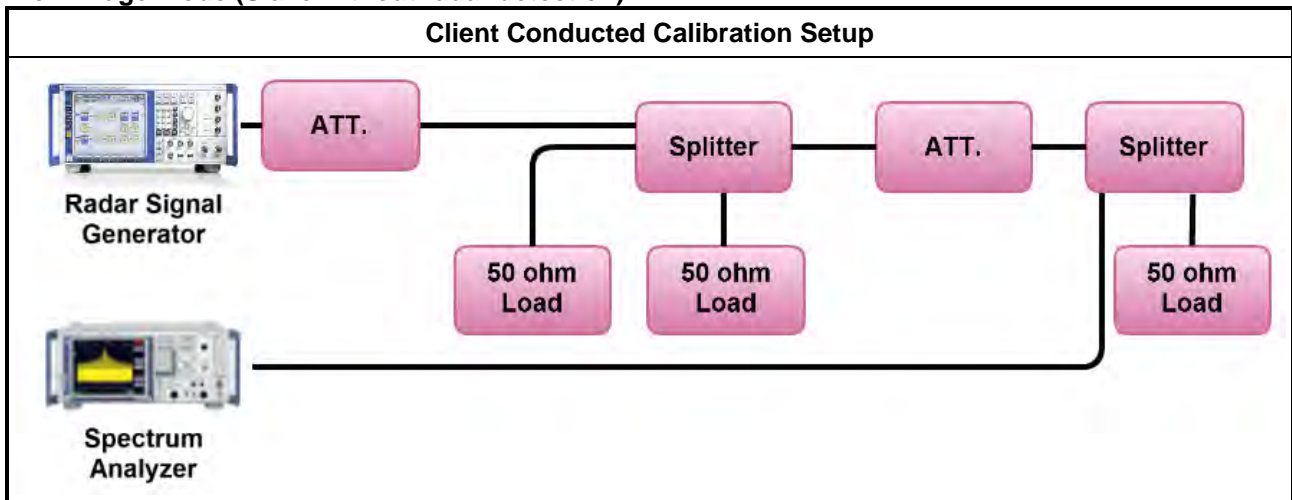
DFS Threshold Level	
DFS Threshold level: -61.83 dBm	<input checked="" type="checkbox"/> at the antenna connector
	<input type="checkbox"/> in front of the antenna
The Interference Radar Detection Threshold Level is $-64 \text{ dBm} + 1.17 [\text{dBi}] + 1 \text{ dB} = -61.83 \text{ dBm}$. That had been taken into account the output power range and antenna gain.	

3.2.5 Calibration Setup

For other mode:



For Bridge mode (Slave without radar detection):



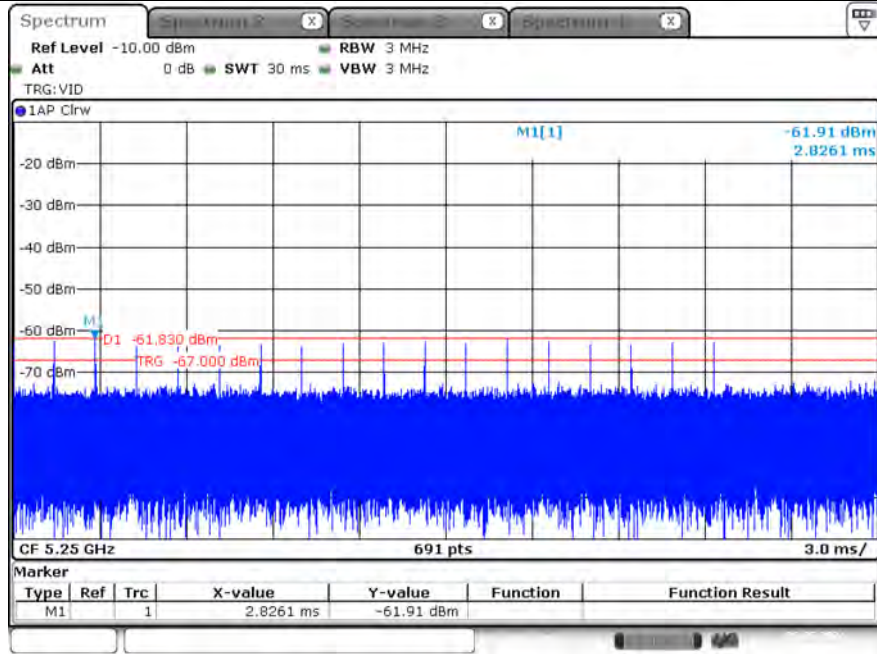


3.2.6 Radar Waveform calibration Plot

For AP Router mode (Master):

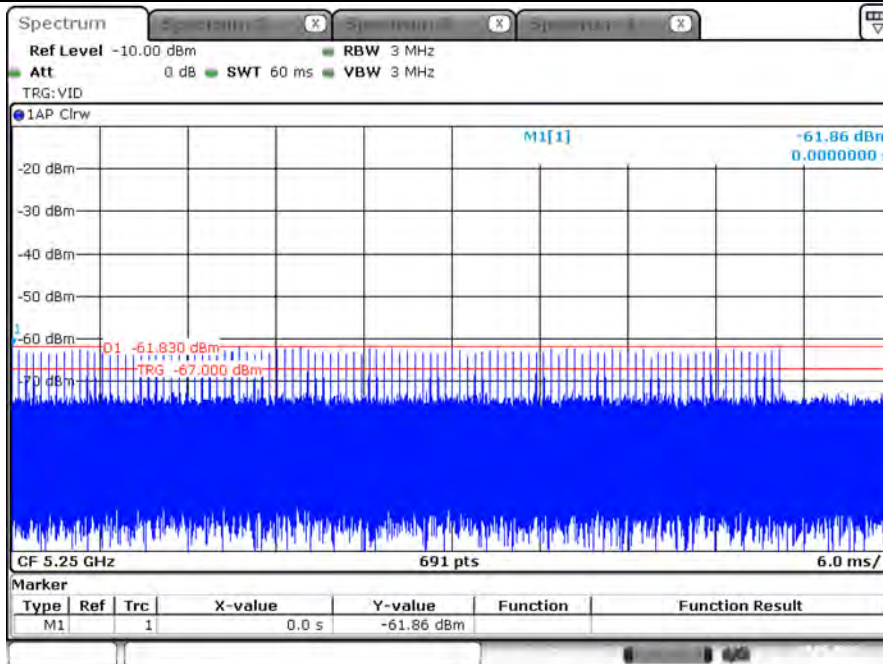
Test Frequency: 5250 MHz

Radar #0 DFS detection threshold level



Date: 8.MAY.2024 20:55:45

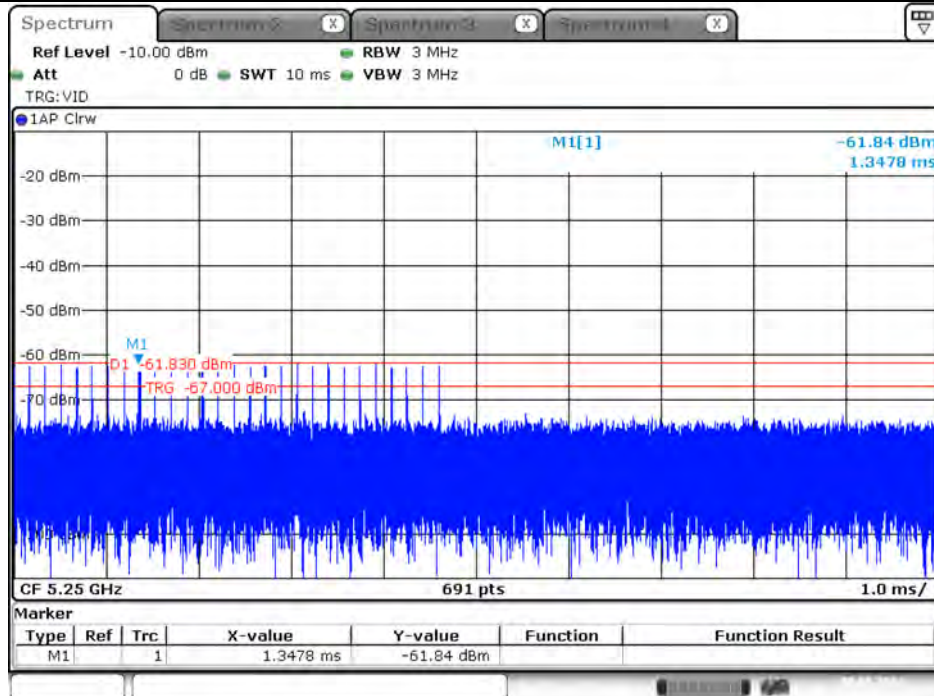
Radar #1 DFS detection threshold level



Date: 8.MAY.2024 20:56:24

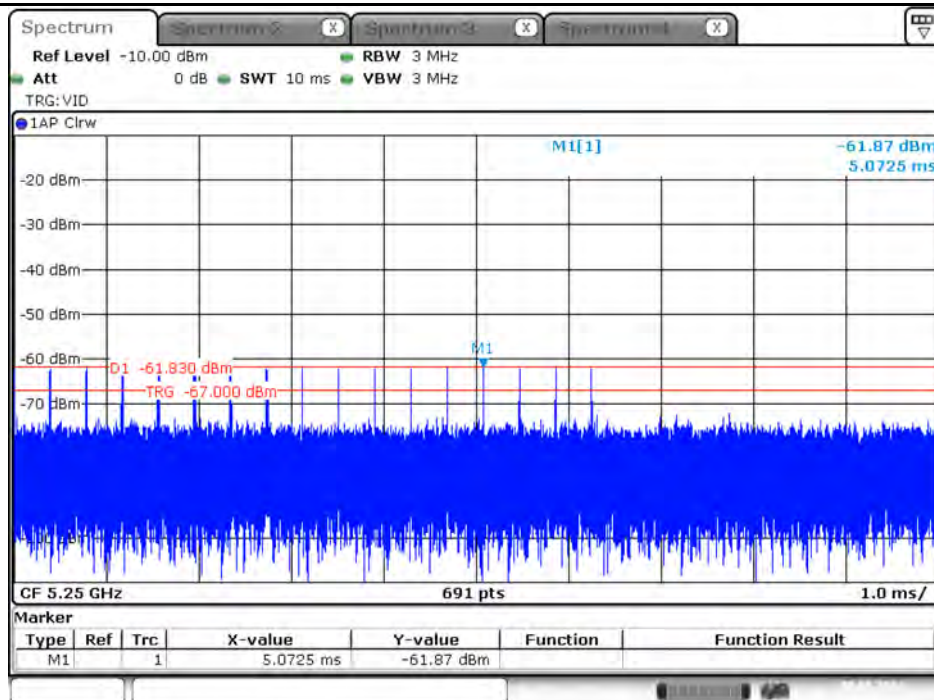


Radar #2 DFS detection threshold level



Date: 8.MAY.2024 20:56:48

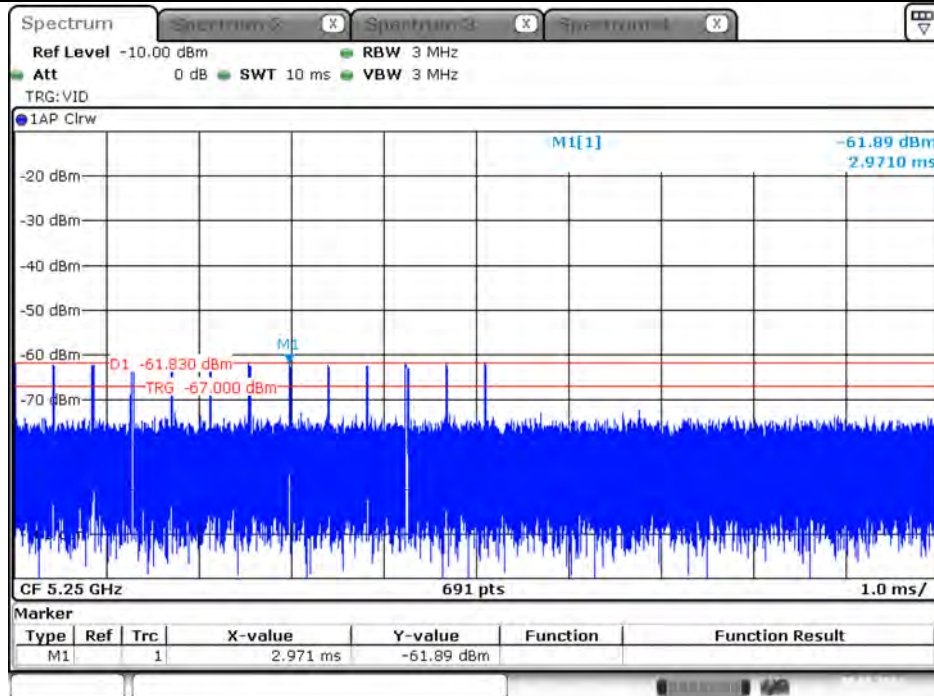
Radar #3 DFS detection threshold level



Date: 8.MAY.2024 20:57:35

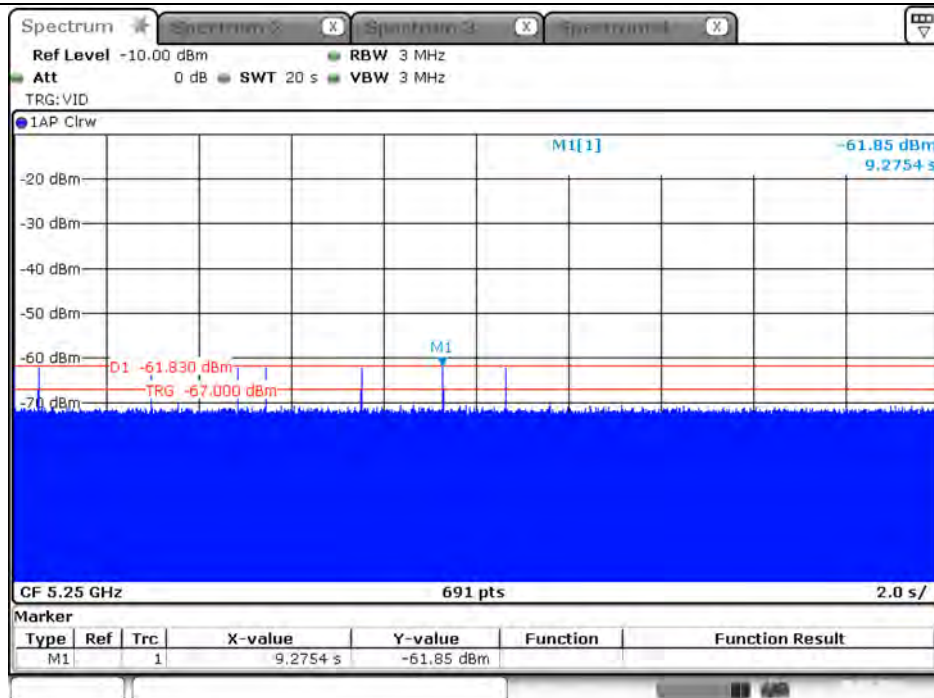


Radar #4 DFS detection threshold level



Date: 8.MAY 2024 20:58:12

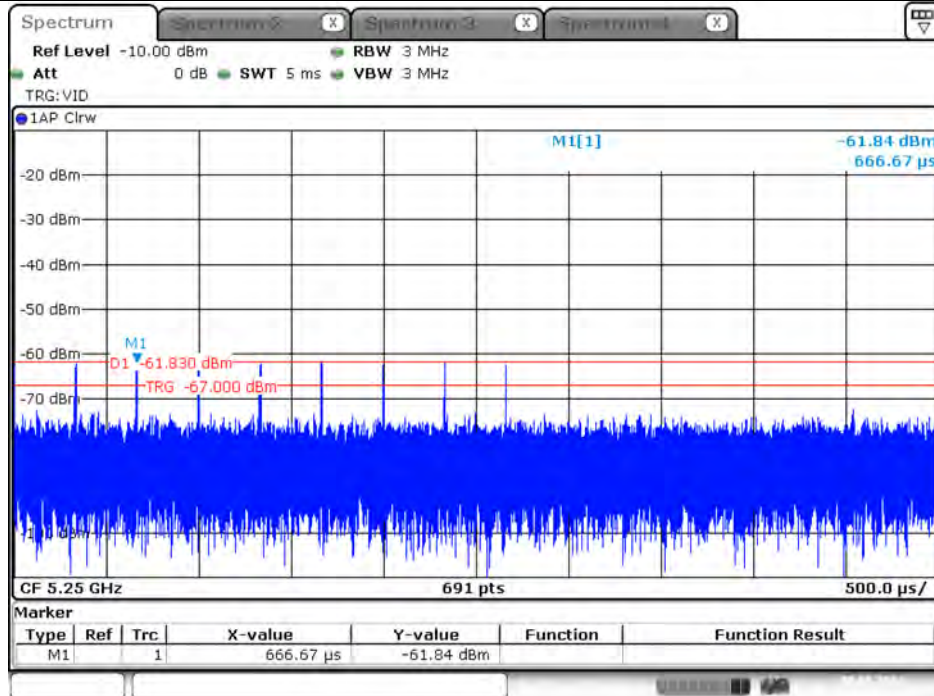
Radar #5 DFS detection threshold level



Date: 8.MAY 2024 21:20:58



Radar #6 DFS detection threshold level



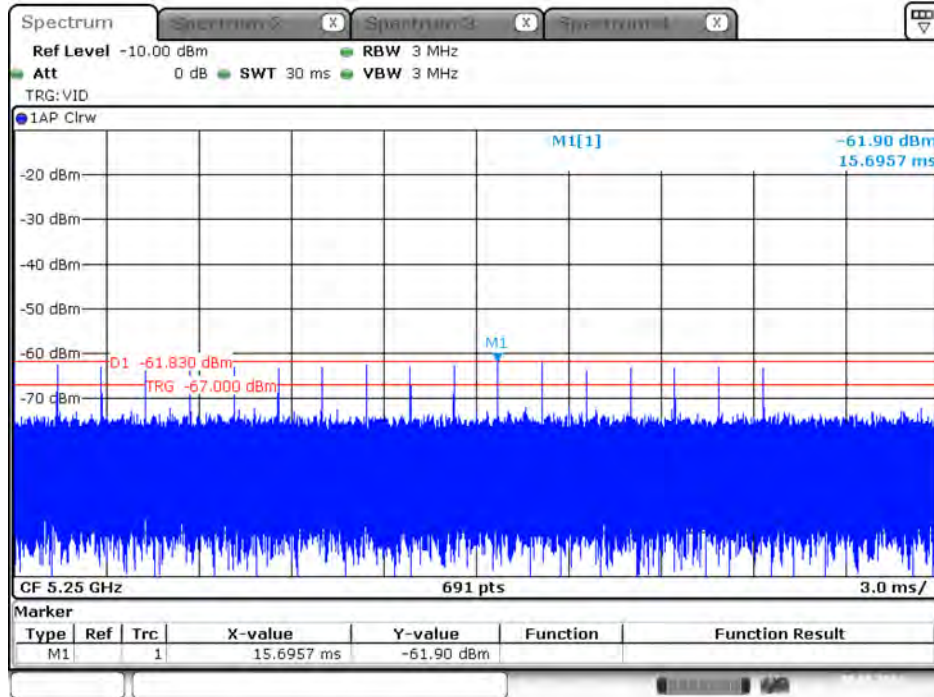
Date: 8.MAY.2024 21:22:10



For Bridge mode (Slave without radar detection):

Test Frequency: 5250 MHz

Radar #0 DFS detection threshold level



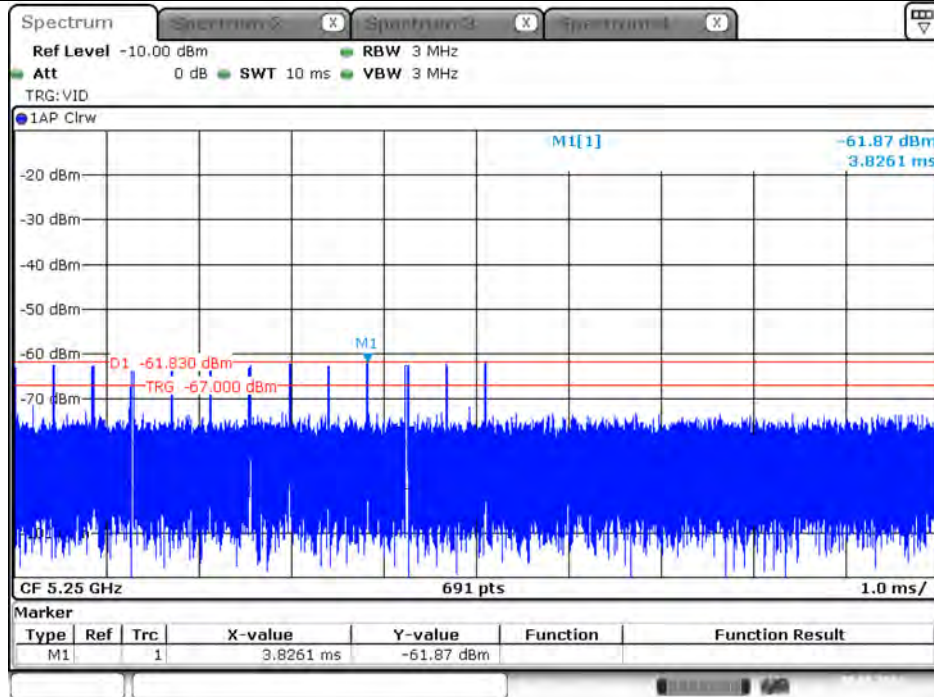
Date: 8.MAY.2024 20:55:54



For Extender mode (Master):

Test Frequency: 5250 MHz

Radar #4 DFS detection threshold level



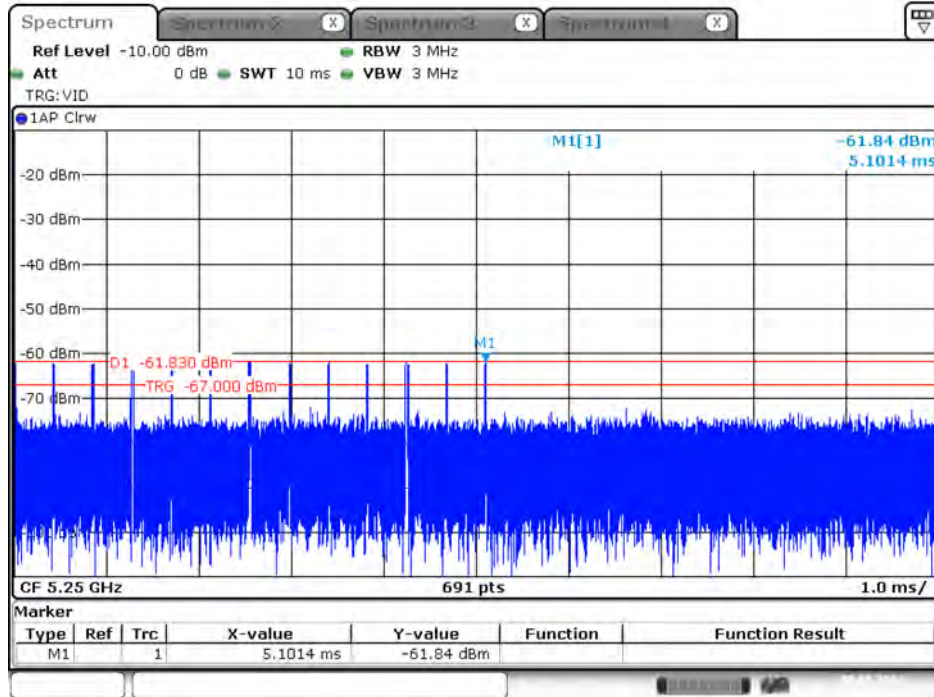
Date: 8.MAY.2024 20:58:27



For Mesh mode (Master):

Test Frequency: 5250 MHz

Radar #4 DFS detection threshold level

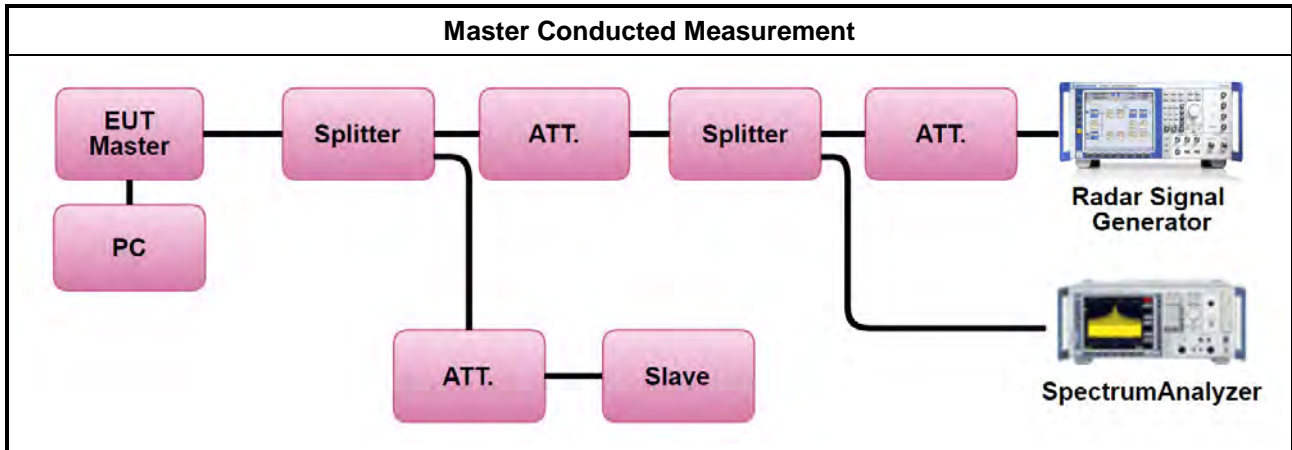


Date: 8.MAY.2024 20:58:37

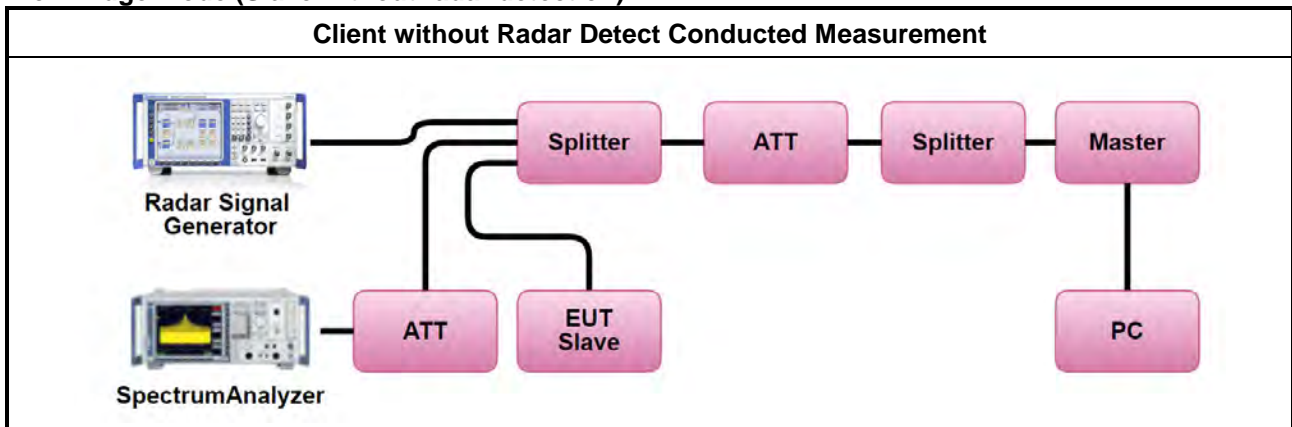
3.2.7 Test Setup

A spectrum analyzer is used as a monitor to verify that the EUT has vacated the Channel within the (Channel Closing Transmission Time and Channel Move Time, and does not transmit on a Channel during the Non-Occupancy Period after the detection and Channel move.

For other mode:



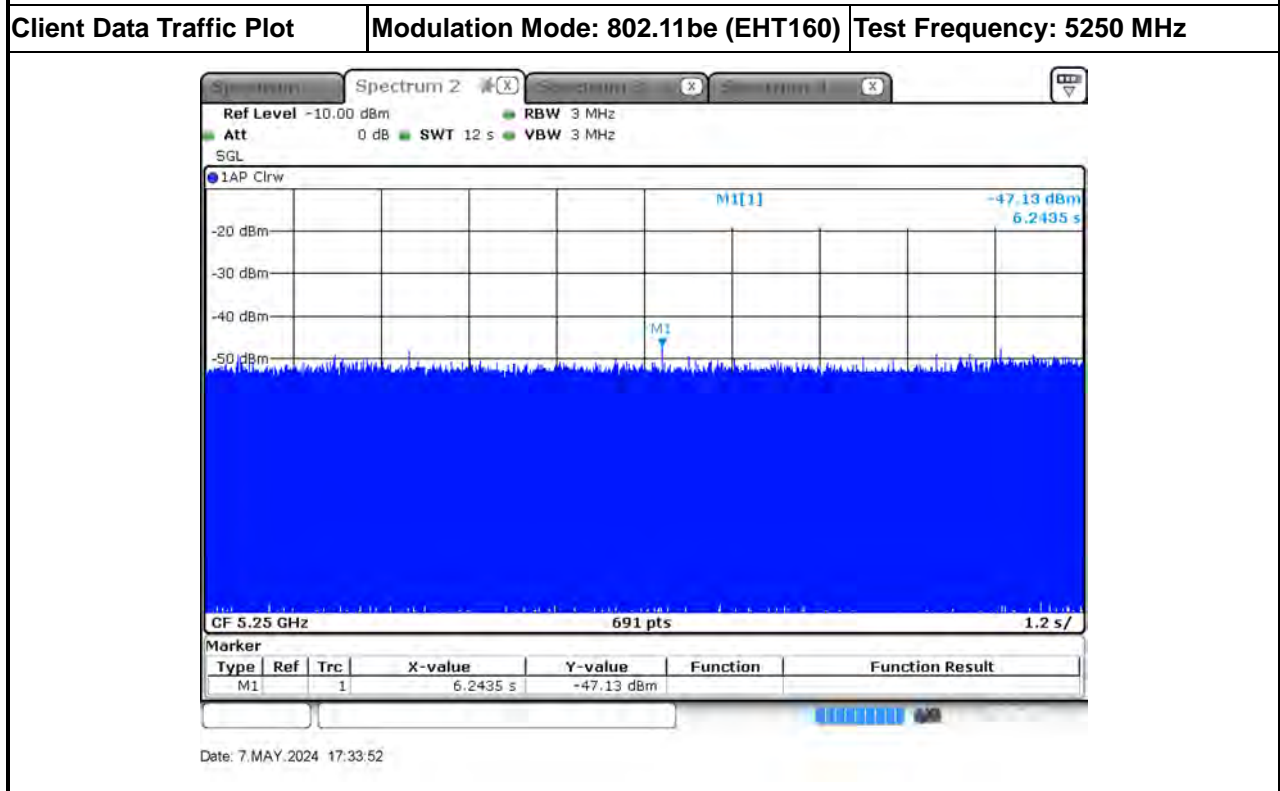
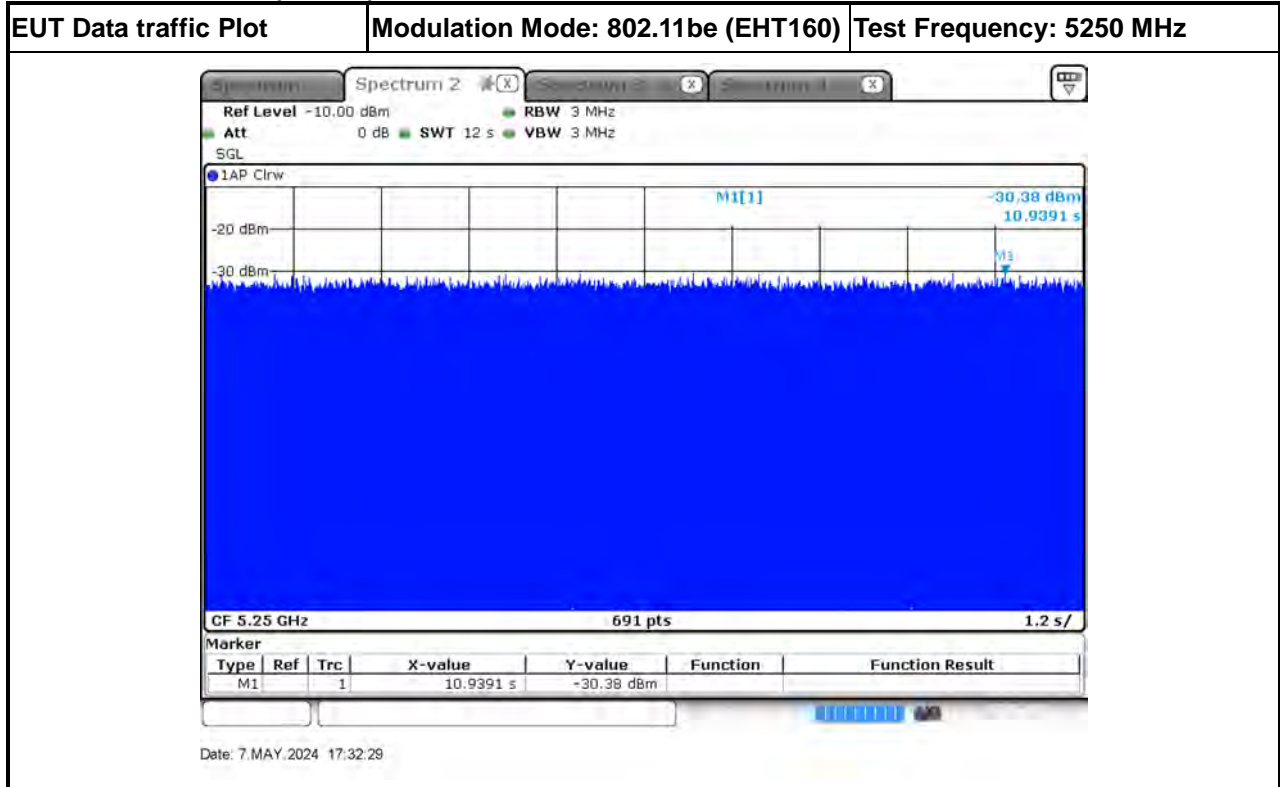
For Bridge mode (Slave without radar detection):

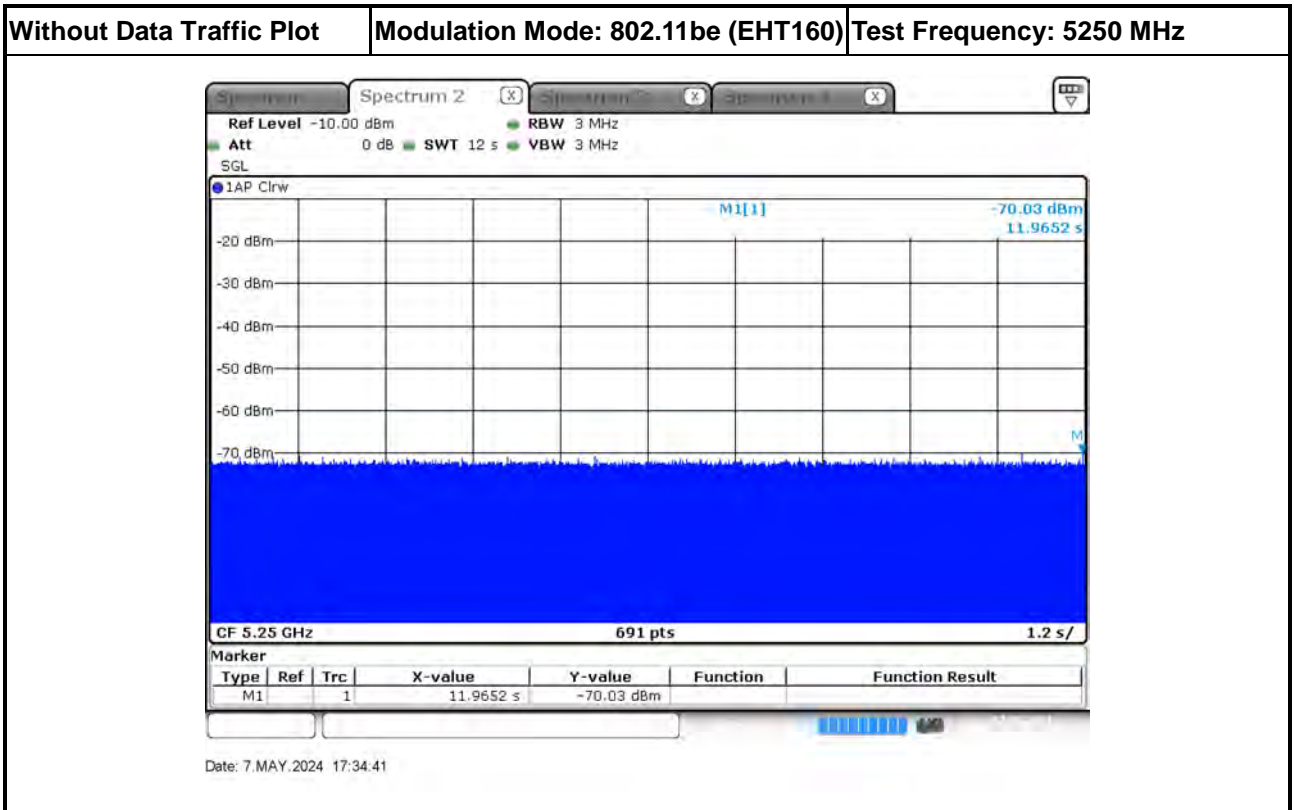




3.2.8 Data traffic Plot

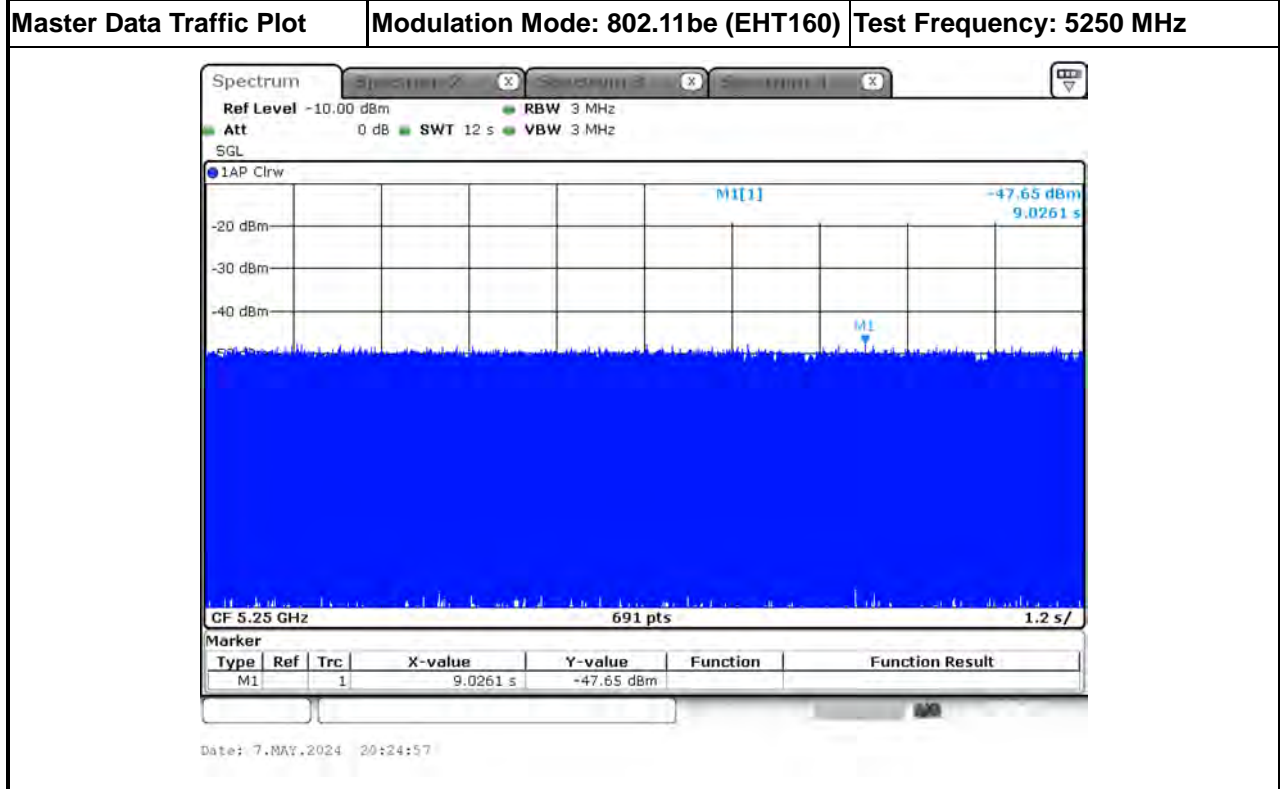
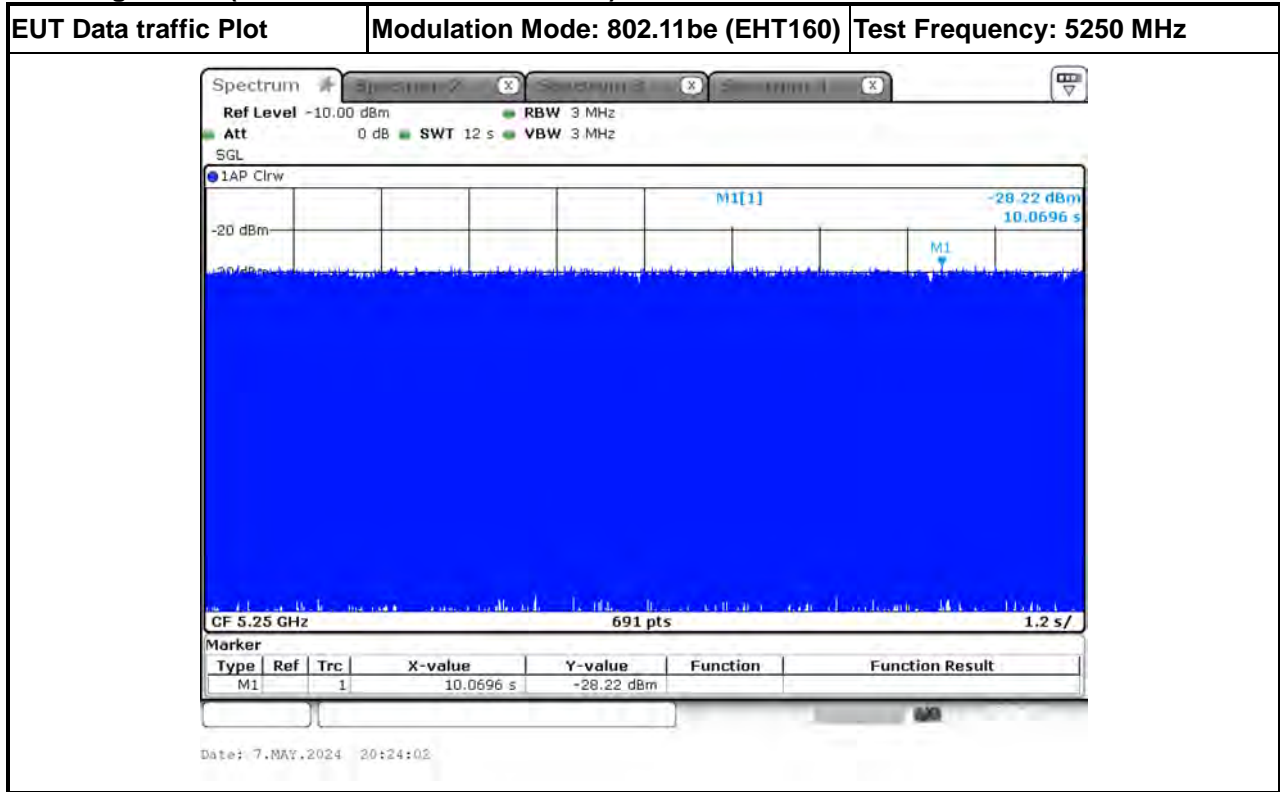
For AP Router mode (Master):

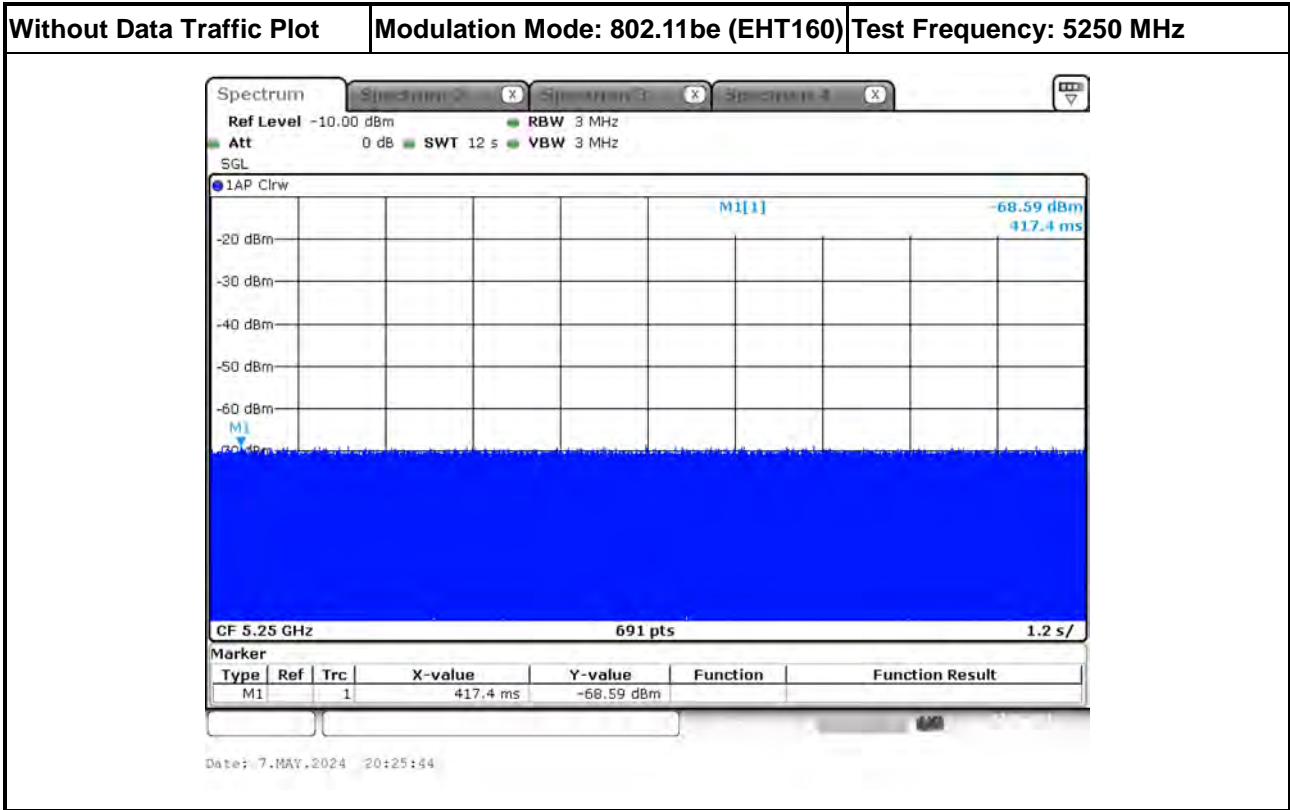






For Bridge mode (Slave without radar detection):







3.3 UNII Detection Bandwidth

3.3.1 UNII Detection Bandwidth Limit

For AP Router mode (Master):

Channel Bandwidth (MHz)	99% Occupied Bandwidth (MHz)	UNII Detection Bandwidth Min. Limit (MHz)
20	19.102	19.300
40	38.350	39.000
80	77.279	77.300
160	78.582	78.600

UNII Detection Bandwidth is minimum 100% of the 99% power bandwidth. A single radar Burst is generated for a minimum of 10 trials, and the response of the UUT is noted. The UUT must detect the Radar Waveform 90% or more of the time.

3.3.2 Measuring Instruments

Refer a test equipment and calibration data table in this test report.

3.3.3 Test Procedures

Test Method	
<input checked="" type="checkbox"/>	During the U-NII Detection Bandwidth detection test, radar type 0 is used and for each frequency step the minimum percentage of detection is 90 percent. Measurements are performed with no data traffic. The EUT is set up as a standalone device (no associated Client and no traffic). The radar frequency is increased in 1 MHz steps, repeating the above test sequence, until the detection rate falls below 90%. The highest frequency at which detection is greater than or equal to 90% is denoted as F_H . The radar frequency is decreased in 1 MHz steps, repeating the above test sequence, until the detection rate falls below 90%. The lowest frequency at which detection is greater than or equal to 90% is denoted as F_L . UNII Detection Bandwidth = $F_H - F_L$.



3.3.4 Test Result of UNII Detection Bandwidth

EUT Frequency=5300 MHz												
Channel Bandwidth (MHz)	20											
Radar Frequency (MHz)	DFS Detection Trials (1=Detection, 0= No Detection)										Detection Rate (%)	
	1	2	3	4	5	6	7	8	9	10		
5290	0	0	0	0	0	0	0	0	0	0	0	0
5290.3(FL)	1	0	1	1	1	1	1	1	1	1	1	90
5291	1	1	1	1	1	1	1	1	1	1	1	100
5292	1	1	1	1	1	1	1	1	1	1	1	100
5293	1	1	1	1	1	1	1	1	1	1	1	100
5294	1	1	1	1	1	1	1	1	1	1	1	100
5295	1	1	1	1	1	1	1	1	1	1	1	100
5300	1	1	1	1	1	1	1	1	1	1	1	100
5305	1	1	1	1	1	1	1	1	1	1	1	100
5306	1	1	1	1	1	1	1	1	1	1	1	100
5307	1	1	1	1	1	1	1	1	1	1	1	100
5308	1	1	1	1	1	1	1	1	1	1	1	100
5309	1	1	1	1	1	1	1	1	1	1	1	100
5309.6(FH)	1	1	1	1	1	0	1	1	1	1	1	90
5310	0	0	0	0	0	0	0	0	0	0	0	0
Radar Type 0-Detection Bandwidth (MHz) = (FH-FL) = (5309.6MHz-5290.3MHz)=											19.300	
UNII Detection Bandwidth Min. Limit (MHz) =											19.300	
Test Result											Complied	



EUT Frequency=5310 MHz												
Channel Bandwidth (MHz)	40											
Radar Frequency (MHz)	DFS Detection Trials (1=Detection, 0= No Detection)										Detection Rate (%)	
	1	2	3	4	5	6	7	8	9	10		
5290	0	0	0	0	0	0	0	0	0	0	0	0
5290.5(FL)	1	1	0	1	1	1	1	1	1	1	1	90
5291	1	1	1	1	1	1	1	1	1	1	1	100
5292	1	1	1	1	1	1	1	1	1	1	1	100
5293	1	1	1	1	1	1	1	1	1	1	1	100
5294	1	1	1	1	1	1	1	1	1	1	1	100
5295	1	1	1	1	1	1	1	1	1	1	1	100
5300	1	1	1	1	1	1	1	1	1	1	1	100
5305	1	1	1	1	1	1	1	1	1	1	1	100
5310	1	1	1	1	1	1	1	1	1	1	1	100
5315	1	1	1	1	1	1	1	1	1	1	1	100
5320	1	1	1	1	1	1	1	1	1	1	1	100
5325	1	1	1	1	1	1	1	1	1	1	1	100
5326	1	1	1	1	1	1	1	1	1	1	1	100
5327	1	1	1	1	1	1	1	1	1	1	1	100
5328	1	1	1	1	1	1	1	1	1	1	1	100
5329	1	1	1	1	1	1	1	1	1	1	1	100
5329.5(FH)	1	0	1	1	1	1	1	1	1	1	1	90
5330	0	0	0	0	0	0	0	0	0	0	0	0
Radar Type 0-Detection Bandwidth (MHz) = (FH-FL) = (5329.5MHz-5290.5MHz)=											39.000	
UNII Detection Bandwidth Min. Limit (MHz) =											39.000	
Test Result											Complied	



EUT Frequency=5290 MHz												
Channel Bandwidth (MHz)	80											
Radar Frequency (MHz)	DFS Detection Trials (1=Detection, 0= No Detection)										Detection Rate (%)	
	1	2	3	4	5	6	7	8	9	10		
5251	0	0	0	0	0	0	0	0	0	0	0	0
5251.4(FL)	1	1	1	0	1	1	1	1	1	1	1	90
5252	1	1	1	1	1	1	1	1	1	1	1	100
5253	1	1	1	1	1	1	1	1	1	1	1	100
5254	1	1	1	1	1	1	1	1	1	1	1	100
5255	1	1	1	1	1	1	1	1	1	1	1	100
5260	1	1	1	1	1	1	1	1	1	1	1	100
5265	1	1	1	1	1	1	1	1	1	1	1	100
5270	1	1	1	1	1	1	1	1	1	1	1	100
5275	1	1	1	1	1	1	1	1	1	1	1	100
5280	1	1	1	1	1	1	1	1	1	1	1	100
5285	1	1	1	1	1	1	1	1	1	1	1	100
5290	1	1	1	1	1	1	1	1	1	1	1	100
5295	1	1	1	1	1	1	1	1	1	1	1	100
5300	1	1	1	1	1	1	1	1	1	1	1	100
5305	1	1	1	1	1	1	1	1	1	1	1	100
5310	1	1	1	1	1	1	1	1	1	1	1	100
5315	1	1	1	1	1	1	1	1	1	1	1	100
5320	1	1	1	1	1	1	1	1	1	1	1	100
5325	1	1	1	1	1	1	1	1	1	1	1	100
5326	1	1	1	1	1	1	1	1	1	1	1	100
5327	1	1	1	1	1	1	1	1	1	1	1	100
5328	1	1	1	1	1	1	1	1	1	1	1	100
5328.8(FH)	1	1	1	1	1	1	0	1	1	1	1	90
5329	0	0	0	0	0	0	0	0	0	0	0	0
Radar Type 0-Detection Bandwidth (MHz) = (FH-FL) = (5328.8MHz-5251.4MHz)=											77.400	
UNII Detection Bandwidth Min. Limit (MHz) =											77.300	
Test Result											Complied	



EUT Frequency=5250 MHz												
Channel Bandwidth (MHz)	160											
Radar Frequency (MHz)	DFS Detection Trials (1=Detection, 0= No Detection)										Detection Rate (%)	
	1	2	3	4	5	6	7	8	9	10		
5249	0	0	0	0	0	0	0	0	0	0	0	0
5250(FL)	1	1	1	1	0	1	1	1	1	1	1	90
5251	1	1	1	1	1	1	1	1	1	1	1	100
5252	1	1	1	1	1	1	1	1	1	1	1	100
5253	1	1	1	1	1	1	1	1	1	1	1	100
5254	1	1	1	1	1	1	1	1	1	1	1	100
5255	1	1	1	1	1	1	1	1	1	1	1	100
5260	1	1	1	1	1	1	1	1	1	1	1	100
5265	1	1	1	1	1	1	1	1	1	1	1	100
5270	1	1	1	1	1	1	1	1	1	1	1	100
5275	1	1	1	1	1	1	1	1	1	1	1	100
5280	1	1	1	1	1	1	1	1	1	1	1	100
5285	1	1	1	1	1	1	1	1	1	1	1	100
5290	1	1	1	1	1	1	1	1	1	1	1	100
5295	1	1	1	1	1	1	1	1	1	1	1	100
5300	1	1	1	1	1	1	1	1	1	1	1	100
5305	1	1	1	1	1	1	1	1	1	1	1	100
5310	1	1	1	1	1	1	1	1	1	1	1	100
5315	1	1	1	1	1	1	1	1	1	1	1	100
5320	1	1	1	1	1	1	1	1	1	1	1	100
5325	1	1	1	1	1	1	1	1	1	1	1	100
5326	1	1	1	1	1	1	1	1	1	1	1	100
5327	1	1	1	1	1	1	1	1	1	1	1	100
5328	1	1	1	1	1	1	1	1	1	1	1	100
5328.6(FH)	1	1	1	1	1	0	1	1	1	1	1	90
5329	0	0	0	0	0	0	0	0	0	0	0	0
Radar Type 0-Detection Bandwidth (MHz) = (FH-FL) = (5328.6MHz-5250MHz)=											78.600	
UNII Detection Bandwidth Min. Limit (MHz) =											78.600	
Test Result											Complied	



3.4 Channel Availability Check (CAC)

3.4.1 Channel Availability Check Limit

Channel Availability Check Limit	
<input checked="" type="checkbox"/>	The EUT shall perform a Channel Availability Check to ensure that there is no radar operating on the channel. After power-up sequence, receive at least 1 minute (60 sec) on the intended operating frequency.

3.4.2 Measuring Instruments

Refer a test equipment and calibration data table in this test report.

3.4.3 Test Procedures

Test Method	
<input checked="" type="checkbox"/>	For Initial Channel Availability Check Time. The EUT does not emit beacon, control, or data signals on the test Channel until the power-up sequence has been completed and the UNII device checks for Radar Waveforms for one minute on the test Channel. This test does not use any Radar Waveforms.
<input checked="" type="checkbox"/>	For Radar Burst at the Beginning of the Channel Availability Check Time. To verify successful radar detection on the selected Channel during a period equal to the Beginning of the Channel Availability Check Time.
<input checked="" type="checkbox"/>	For Radar Burst at the End of the Channel Availability Check Time. To verify successful radar detection on the selected Channel during a period equal to the End of the Channel Availability Check Time.

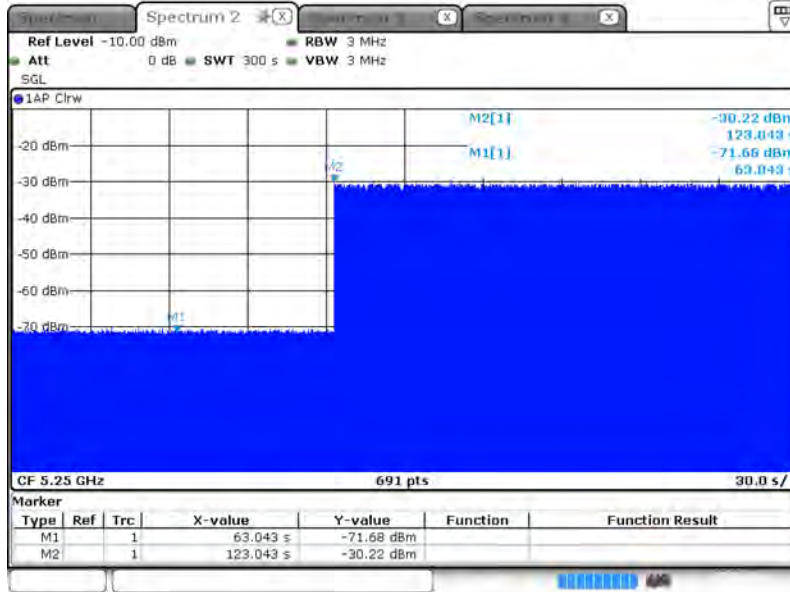


3.4.4 Test Result of Initial Channel Availability Check Time

For AP Router mode (Master):

Modulation Mode	Freq.	Radar Test Signal
802.11be (EHT160)	5250 MHz	N/A

The EUT does not transmit any beacon or data transmissions until at least 1 minute after the completion of the power-on cycle (63.043 sec). The initial CAC time of the EUT is indicated by marker 1 (63.043 sec). Initial beacons/data transmissions are indicated by marker 2 (123.043 sec).



Date: 7.MAY.2024 16:13:08

Test Result	Complied
--------------------	-----------------

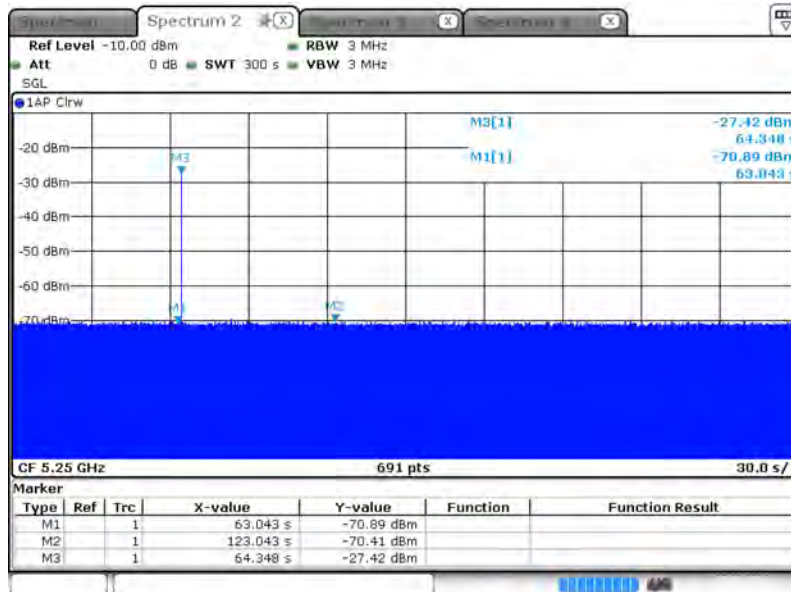


3.4.5 Test Result of Radar Burst at the Beginning of the Channel Availability Check Time

For AP Router mode (Master):

Modulation Mode	Freq. (MHz)	Radar Type Signal
802.11be (EHT160)	5250 MHz	0

Visual indication on the EUT of successful detection of the radar Burst will be recorded and reported. Observation of emissions will continue for 235.652 seconds after the radar Burst has been generated. Verify that during the 300 seconds measurement window no EUT transmissions occurred.



Date: 7.MAY.2024 16:25:18

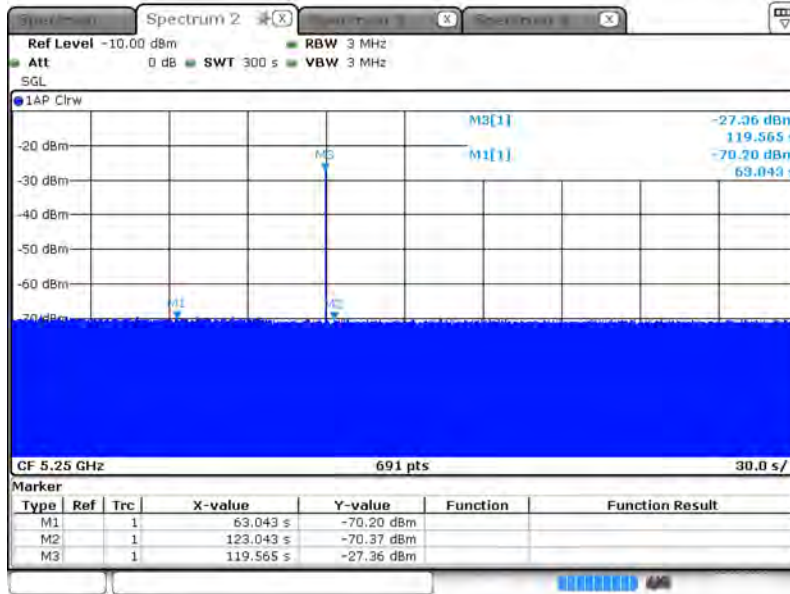
Test Result	Complied



3.4.6 Test Result of Radar Burst at the End of the Channel Availability Check Time For AP Router mode (Master):

Modulation Mode	Freq. (MHz)	Radar Type Signal
802.11be (EHT160)	5250 MHz	0

Visual indication on the EUT of successful detection of the radar Burst will be recorded and reported. Observation of emissions will continue for 180.435 seconds after the radar Burst has been generated. Verify that during the 300 seconds measurement window no EUT transmissions occurred.



Date: 7 MAY 2024 16:35:45

Test Result	Complied
--------------------	-----------------



3.5 In-service Monitoring

3.5.1 In-service Monitoring Limit

In-service Monitoring Limit	
Channel Move Time	10 sec
Channel Closing Transmission Time	200 ms + an aggregate of 60 ms over remaining 10 sec periods.
Non-occupancy period	Minimum 30 minutes

3.5.2 Measuring Instruments

Refer a test equipment and calibration data table in this test report.

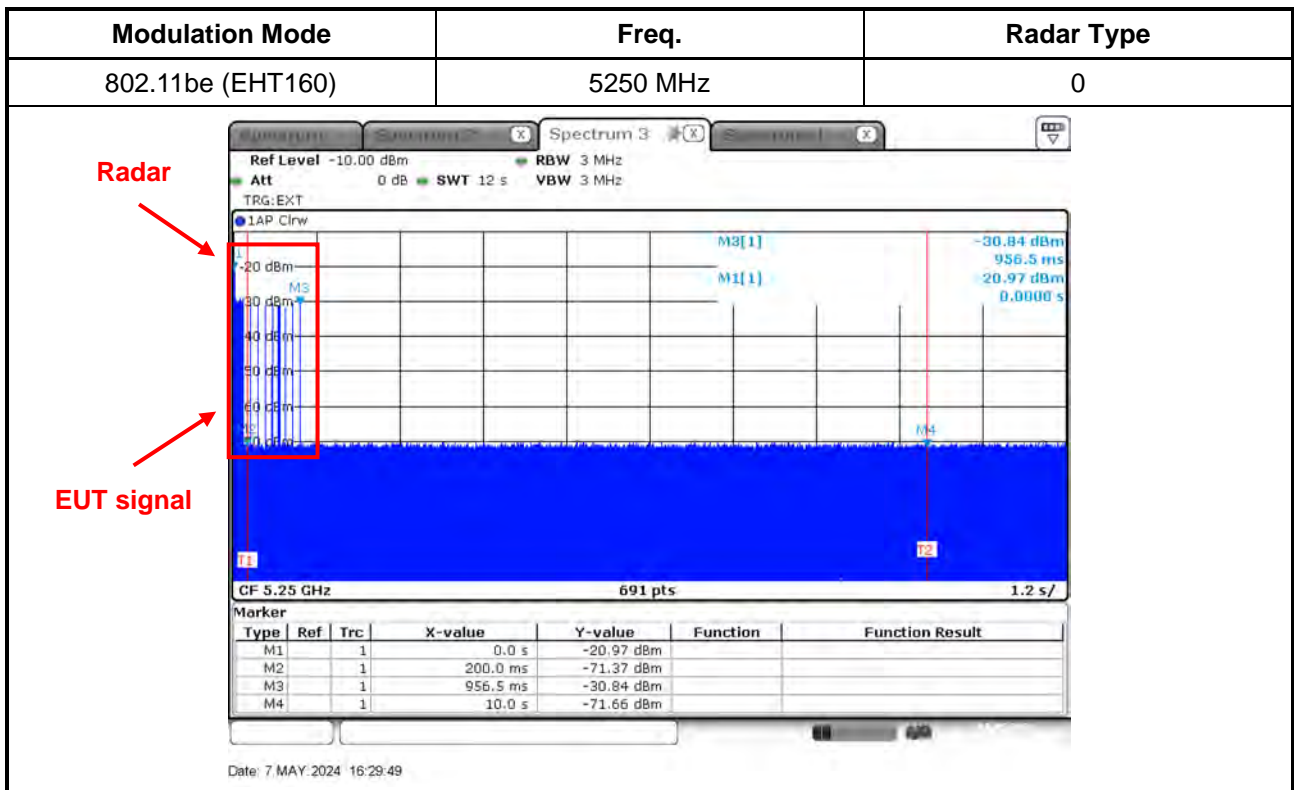
3.5.3 Test Procedures

Test Method	
<input checked="" type="checkbox"/>	Verified during In-Service Monitoring; Channel Closing Transmission Time, Channel Move Time. Client Device will associate with the EUT. Observe the transmissions of the EUT at the end of the radar Burst on the Operating Channel for duration greater than 10 seconds. Measure and record the transmissions from the EUT during the observation time (Channel Move Time). Compare the Channel Move Time and Channel Closing Transmission Time limits.
<input checked="" type="checkbox"/>	Verified during In-Service Monitoring; Channel Closing Transmission Time, Channel Move Time. One 12 sec plot needs to be reported for the Short Pulse Radar Types 0 sec plot. And zoom-in a 60 ms plot verified channel closing time for the aggregate transmission time starting from 200ms after the end of the radar signal to the completion of the channel move.
<input checked="" type="checkbox"/>	Verified during In-Service Monitoring; Non-Occupancy Period. Client Device will associate with the EUT. Observe the transmissions of the EUT at the end of the radar Burst on the Operating Channel for duration greater than 10 seconds. Measure and record the transmissions from the EUT during the observation time (Non-Occupancy Period). Compare the Non-Occupancy Period limits.

3.5.4 Test Result of Channel Move Time

For AP Router mode (Master):
Modulation Mode: 802.11be (EHT160)

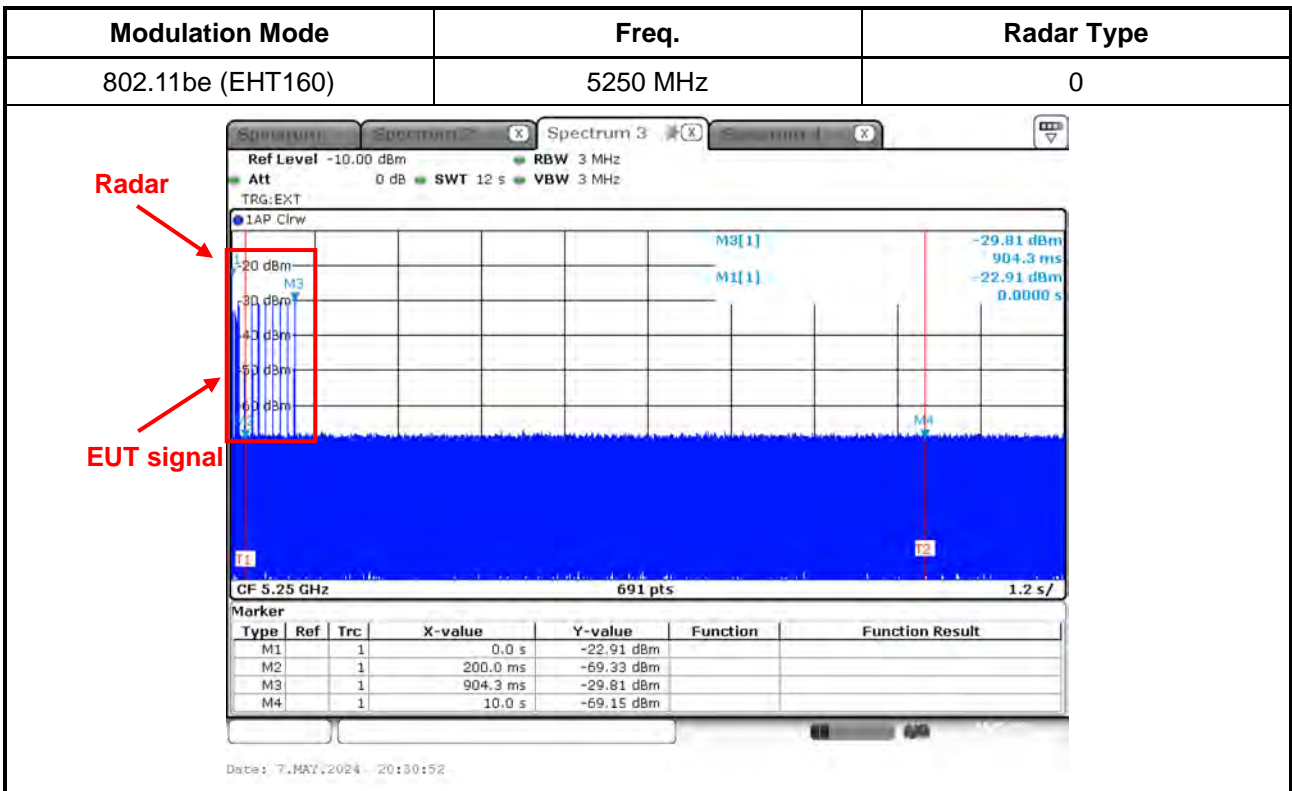
Parameter	Test Result	Limit
	Type 0	
Test Channel (MHz)	5250 MHz	-
Channel Move Time (sec.)	0.956	< 10s





For Bridge mode (Slave without radar detection):
 Modulation Mode: 802.11be (EHT160)

Parameter	Test Result	Limit
	Type 0	
Test Channel (MHz)	5250 MHz	-
Channel Move Time (sec.)	0.904	< 10s





3.5.5 Test Result of Channel Closing Transmission Time

For AP Router mode (Master):
Modulation Mode: 802.11be (EHT160)

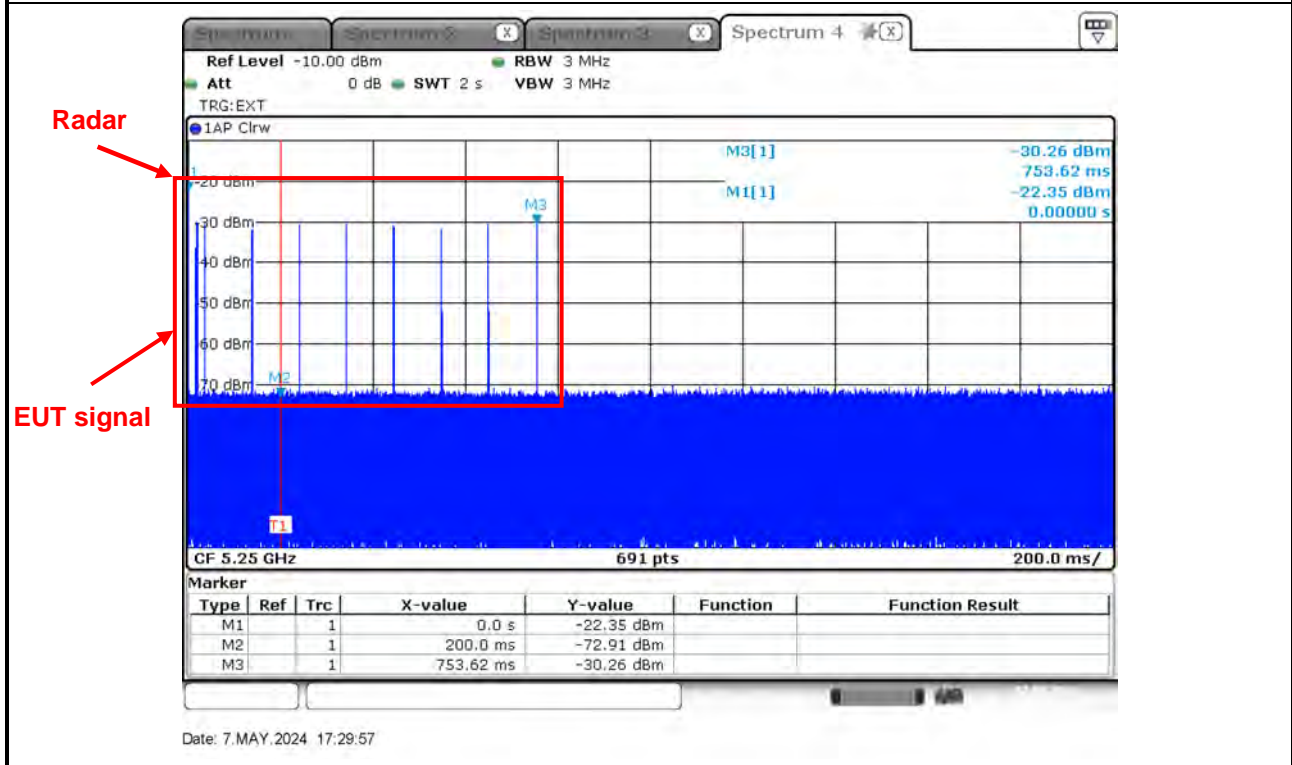
Parameter	Test Result	Limit
	Type 0	
Test Channel (MHz)	5250 MHz	-
Channel Closing Transmission Time (ms) (Note)	20.290	< 60ms

Note: The Channel Closing Transmission Time is comprised of 200 milliseconds starting at the beginning of the Channel Move Time plus any additional intermittent control signals required to facilitate a Channel move (an aggregate of 60 milliseconds) during the remainder of the 10 seconds period. The aggregate duration of control signals will not count quiet periods in between transmissions.



Modulation Mode	Freq.	Radar Type
802.11be (EHT160)	5250 MHz	0

Channel Closing Transmission Time is comprised of 200 ms starting at the beginning of the Channel Move Time plus 60ms additional intermittent control signals



Dwell is the dwell time per spectrum analyzer sampling bin.

S is the sweep time

B is the number of spectrum analyzer sampling bins

C is the intermittent control signals of Channel Closing Transmission Time

N is the number of spectrum analyzer sampling bins (intermittent control signals) showing a U-NII transmission

$$\text{Dwell (2.900 ms)} = S (2000 \text{ ms}) / B (690)$$

$$C (20.290 \text{ ms}) = N (7) \times \text{Dwell (2.900 ms)}$$



**For Bridge mode (Slave without radar detection):
Modulation Mode: 802.11be (EHT160)**

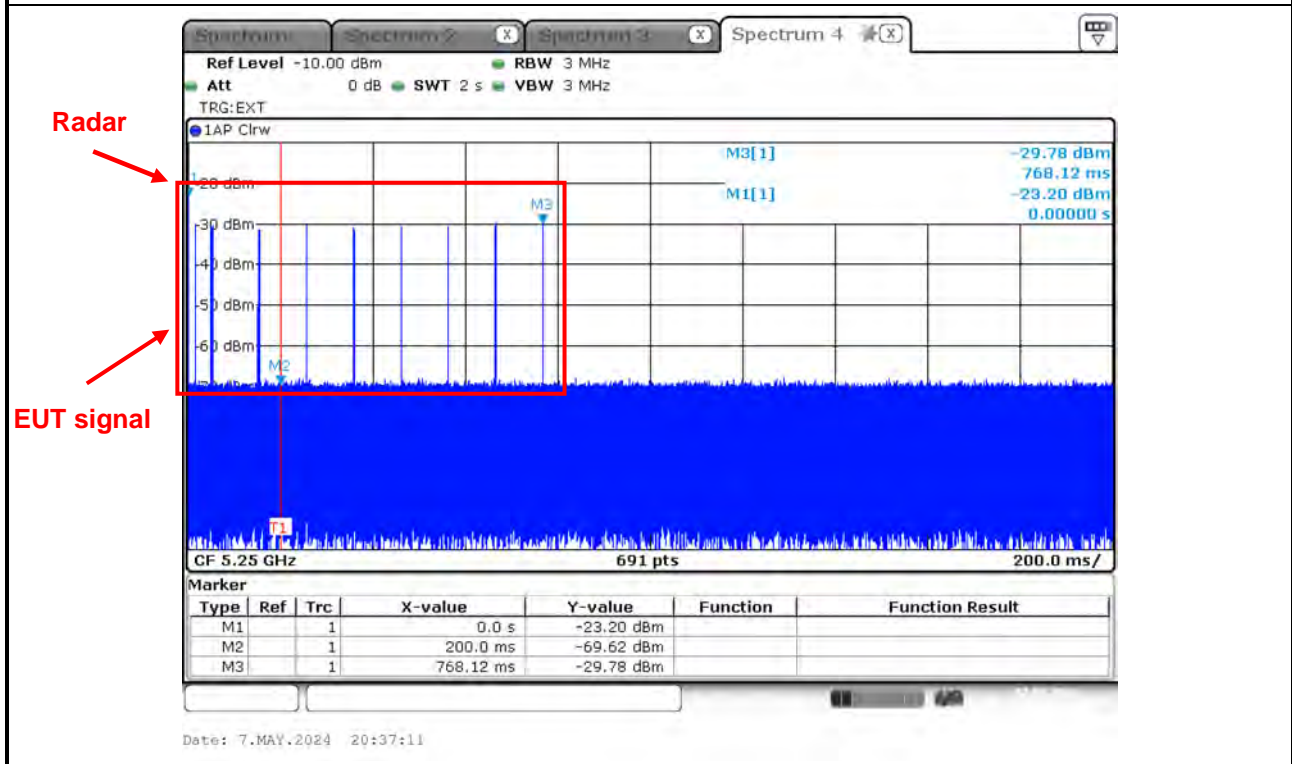
Parameter	Test Result	Limit
	Type 0	
Test Channel (MHz)	5250 MHz	-
Channel Closing Transmission Time (ms) (Note)	23.188	< 60ms

Note: The Channel Closing Transmission Time is comprised of 200 milliseconds starting at the beginning of the Channel Move Time plus any additional intermittent control signals required to facilitate a Channel move (an aggregate of 60 milliseconds) during the remainder of the 10 seconds period. The aggregate duration of control signals will not count quiet periods in between transmissions.



Modulation Mode	Freq.	Radar Type
802.11be (EHT160)	5250 MHz	0

Channel Closing Transmission Time is comprised of 200 ms starting at the beginning of the Channel Move Time plus 60ms additional intermittent control signals



Dwell is the dwell time per spectrum analyzer sampling bin.

S is the sweep time

B is the number of spectrum analyzer sampling bins

C is the intermittent control signals of Channel Closing Transmission Time

N is the number of spectrum analyzer sampling bins (intermittent control signals) showing a U-NII transmission

$$\text{Dwell (2.899 ms)} = S (2000 \text{ ms}) / B (690)$$

$$C (23.188 \text{ ms}) = N (8) \times \text{Dwell (2.899 ms)}$$



3.5.6 Test Result of Non-Occupancy Period

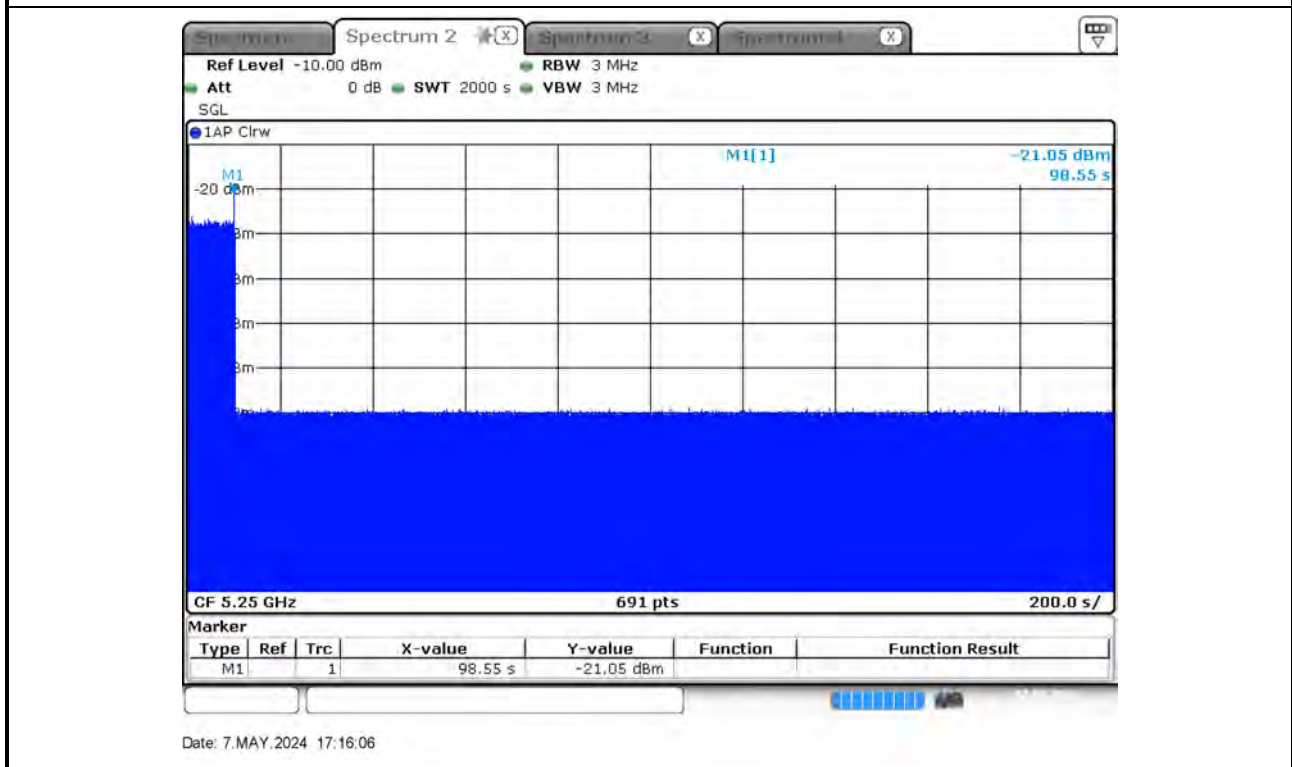
For AP Router mode (Master):
 Modulation Mode: 802.11be (EHT160)

Parameter	Test Result	Limit
	Type 0	
Test Channel (MHz)	5250 MHz	-
Non-Occupancy Period (min.)	≥ 30	≥ 30 min

Modulation Mode	Freq.
802.11be (EHT160)	5250 MHz

Non-Occupancy Period

During the 30 minutes observation time, UUT did not make any transmissions on a channel after a radar signal was detected on that channel by either the Channel Availability Check or the In-Service Monitoring.



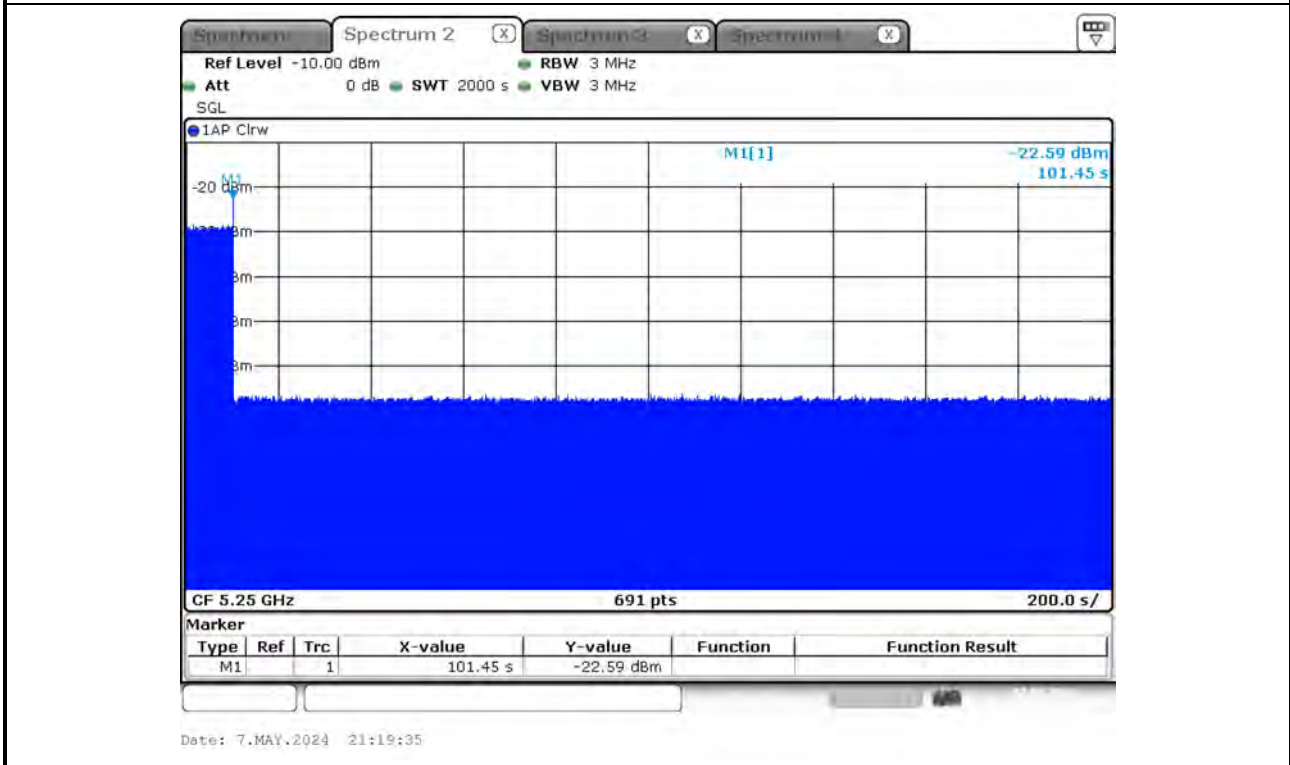


For Bridge mode (Slave without radar detection):

Modulation Mode	Freq.
802.11be (EHT160)	5250 MHz

Non-Occupancy Period

During the 30 minutes observation time, UUT did not make any transmissions on a channel after a radar signal was detected on that channel by either the Channel Availability Check or the In-Service Monitoring.

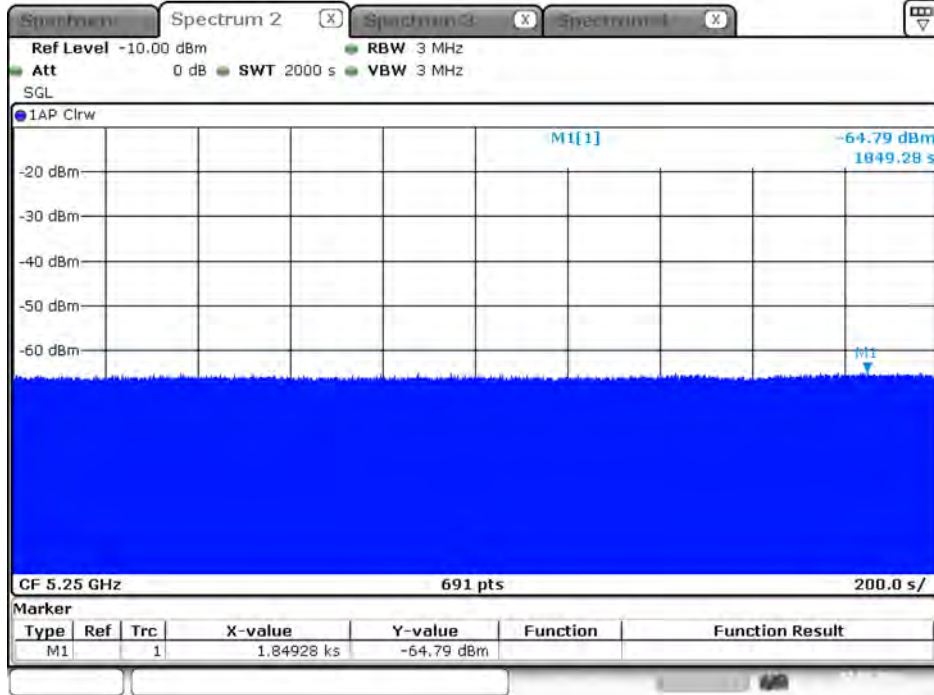




Non-associated test

Master was off.

During the 30 minutes observation time, The UUT did not make any transmissions in the DFS band after UUT power up.



Date: 7.MAY.2024 23:41:35



3.6 Statistical Performance Check

3.6.1 Statistical Performance Check Limit

Radar Type	Minimum Percentage of Successful Detection (Pd)	Minimum Trials
1	60%	30
2	60%	30
3	60%	30
4	60%	30
Aggregate (Radar Types 1-4)	80%	120
5	80%	30
6	70%	30

The percentage of successful detection is calculated by:

$$\frac{\text{TotalWaveformDetections}}{\text{TotalWaveformTrails}} \times 100 = \text{Probability of Detection Radar Waveform}$$

In addition an aggregate minimum percentage of successful detection across all Short Pulse Radar Types 1-4 is required and is calculated as follows:

$$\frac{Pd1 + Pd2 + Pd3 + Pd4}{4}$$

3.6.2 Measuring Instruments

Refer a test equipment and calibration data table in this test report.

3.6.3 Test Procedures

Test Method
<input checked="" type="checkbox"/> For Statistical Performance Check test. Demonstrating a minimum channel loading of approximately 17% or greater of the test. Observe the transmissions of the UUT at the end of the Burst on the Operating Channel for duration greater than 10 seconds for Short Pulse Radar Types 1-4 and 6 to ensure detection occurs. Then Observe the transmissions of the UUT at the end of the Burst on the Operating Channel for duration greater than 22 seconds for Long Pulse Radar Type 5 to ensure detection occurs. The device can utilize a test mode to demonstrate when detection occurs to prevent the need to reset the device between trial runs.



3.6.4 Test Result of Statistical Performance Check

For AP Router mode (Master):
Modulation Mode: 802.11be (EHT20)

Type 1 Radar Statistical Performance

Trial #	Test Freq. (MHz)	Pulse Repetition Frequency Number	Pulse Repetition Frequency (Pulse Per Second)	PRI (us)	1=Detection 0=No Detection
1	5303	1	1930.5	518	1
2	5295	23	326.2	3066	1
3	5292	19	1139.0	878	1
4	5295	12	1355.0	738	1
5	5302	4	1730.1	578	1
6	5308	8	1519.8	658	1
7	5294	15	1253.1	798	1
8	5303	6	1618.1	618	1
9	5294	14	1285.3	778	0
10	5301	3	1792.1	558	1
11	5296	13	1319.3	758	1
12	5299	9	1474.9	678	1
13	5299	7	1567.4	638	1
14	5306	17	1193.3	838	1
15	5302	10	1432.7	698	1
16	5297	-	1692.0	591	1
17	5297	-	328.1	3048	1
18	5294	-	373.4	2678	1
19	5301	-	574.4	1741	1
20	5298	-	1216.5	822	1
21	5296	-	801.3	1248	0
22	5293	-	488.5	2047	1
23	5300	-	956.0	1046	1
24	5303	-	517.6	1932	1
25	5307	-	1422.5	703	1
26	5305	-	542.0	1845	1
27	5297	-	741.3	1349	1
28	5298	-	881.8	1134	1
29	5297	-	427.4	2340	1
30	5292	-	628.9	1590	1
Detection Percentage (%)					93.333
Limit					60%
Test Result					Complied



Type 2 Radar Statistical Performance

Trial #	Test Freq. (MHz)	Pulse Width (us)	PRI (us)	Pulses / Burst	1=Detection 0=No Detection
1	5297	2.6	221	23	1
2	5302	4.6	198	27	1
3	5301	1.1	184	29	1
4	5295	4.8	203	24	1
5	5306	2.4	162	25	0
6	5299	3.4	204	28	1
7	5305	2.3	170	27	0
8	5307	3.5	184	23	1
9	5293	4.9	150	27	1
10	5309	4.6	211	29	1
11	5302	2.9	158	23	1
12	5301	2.6	226	27	0
13	5292	1.6	204	26	1
14	5308	3.9	181	25	1
15	5305	4.6	202	24	0
16	5296	4.1	194	27	1
17	5308	2.3	193	28	1
18	5308	3.9	173	29	1
19	5301	4.3	188	23	1
20	5295	1.5	215	26	0
21	5303	4.9	227	27	1
22	5307	1.1	199	23	1
23	5304	4.5	155	29	0
24	5301	4.0	190	27	1
25	5295	2.4	151	23	1
26	5302	2.5	180	28	0
27	5293	2.5	228	23	1
28	5308	2.5	203	25	0
29	5291	1.5	188	25	0
30	5305	1.9	217	24	1
Detection Percentage (%)					70.000
Limit					60%
Test Result					Complied



Type 3 Radar Statistical Performance

Trial #	Test Freq. (MHz)	Pulse Width (us)	PRI (us)	Pulses / Burst	1=Detection ; 0=No Detection
1	5303	8.0	205	16	1
2	5300	6.7	382	18	1
3	5299	8.6	418	16	1
4	5303	9.4	351	17	1
5	5303	7.4	383	18	1
6	5294	9.8	232	16	1
7	5301	9.1	377	17	1
8	5297	9.6	457	16	1
9	5301	8.0	471	18	1
10	5308	9.0	304	18	1
11	5299	8.0	316	17	0
12	5295	9.8	325	16	1
13	5301	8.0	409	17	1
14	5298	9.9	200	17	1
15	5307	8.8	458	16	1
16	5291	8.0	232	18	0
17	5298	8.3	250	16	1
18	5293	8.7	270	16	1
19	5295	7.7	350	17	1
20	5299	7.1	230	16	1
21	5296	7.3	416	18	1
22	5300	7.6	498	18	1
23	5296	7.3	286	17	0
24	5307	7.3	287	16	1
25	5302	7.5	462	17	1
26	5298	6.2	300	17	1
27	5294	6.4	323	18	1
28	5306	7.1	420	16	1
29	5298	7.2	395	18	1
30	5301	8.4	377	16	1
Detection Percentage (%)					90.000
Limit					60%
Test Result					Complied



Type 4 Radar Statistical Performance

Trial #	Test Freq. (MHz)	Pulse Width (us)	PRI (us)	Pulses / Burst	1=Detection 0=No Detection
1	5303	18.0	242	15	1
2	5307	19.9	279	12	1
3	5300	12.9	487	14	1
4	5303	15.0	452	13	1
5	5305	16.3	230	12	1
6	5295	19.8	238	13	1
7	5303	18.2	420	16	1
8	5308	16.3	452	15	0
9	5292	14.2	495	12	1
10	5302	17.8	228	16	1
11	5298	19.1	211	16	1
12	5300	18.4	283	15	0
13	5308	11.8	411	12	1
14	5307	14.2	284	13	1
15	5301	13.9	202	12	1
16	5306	17.8	340	14	1
17	5308	15.6	290	16	1
18	5298	14.6	250	16	1
19	5308	14.4	484	15	1
20	5308	18.9	387	13	0
21	5299	11.1	348	15	1
22	5298	13.8	291	16	1
23	5299	14.3	295	12	1
24	5302	12.5	300	12	1
25	5307	12.5	322	14	1
26	5294	12.5	383	13	1
27	5295	15.7	322	16	0
28	5291	19.8	469	13	1
29	5299	18.6	406	15	1
30	5295	15.9	238	14	1
Detection Percentage (%)					86.667
Limit					60%
Test Result					Complied



Total Type 1~4 Radar Statistical Performance

Radar Type #	Detection Percentage (%)
1	93.333
2	70.000
3	90.000
4	86.667
Aggregate (Radar Types 1-4)	85.000
Limit	80%
Test Result	Complied



Type 5 Radar Statistical Performance

Center Freq. (MHz)	Low Edge (MHz)	High Edge (MHz)	VSG Freq. (MHz)	Detection
5300	5290.3	5309.6		
Trial	Chirp	Offset		
1	5	2	5300.0	0
2	20	8	5300.0	1
3	7	2.8	5300.0	1
4	8	3.2	5300.0	1
5	9	3.6	5300.0	1
6	10	4	5300.0	0
7	11	4.4	5300.0	1
8	12	4.8	5300.0	1
9	13	5.2	5300.0	1
10	14	5.6	5300.0	0
11	15	6	5296.3	1
12	16	6.4	5296.7	1
13	17	6.8	5297.1	1
14	20	8	5298.3	1
15	19	7.6	5297.9	0
16	18	7.2	5297.5	1
17	17	6.8	5297.1	0
18	16	6.4	5296.7	1
19	15	6	5296.3	1
20	14	5.6	5295.9	1
21	13	5.2	5304.4	1
22	12	4.8	5304.8	1
23	11	4.4	5305.2	1
24	10	4	5305.6	1
25	9	3.6	5306.0	1
26	8	3.2	5306.4	1
27	18	7.2	5302.4	1
28	19	7.6	5302.0	0
29	20	8	5301.6	1
30	5	2	5307.6	1
Total				25
Detection Percentage (%)				80%
Limit				80%
Test Result				Complied



Trial Number			1			
Number of Bursts in Trial			8			
Chirp Center Frequency			5300.0			
Burst	No. of Pulses	Pulse Width (us)	Chirp Width (MHz)	Pulse 1-to-2 Spacing (us)	Pulse 2-to-3 Spacing (us)	Starting Location Within Interval (ms)
1	1	62.1	5	-	-	1091
2	2	56	5	1729	-	133
3	2	91.3	5	1230	-	1057
4	3	50.7	5	1762	1616	1442
5	2	92.6	5	1723	-	544
6	2	87.3	5	1302	-	1089
7	2	59.5	5	1291	-	1374
8	2	52.2	5	1653	-	1237
Detection Check (1=Detection; 0=No Detection)						0

Trial Number			2			
Number of Bursts in Trial			9			
Chirp Center Frequency			5300.0			
Burst	No. of Pulses	Pulse Width (us)	Chirp Width (MHz)	Pulse 1-to-2 Spacing (us)	Pulse 2-to-3 Spacing (us)	Starting Location Within Interval (ms)
1	3	90	20	1007	1326	30
2	2	73.7	20	1785	-	979
3	1	78.1	20	-	-	683
4	2	92.4	20	1281	-	950
5	1	61.2	20	-	-	612
6	3	67.2	20	1525	1870	17
7	1	78.5	20	-	-	429
8	2	60.3	20	1931	-	936
9	3	92.9	20	1403	1476	548
Detection Check (1=Detection; 0=No Detection)						1



Trial Number			3			
Number of Bursts in Trial			10			
Chirp Center Frequency			5300.0			
Burst	No. of Pulses	Pulse Width (us)	Chirp Width (MHz)	Pulse 1-to-2 Spacing (us)	Pulse 2-to-3 Spacing (us)	Starting Location Within Interval (ms)
1	3	63.4	7	1574	1607	801
2	1	98	7	-	-	966
3	1	58.7	7	-	-	185
4	1	88	7	-	-	1012
5	3	79.5	7	1562	1370	943
6	3	57.1	7	1900	1188	686
7	2	64.4	7	1090	-	599
8	1	78.7	7	-	-	1089
9	1	69.3	7	-	-	188
10	3	55.3	7	1375	1691	933
Detection Check (1=Detection; 0=No Detection)						1

Trial Number			4			
Number of Bursts in Trial			11			
Chirp Center Frequency			5300.0			
Burst	No. of Pulses	Pulse Width (us)	Chirp Width (MHz)	Pulse 1-to-2 Spacing (us)	Pulse 2-to-3 Spacing (us)	Starting Location Within Interval (ms)
1	2	74.3	8	1642	-	24
2	1	83.1	8	-	-	985
3	2	59.5	8	1680	-	988
4	2	59.8	8	1786	-	800
5	2	77.6	8	1617	-	339
6	2	79.9	8	1553	-	1040
7	1	56	8	-	-	544
8	3	71.4	8	1406	1927	452
9	1	97.4	8	-	-	204
10	2	98.3	8	1037	-	926
11	1	63.6	8	-	-	1052
Detection Check (1=Detection; 0=No Detection)						1



Trial Number			5			
Number of Bursts in Trial			12			
Chirp Center Frequency			5300.0			
Burst	No. of Pulses	Pulse Width (us)	Chirp Width (MHz)	Pulse 1-to-2 Spacing (us)	Pulse 2-to-3 Spacing (us)	Starting Location Within Interval (ms)
1	1	50	9	-	-	557
2	2	62.5	9	1731	-	567
3	2	55.4	9	1070	-	460
4	1	65.7	9	-	-	4
5	2	58	9	1512	-	64
6	2	60.9	9	1230	-	650
7	3	89.6	9	1598	1738	235
8	3	84.4	9	1271	1617	873
9	3	72.3	9	1498	1321	901
10	1	58.9	9	-	-	663
11	2	74.8	9	1584	-	919
12	1	71.8	9	-	-	375
Detection Check (1=Detection; 0=No Detection)						1

Trial Number			6			
Number of Bursts in Trial			13			
Chirp Center Frequency			5300.0			
Burst	No. of Pulses	Pulse Width (us)	Chirp Width (MHz)	Pulse 1-to-2 Spacing (us)	Pulse 2-to-3 Spacing (us)	Starting Location Within Interval (ms)
1	2	88.1	10	1257	-	846
2	1	58.7	10	-	-	725
3	2	97.1	10	1037	-	30
4	3	83.1	10	1029	1106	490
5	1	62.1	10	-	-	262
6	2	71.4	10	1058	-	283
7	2	86.3	10	1867	-	49
8	3	77.3	10	1418	1876	634
9	1	78.9	10	-	-	304
10	3	79.2	10	1055	1572	564
11	3	52	10	1582	1836	852
12	3	56.5	10	1195	1542	525
13	3	100	10	1638	1729	750
Detection Check (1=Detection; 0=No Detection)						1



Trial Number			7			
Number of Bursts in Trial			14			
Chirp Center Frequency			5300.0			
Burst	No. of Pulses	Pulse Width (us)	Chirp Width (MHz)	Pulse 1-to-2 Spacing (us)	Pulse 2-to-3 Spacing (us)	Starting Location Within Interval (ms)
1	2	92.7	11	1208	-	231
2	2	81.3	11	1144	-	804
3	2	60.4	11	1555	-	34
4	2	62.1	11	1320	-	427
5	1	50	11	-	-	577
6	3	65.9	11	1020	1365	3
7	2	73.8	11	1308	-	51
8	2	74.3	11	1143	-	360
9	1	62.9	11	-	-	394
10	2	74.8	11	1404	-	317
11	2	69.7	11	1309	-	532
12	2	69.8	11	1688	-	339
13	2	77.4	11	1857	-	381
14	1	55.1	11	-	-	426
Detection Check (1=Detection; 0=No Detection)						1

Trial Number			8			
Number of Bursts in Trial			15			
Chirp Center Frequency			5300.0			
Burst	No. of Pulses	Pulse Width (us)	Chirp Width (MHz)	Pulse 1-to-2 Spacing (us)	Pulse 2-to-3 Spacing (us)	Starting Location Within Interval (ms)
1	1	91.7	12	-	-	776
2	2	90	12	1196	-	187
3	3	92.3	12	1486	1853	448
4	2	66.8	12	1545	-	702
5	1	64	12	-	-	403
6	3	95.4	12	1123	1473	230
7	3	66.8	12	1867	1401	604
8	3	67.7	12	1472	1397	38
9	1	68.2	12	-	-	735
10	2	82.2	12	1297	-	610
11	1	92.1	12	-	-	618
12	2	57	12	1764	-	705
13	2	58.5	12	1310	-	22
14	3	85.5	12	1630	1447	641
15	2	82.2	12	1371	-	109
Detection Check (1=Detection; 0=No Detection)						1



Trial Number			9			
Number of Bursts in Trial			16			
Chirp Center Frequency			5300.0			
Burst	No. of Pulses	Pulse Width (us)	Chirp Width (MHz)	Pulse 1-to-2 Spacing (us)	Pulse 2-to-3 Spacing (us)	Starting Location Within Interval (ms)
1	2	74.4	13	1707	-	442
2	2	63.6	13	1725	-	280
3	2	71.3	13	1704	-	459
4	3	77.6	13	1063	1405	197
5	3	65.2	13	1731	1294	101
6	3	55.1	13	1109	1549	17
7	2	96.8	13	1034	-	131
8	3	80.8	13	1533	1051	365
9	1	60.4	13	-	-	222
10	2	61.8	13	1312	-	371
11	2	71.3	13	1657	-	33
12	2	98.1	13	1024	-	291
13	1	57.9	13	-	-	188
14	1	91.8	13	-	-	163
15	2	56.7	13	1259	-	426
16	2	89.7	13	1690	-	606
Detection Check (1=Detection; 0=No Detection)						1



Trial Number			10			
Number of Bursts in Trial			17			
Chirp Center Frequency			5300.0			
Burst	No. of Pulses	Pulse Width (us)	Chirp Width (MHz)	Pulse 1-to-2 Spacing (us)	Pulse 2-to-3 Spacing (us)	Starting Location Within Interval (ms)
1	2	74.4	14	1107	-	462
2	1	87.6	14	-	-	653
3	2	61.7	14	1741	-	457
4	2	57.5	14	1566	-	388
5	2	66.1	14	1855	-	63
6	3	70.1	14	1044	1012	136
7	1	66.4	14	-	-	343
8	1	59.2	14	-	-	349
9	2	88.3	14	1240	-	362
10	1	64.7	14	-	-	221
11	2	73	14	1703	-	144
12	2	81.7	14	1450	-	671
13	3	70.1	14	1741	1278	320
14	1	63.6	14	-	-	196
15	1	58.7	14	-	-	413
16	2	65.9	14	1478	-	170
17	1	72.7	14	-	-	564
Detection Check (1=Detection; 0=No Detection)						0



Trial Number			11			
Number of Bursts in Trial			18			
Chirp Center Frequency			5296.3			
Burst	No. of Pulses	Pulse Width (us)	Chirp Width (MHz)	Pulse 1-to-2 Spacing (us)	Pulse 2-to-3 Spacing (us)	Starting Location Within Interval (ms)
1	2	72.1	15	1193	-	130
2	3	76.3	15	1484	1390	114
3	1	86.1	15	-	-	14
4	1	73.2	15	-	-	604
5	1	81.2	15	-	-	548
6	2	99.5	15	1398	-	173
7	1	93.9	15	-	-	262
8	2	75.9	15	1921	-	38
9	3	79.2	15	1100	1429	84
10	3	77	15	1166	1799	610
11	1	91.8	15	-	-	339
12	3	56.8	15	1330	1556	580
13	2	83.1	15	1556	-	295
14	2	63	15	1552	-	156
15	1	65.7	15	-	-	439
16	1	64.5	15	-	-	188
17	1	88.5	15	-	-	419
18	1	60.6	15	-	-	205
Detection Check (1=Detection; 0=No Detection)						1



Trial Number			12			
Number of Bursts in Trial			19			
Chirp Center Frequency			5296.7			
Burst	No. of Pulses	Pulse Width (us)	Chirp Width (MHz)	Pulse 1-to-2 Spacing (us)	Pulse 2-to-3 Spacing (us)	Starting Location Within Interval (ms)
1	2	90.5	16	1299	-	381
2	2	88.4	16	1418	-	327
3	2	53.7	16	1055	-	536
4	1	80.5	16	-	-	285
5	1	50.4	16	-	-	398
6	2	61.2	16	1749	-	439
7	2	78.8	16	1065	-	129
8	3	75	16	1748	1820	325
9	2	96.7	16	1254	-	440
10	3	76.3	16	1848	1106	397
11	1	73.3	16	-	-	232
12	2	92.4	16	1317	-	91
13	2	92.4	16	1854	-	256
14	3	64.4	16	1240	1634	582
15	2	67.3	16	1473	-	117
16	2	84.1	16	1795	-	202
17	1	80.9	16	-	-	135
18	1	74.6	16	-	-	396
19	2	97.6	16	1805	-	615
Detection Check (1=Detection; 0=No Detection)						1



Trial Number			13			
Number of Bursts in Trial			20			
Chirp Center Frequency			5297.1			
Burst	No. of Pulses	Pulse Width (us)	Chirp Width (MHz)	Pulse 1-to-2 Spacing (us)	Pulse 2-to-3 Spacing (us)	Starting Location Within Interval (ms)
1	2	66.1	17	1417	-	388
2	2	86.7	17	1693	-	348
3	2	70.5	17	1263	-	215
4	2	78	17	1446	-	28
5	2	66	17	1185	-	585
6	2	80.6	17	1855	-	65
7	1	95.5	17	-	-	92
8	1	98.8	17	-	-	68
9	3	64.3	17	1641	1108	517
10	1	75.1	17	-	-	121
11	2	72.6	17	1499	-	448
12	1	60.3	17	-	-	567
13	2	54.9	17	1056	-	245
14	2	98.8	17	1023	-	584
15	2	60.9	17	1243	-	579
16	2	62.7	17	1226	-	464
17	1	80.1	17	-	-	89
18	2	70.9	17	1711	-	153
19	1	90.7	17	-	-	282
20	1	98.9	17	-	-	71
Detection Check (1=Detection; 0=No Detection)						1

Trial Number			14			
Number of Bursts in Trial			8			
Chirp Center Frequency			5298.3			
Burst	No. of Pulses	Pulse Width (us)	Chirp Width (MHz)	Pulse 1-to-2 Spacing (us)	Pulse 2-to-3 Spacing (us)	Starting Location Within Interval (ms)
1	2	67.5	20	1542	-	947
2	3	83.6	20	1272	1696	124
3	2	93.2	20	1877	-	701
4	1	55.6	20	-	-	1123
5	3	84.2	20	1733	1619	756
6	3	69.1	20	1612	1071	1
7	2	66.9	20	1905	-	7
8	3	86.8	20	1697	1621	1082
Detection Check (1=Detection; 0=No Detection)						1



Trial Number			15			
Number of Bursts in Trial			9			
Chirp Center Frequency			5297.9			
Burst	No. of Pulses	Pulse Width (us)	Chirp Width (MHz)	Pulse 1-to-2 Spacing (us)	Pulse 2-to-3 Spacing (us)	Starting Location Within Interval (ms)
1	2	62.2	19	1571	-	949
2	2	85	19	1669	-	189
3	2	64.5	19	1505	-	176
4	2	50.4	19	1325	-	538
5	2	66.1	19	1483	-	908
6	2	71.2	19	1110	-	1017
7	3	53.7	19	1445	1677	492
8	3	62.5	19	1596	1341	349
9	3	62	19	1929	1221	1105
Detection Check (1=Detection; 0=No Detection)						0

Trial Number			16			
Number of Bursts in Trial			10			
Chirp Center Frequency			5297.5			
Burst	No. of Pulses	Pulse Width (us)	Chirp Width (MHz)	Pulse 1-to-2 Spacing (us)	Pulse 2-to-3 Spacing (us)	Starting Location Within Interval (ms)
1	2	80.5	18	1910	-	284
2	2	64.2	18	1661	-	751
3	2	90.1	18	1041	-	491
4	2	69.8	18	1495	-	107
5	1	73.1	18	-	-	490
6	3	77.2	18	1418	1145	1155
7	3	52.6	18	1732	1787	772
8	2	71.4	18	1562	-	121
9	2	89.8	18	1491	-	89
10	2	76.4	18	1355	-	615
Detection Check (1=Detection; 0=No Detection)						1



Trial Number			17			
Number of Bursts in Trial			11			
Chirp Center Frequency			5297.1			
Burst	No. of Pulses	Pulse Width (us)	Chirp Width (MHz)	Pulse 1-to-2 Spacing (us)	Pulse 2-to-3 Spacing (us)	Starting Location Within Interval (ms)
1	2	51.2	17	1236	-	740
2	1	71.7	17	-	-	941
3	2	74.7	17	1164	-	370
4	2	50.9	17	1919	-	371
5	2	65.2	17	1206	-	1033
6	2	98	17	1182	-	346
7	2	58.7	17	1612	-	639
8	1	63.8	17	-	-	1056
9	3	86.3	17	1545	1065	205
10	1	94.4	17	-	-	753
11	3	88.5	17	1699	1319	58
Detection Check (1=Detection; 0=No Detection)						0

Trial Number			18			
Number of Bursts in Trial			12			
Chirp Center Frequency			5296.7			
Burst	No. of Pulses	Pulse Width (us)	Chirp Width (MHz)	Pulse 1-to-2 Spacing (us)	Pulse 2-to-3 Spacing (us)	Starting Location Within Interval (ms)
1	2	88.7	16	1405	-	448
2	3	90.2	16	1544	1235	621
3	1	96.5	16	-	-	512
4	2	80.5	16	1090	-	321
5	2	63.7	16	1268	-	798
6	1	53.4	16	-	-	809
7	2	52.3	16	1043	-	301
8	3	54.7	16	1701	1104	796
9	3	75.6	16	1923	1729	669
10	2	59.2	16	1244	-	369
11	1	56.3	16	-	-	51
12	2	87.8	16	1608	-	733
Detection Check (1=Detection; 0=No Detection)						1



Trial Number			19			
Number of Bursts in Trial			13			
Chirp Center Frequency			5296.3			
Burst	No. of Pulses	Pulse Width (us)	Chirp Width (MHz)	Pulse 1-to-2 Spacing (us)	Pulse 2-to-3 Spacing (us)	Starting Location Within Interval (ms)
1	2	68.2	15	1104	-	229
2	2	58.4	15	1627	-	488
3	3	74.7	15	1861	1015	137
4	2	58.2	15	1593	-	520
5	1	51.6	15	-	-	799
6	2	94.7	15	1469	-	43
7	2	70.7	15	1091	-	126
8	2	82.9	15	1472	-	607
9	3	62.7	15	1168	1453	527
10	2	63.1	15	1529	-	143
11	1	96.1	15	-	-	176
12	2	57	15	1457	-	882
13	3	95.6	15	1707	1501	214
Detection Check (1=Detection; 0=No Detection)						1

Trial Number			20			
Number of Bursts in Trial			14			
Chirp Center Frequency			5295.9			
Burst	No. of Pulses	Pulse Width (us)	Chirp Width (MHz)	Pulse 1-to-2 Spacing (us)	Pulse 2-to-3 Spacing (us)	Starting Location Within Interval (ms)
1	1	95.7	14	-	-	117
2	1	93.1	14	-	-	720
3	1	55.8	14	-	-	297
4	1	76.7	14	-	-	284
5	2	68	14	1686	-	472
6	3	94.1	14	1796	1393	264
7	2	53.9	14	1293	-	525
8	1	99.3	14	-	-	155
9	2	73.3	14	1458	-	65
10	2	93.3	14	1196	-	451
11	3	55.8	14	1895	1034	243
12	1	66.4	14	-	-	228
13	2	65.6	14	1732	-	746
14	2	76.5	14	1187	-	522
Detection Check (1=Detection; 0=No Detection)						1



Trial Number			21			
Number of Bursts in Trial			15			
Chirp Center Frequency			5304.4			
Burst	No. of Pulses	Pulse Width (us)	Chirp Width (MHz)	Pulse 1-to-2 Spacing (us)	Pulse 2-to-3 Spacing (us)	Starting Location Within Interval (ms)
1	1	85.1	13	-	-	565
2	2	72.5	13	1648	-	211
3	1	67.5	13	-	-	348
4	2	56.1	13	1360	-	156
5	1	71.1	13	-	-	718
6	2	93.1	13	1391	-	400
7	1	56.5	13	-	-	482
8	1	63.8	13	-	-	703
9	2	67.4	13	1727	-	780
10	1	52.3	13	-	-	102
11	3	62.4	13	1228	1715	304
12	2	53.3	13	1630	-	57
13	2	83.1	13	1205	-	768
14	2	93.7	13	1085	-	461
15	2	90.7	13	1297	-	746
Detection Check (1=Detection; 0=No Detection)						1

Trial Number			22			
Number of Bursts in Trial			16			
Chirp Center Frequency			5304.8			
Burst	No. of Pulses	Pulse Width (us)	Chirp Width (MHz)	Pulse 1-to-2 Spacing (us)	Pulse 2-to-3 Spacing (us)	Starting Location Within Interval (ms)
1	2	98.8	12	1439	-	95
2	1	54.5	12	-	-	676
3	2	80.5	12	1360	-	8
4	2	55.9	12	1906	-	373
5	2	72.1	12	1623	-	254
6	2	84.4	12	1604	-	480
7	1	78.5	12	-	-	663
8	1	88	12	-	-	314
9	2	74.7	12	1157	-	596
10	2	97.1	12	1673	-	264
11	1	81.6	12	-	-	740
12	1	83.6	12	-	-	163
13	3	87.6	12	1757	1322	628
14	2	58.5	12	1372	-	132
15	3	91.8	12	1767	1183	106
16	2	58.8	12	1432	-	659
Detection Check (1=Detection; 0=No Detection)						1



Trial Number			23			
Number of Bursts in Trial			17			
Chirp Center Frequency			5305.2			
Burst	No. of Pulses	Pulse Width (us)	Chirp Width (MHz)	Pulse 1-to-2 Spacing (us)	Pulse 2-to-3 Spacing (us)	Starting Location Within Interval (ms)
1	1	96	11	-	-	284
2	2	92.5	11	1241	-	488
3	2	89.5	11	1347	-	76
4	2	74.8	11	1607	-	688
5	2	60.6	11	1523	-	28
6	2	71.5	11	1659	-	383
7	2	71.1	11	1454	-	182
8	1	98.7	11	-	-	20
9	2	85.1	11	1770	-	576
10	2	89.2	11	1086	-	410
11	2	60.7	11	1101	-	458
12	2	75.2	11	1719	-	348
13	2	75.7	11	1799	-	481
14	3	56.7	11	1132	1884	587
15	2	65	11	1885	-	480
16	2	64.6	11	1910	-	195
17	3	69.9	11	1410	1190	396
Detection Check (1=Detection; 0=No Detection)						1



Trial Number			24			
Number of Bursts in Trial			18			
Chirp Center Frequency			5305.6			
Burst	No. of Pulses	Pulse Width (us)	Chirp Width (MHz)	Pulse 1-to-2 Spacing (us)	Pulse 2-to-3 Spacing (us)	Starting Location Within Interval (ms)
1	3	83.8	10	1290	1021	536
2	2	66.9	10	1112	-	44
3	3	91	10	1220	1504	611
4	2	86.1	10	1678	-	456
5	3	65.5	10	1928	1222	330
6	1	62.6	10	-	-	297
7	3	68.7	10	1505	1200	351
8	3	59.2	10	1452	1114	230
9	1	73.9	10	-	-	222
10	1	77.2	10	-	-	57
11	2	96.4	10	1357	-	399
12	2	99.9	10	1173	-	299
13	2	99.9	10	1520	-	464
14	1	86.7	10	-	-	294
15	1	92.6	10	-	-	653
16	1	77.1	10	-	-	550
17	2	81.1	10	1664	-	566
18	3	68.4	10	1536	1309	580
Detection Check (1=Detection; 0=No Detection)						1



Trial Number			25			
Number of Bursts in Trial			19			
Chirp Center Frequency			5306.0			
Burst	No. of Pulses	Pulse Width (us)	Chirp Width (MHz)	Pulse 1-to-2 Spacing (us)	Pulse 2-to-3 Spacing (us)	Starting Location Within Interval (ms)
1	3	68.2	9	1723	1868	471
2	3	83.7	9	1711	1405	368
3	2	69.7	9	1781	-	425
4	1	59.7	9	-	-	440
5	2	96.7	9	1484	-	123
6	2	95.8	9	1319	-	261
7	3	71.3	9	1095	1354	332
8	3	53.2	9	1527	1427	427
9	2	69.5	9	1771	-	397
10	3	63.9	9	1075	1447	67
11	2	93.4	9	1783	-	174
12	2	77.3	9	1564	-	17
13	2	73.1	9	1294	-	216
14	1	77.4	9	-	-	292
15	3	57.2	9	1722	1886	619
16	2	68.7	9	1629	-	233
17	1	60.8	9	-	-	226
18	3	69.7	9	1128	1224	599
19	1	62.2	9	-	-	433
Detection Check (1=Detection; 0=No Detection)						1



Trial Number			26			
Number of Bursts in Trial			20			
Chirp Center Frequency			5306.4			
Burst	No. of Pulses	Pulse Width (us)	Chirp Width (MHz)	Pulse 1-to-2 Spacing (us)	Pulse 2-to-3 Spacing (us)	Starting Location Within Interval (ms)
1	1	80.5	8	-	-	90
2	3	62.6	8	1406	1343	319
3	3	85.6	8	1190	1529	384
4	2	83.9	8	1208	-	567
5	2	92.4	8	1488	-	234
6	2	54	8	1529	-	535
7	3	81.3	8	1501	1812	325
8	1	98.5	8	-	-	532
9	1	85.8	8	-	-	272
10	2	84.7	8	1593	-	182
11	2	83.3	8	1705	-	134
12	2	79.8	8	1567	-	286
13	1	77.9	8	-	-	368
14	3	98.4	8	1510	1569	290
15	2	79.9	8	1588	-	231
16	3	78	8	1140	1353	353
17	3	55.2	8	1700	1327	53
18	3	71.9	8	1081	1224	44
19	1	62	8	-	-	298
20	3	70.5	8	1888	1442	529
Detection Check (1=Detection; 0=No Detection)						1

Trial Number			27			
Number of Bursts in Trial			8			
Chirp Center Frequency			5302.4			
Burst	No. of Pulses	Pulse Width (us)	Chirp Width (MHz)	Pulse 1-to-2 Spacing (us)	Pulse 2-to-3 Spacing (us)	Starting Location Within Interval (ms)
1	2	69.1	18	1076	-	1436
2	2	62.1	18	1688	-	22
3	2	94.8	18	1891	-	897
4	1	75.8	18	-	-	1186
5	2	65.4	18	1713	-	589
6	2	97.7	18	1292	-	614
7	3	98.1	18	1670	1711	506
8	2	85.4	18	1672	-	776
Detection Check (1=Detection; 0=No Detection)						1



Trial Number			28			
Number of Bursts in Trial			9			
Chirp Center Frequency			5302.0			
Burst	No. of Pulses	Pulse Width (us)	Chirp Width (MHz)	Pulse 1-to-2 Spacing (us)	Pulse 2-to-3 Spacing (us)	Starting Location Within Interval (ms)
1	3	82	19	1233	1713	679
2	3	87.7	19	1554	1123	473
3	2	98.9	19	1518	-	869
4	1	55	19	-	-	719
5	1	93.6	19	-	-	902
6	2	58.7	19	1641	-	1243
7	2	88.7	19	1387	-	410
8	1	60.3	19	-	-	1154
9	1	97.7	19	-	-	512
Detection Check (1=Detection; 0=No Detection)						0

Trial Number			29			
Number of Bursts in Trial			10			
Chirp Center Frequency			5301.6			
Burst	No. of Pulses	Pulse Width (us)	Chirp Width (MHz)	Pulse 1-to-2 Spacing (us)	Pulse 2-to-3 Spacing (us)	Starting Location Within Interval (ms)
1	1	69.6	20	-	-	1131
2	1	74.5	20	-	-	290
3	1	60.9	20	-	-	895
4	1	74.6	20	-	-	202
5	2	99.3	20	1501	-	139
6	2	95.3	20	1065	-	854
7	2	91.9	20	1722	-	219
8	2	51	20	1285	-	57
9	2	87.7	20	1747	-	141
10	1	87.2	20	-	-	596
Detection Check (1=Detection; 0=No Detection)						1



Trial Number			30			
Number of Bursts in Trial			11			
Chirp Center Frequency			5307.6			
Burst	No. of Pulses	Pulse Width (us)	Chirp Width (MHz)	Pulse 1-to-2 Spacing (us)	Pulse 2-to-3 Spacing (us)	Starting Location Within Interval (ms)
1	3	59.9	5	1901	1196	935
2	2	77.1	5	1590	-	1038
3	2	62.7	5	1227	-	690
4	1	77.1	5	-	-	547
5	3	99.8	5	1798	1790	551
6	2	61.5	5	1135	-	876
7	2	77.5	5	1583	-	448
8	2	57.3	5	1890	-	736
9	2	53.5	5	1757	-	362
10	1	66.6	5	-	-	836
11	3	80.7	5	1811	1289	410
Detection Check (1=Detection; 0=No Detection)						1



Type 6 Radar Statistical Performance

Trial #	Test Freq. (MHz)	Pulses / Hop	Pulse Width (us)	PRI (us)	1=Detection 0=No Detection
1	5300	9	1	333	1
2	5300	9	1	333	1
3	5300	9	1	333	1
4	5300	9	1	333	1
5	5300	9	1	333	1
6	5300	9	1	333	1
7	5300	9	1	333	1
8	5300	9	1	333	1
9	5300	9	1	333	0
10	5300	9	1	333	1
11	5300	9	1	333	1
12	5300	9	1	333	1
13	5300	9	1	333	1
14	5300	9	1	333	1
15	5300	9	1	333	0
16	5300	9	1	333	1
17	5300	9	1	333	1
18	5300	9	1	333	1
19	5300	9	1	333	1
20	5300	9	1	333	1
21	5300	9	1	333	1
22	5300	9	1	333	1
23	5300	9	1	333	1
24	5300	9	1	333	1
25	5300	9	1	333	1
26	5300	9	1	333	1
27	5300	9	1	333	1
28	5300	9	1	333	1
29	5300	9	1	333	1
30	5300	9	1	333	1
Detection Percentage (%)					93.333
Limit					70%
Test Result					Complied



Modulation Mode: 802.11be (EHT40)

Type 1 Radar Statistical Performance

Trial #	Test Freq. (MHz)	Pulse Repetition Frequency Number	Pulse Repetition Frequency (Pulse Per Second)	PRI (us)	1=Detection 0=No Detection
1	5328	1	1930.5	518	1
2	5310	23	326.2	3066	1
3	5312	19	1139.0	878	1
4	5299	12	1355.0	738	1
5	5324	4	1730.1	578	1
6	5320	8	1519.8	658	1
7	5295	15	1253.1	798	1
8	5323	6	1618.1	618	1
9	5303	14	1285.3	778	1
10	5318	3	1792.1	558	1
11	5306	13	1319.3	758	1
12	5321	9	1474.9	678	1
13	5304	7	1567.4	638	1
14	5301	17	1193.3	838	1
15	5328	10	1432.7	698	1
16	5299	-	1692.0	591	1
17	5301	-	328.1	3048	1
18	5297	-	373.4	2678	1
19	5322	-	574.4	1741	1
20	5291	-	1216.5	822	0
21	5312	-	801.3	1248	1
22	5324	-	488.5	2047	1
23	5304	-	956.0	1046	1
24	5302	-	517.6	1932	1
25	5314	-	1422.5	703	1
26	5303	-	542.0	1845	1
27	5305	-	741.3	1349	1
28	5304	-	881.8	1134	1
29	5324	-	427.4	2340	1
30	5301	-	628.9	1590	1
Detection Percentage (%)					96.667
Limit					60%
Test Result					Complied



Type 2 Radar Statistical Performance

Trial #	Test Freq. (MHz)	Pulse Width (us)	PRI (us)	Pulses / Burst	1=Detection 0=No Detection
1	5313	2.6	221	23	1
2	5329	4.6	198	27	1
3	5326	1.1	184	29	1
4	5301	4.8	203	24	1
5	5309	2.4	162	25	1
6	5291	3.4	204	28	1
7	5298	2.3	170	27	1
8	5304	3.5	184	23	1
9	5315	4.9	150	27	1
10	5292	4.6	211	29	0
11	5312	2.9	158	23	1
12	5295	2.6	226	27	1
13	5322	1.6	204	26	1
14	5292	3.9	181	25	1
15	5309	4.6	202	24	1
16	5319	4.1	194	27	1
17	5292	2.3	193	28	1
18	5293	3.9	173	29	1
19	5328	4.3	188	23	1
20	5327	1.5	215	26	1
21	5326	4.9	227	27	1
22	5324	1.1	199	23	1
23	5326	4.5	155	29	1
24	5316	4.0	190	27	1
25	5321	2.4	151	23	1
26	5305	2.5	180	28	1
27	5323	2.5	228	23	1
28	5298	2.5	203	25	1
29	5319	1.5	188	25	1
30	5293	1.9	217	24	1
Detection Percentage (%)					96.667
Limit					60%
Test Result					Complied



Type 3 Radar Statistical Performance

Trial #	Test Freq. (MHz)	Pulse Width (us)	PRI (us)	Pulses / Burst	1=Detection 0=No Detection
1	5298	8.0	205	16	1
2	5323	6.7	382	18	0
3	5311	8.6	418	16	1
4	5319	9.4	351	17	1
5	5305	7.4	383	18	1
6	5319	9.8	232	16	1
7	5308	9.1	377	17	0
8	5296	9.6	457	16	1
9	5313	8.0	471	18	1
10	5307	9.0	304	18	1
11	5326	8.0	316	17	0
12	5316	9.8	325	16	1
13	5295	8.0	409	17	1
14	5321	9.9	200	17	1
15	5302	8.8	458	16	1
16	5329	8.0	232	18	1
17	5310	8.3	250	16	1
18	5317	8.7	270	16	1
19	5291	7.7	350	17	1
20	5312	7.1	230	16	1
21	5301	7.3	416	18	1
22	5310	7.6	498	18	1
23	5328	7.3	286	17	1
24	5304	7.3	287	16	1
25	5301	7.5	462	17	0
26	5303	6.2	300	17	1
27	5309	6.4	323	18	1
28	5323	7.1	420	16	1
29	5304	7.2	395	18	1
30	5298	8.4	377	16	1
Detection Percentage (%)					86.667
Limit					60%
Test Result					Complied



Type 4 Radar Statistical Performance

Trial #	Test Freq. (MHz)	Pulse Width (us)	PRI (us)	Pulses / Burst	1=Detection 0=No Detection
1	5303	18.0	242	15	1
2	5325	19.9	279	12	1
3	5316	12.9	487	14	1
4	5296	15.0	452	13	0
5	5291	16.3	230	12	1
6	5300	19.8	238	13	1
7	5326	18.2	420	16	0
8	5311	16.3	452	15	1
9	5291	14.2	495	12	1
10	5301	17.8	228	16	1
11	5320	19.1	211	16	1
12	5307	18.4	283	15	1
13	5297	11.8	411	12	1
14	5329	14.2	284	13	1
15	5292	13.9	202	12	0
16	5322	17.8	340	14	1
17	5303	15.6	290	16	1
18	5301	14.6	250	16	1
19	5308	14.4	484	15	0
20	5298	18.9	387	13	1
21	5312	11.1	348	15	1
22	5328	13.8	291	16	0
23	5321	14.3	295	12	1
24	5319	12.5	300	12	1
25	5301	12.5	322	14	1
26	5298	12.5	383	13	1
27	5315	15.7	322	16	1
28	5301	19.8	469	13	1
29	5313	18.6	406	15	1
30	5328	15.9	238	14	1
Detection Percentage (%)					83.333
Limit					60%
Test Result					Complied



Total Type 1~4 Radar Statistical Performance

Radar Type #	Detection Percentage (%)
1	96.667
2	96.667
3	86.667
4	83.333
Aggregate (Radar Types 1-4)	90.833
Limit	80%
Test Result	Complied



Type 5 Radar Statistical Performance

Center Freq. (MHz)	Low Edge (MHz)	High Edge (MHz)	VSG Freq. (MHz)	Detection
Trial	Chirp	Offset		
1	5	2	5310.0	1
2	20	8	5310.0	1
3	7	2.8	5310.0	0
4	8	3.2	5310.0	0
5	9	3.6	5310.0	1
6	10	4	5310.0	1
7	11	4.4	5310.0	1
8	12	4.8	5310.0	1
9	13	5.2	5310.0	1
10	14	5.6	5310.0	1
11	15	6	5296.5	1
12	16	6.4	5296.9	1
13	17	6.8	5297.3	1
14	20	8	5298.5	0
15	19	7.6	5298.1	1
16	18	7.2	5297.7	1
17	17	6.8	5297.3	1
18	16	6.4	5296.9	1
19	15	6	5296.5	1
20	14	5.6	5296.1	0
21	13	5.2	5324.3	1
22	12	4.8	5324.7	1
23	11	4.4	5325.1	1
24	10	4	5325.5	1
25	9	3.6	5325.9	0
26	8	3.2	5326.3	1
27	18	7.2	5322.3	1
28	19	7.6	5321.9	0
29	20	8	5321.5	1
30	5	2	5327.5	1
Total				24
Detection Percentage (%)				80%
Limit				80%
Test Result				Complied



Trial Number			1			
Number of Bursts in Trial			8			
Chirp Center Frequency			5310.0			
Burst	No. of Pulses	Pulse Width (us)	Chirp Width (MHz)	Pulse 1-to-2 Spacing (us)	Pulse 2-to-3 Spacing (us)	Starting Location Within Interval (ms)
1	1	62.1	5	-	-	1091
2	2	56	5	1729	-	133
3	2	91.3	5	1230	-	1057
4	3	50.7	5	1762	1616	1442
5	2	92.6	5	1723	-	544
6	2	87.3	5	1302	-	1089
7	2	59.5	5	1291	-	1374
8	2	52.2	5	1653	-	1237
Detection Check (1=Detection; 0=No Detection)						1

Trial Number			2			
Number of Bursts in Trial			9			
Chirp Center Frequency			5310			
Burst	No. of Pulses	Pulse Width (us)	Chirp Width (MHz)	Pulse 1-to-2 Spacing (us)	Pulse 2-to-3 Spacing (us)	Starting Location Within Interval (ms)
1	3	90	20	1007	1326	30
2	2	73.7	20	1785	-	979
3	1	78.1	20	-	-	683
4	2	92.4	20	1281	-	950
5	1	61.2	20	-	-	612
6	3	67.2	20	1525	1870	17
7	1	78.5	20	-	-	429
8	2	60.3	20	1931	-	936
9	3	92.9	20	1403	1476	548
Detection Check (1=Detection; 0=No Detection)						1



Trial Number			3			
Number of Bursts in Trial			10			
Chirp Center Frequency			5310.0			
Burst	No. of Pulses	Pulse Width (us)	Chirp Width (MHz)	Pulse 1-to-2 Spacing (us)	Pulse 2-to-3 Spacing (us)	Starting Location Within Interval (ms)
1	3	63.4	7	1574	1607	801
2	1	98	7	-	-	966
3	1	58.7	7	-	-	185
4	1	88	7	-	-	1012
5	3	79.5	7	1562	1370	943
6	3	57.1	7	1900	1188	686
7	2	64.4	7	1090	-	599
8	1	78.7	7	-	-	1089
9	1	69.3	7	-	-	188
10	3	55.3	7	1375	1691	933
Detection Check (1=Detection; 0=No Detection)						0

Trial Number			4			
Number of Bursts in Trial			11			
Chirp Center Frequency			5310.0			
Burst	No. of Pulses	Pulse Width (us)	Chirp Width (MHz)	Pulse 1-to-2 Spacing (us)	Pulse 2-to-3 Spacing (us)	Starting Location Within Interval (ms)
1	2	74.3	8	1642	-	24
2	1	83.1	8	-	-	985
3	2	59.5	8	1680	-	988
4	2	59.8	8	1786	-	800
5	2	77.6	8	1617	-	339
6	2	79.9	8	1553	-	1040
7	1	56	8	-	-	544
8	3	71.4	8	1406	1927	452
9	1	97.4	8	-	-	204
10	2	98.3	8	1037	-	926
11	1	63.6	8	-	-	1052
Detection Check (1=Detection; 0=No Detection)						0



Trial Number			5			
Number of Bursts in Trial			12			
Chirp Center Frequency			5310.0			
Burst	No. of Pulses	Pulse Width (us)	Chirp Width (MHz)	Pulse 1-to-2 Spacing (us)	Pulse 2-to-3 Spacing (us)	Starting Location Within Interval (ms)
1	1	50	9	-	-	557
2	2	62.5	9	1731	-	567
3	2	55.4	9	1070	-	460
4	1	65.7	9	-	-	4
5	2	58	9	1512	-	64
6	2	60.9	9	1230	-	650
7	3	89.6	9	1598	1738	235
8	3	84.4	9	1271	1617	873
9	3	72.3	9	1498	1321	901
10	1	58.9	9	-	-	663
11	2	74.8	9	1584	-	919
12	1	71.8	9	-	-	375
Detection Check (1=Detection; 0=No Detection)						1

Trial Number			6			
Number of Bursts in Trial			13			
Chirp Center Frequency			5310.0			
Burst	No. of Pulses	Pulse Width (us)	Chirp Width (MHz)	Pulse 1-to-2 Spacing (us)	Pulse 2-to-3 Spacing (us)	Starting Location Within Interval (ms)
1	2	88.1	10	1257	-	846
2	1	58.7	10	-	-	725
3	2	97.1	10	1037	-	30
4	3	83.1	10	1029	1106	490
5	1	62.1	10	-	-	262
6	2	71.4	10	1058	-	283
7	2	86.3	10	1867	-	49
8	3	77.3	10	1418	1876	634
9	1	78.9	10	-	-	304
10	3	79.2	10	1055	1572	564
11	3	52	10	1582	1836	852
12	3	56.5	10	1195	1542	525
13	3	100	10	1638	1729	750
Detection Check (1=Detection; 0=No Detection)						1



Trial Number			7			
Number of Bursts in Trial			14			
Chirp Center Frequency			5310.0			
Burst	No. of Pulses	Pulse Width (us)	Chirp Width (MHz)	Pulse 1-to-2 Spacing (us)	Pulse 2-to-3 Spacing (us)	Starting Location Within Interval (ms)
1	2	92.7	11	1208	-	231
2	2	81.3	11	1144	-	804
3	2	60.4	11	1555	-	34
4	2	62.1	11	1320	-	427
5	1	50	11	-	-	577
6	3	65.9	11	1020	1365	3
7	2	73.8	11	1308	-	51
8	2	74.3	11	1143	-	360
9	1	62.9	11	-	-	394
10	2	74.8	11	1404	-	317
11	2	69.7	11	1309	-	532
12	2	69.8	11	1688	-	339
13	2	77.4	11	1857	-	381
14	1	55.1	11	-	-	426
Detection Check (1=Detection; 0=No Detection)						1

Trial Number			8			
Number of Bursts in Trial			15			
Chirp Center Frequency			5310.0			
Burst	No. of Pulses	Pulse Width (us)	Chirp Width (MHz)	Pulse 1-to-2 Spacing (us)	Pulse 2-to-3 Spacing (us)	Starting Location Within Interval (ms)
1	1	91.7	12	-	-	776
2	2	90	12	1196	-	187
3	3	92.3	12	1486	1853	448
4	2	66.8	12	1545	-	702
5	1	64	12	-	-	403
6	3	95.4	12	1123	1473	230
7	3	66.8	12	1867	1401	604
8	3	67.7	12	1472	1397	38
9	1	68.2	12	-	-	735
10	2	82.2	12	1297	-	610
11	1	92.1	12	-	-	618
12	2	57	12	1764	-	705
13	2	58.5	12	1310	-	22
14	3	85.5	12	1630	1447	641
15	2	82.2	12	1371	-	109
Detection Check (1=Detection; 0=No Detection)						1



Trial Number			9			
Number of Bursts in Trial			16			
Chirp Center Frequency			5310.0			
Burst	No. of Pulses	Pulse Width (us)	Chirp Width (MHz)	Pulse 1-to-2 Spacing (us)	Pulse 2-to-3 Spacing (us)	Starting Location Within Interval (ms)
1	2	74.4	13	1707	-	442
2	2	63.6	13	1725	-	280
3	2	71.3	13	1704	-	459
4	3	77.6	13	1063	1405	197
5	3	65.2	13	1731	1294	101
6	3	55.1	13	1109	1549	17
7	2	96.8	13	1034	-	131
8	3	80.8	13	1533	1051	365
9	1	60.4	13	-	-	222
10	2	61.8	13	1312	-	371
11	2	71.3	13	1657	-	33
12	2	98.1	13	1024	-	291
13	1	57.9	13	-	-	188
14	1	91.8	13	-	-	163
15	2	56.7	13	1259	-	426
16	2	89.7	13	1690	-	606
Detection Check (1=Detection; 0=No Detection)						1



Trial Number			10			
Number of Bursts in Trial			17			
Chirp Center Frequency			5310.0			
Burst	No. of Pulses	Pulse Width (us)	Chirp Width (MHz)	Pulse 1-to-2 Spacing (us)	Pulse 2-to-3 Spacing (us)	Starting Location Within Interval (ms)
1	2	74.4	14	1107	-	462
2	1	87.6	14	-	-	653
3	2	61.7	14	1741	-	457
4	2	57.5	14	1566	-	388
5	2	66.1	14	1855	-	63
6	3	70.1	14	1044	1012	136
7	1	66.4	14	-	-	343
8	1	59.2	14	-	-	349
9	2	88.3	14	1240	-	362
10	1	64.7	14	-	-	221
11	2	73	14	1703	-	144
12	2	81.7	14	1450	-	671
13	3	70.1	14	1741	1278	320
14	1	63.6	14	-	-	196
15	1	58.7	14	-	-	413
16	2	65.9	14	1478	-	170
17	1	72.7	14	-	-	564
Detection Check (1=Detection; 0=No Detection)						1



Trial Number			11			
Number of Bursts in Trial			18			
Chirp Center Frequency			5296.5			
Burst	No. of Pulses	Pulse Width (us)	Chirp Width (MHz)	Pulse 1-to-2 Spacing (us)	Pulse 2-to-3 Spacing (us)	Starting Location Within Interval (ms)
1	2	72.1	15	1193	-	130
2	3	76.3	15	1484	1390	114
3	1	86.1	15	-	-	14
4	1	73.2	15	-	-	604
5	1	81.2	15	-	-	548
6	2	99.5	15	1398	-	173
7	1	93.9	15	-	-	262
8	2	75.9	15	1921	-	38
9	3	79.2	15	1100	1429	84
10	3	77	15	1166	1799	610
11	1	91.8	15	-	-	339
12	3	56.8	15	1330	1556	580
13	2	83.1	15	1556	-	295
14	2	63	15	1552	-	156
15	1	65.7	15	-	-	439
16	1	64.5	15	-	-	188
17	1	88.5	15	-	-	419
18	1	60.6	15	-	-	205
Detection Check (1=Detection; 0=No Detection)						1



Trial Number			12			
Number of Bursts in Trial			19			
Chirp Center Frequency			5296.9			
Burst	No. of Pulses	Pulse Width (us)	Chirp Width (MHz)	Pulse 1-to-2 Spacing (us)	Pulse 2-to-3 Spacing (us)	Starting Location Within Interval (ms)
1	2	90.5	16	1299	-	381
2	2	88.4	16	1418	-	327
3	2	53.7	16	1055	-	536
4	1	80.5	16	-	-	285
5	1	50.4	16	-	-	398
6	2	61.2	16	1749	-	439
7	2	78.8	16	1065	-	129
8	3	75	16	1748	1820	325
9	2	96.7	16	1254	-	440
10	3	76.3	16	1848	1106	397
11	1	73.3	16	-	-	232
12	2	92.4	16	1317	-	91
13	2	92.4	16	1854	-	256
14	3	64.4	16	1240	1634	582
15	2	67.3	16	1473	-	117
16	2	84.1	16	1795	-	202
17	1	80.9	16	-	-	135
18	1	74.6	16	-	-	396
19	2	97.6	16	1805	-	615
Detection Check (1=Detection; 0=No Detection)						1



Trial Number			13			
Number of Bursts in Trial			20			
Chirp Center Frequency			5297.3			
Burst	No. of Pulses	Pulse Width (us)	Chirp Width (MHz)	Pulse 1-to-2 Spacing (us)	Pulse 2-to-3 Spacing (us)	Starting Location Within Interval (ms)
1	2	66.1	17	1417	-	388
2	2	86.7	17	1693	-	348
3	2	70.5	17	1263	-	215
4	2	78	17	1446	-	28
5	2	66	17	1185	-	585
6	2	80.6	17	1855	-	65
7	1	95.5	17	-	-	92
8	1	98.8	17	-	-	68
9	3	64.3	17	1641	1108	517
10	1	75.1	17	-	-	121
11	2	72.6	17	1499	-	448
12	1	60.3	17	-	-	567
13	2	54.9	17	1056	-	245
14	2	98.8	17	1023	-	584
15	2	60.9	17	1243	-	579
16	2	62.7	17	1226	-	464
17	1	80.1	17	-	-	89
18	2	70.9	17	1711	-	153
19	1	90.7	17	-	-	282
20	1	98.9	17	-	-	71
Detection Check (1=Detection; 0=No Detection)						1

Trial Number			14			
Number of Bursts in Trial			8			
Chirp Center Frequency			5298.5			
Burst	No. of Pulses	Pulse Width (us)	Chirp Width (MHz)	Pulse 1-to-2 Spacing (us)	Pulse 2-to-3 Spacing (us)	Starting Location Within Interval (ms)
1	2	67.5	20	1542	-	947
2	3	83.6	20	1272	1696	124
3	2	93.2	20	1877	-	701
4	1	55.6	20	-	-	1123
5	3	84.2	20	1733	1619	756
6	3	69.1	20	1612	1071	1
7	2	66.9	20	1905	-	7
8	3	86.8	20	1697	1621	1082
Detection Check (1=Detection; 0=No Detection)						0



Trial Number			15			
Number of Bursts in Trial			9			
Chirp Center Frequency			5298.1			
Burst	No. of Pulses	Pulse Width (us)	Chirp Width (MHz)	Pulse 1-to-2 Spacing (us)	Pulse 2-to-3 Spacing (us)	Starting Location Within Interval (ms)
1	2	62.2	19	1571	-	949
2	2	85	19	1669	-	189
3	2	64.5	19	1505	-	176
4	2	50.4	19	1325	-	538
5	2	66.1	19	1483	-	908
6	2	71.2	19	1110	-	1017
7	3	53.7	19	1445	1677	492
8	3	62.5	19	1596	1341	349
9	3	62	19	1929	1221	1105
Detection Check (1=Detection; 0=No Detection)						1

Trial Number			16			
Number of Bursts in Trial			10			
Chirp Center Frequency			5297.7			
Burst	No. of Pulses	Pulse Width (us)	Chirp Width (MHz)	Pulse 1-to-2 Spacing (us)	Pulse 2-to-3 Spacing (us)	Starting Location Within Interval (ms)
1	2	80.5	18	1910	-	284
2	2	64.2	18	1661	-	751
3	2	90.1	18	1041	-	491
4	2	69.8	18	1495	-	107
5	1	73.1	18	-	-	490
6	3	77.2	18	1418	1145	1155
7	3	52.6	18	1732	1787	772
8	2	71.4	18	1562	-	121
9	2	89.8	18	1491	-	89
10	2	76.4	18	1355	-	615
Detection Check (1=Detection; 0=No Detection)						1



Trial Number			17			
Number of Bursts in Trial			11			
Chirp Center Frequency			5297.3			
Burst	No. of Pulses	Pulse Width (us)	Chirp Width (MHz)	Pulse 1-to-2 Spacing (us)	Pulse 2-to-3 Spacing (us)	Starting Location Within Interval (ms)
1	2	51.2	17	1236	-	740
2	1	71.7	17	-	-	941
3	2	74.7	17	1164	-	370
4	2	50.9	17	1919	-	371
5	2	65.2	17	1206	-	1033
6	2	98	17	1182	-	346
7	2	58.7	17	1612	-	639
8	1	63.8	17	-	-	1056
9	3	86.3	17	1545	1065	205
10	1	94.4	17	-	-	753
11	3	88.5	17	1699	1319	58
Detection Check (1=Detection; 0=No Detection)						1

Trial Number			18			
Number of Bursts in Trial			12			
Chirp Center Frequency			5296.9			
Burst	No. of Pulses	Pulse Width (us)	Chirp Width (MHz)	Pulse 1-to-2 Spacing (us)	Pulse 2-to-3 Spacing (us)	Starting Location Within Interval (ms)
1	2	88.7	16	1405	-	448
2	3	90.2	16	1544	1235	621
3	1	96.5	16	-	-	512
4	2	80.5	16	1090	-	321
5	2	63.7	16	1268	-	798
6	1	53.4	16	-	-	809
7	2	52.3	16	1043	-	301
8	3	54.7	16	1701	1104	796
9	3	75.6	16	1923	1729	669
10	2	59.2	16	1244	-	369
11	1	56.3	16	-	-	51
12	2	87.8	16	1608	-	733
Detection Check (1=Detection; 0=No Detection)						1



Trial Number			19			
Number of Bursts in Trial			13			
Chirp Center Frequency			5296.5			
Burst	No. of Pulses	Pulse Width (us)	Chirp Width (MHz)	Pulse 1-to-2 Spacing (us)	Pulse 2-to-3 Spacing (us)	Starting Location Within Interval (ms)
1	2	68.2	15	1104	-	229
2	2	58.4	15	1627	-	488
3	3	74.7	15	1861	1015	137
4	2	58.2	15	1593	-	520
5	1	51.6	15	-	-	799
6	2	94.7	15	1469	-	43
7	2	70.7	15	1091	-	126
8	2	82.9	15	1472	-	607
9	3	62.7	15	1168	1453	527
10	2	63.1	15	1529	-	143
11	1	96.1	15	-	-	176
12	2	57	15	1457	-	882
13	3	95.6	15	1707	1501	214
Detection Check (1=Detection; 0=No Detection)						1

Trial Number			20			
Number of Bursts in Trial			14			
Chirp Center Frequency			5296.1			
Burst	No. of Pulses	Pulse Width (us)	Chirp Width (MHz)	Pulse 1-to-2 Spacing (us)	Pulse 2-to-3 Spacing (us)	Starting Location Within Interval (ms)
1	1	95.7	14	-	-	117
2	1	93.1	14	-	-	720
3	1	55.8	14	-	-	297
4	1	76.7	14	-	-	284
5	2	68	14	1686	-	472
6	3	94.1	14	1796	1393	264
7	2	53.9	14	1293	-	525
8	1	99.3	14	-	-	155
9	2	73.3	14	1458	-	65
10	2	93.3	14	1196	-	451
11	3	55.8	14	1895	1034	243
12	1	66.4	14	-	-	228
13	2	65.6	14	1732	-	746
14	2	76.5	14	1187	-	522
Detection Check (1=Detection; 0=No Detection)						0



Trial Number			21			
Number of Bursts in Trial			15			
Chirp Center Frequency			5324.3			
Burst	No. of Pulses	Pulse Width (us)	Chirp Width (MHz)	Pulse 1-to-2 Spacing (us)	Pulse 2-to-3 Spacing (us)	Starting Location Within Interval (ms)
1	1	85.1	13	-	-	565
2	2	72.5	13	1648	-	211
3	1	67.5	13	-	-	348
4	2	56.1	13	1360	-	156
5	1	71.1	13	-	-	718
6	2	93.1	13	1391	-	400
7	1	56.5	13	-	-	482
8	1	63.8	13	-	-	703
9	2	67.4	13	1727	-	780
10	1	52.3	13	-	-	102
11	3	62.4	13	1228	1715	304
12	2	53.3	13	1630	-	57
13	2	83.1	13	1205	-	768
14	2	93.7	13	1085	-	461
15	2	90.7	13	1297	-	746
Detection Check (1=Detection; 0=No Detection)						1

Trial Number			22			
Number of Bursts in Trial			16			
Chirp Center Frequency			5324.7			
Burst	No. of Pulses	Pulse Width (us)	Chirp Width (MHz)	Pulse 1-to-2 Spacing (us)	Pulse 2-to-3 Spacing (us)	Starting Location Within Interval (ms)
1	2	98.8	12	1439	-	95
2	1	54.5	12	-	-	676
3	2	80.5	12	1360	-	8
4	2	55.9	12	1906	-	373
5	2	72.1	12	1623	-	254
6	2	84.4	12	1604	-	480
7	1	78.5	12	-	-	663
8	1	88	12	-	-	314
9	2	74.7	12	1157	-	596
10	2	97.1	12	1673	-	264
11	1	81.6	12	-	-	740
12	1	83.6	12	-	-	163
13	3	87.6	12	1757	1322	628
14	2	58.5	12	1372	-	132
15	3	91.8	12	1767	1183	106
16	2	58.8	12	1432	-	659
Detection Check (1=Detection; 0=No Detection)						1



Trial Number			23			
Number of Bursts in Trial			17			
Chirp Center Frequency			5325.1			
Burst	No. of Pulses	Pulse Width (us)	Chirp Width (MHz)	Pulse 1-to-2 Spacing (us)	Pulse 2-to-3 Spacing (us)	Starting Location Within Interval (ms)
1	1	96	11	-	-	284
2	2	92.5	11	1241	-	488
3	2	89.5	11	1347	-	76
4	2	74.8	11	1607	-	688
5	2	60.6	11	1523	-	28
6	2	71.5	11	1659	-	383
7	2	71.1	11	1454	-	182
8	1	98.7	11	-	-	20
9	2	85.1	11	1770	-	576
10	2	89.2	11	1086	-	410
11	2	60.7	11	1101	-	458
12	2	75.2	11	1719	-	348
13	2	75.7	11	1799	-	481
14	3	56.7	11	1132	1884	587
15	2	65	11	1885	-	480
16	2	64.6	11	1910	-	195
17	3	69.9	11	1410	1190	396
Detection Check (1=Detection; 0=No Detection)						1



Trial Number			24			
Number of Bursts in Trial			18			
Chirp Center Frequency			5325.5			
Burst	No. of Pulses	Pulse Width (us)	Chirp Width (MHz)	Pulse 1-to-2 Spacing (us)	Pulse 2-to-3 Spacing (us)	Starting Location Within Interval (ms)
1	3	83.8	10	1290	1021	536
2	2	66.9	10	1112	-	44
3	3	91	10	1220	1504	611
4	2	86.1	10	1678	-	456
5	3	65.5	10	1928	1222	330
6	1	62.6	10	-	-	297
7	3	68.7	10	1505	1200	351
8	3	59.2	10	1452	1114	230
9	1	73.9	10	-	-	222
10	1	77.2	10	-	-	57
11	2	96.4	10	1357	-	399
12	2	99.9	10	1173	-	299
13	2	99.9	10	1520	-	464
14	1	86.7	10	-	-	294
15	1	92.6	10	-	-	653
16	1	77.1	10	-	-	550
17	2	81.1	10	1664	-	566
18	3	68.4	10	1536	1309	580
Detection Check (1=Detection; 0=No Detection)						1



Trial Number			25			
Number of Bursts in Trial			19			
Chirp Center Frequency			5325.9			
Burst	No. of Pulses	Pulse Width (us)	Chirp Width (MHz)	Pulse 1-to-2 Spacing (us)	Pulse 2-to-3 Spacing (us)	Starting Location Within Interval (ms)
1	3	68.2	9	1723	1868	471
2	3	83.7	9	1711	1405	368
3	2	69.7	9	1781	-	425
4	1	59.7	9	-	-	440
5	2	96.7	9	1484	-	123
6	2	95.8	9	1319	-	261
7	3	71.3	9	1095	1354	332
8	3	53.2	9	1527	1427	427
9	2	69.5	9	1771	-	397
10	3	63.9	9	1075	1447	67
11	2	93.4	9	1783	-	174
12	2	77.3	9	1564	-	17
13	2	73.1	9	1294	-	216
14	1	77.4	9	-	-	292
15	3	57.2	9	1722	1886	619
16	2	68.7	9	1629	-	233
17	1	60.8	9	-	-	226
18	3	69.7	9	1128	1224	599
19	1	62.2	9	-	-	433
Detection Check (1=Detection; 0=No Detection)						0



Trial Number			26			
Number of Bursts in Trial			20			
Chirp Center Frequency			5326.3			
Burst	No. of Pulses	Pulse Width (us)	Chirp Width (MHz)	Pulse 1-to-2 Spacing (us)	Pulse 2-to-3 Spacing (us)	Starting Location Within Interval (ms)
1	1	80.5	8	-	-	90
2	3	62.6	8	1406	1343	319
3	3	85.6	8	1190	1529	384
4	2	83.9	8	1208	-	567
5	2	92.4	8	1488	-	234
6	2	54	8	1529	-	535
7	3	81.3	8	1501	1812	325
8	1	98.5	8	-	-	532
9	1	85.8	8	-	-	272
10	2	84.7	8	1593	-	182
11	2	83.3	8	1705	-	134
12	2	79.8	8	1567	-	286
13	1	77.9	8	-	-	368
14	3	98.4	8	1510	1569	290
15	2	79.9	8	1588	-	231
16	3	78	8	1140	1353	353
17	3	55.2	8	1700	1327	53
18	3	71.9	8	1081	1224	44
19	1	62	8	-	-	298
20	3	70.5	8	1888	1442	529
Detection Check (1=Detection; 0=No Detection)						1

Trial Number			27			
Number of Bursts in Trial			8			
Chirp Center Frequency			5322.3			
Burst	No. of Pulses	Pulse Width (us)	Chirp Width (MHz)	Pulse 1-to-2 Spacing (us)	Pulse 2-to-3 Spacing (us)	Starting Location Within Interval (ms)
1	2	69.1	18	1076	-	1436
2	2	62.1	18	1688	-	22
3	2	94.8	18	1891	-	897
4	1	75.8	18	-	-	1186
5	2	65.4	18	1713	-	589
6	2	97.7	18	1292	-	614
7	3	98.1	18	1670	1711	506
8	2	85.4	18	1672	-	776
Detection Check (1=Detection; 0=No Detection)						1



Trial Number			28			
Number of Bursts in Trial			9			
Chirp Center Frequency			5321.9			
Burst	No. of Pulses	Pulse Width (us)	Chirp Width (MHz)	Pulse 1-to-2 Spacing (us)	Pulse 2-to-3 Spacing (us)	Starting Location Within Interval (ms)
1	3	82	19	1233	1713	679
2	3	87.7	19	1554	1123	473
3	2	98.9	19	1518	-	869
4	1	55	19	-	-	719
5	1	93.6	19	-	-	902
6	2	58.7	19	1641	-	1243
7	2	88.7	19	1387	-	410
8	1	60.3	19	-	-	1154
9	1	97.7	19	-	-	512
Detection Check (1=Detection; 0=No Detection)						0

Trial Number			29			
Number of Bursts in Trial			10			
Chirp Center Frequency			5321.5			
Burst	No. of Pulses	Pulse Width (us)	Chirp Width (MHz)	Pulse 1-to-2 Spacing (us)	Pulse 2-to-3 Spacing (us)	Starting Location Within Interval (ms)
1	1	69.6	20	-	-	1131
2	1	74.5	20	-	-	290
3	1	60.9	20	-	-	895
4	1	74.6	20	-	-	202
5	2	99.3	20	1501	-	139
6	2	95.3	20	1065	-	854
7	2	91.9	20	1722	-	219
8	2	51	20	1285	-	57
9	2	87.7	20	1747	-	141
10	1	87.2	20	-	-	596
Detection Check (1=Detection; 0=No Detection)						1



Trial Number			30			
Number of Bursts in Trial			11			
Chirp Center Frequency			5327.5			
Burst	No. of Pulses	Pulse Width (us)	Chirp Width (MHz)	Pulse 1-to-2 Spacing (us)	Pulse 2-to-3 Spacing (us)	Starting Location Within Interval (ms)
1	3	59.9	5	1901	1196	935
2	2	77.1	5	1590	-	1038
3	2	62.7	5	1227	-	690
4	1	77.1	5	-	-	547
5	3	99.8	5	1798	1790	551
6	2	61.5	5	1135	-	876
7	2	77.5	5	1583	-	448
8	2	57.3	5	1890	-	736
9	2	53.5	5	1757	-	362
10	1	66.6	5	-	-	836
11	3	80.7	5	1811	1289	410
Detection Check (1=Detection; 0=No Detection)						1



Type 6 Radar Statistical Performance

Trial #	Test Freq. (MHz)	Pulses / Hop	Pulse Width (us)	PRI (us)	1=Detection 0=No Detection
1	5310	9	1	333	1
2	5310	9	1	333	1
3	5310	9	1	333	0
4	5310	9	1	333	1
5	5310	9	1	333	1
6	5310	9	1	333	0
7	5310	9	1	333	1
8	5310	9	1	333	1
9	5310	9	1	333	0
10	5310	9	1	333	1
11	5310	9	1	333	1
12	5310	9	1	333	1
13	5310	9	1	333	0
14	5310	9	1	333	1
15	5310	9	1	333	1
16	5310	9	1	333	0
17	5310	9	1	333	1
18	5310	9	1	333	0
19	5310	9	1	333	1
20	5310	9	1	333	1
21	5310	9	1	333	0
22	5310	9	1	333	1
23	5310	9	1	333	1
24	5310	9	1	333	0
25	5310	9	1	333	1
26	5310	9	1	333	1
27	5310	9	1	333	0
28	5310	9	1	333	1
29	5310	9	1	333	1
30	5310	9	1	333	1
Detection Percentage (%)					70.000
Limit					70%
Test Result					Complied



Modulation Mode: 802.11be (EHT80)

Type 1 Radar Statistical Performance

Trial #	Test Freq. (MHz)	Pulse Repetition Frequency Number	Pulse Repetition Frequency (Pulse Per Second)	PRI (us)	1=Detection 0=No Detection
1	5273	1	1930.5	518	1
2	5254	23	326.2	3066	1
3	5322	19	1139.0	878	1
4	5311	12	1355.0	738	0
5	5284	4	1730.1	578	1
6	5301	8	1519.8	658	1
7	5271	15	1253.1	798	1
8	5312	6	1618.1	618	1
9	5313	14	1285.3	778	0
10	5291	3	1792.1	558	1
11	5283	13	1319.3	758	1
12	5282	9	1474.9	678	1
13	5320	7	1567.4	638	1
14	5325	17	1193.3	838	1
15	5273	10	1432.7	698	1
16	5300	-	1692.0	591	0
17	5266	-	328.1	3048	1
18	5284	-	373.4	2678	1
19	5289	-	574.4	1741	1
20	5296	-	1216.5	822	1
21	5302	-	801.3	1248	1
22	5254	-	488.5	2047	1
23	5308	-	956.0	1046	1
24	5270	-	517.6	1932	0
25	5303	-	1422.5	703	1
26	5277	-	542.0	1845	1
27	5260	-	741.3	1349	1
28	5296	-	881.8	1134	1
29	5275	-	427.4	2340	1
30	5261	-	628.9	1590	1
Detection Percentage (%)					86.667
Limit					60%
Test Result					Complied



Type 2 Radar Statistical Performance

Trial #	Test Freq. (MHz)	Pulse Width (us)	PRI (us)	Pulses / Burst	1=Detection 0=No Detection
1	5278	2.6	221	23	1
2	5257	4.6	198	27	1
3	5289	1.1	184	29	1
4	5309	4.8	203	24	1
5	5305	2.4	162	25	1
6	5291	3.4	204	28	1
7	5258	2.3	170	27	1
8	5318	3.5	184	23	1
9	5290	4.9	150	27	1
10	5285	4.6	211	29	0
11	5265	2.9	158	23	1
12	5287	2.6	226	27	1
13	5323	1.6	204	26	1
14	5258	3.9	181	25	1
15	5316	4.6	202	24	1
16	5318	4.1	194	27	1
17	5289	2.3	193	28	1
18	5309	3.9	173	29	1
19	5306	4.3	188	23	1
20	5254	1.5	215	26	1
21	5288	4.9	227	27	1
22	5309	1.1	199	23	1
23	5255	4.5	155	29	1
24	5302	4.0	190	27	1
25	5296	2.4	151	23	1
26	5327	2.5	180	28	1
27	5265	2.5	228	23	0
28	5280	2.5	203	25	1
29	5304	1.5	188	25	1
30	5280	1.9	217	24	1
Detection Percentage (%)					93.333
Limit					60%
Test Result					Complied



Type 3 Radar Statistical Performance

Trial #	Test Freq. (MHz)	Pulse Width (us)	PRI (us)	Pulses / Burst	1=Detection 0=No Detection
1	5325	8.0	205	16	1
2	5300	6.7	382	18	1
3	5265	8.6	418	16	1
4	5254	9.4	351	17	1
5	5310	7.4	383	18	1
6	5271	9.8	232	16	1
7	5264	9.1	377	17	1
8	5268	9.6	457	16	1
9	5254	8.0	471	18	0
10	5280	9.0	304	18	1
11	5282	8.0	316	17	1
12	5259	9.8	325	16	1
13	5316	8.0	409	17	1
14	5285	9.9	200	17	1
15	5289	8.8	458	16	1
16	5314	8.0	232	18	1
17	5258	8.3	250	16	1
18	5317	8.7	270	16	1
19	5289	7.7	350	17	1
20	5325	7.1	230	16	1
21	5270	7.3	416	18	1
22	5280	7.6	498	18	0
23	5259	7.3	286	17	1
24	5307	7.3	287	16	1
25	5273	7.5	462	17	1
26	5287	6.2	300	17	1
27	5324	6.4	323	18	1
28	5288	7.1	420	16	1
29	5316	7.2	395	18	1
30	5297	8.4	377	16	1
Detection Percentage (%)					93.333
Limit					60%
Test Result					Complied



Type 4 Radar Statistical Performance

Trial #	Test Freq. (MHz)	Pulse Width (us)	PRI (us)	Pulses / Burst	1=Detection 0=No Detection
1	5295	18.0	242	15	1
2	5295	19.9	279	12	0
3	5262	12.9	487	14	1
4	5275	15.0	452	13	1
5	5313	16.3	230	12	0
6	5259	19.8	238	13	1
7	5257	18.2	420	16	1
8	5262	16.3	452	15	1
9	5260	14.2	495	12	0
10	5258	17.8	228	16	1
11	5273	19.1	211	16	1
12	5299	18.4	283	15	1
13	5284	11.8	411	12	0
14	5287	14.2	284	13	1
15	5276	13.9	202	12	1
16	5281	17.8	340	14	1
17	5280	15.6	290	16	0
18	5300	14.6	250	16	1
19	5260	14.4	484	15	1
20	5303	18.9	387	13	1
21	5316	11.1	348	15	1
22	5325	13.8	291	16	0
23	5296	14.3	295	12	1
24	5259	12.5	300	12	1
25	5325	12.5	322	14	1
26	5312	12.5	383	13	1
27	5318	15.7	322	16	0
28	5271	19.8	469	13	1
29	5263	18.6	406	15	1
30	5252	15.9	238	14	1
Detection Percentage (%)					76.667
Limit					60%
Test Result					Complied



Total Type 1~4 Radar Statistical Performance

Radar Type #	Detection Percentage (%)
1	86.667
2	93.333
3	93.333
4	76.667
Aggregate (Radar Types 1-4)	87.500
Limit	80%
Test Result	Complied



Type 5 Radar Statistical Performance

Center Freq. (MHz)	Low Edge (MHz)	High Edge (MHz)	VSG Freq. (MHz)	Detection
Trial	Chirp	Offset		
1	5	2	5290.0	1
2	20	8	5290.0	1
3	7	2.8	5290.0	1
4	8	3.2	5290.0	1
5	9	3.6	5290.0	1
6	10	4	5290.0	1
7	11	4.4	5290.0	1
8	12	4.8	5290.0	1
9	13	5.2	5290.0	1
10	14	5.6	5290.0	1
11	15	6	5257.4	1
12	16	6.4	5257.8	1
13	17	6.8	5258.2	1
14	20	8	5259.4	1
15	19	7.6	5259.0	1
16	18	7.2	5258.6	1
17	17	6.8	5258.2	0
18	16	6.4	5257.8	1
19	15	6	5257.4	1
20	14	5.6	5257.0	1
21	13	5.2	5323.6	1
22	12	4.8	5324.0	0
23	11	4.4	5324.4	1
24	10	4	5324.8	1
25	9	3.6	5325.2	1
26	8	3.2	5325.6	1
27	18	7.2	5321.6	1
28	19	7.6	5321.2	0
29	20	8	5320.8	1
30	5	2	5326.8	1
Total				27
Detection Percentage (%)				90%
Limit				80%
Test Result				Complied



Trial Number			1			
Number of Bursts in Trial			8			
Chirp Center Frequency			5290.0			
Burst	No. of Pulses	Pulse Width (us)	Chirp Width (MHz)	Pulse 1-to-2 Spacing (us)	Pulse 2-to-3 Spacing (us)	Starting Location Within Interval (ms)
1	1	62.1	5	-	-	1091
2	2	56	5	1729	-	133
3	2	91.3	5	1230	-	1057
4	3	50.7	5	1762	1616	1442
5	2	92.6	5	1723	-	544
6	2	87.3	5	1302	-	1089
7	2	59.5	5	1291	-	1374
8	2	52.2	5	1653	-	1237
Detection Check (1=Detection; 0=No Detection)						1

Trial Number			2			
Number of Bursts in Trial			9			
Chirp Center Frequency			5290.0			
Burst	No. of Pulses	Pulse Width (us)	Chirp Width (MHz)	Pulse 1-to-2 Spacing (us)	Pulse 2-to-3 Spacing (us)	Starting Location Within Interval (ms)
1	3	90	20	1007	1326	30
2	2	73.7	20	1785	-	979
3	1	78.1	20	-	-	683
4	2	92.4	20	1281	-	950
5	1	61.2	20	-	-	612
6	3	67.2	20	1525	1870	17
7	1	78.5	20	-	-	429
8	2	60.3	20	1931	-	936
9	3	92.9	20	1403	1476	548
Detection Check (1=Detection; 0=No Detection)						1



Trial Number			3			
Number of Bursts in Trial			10			
Chirp Center Frequency			5290.0			
Burst	No. of Pulses	Pulse Width (us)	Chirp Width (MHz)	Pulse 1-to-2 Spacing (us)	Pulse 2-to-3 Spacing (us)	Starting Location Within Interval (ms)
1	3	63.4	7	1574	1607	801
2	1	98	7	-	-	966
3	1	58.7	7	-	-	185
4	1	88	7	-	-	1012
5	3	79.5	7	1562	1370	943
6	3	57.1	7	1900	1188	686
7	2	64.4	7	1090	-	599
8	1	78.7	7	-	-	1089
9	1	69.3	7	-	-	188
10	3	55.3	7	1375	1691	933
Detection Check (1=Detection; 0=No Detection)						1

Trial Number			4			
Number of Bursts in Trial			11			
Chirp Center Frequency			5290.0			
Burst	No. of Pulses	Pulse Width (us)	Chirp Width (MHz)	Pulse 1-to-2 Spacing (us)	Pulse 2-to-3 Spacing (us)	Starting Location Within Interval (ms)
1	2	74.3	8	1642	-	24
2	1	83.1	8	-	-	985
3	2	59.5	8	1680	-	988
4	2	59.8	8	1786	-	800
5	2	77.6	8	1617	-	339
6	2	79.9	8	1553	-	1040
7	1	56	8	-	-	544
8	3	71.4	8	1406	1927	452
9	1	97.4	8	-	-	204
10	2	98.3	8	1037	-	926
11	1	63.6	8	-	-	1052
Detection Check (1=Detection; 0=No Detection)						1



Trial Number			5			
Number of Bursts in Trial			12			
Chirp Center Frequency			5290.0			
Burst	No. of Pulses	Pulse Width (us)	Chirp Width (MHz)	Pulse 1-to-2 Spacing (us)	Pulse 2-to-3 Spacing (us)	Starting Location Within Interval (ms)
1	1	50	9	-	-	557
2	2	62.5	9	1731	-	567
3	2	55.4	9	1070	-	460
4	1	65.7	9	-	-	4
5	2	58	9	1512	-	64
6	2	60.9	9	1230	-	650
7	3	89.6	9	1598	1738	235
8	3	84.4	9	1271	1617	873
9	3	72.3	9	1498	1321	901
10	1	58.9	9	-	-	663
11	2	74.8	9	1584	-	919
12	1	71.8	9	-	-	375
Detection Check (1=Detection; 0=No Detection)						1

Trial Number			6			
Number of Bursts in Trial			13			
Chirp Center Frequency			5290.0			
Burst	No. of Pulses	Pulse Width (us)	Chirp Width (MHz)	Pulse 1-to-2 Spacing (us)	Pulse 2-to-3 Spacing (us)	Starting Location Within Interval (ms)
1	2	88.1	10	1257	-	846
2	1	58.7	10	-	-	725
3	2	97.1	10	1037	-	30
4	3	83.1	10	1029	1106	490
5	1	62.1	10	-	-	262
6	2	71.4	10	1058	-	283
7	2	86.3	10	1867	-	49
8	3	77.3	10	1418	1876	634
9	1	78.9	10	-	-	304
10	3	79.2	10	1055	1572	564
11	3	52	10	1582	1836	852
12	3	56.5	10	1195	1542	525
13	3	100	10	1638	1729	750
Detection Check (1=Detection; 0=No Detection)						1



Trial Number			7			
Number of Bursts in Trial			14			
Chirp Center Frequency			5290.0			
Burst	No. of Pulses	Pulse Width (us)	Chirp Width (MHz)	Pulse 1-to-2 Spacing (us)	Pulse 2-to-3 Spacing (us)	Starting Location Within Interval (ms)
1	2	92.7	11	1208	-	231
2	2	81.3	11	1144	-	804
3	2	60.4	11	1555	-	34
4	2	62.1	11	1320	-	427
5	1	50	11	-	-	577
6	3	65.9	11	1020	1365	3
7	2	73.8	11	1308	-	51
8	2	74.3	11	1143	-	360
9	1	62.9	11	-	-	394
10	2	74.8	11	1404	-	317
11	2	69.7	11	1309	-	532
12	2	69.8	11	1688	-	339
13	2	77.4	11	1857	-	381
14	1	55.1	11	-	-	426
Detection Check (1=Detection; 0=No Detection)						1

Trial Number			8			
Number of Bursts in Trial			15			
Chirp Center Frequency			5290.0			
Burst	No. of Pulses	Pulse Width (us)	Chirp Width (MHz)	Pulse 1-to-2 Spacing (us)	Pulse 2-to-3 Spacing (us)	Starting Location Within Interval (ms)
1	1	91.7	12	-	-	776
2	2	90	12	1196	-	187
3	3	92.3	12	1486	1853	448
4	2	66.8	12	1545	-	702
5	1	64	12	-	-	403
6	3	95.4	12	1123	1473	230
7	3	66.8	12	1867	1401	604
8	3	67.7	12	1472	1397	38
9	1	68.2	12	-	-	735
10	2	82.2	12	1297	-	610
11	1	92.1	12	-	-	618
12	2	57	12	1764	-	705
13	2	58.5	12	1310	-	22
14	3	85.5	12	1630	1447	641
15	2	82.2	12	1371	-	109
Detection Check (1=Detection; 0=No Detection)						1



Trial Number			9			
Number of Bursts in Trial			16			
Chirp Center Frequency			5290.0			
Burst	No. of Pulses	Pulse Width (us)	Chirp Width (MHz)	Pulse 1-to-2 Spacing (us)	Pulse 2-to-3 Spacing (us)	Starting Location Within Interval (ms)
1	2	74.4	13	1707	-	442
2	2	63.6	13	1725	-	280
3	2	71.3	13	1704	-	459
4	3	77.6	13	1063	1405	197
5	3	65.2	13	1731	1294	101
6	3	55.1	13	1109	1549	17
7	2	96.8	13	1034	-	131
8	3	80.8	13	1533	1051	365
9	1	60.4	13	-	-	222
10	2	61.8	13	1312	-	371
11	2	71.3	13	1657	-	33
12	2	98.1	13	1024	-	291
13	1	57.9	13	-	-	188
14	1	91.8	13	-	-	163
15	2	56.7	13	1259	-	426
16	2	89.7	13	1690	-	606
Detection Check (1=Detection; 0=No Detection)						1



Trial Number			10			
Number of Bursts in Trial			17			
Chirp Center Frequency			5290.0			
Burst	No. of Pulses	Pulse Width (us)	Chirp Width (MHz)	Pulse 1-to-2 Spacing (us)	Pulse 2-to-3 Spacing (us)	Starting Location Within Interval (ms)
1	2	74.4	14	1107	-	462
2	1	87.6	14	-	-	653
3	2	61.7	14	1741	-	457
4	2	57.5	14	1566	-	388
5	2	66.1	14	1855	-	63
6	3	70.1	14	1044	1012	136
7	1	66.4	14	-	-	343
8	1	59.2	14	-	-	349
9	2	88.3	14	1240	-	362
10	1	64.7	14	-	-	221
11	2	73	14	1703	-	144
12	2	81.7	14	1450	-	671
13	3	70.1	14	1741	1278	320
14	1	63.6	14	-	-	196
15	1	58.7	14	-	-	413
16	2	65.9	14	1478	-	170
17	1	72.7	14	-	-	564
Detection Check (1=Detection; 0=No Detection)						1



Trial Number			11			
Number of Bursts in Trial			18			
Chirp Center Frequency			5257.4			
Burst	No. of Pulses	Pulse Width (us)	Chirp Width (MHz)	Pulse 1-to-2 Spacing (us)	Pulse 2-to-3 Spacing (us)	Starting Location Within Interval (ms)
1	2	72.1	15	1193	-	130
2	3	76.3	15	1484	1390	114
3	1	86.1	15	-	-	14
4	1	73.2	15	-	-	604
5	1	81.2	15	-	-	548
6	2	99.5	15	1398	-	173
7	1	93.9	15	-	-	262
8	2	75.9	15	1921	-	38
9	3	79.2	15	1100	1429	84
10	3	77	15	1166	1799	610
11	1	91.8	15	-	-	339
12	3	56.8	15	1330	1556	580
13	2	83.1	15	1556	-	295
14	2	63	15	1552	-	156
15	1	65.7	15	-	-	439
16	1	64.5	15	-	-	188
17	1	88.5	15	-	-	419
18	1	60.6	15	-	-	205
Detection Check (1=Detection; 0=No Detection)						1



Trial Number			12			
Number of Bursts in Trial			19			
Chirp Center Frequency			5257.8			
Burst	No. of Pulses	Pulse Width (us)	Chirp Width (MHz)	Pulse 1-to-2 Spacing (us)	Pulse 2-to-3 Spacing (us)	Starting Location Within Interval (ms)
1	2	90.5	16	1299	-	381
2	2	88.4	16	1418	-	327
3	2	53.7	16	1055	-	536
4	1	80.5	16	-	-	285
5	1	50.4	16	-	-	398
6	2	61.2	16	1749	-	439
7	2	78.8	16	1065	-	129
8	3	75	16	1748	1820	325
9	2	96.7	16	1254	-	440
10	3	76.3	16	1848	1106	397
11	1	73.3	16	-	-	232
12	2	92.4	16	1317	-	91
13	2	92.4	16	1854	-	256
14	3	64.4	16	1240	1634	582
15	2	67.3	16	1473	-	117
16	2	84.1	16	1795	-	202
17	1	80.9	16	-	-	135
18	1	74.6	16	-	-	396
19	2	97.6	16	1805	-	615
Detection Check (1=Detection; 0=No Detection)						1



Trial Number			13			
Number of Bursts in Trial			20			
Chirp Center Frequency			5258.2			
Burst	No. of Pulses	Pulse Width (us)	Chirp Width (MHz)	Pulse 1-to-2 Spacing (us)	Pulse 2-to-3 Spacing (us)	Starting Location Within Interval (ms)
1	2	66.1	17	1417	-	388
2	2	86.7	17	1693	-	348
3	2	70.5	17	1263	-	215
4	2	78	17	1446	-	28
5	2	66	17	1185	-	585
6	2	80.6	17	1855	-	65
7	1	95.5	17	-	-	92
8	1	98.8	17	-	-	68
9	3	64.3	17	1641	1108	517
10	1	75.1	17	-	-	121
11	2	72.6	17	1499	-	448
12	1	60.3	17	-	-	567
13	2	54.9	17	1056	-	245
14	2	98.8	17	1023	-	584
15	2	60.9	17	1243	-	579
16	2	62.7	17	1226	-	464
17	1	80.1	17	-	-	89
18	2	70.9	17	1711	-	153
19	1	90.7	17	-	-	282
20	1	98.9	17	-	-	71
Detection Check (1=Detection; 0=No Detection)						1

Trial Number			14			
Number of Bursts in Trial			8			
Chirp Center Frequency			5259.4			
Burst	No. of Pulses	Pulse Width (us)	Chirp Width (MHz)	Pulse 1-to-2 Spacing (us)	Pulse 2-to-3 Spacing (us)	Starting Location Within Interval (ms)
1	2	67.5	20	1542	-	947
2	3	83.6	20	1272	1696	124
3	2	93.2	20	1877	-	701
4	1	55.6	20	-	-	1123
5	3	84.2	20	1733	1619	756
6	3	69.1	20	1612	1071	1
7	2	66.9	20	1905	-	7
8	3	86.8	20	1697	1621	1082
Detection Check (1=Detection; 0=No Detection)						1



Trial Number			15			
Number of Bursts in Trial			9			
Chirp Center Frequency			5259.0			
Burst	No. of Pulses	Pulse Width (us)	Chirp Width (MHz)	Pulse 1-to-2 Spacing (us)	Pulse 2-to-3 Spacing (us)	Starting Location Within Interval (ms)
1	2	62.2	19	1571	-	949
2	2	85	19	1669	-	189
3	2	64.5	19	1505	-	176
4	2	50.4	19	1325	-	538
5	2	66.1	19	1483	-	908
6	2	71.2	19	1110	-	1017
7	3	53.7	19	1445	1677	492
8	3	62.5	19	1596	1341	349
9	3	62	19	1929	1221	1105
Detection Check (1=Detection; 0=No Detection)						1

Trial Number			16			
Number of Bursts in Trial			10			
Chirp Center Frequency			5258.6			
Burst	No. of Pulses	Pulse Width (us)	Chirp Width (MHz)	Pulse 1-to-2 Spacing (us)	Pulse 2-to-3 Spacing (us)	Starting Location Within Interval (ms)
1	2	80.5	18	1910	-	284
2	2	64.2	18	1661	-	751
3	2	90.1	18	1041	-	491
4	2	69.8	18	1495	-	107
5	1	73.1	18	-	-	490
6	3	77.2	18	1418	1145	1155
7	3	52.6	18	1732	1787	772
8	2	71.4	18	1562	-	121
9	2	89.8	18	1491	-	89
10	2	76.4	18	1355	-	615
Detection Check (1=Detection; 0=No Detection)						1



Trial Number			17			
Number of Bursts in Trial			11			
Chirp Center Frequency			5258.2			
Burst	No. of Pulses	Pulse Width (us)	Chirp Width (MHz)	Pulse 1-to-2 Spacing (us)	Pulse 2-to-3 Spacing (us)	Starting Location Within Interval (ms)
1	2	51.2	17	1236	-	740
2	1	71.7	17	-	-	941
3	2	74.7	17	1164	-	370
4	2	50.9	17	1919	-	371
5	2	65.2	17	1206	-	1033
6	2	98	17	1182	-	346
7	2	58.7	17	1612	-	639
8	1	63.8	17	-	-	1056
9	3	86.3	17	1545	1065	205
10	1	94.4	17	-	-	753
11	3	88.5	17	1699	1319	58
Detection Check (1=Detection; 0=No Detection)						0

Trial Number			18			
Number of Bursts in Trial			12			
Chirp Center Frequency			5257.8			
Burst	No. of Pulses	Pulse Width (us)	Chirp Width (MHz)	Pulse 1-to-2 Spacing (us)	Pulse 2-to-3 Spacing (us)	Starting Location Within Interval (ms)
1	2	88.7	16	1405	-	448
2	3	90.2	16	1544	1235	621
3	1	96.5	16	-	-	512
4	2	80.5	16	1090	-	321
5	2	63.7	16	1268	-	798
6	1	53.4	16	-	-	809
7	2	52.3	16	1043	-	301
8	3	54.7	16	1701	1104	796
9	3	75.6	16	1923	1729	669
10	2	59.2	16	1244	-	369
11	1	56.3	16	-	-	51
12	2	87.8	16	1608	-	733
Detection Check (1=Detection; 0=No Detection)						1



Trial Number			19			
Number of Bursts in Trial			13			
Chirp Center Frequency			5257.4			
Burst	No. of Pulses	Pulse Width (us)	Chirp Width (MHz)	Pulse 1-to-2 Spacing (us)	Pulse 2-to-3 Spacing (us)	Starting Location Within Interval (ms)
1	2	68.2	15	1104	-	229
2	2	58.4	15	1627	-	488
3	3	74.7	15	1861	1015	137
4	2	58.2	15	1593	-	520
5	1	51.6	15	-	-	799
6	2	94.7	15	1469	-	43
7	2	70.7	15	1091	-	126
8	2	82.9	15	1472	-	607
9	3	62.7	15	1168	1453	527
10	2	63.1	15	1529	-	143
11	1	96.1	15	-	-	176
12	2	57	15	1457	-	882
13	3	95.6	15	1707	1501	214
Detection Check (1=Detection; 0=No Detection)						1

Trial Number			20			
Number of Bursts in Trial			14			
Chirp Center Frequency			5257.0			
Burst	No. of Pulses	Pulse Width (us)	Chirp Width (MHz)	Pulse 1-to-2 Spacing (us)	Pulse 2-to-3 Spacing (us)	Starting Location Within Interval (ms)
1	1	95.7	14	-	-	117
2	1	93.1	14	-	-	720
3	1	55.8	14	-	-	297
4	1	76.7	14	-	-	284
5	2	68	14	1686	-	472
6	3	94.1	14	1796	1393	264
7	2	53.9	14	1293	-	525
8	1	99.3	14	-	-	155
9	2	73.3	14	1458	-	65
10	2	93.3	14	1196	-	451
11	3	55.8	14	1895	1034	243
12	1	66.4	14	-	-	228
13	2	65.6	14	1732	-	746
14	2	76.5	14	1187	-	522
Detection Check (1=Detection; 0=No Detection)						1



Trial Number			21			
Number of Bursts in Trial			15			
Chirp Center Frequency			5323.6			
Burst	No. of Pulses	Pulse Width (us)	Chirp Width (MHz)	Pulse 1-to-2 Spacing (us)	Pulse 2-to-3 Spacing (us)	Starting Location Within Interval (ms)
1	1	85.1	13	-	-	565
2	2	72.5	13	1648	-	211
3	1	67.5	13	-	-	348
4	2	56.1	13	1360	-	156
5	1	71.1	13	-	-	718
6	2	93.1	13	1391	-	400
7	1	56.5	13	-	-	482
8	1	63.8	13	-	-	703
9	2	67.4	13	1727	-	780
10	1	52.3	13	-	-	102
11	3	62.4	13	1228	1715	304
12	2	53.3	13	1630	-	57
13	2	83.1	13	1205	-	768
14	2	93.7	13	1085	-	461
15	2	90.7	13	1297	-	746
Detection Check (1=Detection; 0=No Detection)						1

Trial Number			22			
Number of Bursts in Trial			16			
Chirp Center Frequency			5324.0			
Burst	No. of Pulses	Pulse Width (us)	Chirp Width (MHz)	Pulse 1-to-2 Spacing (us)	Pulse 2-to-3 Spacing (us)	Starting Location Within Interval (ms)
1	2	98.8	12	1439	-	95
2	1	54.5	12	-	-	676
3	2	80.5	12	1360	-	8
4	2	55.9	12	1906	-	373
5	2	72.1	12	1623	-	254
6	2	84.4	12	1604	-	480
7	1	78.5	12	-	-	663
8	1	88	12	-	-	314
9	2	74.7	12	1157	-	596
10	2	97.1	12	1673	-	264
11	1	81.6	12	-	-	740
12	1	83.6	12	-	-	163
13	3	87.6	12	1757	1322	628
14	2	58.5	12	1372	-	132
15	3	91.8	12	1767	1183	106
16	2	58.8	12	1432	-	659
Detection Check (1=Detection; 0=No Detection)						0



Trial Number			23			
Number of Bursts in Trial			17			
Chirp Center Frequency			5324.4			
Burst	No. of Pulses	Pulse Width (us)	Chirp Width (MHz)	Pulse 1-to-2 Spacing (us)	Pulse 2-to-3 Spacing (us)	Starting Location Within Interval (ms)
1	1	96	11	-	-	284
2	2	92.5	11	1241	-	488
3	2	89.5	11	1347	-	76
4	2	74.8	11	1607	-	688
5	2	60.6	11	1523	-	28
6	2	71.5	11	1659	-	383
7	2	71.1	11	1454	-	182
8	1	98.7	11	-	-	20
9	2	85.1	11	1770	-	576
10	2	89.2	11	1086	-	410
11	2	60.7	11	1101	-	458
12	2	75.2	11	1719	-	348
13	2	75.7	11	1799	-	481
14	3	56.7	11	1132	1884	587
15	2	65	11	1885	-	480
16	2	64.6	11	1910	-	195
17	3	69.9	11	1410	1190	396
Detection Check (1=Detection; 0=No Detection)						1



Trial Number			24			
Number of Bursts in Trial			18			
Chirp Center Frequency			5324.8			
Burst	No. of Pulses	Pulse Width (us)	Chirp Width (MHz)	Pulse 1-to-2 Spacing (us)	Pulse 2-to-3 Spacing (us)	Starting Location Within Interval (ms)
1	3	83.8	10	1290	1021	536
2	2	66.9	10	1112	-	44
3	3	91	10	1220	1504	611
4	2	86.1	10	1678	-	456
5	3	65.5	10	1928	1222	330
6	1	62.6	10	-	-	297
7	3	68.7	10	1505	1200	351
8	3	59.2	10	1452	1114	230
9	1	73.9	10	-	-	222
10	1	77.2	10	-	-	57
11	2	96.4	10	1357	-	399
12	2	99.9	10	1173	-	299
13	2	99.9	10	1520	-	464
14	1	86.7	10	-	-	294
15	1	92.6	10	-	-	653
16	1	77.1	10	-	-	550
17	2	81.1	10	1664	-	566
18	3	68.4	10	1536	1309	580
Detection Check (1=Detection; 0=No Detection)						1



Trial Number			25			
Number of Bursts in Trial			19			
Chirp Center Frequency			5325.2			
Burst	No. of Pulses	Pulse Width (us)	Chirp Width (MHz)	Pulse 1-to-2 Spacing (us)	Pulse 2-to-3 Spacing (us)	Starting Location Within Interval (ms)
1	3	68.2	9	1723	1868	471
2	3	83.7	9	1711	1405	368
3	2	69.7	9	1781	-	425
4	1	59.7	9	-	-	440
5	2	96.7	9	1484	-	123
6	2	95.8	9	1319	-	261
7	3	71.3	9	1095	1354	332
8	3	53.2	9	1527	1427	427
9	2	69.5	9	1771	-	397
10	3	63.9	9	1075	1447	67
11	2	93.4	9	1783	-	174
12	2	77.3	9	1564	-	17
13	2	73.1	9	1294	-	216
14	1	77.4	9	-	-	292
15	3	57.2	9	1722	1886	619
16	2	68.7	9	1629	-	233
17	1	60.8	9	-	-	226
18	3	69.7	9	1128	1224	599
19	1	62.2	9	-	-	433
Detection Check (1=Detection; 0=No Detection)						1



Trial Number			26			
Number of Bursts in Trial			20			
Chirp Center Frequency			5325.6			
Burst	No. of Pulses	Pulse Width (us)	Chirp Width (MHz)	Pulse 1-to-2 Spacing (us)	Pulse 2-to-3 Spacing (us)	Starting Location Within Interval (ms)
1	1	80.5	8	-	-	90
2	3	62.6	8	1406	1343	319
3	3	85.6	8	1190	1529	384
4	2	83.9	8	1208	-	567
5	2	92.4	8	1488	-	234
6	2	54	8	1529	-	535
7	3	81.3	8	1501	1812	325
8	1	98.5	8	-	-	532
9	1	85.8	8	-	-	272
10	2	84.7	8	1593	-	182
11	2	83.3	8	1705	-	134
12	2	79.8	8	1567	-	286
13	1	77.9	8	-	-	368
14	3	98.4	8	1510	1569	290
15	2	79.9	8	1588	-	231
16	3	78	8	1140	1353	353
17	3	55.2	8	1700	1327	53
18	3	71.9	8	1081	1224	44
19	1	62	8	-	-	298
20	3	70.5	8	1888	1442	529
Detection Check (1=Detection; 0=No Detection)						1

Trial Number			27			
Number of Bursts in Trial			8			
Chirp Center Frequency			5321.6			
Burst	No. of Pulses	Pulse Width (us)	Chirp Width (MHz)	Pulse 1-to-2 Spacing (us)	Pulse 2-to-3 Spacing (us)	Starting Location Within Interval (ms)
1	2	69.1	18	1076	-	1436
2	2	62.1	18	1688	-	22
3	2	94.8	18	1891	-	897
4	1	75.8	18	-	-	1186
5	2	65.4	18	1713	-	589
6	2	97.7	18	1292	-	614
7	3	98.1	18	1670	1711	506
8	2	85.4	18	1672	-	776
Detection Check (1=Detection; 0=No Detection)						1



Trial Number			28			
Number of Bursts in Trial			9			
Chirp Center Frequency			5321.2			
Burst	No. of Pulses	Pulse Width (us)	Chirp Width (MHz)	Pulse 1-to-2 Spacing (us)	Pulse 2-to-3 Spacing (us)	Starting Location Within Interval (ms)
1	3	82	19	1233	1713	679
2	3	87.7	19	1554	1123	473
3	2	98.9	19	1518	-	869
4	1	55	19	-	-	719
5	1	93.6	19	-	-	902
6	2	58.7	19	1641	-	1243
7	2	88.7	19	1387	-	410
8	1	60.3	19	-	-	1154
9	1	97.7	19	-	-	512
Detection Check (1=Detection; 0=No Detection)						0

Trial Number			29			
Number of Bursts in Trial			10			
Chirp Center Frequency			5320.8			
Burst	No. of Pulses	Pulse Width (us)	Chirp Width (MHz)	Pulse 1-to-2 Spacing (us)	Pulse 2-to-3 Spacing (us)	Starting Location Within Interval (ms)
1	1	69.6	20	-	-	1131
2	1	74.5	20	-	-	290
3	1	60.9	20	-	-	895
4	1	74.6	20	-	-	202
5	2	99.3	20	1501	-	139
6	2	95.3	20	1065	-	854
7	2	91.9	20	1722	-	219
8	2	51	20	1285	-	57
9	2	87.7	20	1747	-	141
10	1	87.2	20	-	-	596
Detection Check (1=Detection; 0=No Detection)						1



Trial Number			30			
Number of Bursts in Trial			11			
Chirp Center Frequency			5326.8			
Burst	No. of Pulses	Pulse Width (us)	Chirp Width (MHz)	Pulse 1-to-2 Spacing (us)	Pulse 2-to-3 Spacing (us)	Starting Location Within Interval (ms)
1	3	59.9	5	1901	1196	935
2	2	77.1	5	1590	-	1038
3	2	62.7	5	1227	-	690
4	1	77.1	5	-	-	547
5	3	99.8	5	1798	1790	551
6	2	61.5	5	1135	-	876
7	2	77.5	5	1583	-	448
8	2	57.3	5	1890	-	736
9	2	53.5	5	1757	-	362
10	1	66.6	5	-	-	836
11	3	80.7	5	1811	1289	410
Detection Check (1=Detection; 0=No Detection)						1



Type 6 Radar Statistical Performance

Trial #	Test Freq. (MHz)	Pulses / Hop	Pulse Width (us)	PRI (us)	1=Detection 0=No Detection
1	5290	9	1	333	1
2	5290	9	1	333	1
3	5290	9	1	333	0
4	5290	9	1	333	1
5	5290	9	1	333	1
6	5290	9	1	333	0
7	5290	9	1	333	1
8	5290	9	1	333	1
9	5290	9	1	333	0
10	5290	9	1	333	1
11	5290	9	1	333	1
12	5290	9	1	333	0
13	5290	9	1	333	1
14	5290	9	1	333	1
15	5290	9	1	333	0
16	5290	9	1	333	1
17	5290	9	1	333	1
18	5290	9	1	333	1
19	5290	9	1	333	0
20	5290	9	1	333	1
21	5290	9	1	333	1
22	5290	9	1	333	0
23	5290	9	1	333	1
24	5290	9	1	333	1
25	5290	9	1	333	1
26	5290	9	1	333	0
27	5290	9	1	333	1
28	5290	9	1	333	1
29	5290	9	1	333	1
30	5290	9	1	333	0
Detection Percentage (%)					70.000
Limit					70%
Test Result					Complied



Modulation Mode: 802.11be (EHT160)

Type 1 Radar Statistical Performance

Trial #	Test Freq. (MHz)	Pulse Repetition Frequency Number	Pulse Repetition Frequency (Pulse Per Second)	PRI (us)	1=Detection 0=No Detection
1	5280	1	1930.5	518	1
2	5250	23	326.2	3066	1
3	5286	19	1139.0	878	1
4	5303	12	1355.0	738	1
5	5307	4	1730.1	578	1
6	5320	8	1519.8	658	0
7	5303	15	1253.1	798	1
8	5280	6	1618.1	618	1
9	5271	14	1285.3	778	1
10	5312	3	1792.1	558	1
11	5317	13	1319.3	758	1
12	5270	9	1474.9	678	1
13	5320	7	1567.4	638	1
14	5255	17	1193.3	838	1
15	5307	10	1432.7	698	1
16	5295	-	1692.0	591	1
17	5259	-	328.1	3048	1
18	5300	-	373.4	2678	1
19	5268	-	574.4	1741	1
20	5266	-	1216.5	822	1
21	5325	-	801.3	1248	1
22	5306	-	488.5	2047	1
23	5322	-	956.0	1046	1
24	5309	-	517.6	1932	1
25	5263	-	1422.5	703	1
26	5299	-	542.0	1845	1
27	5320	-	741.3	1349	1
28	5286	-	881.8	1134	1
29	5320	-	427.4	2340	0
30	5279	-	628.9	1590	1
Detection Percentage (%)					93.333
Limit					60%
Test Result					Complied



Type 2 Radar Statistical Performance

Trial #	Test Freq. (MHz)	Pulse Width (us)	PRI (us)	Pulses / Burst	1=Detection 0=No Detection
1	5324	2.6	221	23	1
2	5322	4.6	198	27	1
3	5299	1.1	184	29	1
4	5284	4.8	203	24	1
5	5293	2.4	162	25	0
6	5271	3.4	204	28	1
7	5285	2.3	170	27	1
8	5255	3.5	184	23	1
9	5326	4.9	150	27	1
10	5302	4.6	211	29	0
11	5276	2.9	158	23	1
12	5296	2.6	226	27	1
13	5290	1.6	204	26	1
14	5259	3.9	181	25	1
15	5318	4.6	202	24	1
16	5312	4.1	194	27	1
17	5300	2.3	193	28	1
18	5294	3.9	173	29	1
19	5272	4.3	188	23	1
20	5281	1.5	215	26	1
21	5328	4.9	227	27	1
22	5279	1.1	199	23	1
23	5309	4.5	155	29	1
24	5314	4.0	190	27	1
25	5250	2.4	151	23	0
26	5291	2.5	180	28	1
27	5262	2.5	228	23	1
28	5289	2.5	203	25	1
29	5251	1.5	188	25	1
30	5252	1.9	217	24	1
Detection Percentage (%)					90.000
Limit					60%
Test Result					Complied



Type 3 Radar Statistical Performance

Trial #	Test Freq. (MHz)	Pulse Width (us)	PRI (us)	Pulses / Burst	1=Detection 0=No Detection
1	5253	8.0	205	16	1
2	5306	6.7	382	18	0
3	5266	8.6	418	16	1
4	5327	9.4	351	17	0
5	5328	7.4	383	18	1
6	5251	9.8	232	16	1
7	5277	9.1	377	17	1
8	5329	9.6	457	16	1
9	5261	8.0	471	18	1
10	5273	9.0	304	18	1
11	5314	8.0	316	17	1
12	5260	9.8	325	16	1
13	5313	8.0	409	17	1
14	5252	9.9	200	17	1
15	5264	8.8	458	16	1
16	5288	8.0	232	18	1
17	5293	8.3	250	16	1
18	5275	8.7	270	16	0
19	5284	7.7	350	17	1
20	5260	7.1	230	16	1
21	5310	7.3	416	18	1
22	5305	7.6	498	18	1
23	5290	7.3	286	17	1
24	5316	7.3	287	16	1
25	5324	7.5	462	17	1
26	5308	6.2	300	17	1
27	5254	6.4	323	18	1
28	5275	7.1	420	16	1
29	5293	7.2	395	18	1
30	5277	8.4	377	16	1
Detection Percentage (%)					90.000
Limit					60%
Test Result					Complied



Type 4 Radar Statistical Performance

Trial #	Test Freq. (MHz)	Pulse Width (us)	PRI (us)	Pulses / Burst	1=Detection 0=No Detection
1	5255	18.0	242	15	0
2	5330	19.9	279	12	1
3	5283	12.9	487	14	0
4	5302	15.0	452	13	1
5	5317	16.3	230	12	1
6	5295	19.8	238	13	0
7	5282	18.2	420	16	1
8	5312	16.3	452	15	1
9	5316	14.2	495	12	1
10	5254	17.8	228	16	1
11	5278	19.1	211	16	0
12	5264	18.4	283	15	1
13	5265	11.8	411	12	1
14	5298	14.2	284	13	0
15	5320	13.9	202	12	1
16	5329	17.8	340	14	0
17	5314	15.6	290	16	1
18	5313	14.6	250	16	1
19	5307	14.4	484	15	1
20	5254	18.9	387	13	0
21	5289	11.1	348	15	1
22	5270	13.8	291	16	1
23	5298	14.3	295	12	1
24	5323	12.5	300	12	1
25	5321	12.5	322	14	0
26	5263	12.5	383	13	1
27	5289	15.7	322	16	1
28	5263	19.8	469	13	1
29	5270	18.6	406	15	0
30	5254	15.9	238	14	1
Detection Percentage (%)					70.000
Limit					60%
Test Result					Complied



Total Type 1~4 Radar Statistical Performance

Radar Type #	Detection Percentage (%)
1	93.333
2	90.000
3	90.000
4	70.000
Aggregate (Radar Types 1-4)	85.833
Limit	80%
Test Result	Complied



Type 5 Radar Statistical Performance

Center Freq. (MHz)	Low Edge (MHz)	High Edge (MHz)	VSG Freq. (MHz)	Detection
Trial	Chirp	Offset		
1	5	2	5290.0	1
2	20	8	5290.0	1
3	7	2.8	5290.0	1
4	8	3.2	5290.0	1
5	9	3.6	5290.0	1
6	10	4	5290.0	1
7	11	4.4	5290.0	1
8	12	4.8	5290.0	1
9	13	5.2	5290.0	1
10	14	5.6	5290.0	1
11	15	6	5256.0	0
12	16	6.4	5256.4	1
13	17	6.8	5256.8	1
14	20	8	5258.0	1
15	19	7.6	5257.6	0
16	18	7.2	5257.2	0
17	17	6.8	5256.8	1
18	16	6.4	5256.4	1
19	15	6	5256.0	1
20	14	5.6	5255.6	1
21	13	5.2	5323.4	1
22	12	4.8	5323.8	1
23	11	4.4	5324.2	1
24	10	4	5324.6	1
25	9	3.6	5325.0	1
26	8	3.2	5325.4	1
27	18	7.2	5321.4	1
28	19	7.6	5321.0	1
29	20	8	5320.6	1
30	5	2	5326.6	1
Total				27
Detection Percentage (%)				90%
Limit				80%
Test Result				Complied



Trial Number			1			
Number of Bursts in Trial			8			
Chirp Center Frequency			5290.0			
Burst	No. of Pulses	Pulse Width (us)	Chirp Width (MHz)	Pulse 1-to-2 Spacing (us)	Pulse 2-to-3 Spacing (us)	Starting Location Within Interval (ms)
1	1	62.1	5	-	-	1091
2	2	56	5	1729	-	133
3	2	91.3	5	1230	-	1057
4	3	50.7	5	1762	1616	1442
5	2	92.6	5	1723	-	544
6	2	87.3	5	1302	-	1089
7	2	59.5	5	1291	-	1374
8	2	52.2	5	1653	-	1237
Detection Check (1=Detection; 0=No Detection)						1

Trial Number			2			
Number of Bursts in Trial			9			
Chirp Center Frequency			5290.0			
Burst	No. of Pulses	Pulse Width (us)	Chirp Width (MHz)	Pulse 1-to-2 Spacing (us)	Pulse 2-to-3 Spacing (us)	Starting Location Within Interval (ms)
1	3	90	20	1007	1326	30
2	2	73.7	20	1785	-	979
3	1	78.1	20	-	-	683
4	2	92.4	20	1281	-	950
5	1	61.2	20	-	-	612
6	3	67.2	20	1525	1870	17
7	1	78.5	20	-	-	429
8	2	60.3	20	1931	-	936
9	3	92.9	20	1403	1476	548
Detection Check (1=Detection; 0=No Detection)						1



Trial Number			3			
Number of Bursts in Trial			10			
Chirp Center Frequency			5290.0			
Burst	No. of Pulses	Pulse Width (us)	Chirp Width (MHz)	Pulse 1-to-2 Spacing (us)	Pulse 2-to-3 Spacing (us)	Starting Location Within Interval (ms)
1	3	63.4	7	1574	1607	801
2	1	98	7	-	-	966
3	1	58.7	7	-	-	185
4	1	88	7	-	-	1012
5	3	79.5	7	1562	1370	943
6	3	57.1	7	1900	1188	686
7	2	64.4	7	1090	-	599
8	1	78.7	7	-	-	1089
9	1	69.3	7	-	-	188
10	3	55.3	7	1375	1691	933
Detection Check (1=Detection; 0=No Detection)						1

Trial Number			4			
Number of Bursts in Trial			11			
Chirp Center Frequency			5290.0			
Burst	No. of Pulses	Pulse Width (us)	Chirp Width (MHz)	Pulse 1-to-2 Spacing (us)	Pulse 2-to-3 Spacing (us)	Starting Location Within Interval (ms)
1	2	74.3	8	1642	-	24
2	1	83.1	8	-	-	985
3	2	59.5	8	1680	-	988
4	2	59.8	8	1786	-	800
5	2	77.6	8	1617	-	339
6	2	79.9	8	1553	-	1040
7	1	56	8	-	-	544
8	3	71.4	8	1406	1927	452
9	1	97.4	8	-	-	204
10	2	98.3	8	1037	-	926
11	1	63.6	8	-	-	1052
Detection Check (1=Detection; 0=No Detection)						1



Trial Number			5			
Number of Bursts in Trial			12			
Chirp Center Frequency			5290.0			
Burst	No. of Pulses	Pulse Width (us)	Chirp Width (MHz)	Pulse 1-to-2 Spacing (us)	Pulse 2-to-3 Spacing (us)	Starting Location Within Interval (ms)
1	1	50	9	-	-	557
2	2	62.5	9	1731	-	567
3	2	55.4	9	1070	-	460
4	1	65.7	9	-	-	4
5	2	58	9	1512	-	64
6	2	60.9	9	1230	-	650
7	3	89.6	9	1598	1738	235
8	3	84.4	9	1271	1617	873
9	3	72.3	9	1498	1321	901
10	1	58.9	9	-	-	663
11	2	74.8	9	1584	-	919
12	1	71.8	9	-	-	375
Detection Check (1=Detection; 0=No Detection)						1

Trial Number			6			
Number of Bursts in Trial			13			
Chirp Center Frequency			5290.0			
Burst	No. of Pulses	Pulse Width (us)	Chirp Width (MHz)	Pulse 1-to-2 Spacing (us)	Pulse 2-to-3 Spacing (us)	Starting Location Within Interval (ms)
1	2	88.1	10	1257	-	846
2	1	58.7	10	-	-	725
3	2	97.1	10	1037	-	30
4	3	83.1	10	1029	1106	490
5	1	62.1	10	-	-	262
6	2	71.4	10	1058	-	283
7	2	86.3	10	1867	-	49
8	3	77.3	10	1418	1876	634
9	1	78.9	10	-	-	304
10	3	79.2	10	1055	1572	564
11	3	52	10	1582	1836	852
12	3	56.5	10	1195	1542	525
13	3	100	10	1638	1729	750
Detection Check (1=Detection; 0=No Detection)						1



Trial Number			7			
Number of Bursts in Trial			14			
Chirp Center Frequency			5290.0			
Burst	No. of Pulses	Pulse Width (us)	Chirp Width (MHz)	Pulse 1-to-2 Spacing (us)	Pulse 2-to-3 Spacing (us)	Starting Location Within Interval (ms)
1	2	92.7	11	1208	-	231
2	2	81.3	11	1144	-	804
3	2	60.4	11	1555	-	34
4	2	62.1	11	1320	-	427
5	1	50	11	-	-	577
6	3	65.9	11	1020	1365	3
7	2	73.8	11	1308	-	51
8	2	74.3	11	1143	-	360
9	1	62.9	11	-	-	394
10	2	74.8	11	1404	-	317
11	2	69.7	11	1309	-	532
12	2	69.8	11	1688	-	339
13	2	77.4	11	1857	-	381
14	1	55.1	11	-	-	426
Detection Check (1=Detection; 0=No Detection)						1

Trial Number			8			
Number of Bursts in Trial			15			
Chirp Center Frequency			5290.0			
Burst	No. of Pulses	Pulse Width (us)	Chirp Width (MHz)	Pulse 1-to-2 Spacing (us)	Pulse 2-to-3 Spacing (us)	Starting Location Within Interval (ms)
1	1	91.7	12	-	-	776
2	2	90	12	1196	-	187
3	3	92.3	12	1486	1853	448
4	2	66.8	12	1545	-	702
5	1	64	12	-	-	403
6	3	95.4	12	1123	1473	230
7	3	66.8	12	1867	1401	604
8	3	67.7	12	1472	1397	38
9	1	68.2	12	-	-	735
10	2	82.2	12	1297	-	610
11	1	92.1	12	-	-	618
12	2	57	12	1764	-	705
13	2	58.5	12	1310	-	22
14	3	85.5	12	1630	1447	641
15	2	82.2	12	1371	-	109
Detection Check (1=Detection; 0=No Detection)						1



Trial Number			9			
Number of Bursts in Trial			16			
Chirp Center Frequency			5290.0			
Burst	No. of Pulses	Pulse Width (us)	Chirp Width (MHz)	Pulse 1-to-2 Spacing (us)	Pulse 2-to-3 Spacing (us)	Starting Location Within Interval (ms)
1	2	74.4	13	1707	-	442
2	2	63.6	13	1725	-	280
3	2	71.3	13	1704	-	459
4	3	77.6	13	1063	1405	197
5	3	65.2	13	1731	1294	101
6	3	55.1	13	1109	1549	17
7	2	96.8	13	1034	-	131
8	3	80.8	13	1533	1051	365
9	1	60.4	13	-	-	222
10	2	61.8	13	1312	-	371
11	2	71.3	13	1657	-	33
12	2	98.1	13	1024	-	291
13	1	57.9	13	-	-	188
14	1	91.8	13	-	-	163
15	2	56.7	13	1259	-	426
16	2	89.7	13	1690	-	606
Detection Check (1=Detection; 0=No Detection)						1



Trial Number			10			
Number of Bursts in Trial			17			
Chirp Center Frequency			5290.0			
Burst	No. of Pulses	Pulse Width (us)	Chirp Width (MHz)	Pulse 1-to-2 Spacing (us)	Pulse 2-to-3 Spacing (us)	Starting Location Within Interval (ms)
1	2	74.4	14	1107	-	462
2	1	87.6	14	-	-	653
3	2	61.7	14	1741	-	457
4	2	57.5	14	1566	-	388
5	2	66.1	14	1855	-	63
6	3	70.1	14	1044	1012	136
7	1	66.4	14	-	-	343
8	1	59.2	14	-	-	349
9	2	88.3	14	1240	-	362
10	1	64.7	14	-	-	221
11	2	73	14	1703	-	144
12	2	81.7	14	1450	-	671
13	3	70.1	14	1741	1278	320
14	1	63.6	14	-	-	196
15	1	58.7	14	-	-	413
16	2	65.9	14	1478	-	170
17	1	72.7	14	-	-	564
Detection Check (1=Detection; 0=No Detection)						1



Trial Number			11			
Number of Bursts in Trial			18			
Chirp Center Frequency			5256.0			
Burst	No. of Pulses	Pulse Width (us)	Chirp Width (MHz)	Pulse 1-to-2 Spacing (us)	Pulse 2-to-3 Spacing (us)	Starting Location Within Interval (ms)
1	2	72.1	15	1193	-	130
2	3	76.3	15	1484	1390	114
3	1	86.1	15	-	-	14
4	1	73.2	15	-	-	604
5	1	81.2	15	-	-	548
6	2	99.5	15	1398	-	173
7	1	93.9	15	-	-	262
8	2	75.9	15	1921	-	38
9	3	79.2	15	1100	1429	84
10	3	77	15	1166	1799	610
11	1	91.8	15	-	-	339
12	3	56.8	15	1330	1556	580
13	2	83.1	15	1556	-	295
14	2	63	15	1552	-	156
15	1	65.7	15	-	-	439
16	1	64.5	15	-	-	188
17	1	88.5	15	-	-	419
18	1	60.6	15	-	-	205
Detection Check (1=Detection; 0=No Detection)						0



Trial Number			12			
Number of Bursts in Trial			19			
Chirp Center Frequency			5256.4			
Burst	No. of Pulses	Pulse Width (us)	Chirp Width (MHz)	Pulse 1-to-2 Spacing (us)	Pulse 2-to-3 Spacing (us)	Starting Location Within Interval (ms)
1	2	90.5	16	1299	-	381
2	2	88.4	16	1418	-	327
3	2	53.7	16	1055	-	536
4	1	80.5	16	-	-	285
5	1	50.4	16	-	-	398
6	2	61.2	16	1749	-	439
7	2	78.8	16	1065	-	129
8	3	75	16	1748	1820	325
9	2	96.7	16	1254	-	440
10	3	76.3	16	1848	1106	397
11	1	73.3	16	-	-	232
12	2	92.4	16	1317	-	91
13	2	92.4	16	1854	-	256
14	3	64.4	16	1240	1634	582
15	2	67.3	16	1473	-	117
16	2	84.1	16	1795	-	202
17	1	80.9	16	-	-	135
18	1	74.6	16	-	-	396
19	2	97.6	16	1805	-	615
Detection Check (1=Detection; 0=No Detection)						1



Trial Number			13			
Number of Bursts in Trial			20			
Chirp Center Frequency			5256.8			
Burst	No. of Pulses	Pulse Width (us)	Chirp Width (MHz)	Pulse 1-to-2 Spacing (us)	Pulse 2-to-3 Spacing (us)	Starting Location Within Interval (ms)
1	2	66.1	17	1417	-	388
2	2	86.7	17	1693	-	348
3	2	70.5	17	1263	-	215
4	2	78	17	1446	-	28
5	2	66	17	1185	-	585
6	2	80.6	17	1855	-	65
7	1	95.5	17	-	-	92
8	1	98.8	17	-	-	68
9	3	64.3	17	1641	1108	517
10	1	75.1	17	-	-	121
11	2	72.6	17	1499	-	448
12	1	60.3	17	-	-	567
13	2	54.9	17	1056	-	245
14	2	98.8	17	1023	-	584
15	2	60.9	17	1243	-	579
16	2	62.7	17	1226	-	464
17	1	80.1	17	-	-	89
18	2	70.9	17	1711	-	153
19	1	90.7	17	-	-	282
20	1	98.9	17	-	-	71
Detection Check (1=Detection; 0=No Detection)						1

Trial Number			14			
Number of Bursts in Trial			8			
Chirp Center Frequency			5258.0			
Burst	No. of Pulses	Pulse Width (us)	Chirp Width (MHz)	Pulse 1-to-2 Spacing (us)	Pulse 2-to-3 Spacing (us)	Starting Location Within Interval (ms)
1	2	67.5	20	1542	-	947
2	3	83.6	20	1272	1696	124
3	2	93.2	20	1877	-	701
4	1	55.6	20	-	-	1123
5	3	84.2	20	1733	1619	756
6	3	69.1	20	1612	1071	1
7	2	66.9	20	1905	-	7
8	3	86.8	20	1697	1621	1082
Detection Check (1=Detection; 0=No Detection)						1



Trial Number			15			
Number of Bursts in Trial			9			
Chirp Center Frequency			5257.6			
Burst	No. of Pulses	Pulse Width (us)	Chirp Width (MHz)	Pulse 1-to-2 Spacing (us)	Pulse 2-to-3 Spacing (us)	Starting Location Within Interval (ms)
1	2	62.2	19	1571	-	949
2	2	85	19	1669	-	189
3	2	64.5	19	1505	-	176
4	2	50.4	19	1325	-	538
5	2	66.1	19	1483	-	908
6	2	71.2	19	1110	-	1017
7	3	53.7	19	1445	1677	492
8	3	62.5	19	1596	1341	349
9	3	62	19	1929	1221	1105
Detection Check (1=Detection; 0=No Detection)						0

Trial Number			16			
Number of Bursts in Trial			10			
Chirp Center Frequency			5257.2			
Burst	No. of Pulses	Pulse Width (us)	Chirp Width (MHz)	Pulse 1-to-2 Spacing (us)	Pulse 2-to-3 Spacing (us)	Starting Location Within Interval (ms)
1	2	80.5	18	1910	-	284
2	2	64.2	18	1661	-	751
3	2	90.1	18	1041	-	491
4	2	69.8	18	1495	-	107
5	1	73.1	18	-	-	490
6	3	77.2	18	1418	1145	1155
7	3	52.6	18	1732	1787	772
8	2	71.4	18	1562	-	121
9	2	89.8	18	1491	-	89
10	2	76.4	18	1355	-	615
Detection Check (1=Detection; 0=No Detection)						0



Trial Number			17			
Number of Bursts in Trial			11			
Chirp Center Frequency			5256.8			
Burst	No. of Pulses	Pulse Width (us)	Chirp Width (MHz)	Pulse 1-to-2 Spacing (us)	Pulse 2-to-3 Spacing (us)	Starting Location Within Interval (ms)
1	2	51.2	17	1236	-	740
2	1	71.7	17	-	-	941
3	2	74.7	17	1164	-	370
4	2	50.9	17	1919	-	371
5	2	65.2	17	1206	-	1033
6	2	98	17	1182	-	346
7	2	58.7	17	1612	-	639
8	1	63.8	17	-	-	1056
9	3	86.3	17	1545	1065	205
10	1	94.4	17	-	-	753
11	3	88.5	17	1699	1319	58
Detection Check (1=Detection; 0=No Detection)						1

Trial Number			18			
Number of Bursts in Trial			12			
Chirp Center Frequency			5256.4			
Burst	No. of Pulses	Pulse Width (us)	Chirp Width (MHz)	Pulse 1-to-2 Spacing (us)	Pulse 2-to-3 Spacing (us)	Starting Location Within Interval (ms)
1	2	88.7	16	1405	-	448
2	3	90.2	16	1544	1235	621
3	1	96.5	16	-	-	512
4	2	80.5	16	1090	-	321
5	2	63.7	16	1268	-	798
6	1	53.4	16	-	-	809
7	2	52.3	16	1043	-	301
8	3	54.7	16	1701	1104	796
9	3	75.6	16	1923	1729	669
10	2	59.2	16	1244	-	369
11	1	56.3	16	-	-	51
12	2	87.8	16	1608	-	733
Detection Check (1=Detection; 0=No Detection)						1



Trial Number			19			
Number of Bursts in Trial			13			
Chirp Center Frequency			5256.0			
Burst	No. of Pulses	Pulse Width (us)	Chirp Width (MHz)	Pulse 1-to-2 Spacing (us)	Pulse 2-to-3 Spacing (us)	Starting Location Within Interval (ms)
1	2	68.2	15	1104	-	229
2	2	58.4	15	1627	-	488
3	3	74.7	15	1861	1015	137
4	2	58.2	15	1593	-	520
5	1	51.6	15	-	-	799
6	2	94.7	15	1469	-	43
7	2	70.7	15	1091	-	126
8	2	82.9	15	1472	-	607
9	3	62.7	15	1168	1453	527
10	2	63.1	15	1529	-	143
11	1	96.1	15	-	-	176
12	2	57	15	1457	-	882
13	3	95.6	15	1707	1501	214
Detection Check (1=Detection; 0=No Detection)						1

Trial Number			20			
Number of Bursts in Trial			14			
Chirp Center Frequency			5255.6			
Burst	No. of Pulses	Pulse Width (us)	Chirp Width (MHz)	Pulse 1-to-2 Spacing (us)	Pulse 2-to-3 Spacing (us)	Starting Location Within Interval (ms)
1	1	95.7	14	-	-	117
2	1	93.1	14	-	-	720
3	1	55.8	14	-	-	297
4	1	76.7	14	-	-	284
5	2	68	14	1686	-	472
6	3	94.1	14	1796	1393	264
7	2	53.9	14	1293	-	525
8	1	99.3	14	-	-	155
9	2	73.3	14	1458	-	65
10	2	93.3	14	1196	-	451
11	3	55.8	14	1895	1034	243
12	1	66.4	14	-	-	228
13	2	65.6	14	1732	-	746
14	2	76.5	14	1187	-	522
Detection Check (1=Detection; 0=No Detection)						1



Trial Number			21			
Number of Bursts in Trial			15			
Chirp Center Frequency			5323.4			
Burst	No. of Pulses	Pulse Width (us)	Chirp Width (MHz)	Pulse 1-to-2 Spacing (us)	Pulse 2-to-3 Spacing (us)	Starting Location Within Interval (ms)
1	1	85.1	13	-	-	565
2	2	72.5	13	1648	-	211
3	1	67.5	13	-	-	348
4	2	56.1	13	1360	-	156
5	1	71.1	13	-	-	718
6	2	93.1	13	1391	-	400
7	1	56.5	13	-	-	482
8	1	63.8	13	-	-	703
9	2	67.4	13	1727	-	780
10	1	52.3	13	-	-	102
11	3	62.4	13	1228	1715	304
12	2	53.3	13	1630	-	57
13	2	83.1	13	1205	-	768
14	2	93.7	13	1085	-	461
15	2	90.7	13	1297	-	746
Detection Check (1=Detection; 0=No Detection)						1

Trial Number			22			
Number of Bursts in Trial			16			
Chirp Center Frequency			5323.8			
Burst	No. of Pulses	Pulse Width (us)	Chirp Width (MHz)	Pulse 1-to-2 Spacing (us)	Pulse 2-to-3 Spacing (us)	Starting Location Within Interval (ms)
1	2	98.8	12	1439	-	95
2	1	54.5	12	-	-	676
3	2	80.5	12	1360	-	8
4	2	55.9	12	1906	-	373
5	2	72.1	12	1623	-	254
6	2	84.4	12	1604	-	480
7	1	78.5	12	-	-	663
8	1	88	12	-	-	314
9	2	74.7	12	1157	-	596
10	2	97.1	12	1673	-	264
11	1	81.6	12	-	-	740
12	1	83.6	12	-	-	163
13	3	87.6	12	1757	1322	628
14	2	58.5	12	1372	-	132
15	3	91.8	12	1767	1183	106
16	2	58.8	12	1432	-	659
Detection Check (1=Detection; 0=No Detection)						1



Trial Number			23			
Number of Bursts in Trial			17			
Chirp Center Frequency			5324.2			
Burst	No. of Pulses	Pulse Width (us)	Chirp Width (MHz)	Pulse 1-to-2 Spacing (us)	Pulse 2-to-3 Spacing (us)	Starting Location Within Interval (ms)
1	1	96	11	-	-	284
2	2	92.5	11	1241	-	488
3	2	89.5	11	1347	-	76
4	2	74.8	11	1607	-	688
5	2	60.6	11	1523	-	28
6	2	71.5	11	1659	-	383
7	2	71.1	11	1454	-	182
8	1	98.7	11	-	-	20
9	2	85.1	11	1770	-	576
10	2	89.2	11	1086	-	410
11	2	60.7	11	1101	-	458
12	2	75.2	11	1719	-	348
13	2	75.7	11	1799	-	481
14	3	56.7	11	1132	1884	587
15	2	65	11	1885	-	480
16	2	64.6	11	1910	-	195
17	3	69.9	11	1410	1190	396
Detection Check (1=Detection; 0=No Detection)						1



Trial Number			24			
Number of Bursts in Trial			18			
Chirp Center Frequency			5324.6			
Burst	No. of Pulses	Pulse Width (us)	Chirp Width (MHz)	Pulse 1-to-2 Spacing (us)	Pulse 2-to-3 Spacing (us)	Starting Location Within Interval (ms)
1	3	83.8	10	1290	1021	536
2	2	66.9	10	1112	-	44
3	3	91	10	1220	1504	611
4	2	86.1	10	1678	-	456
5	3	65.5	10	1928	1222	330
6	1	62.6	10	-	-	297
7	3	68.7	10	1505	1200	351
8	3	59.2	10	1452	1114	230
9	1	73.9	10	-	-	222
10	1	77.2	10	-	-	57
11	2	96.4	10	1357	-	399
12	2	99.9	10	1173	-	299
13	2	99.9	10	1520	-	464
14	1	86.7	10	-	-	294
15	1	92.6	10	-	-	653
16	1	77.1	10	-	-	550
17	2	81.1	10	1664	-	566
18	3	68.4	10	1536	1309	580
Detection Check (1=Detection; 0=No Detection)						1



Trial Number			25			
Number of Bursts in Trial			19			
Chirp Center Frequency			5325.0			
Burst	No. of Pulses	Pulse Width (us)	Chirp Width (MHz)	Pulse 1-to-2 Spacing (us)	Pulse 2-to-3 Spacing (us)	Starting Location Within Interval (ms)
1	3	68.2	9	1723	1868	471
2	3	83.7	9	1711	1405	368
3	2	69.7	9	1781	-	425
4	1	59.7	9	-	-	440
5	2	96.7	9	1484	-	123
6	2	95.8	9	1319	-	261
7	3	71.3	9	1095	1354	332
8	3	53.2	9	1527	1427	427
9	2	69.5	9	1771	-	397
10	3	63.9	9	1075	1447	67
11	2	93.4	9	1783	-	174
12	2	77.3	9	1564	-	17
13	2	73.1	9	1294	-	216
14	1	77.4	9	-	-	292
15	3	57.2	9	1722	1886	619
16	2	68.7	9	1629	-	233
17	1	60.8	9	-	-	226
18	3	69.7	9	1128	1224	599
19	1	62.2	9	-	-	433
Detection Check (1=Detection; 0=No Detection)						1



Trial Number			26			
Number of Bursts in Trial			20			
Chirp Center Frequency			5325.4			
Burst	No. of Pulses	Pulse Width (us)	Chirp Width (MHz)	Pulse 1-to-2 Spacing (us)	Pulse 2-to-3 Spacing (us)	Starting Location Within Interval (ms)
1	1	80.5	8	-	-	90
2	3	62.6	8	1406	1343	319
3	3	85.6	8	1190	1529	384
4	2	83.9	8	1208	-	567
5	2	92.4	8	1488	-	234
6	2	54	8	1529	-	535
7	3	81.3	8	1501	1812	325
8	1	98.5	8	-	-	532
9	1	85.8	8	-	-	272
10	2	84.7	8	1593	-	182
11	2	83.3	8	1705	-	134
12	2	79.8	8	1567	-	286
13	1	77.9	8	-	-	368
14	3	98.4	8	1510	1569	290
15	2	79.9	8	1588	-	231
16	3	78	8	1140	1353	353
17	3	55.2	8	1700	1327	53
18	3	71.9	8	1081	1224	44
19	1	62	8	-	-	298
20	3	70.5	8	1888	1442	529
Detection Check (1=Detection; 0=No Detection)						1

Trial Number			27			
Number of Bursts in Trial			8			
Chirp Center Frequency			5321.4			
Burst	No. of Pulses	Pulse Width (us)	Chirp Width (MHz)	Pulse 1-to-2 Spacing (us)	Pulse 2-to-3 Spacing (us)	Starting Location Within Interval (ms)
1	2	69.1	18	1076	-	1436
2	2	62.1	18	1688	-	22
3	2	94.8	18	1891	-	897
4	1	75.8	18	-	-	1186
5	2	65.4	18	1713	-	589
6	2	97.7	18	1292	-	614
7	3	98.1	18	1670	1711	506
8	2	85.4	18	1672	-	776
Detection Check (1=Detection; 0=No Detection)						1



Trial Number			28			
Number of Bursts in Trial			9			
Chirp Center Frequency			5321.0			
Burst	No. of Pulses	Pulse Width (us)	Chirp Width (MHz)	Pulse 1-to-2 Spacing (us)	Pulse 2-to-3 Spacing (us)	Starting Location Within Interval (ms)
1	3	82	19	1233	1713	679
2	3	87.7	19	1554	1123	473
3	2	98.9	19	1518	-	869
4	1	55	19	-	-	719
5	1	93.6	19	-	-	902
6	2	58.7	19	1641	-	1243
7	2	88.7	19	1387	-	410
8	1	60.3	19	-	-	1154
9	1	97.7	19	-	-	512
Detection Check (1=Detection; 0=No Detection)						1

Trial Number			29			
Number of Bursts in Trial			10			
Chirp Center Frequency			5320.6			
Burst	No. of Pulses	Pulse Width (us)	Chirp Width (MHz)	Pulse 1-to-2 Spacing (us)	Pulse 2-to-3 Spacing (us)	Starting Location Within Interval (ms)
1	1	69.6	20	-	-	1131
2	1	74.5	20	-	-	290
3	1	60.9	20	-	-	895
4	1	74.6	20	-	-	202
5	2	99.3	20	1501	-	139
6	2	95.3	20	1065	-	854
7	2	91.9	20	1722	-	219
8	2	51	20	1285	-	57
9	2	87.7	20	1747	-	141
10	1	87.2	20	-	-	596
Detection Check (1=Detection; 0=No Detection)						1



Trial Number			30			
Number of Bursts in Trial			11			
Chirp Center Frequency			5326.6			
Burst	No. of Pulses	Pulse Width (us)	Chirp Width (MHz)	Pulse 1-to-2 Spacing (us)	Pulse 2-to-3 Spacing (us)	Starting Location Within Interval (ms)
1	3	59.9	5	1901	1196	935
2	2	77.1	5	1590	-	1038
3	2	62.7	5	1227	-	690
4	1	77.1	5	-	-	547
5	3	99.8	5	1798	1790	551
6	2	61.5	5	1135	-	876
7	2	77.5	5	1583	-	448
8	2	57.3	5	1890	-	736
9	2	53.5	5	1757	-	362
10	1	66.6	5	-	-	836
11	3	80.7	5	1811	1289	410
Detection Check (1=Detection; 0=No Detection)						1



Type 6 Radar Statistical Performance

Trial #	Test Freq. (MHz)	Pulses / Hop	Pulse Width (us)	PRI (us)	1=Detection 0=No Detection
1	5250	9	1	333	1
2	5250	9	1	333	1
3	5250	9	1	333	1
4	5250	9	1	333	1
5	5250	9	1	333	1
6	5250	9	1	333	0
7	5250	9	1	333	1
8	5250	9	1	333	1
9	5250	9	1	333	1
10	5250	9	1	333	1
11	5250	9	1	333	1
12	5250	9	1	333	0
13	5250	9	1	333	1
14	5250	9	1	333	1
15	5250	9	1	333	1
16	5250	9	1	333	1
17	5250	9	1	333	1
18	5250	9	1	333	1
19	5250	9	1	333	0
20	5250	9	1	333	1
21	5250	9	1	333	1
22	5250	9	1	333	1
23	5250	9	1	333	0
24	5250	9	1	333	1
25	5250	9	1	333	1
26	5250	9	1	333	0
27	5250	9	1	333	1
28	5250	9	1	333	1
29	5250	9	1	333	0
30	5250	9	1	333	1
Detection Percentage (%)					80.000
Limit					70%
Test Result					Complied



For Extender mode (Master):

Modulation Mode: 802.11be (EHT160)

Type 4 Radar Statistical Performance

Trial #	Test Freq. (MHz)	Pulse Width (us)	PRI (us)	Pulses / Burst	1=Detection 0=No Detection
1	5266	18.0	242	15	1
2	5301	19.9	279	12	1
3	5299	12.9	487	14	0
4	5315	15.0	452	13	1
5	5251	16.3	230	12	1
6	5325	19.8	238	13	1
7	5273	18.2	420	16	0
8	5312	16.3	452	15	1
9	5328	14.2	495	12	1
10	5256	17.8	228	16	1
11	5278	19.1	211	16	0
12	5251	18.4	283	15	1
13	5273	11.8	411	12	0
14	5276	14.2	284	13	1
15	5320	13.9	202	12	1
16	5324	17.8	340	14	1
17	5289	15.6	290	16	1
18	5299	14.6	250	16	0
19	5304	14.4	484	15	1
20	5314	18.9	387	13	1
21	5294	11.1	348	15	1
22	5318	13.8	291	16	1
23	5327	14.3	295	12	1
24	5267	12.5	300	12	1
25	5321	12.5	322	14	1
26	5294	12.5	383	13	0
27	5265	15.7	322	16	1
28	5314	19.8	469	13	0
29	5315	18.6	406	15	1
30	5300	15.9	238	14	1
Detection Percentage (%)					76.667
Limit					60%
Test Result					Complied



For Mesh mode (Master):

Modulation Mode: 802.11be (EHT160)

Type 4 Radar Statistical Performance

Trial #	Test Freq. (MHz)	Pulse Width (us)	PRI (us)	Pulses / Burst	1=Detection 0=No Detection
1	5266	18.0	242	15	0
2	5301	19.9	279	12	1
3	5299	12.9	487	14	1
4	5315	15.0	452	13	0
5	5251	16.3	230	12	1
6	5325	19.8	238	13	1
7	5273	18.2	420	16	1
8	5312	16.3	452	15	1
9	5328	14.2	495	12	1
10	5256	17.8	228	16	1
11	5278	19.1	211	16	1
12	5251	18.4	283	15	0
13	5273	11.8	411	12	1
14	5276	14.2	284	13	1
15	5320	13.9	202	12	1
16	5324	17.8	340	14	1
17	5289	15.6	290	16	1
18	5299	14.6	250	16	1
19	5304	14.4	484	15	1
20	5314	18.9	387	13	1
21	5294	11.1	348	15	1
22	5318	13.8	291	16	1
23	5327	14.3	295	12	1
24	5267	12.5	300	12	0
25	5321	12.5	322	14	1
26	5294	12.5	383	13	1
27	5265	15.7	322	16	1
28	5314	19.8	469	13	0
29	5315	18.6	406	15	1
30	5300	15.9	238	14	1
Detection Percentage (%)					83.333
Limit					60%
Test Result					Complied



4 Test Equipment and Calibration Data

Instrument	Brand	Model No.	Serial No.	Characteristics	Calibration Date	Calibration Due Date	Remark
Spectrum Analyzer	R&S	FSV40	101026	9kHz~40GHz	Nov. 21, 2023	Nov. 20, 2024	Conducted (DF01-CB)
Vector Signal generator	R&S	SMU200A	102782	100kHz-6GHz	Sep. 07, 2023	Sep. 06, 2024	Conducted (DF01-CB)
RF Power Divider	MTJ	2 Way	DF01-DV03	1GHz ~ 8GHz	Oct. 03, 2023	Oct. 02, 2024	Conducted (DF01-CB)
RF Power Divider	MTJ	2 Way	DF01-DV02	1GHz ~ 8GHz	Oct. 03, 2023	Oct. 02, 2024	Conducted (DF01-CB)
RF Power Divider	MTJ	4 Way	DF01-DV01	1GHz ~ 6GHz	Oct. 03, 2023	Oct. 02, 2024	Conducted (DF01-CB)
RF Cable-high	Woken	RG402	High Cable-52	1 GHz ~18 GHz	Oct. 02, 2023	Oct. 01, 2024	Conducted (DF01-CB)
RF Cable-high	Woken	RG402	High Cable-53	1 GHz ~18 GHz	Oct. 02, 2023	Oct. 01, 2024	Conducted (DF01-CB)
RF Cable-high	Woken	RG402	High Cable-54	1 GHz ~18 GHz	Oct. 02, 2023	Oct. 01, 2024	Conducted (DF01-CB)
RF Cable-high	Woken	RG402	High Cable-56	1 GHz ~18 GHz	Oct. 02, 2023	Oct. 01, 2024	Conducted (DF01-CB)

Note: Calibration Interval of instruments listed above is one year.



5 Measurement Uncertainty

Test Items	Uncertainty	Remark
Conducted Emission	3.1 dB	Confidence levels of 95%

1. Dynamic In-Service Monitoring (Zero-Wait CAC)

1.1. Measuring Instruments

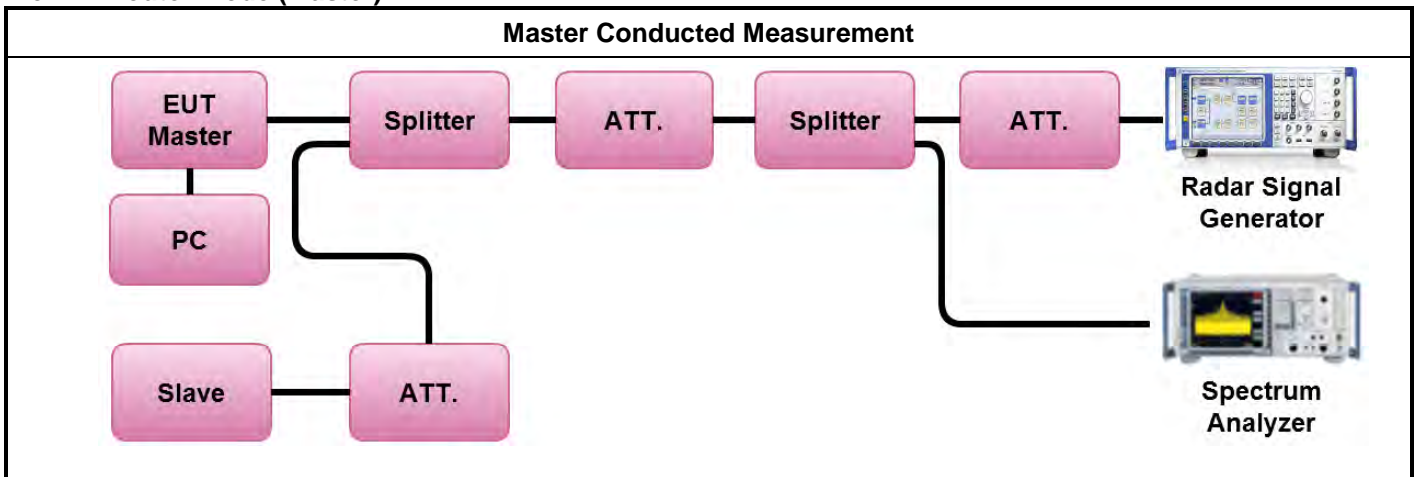
Refer a test equipment and calibration data table in this test report.

1.2. Test Procedure

Pre-clearing a targeted channel for zero time switching from a operation channel
 Before the operation channel moves from operation channels to targeted channels for zero time switching, one minute CAC should be performed on the targeted switching channel to make sure no radar presence. When CAC completed with no radar presence, channel move to targeted channel immediately. If radar detected at any time during CAC, EUT stays on the original operation channel.

1.3. Test Setup

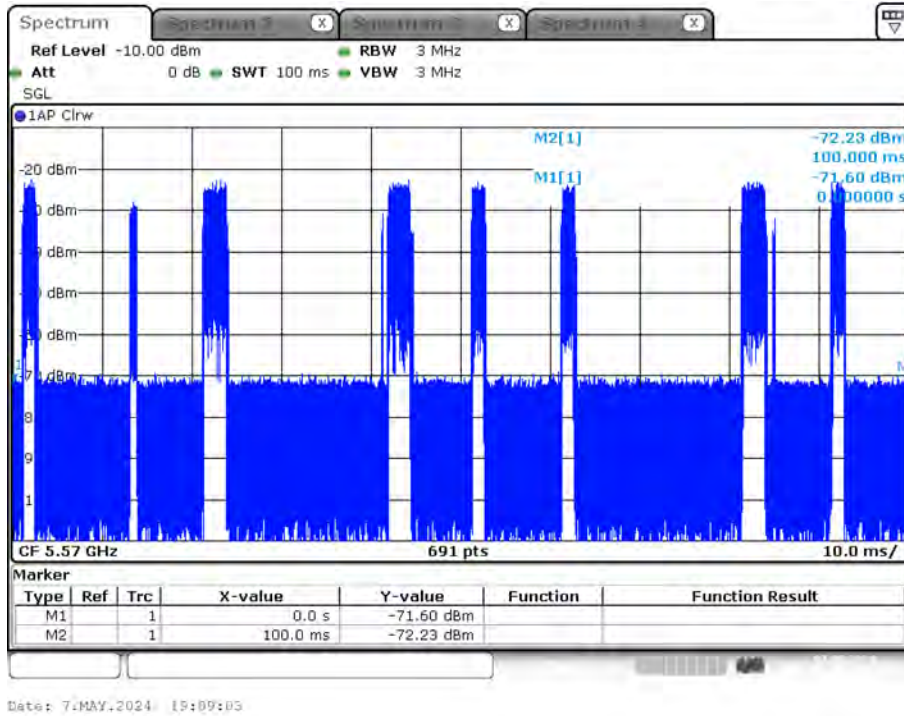
For AP Router mode (Master):



Test Channel Frequencies Configuration	
IEEE Std.	Test Channel Freq. (MHz)
802.11be (EHT160)	5250 MHz

1.4. Operation Frequency Data Traffic

For AP Router mode (Master):



R&S | Agilent

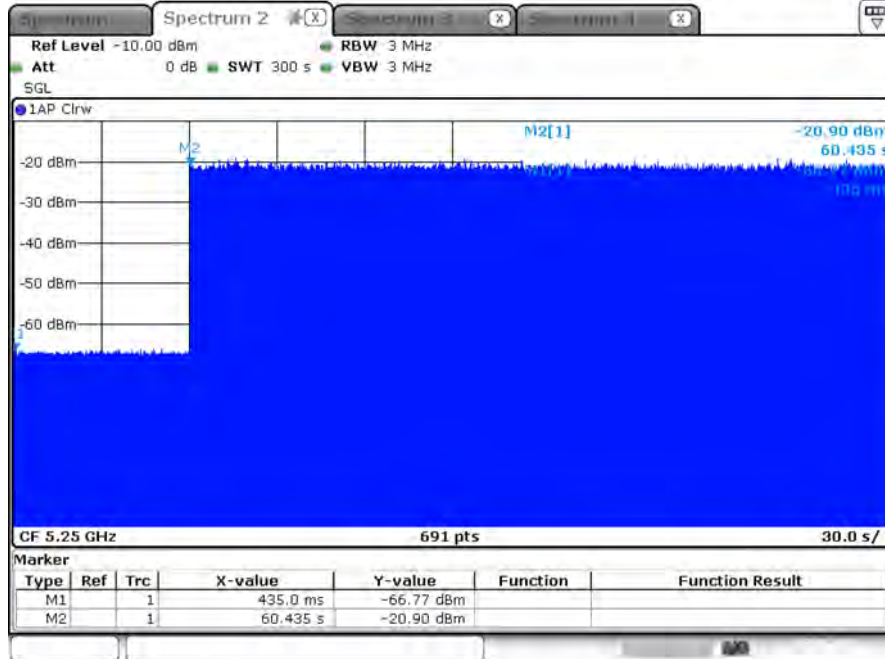
VISA session GPIB0::20	Threshold (dBm) -60	Marker 1 (sec) 0	Space Time of Point 0.000145	No. of Pulse 124
	Mean Level (dBm) -25.36	Marker 2 (sec) 0.1	Mark 1 Point 1	Close TX Time(sec) 17.971014m
	RMS Level (dBm) -24.85	Total Trace of Points 691	Mark 2 Point 691	Duty (%) 17.97

1.5. Test Result of Dynamic In-Service Monitoring

Dynamic In-Service Monitoring Test Result						
Detection Threshold Level (dBm)			-61.83			
Modulation Mode	Operation Freq.(MHz)	Targeted Channel Freq.(MHz)	Radar Test Signal (#)	Nr of Times Triggered (# out of 20)	Detection Probability (%)	Detection Probability Limit (%)
802.11be (EHT160)	5570	5250	0	17	85.00	60

Initial CAC – Zero Wait		
Modulation Mode	Zero-Wait Freq.	Radar Type
802.11be (EHT160)	5250 MHz	0

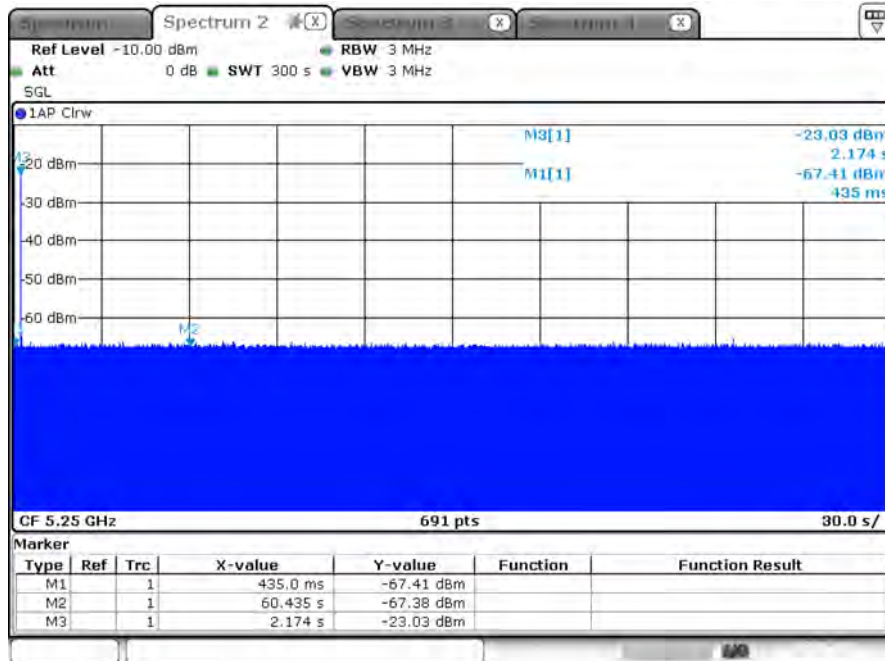
The EUT does not transmit any beacon or data transmissions until at least 1 minute. The initial CAC time of the EUT is indicated by marker 1 (0.435 sec). Initial beacons/data transmissions are indicated by marker 2 (60.435 sec).



Date: 7.MAY.2024 19:15:12

Begin CAC – Zero Wait		
Modulation Mode	Zero-Wait Freq.	Radar Type
802.11be (EHT160)	5250 MHz	0

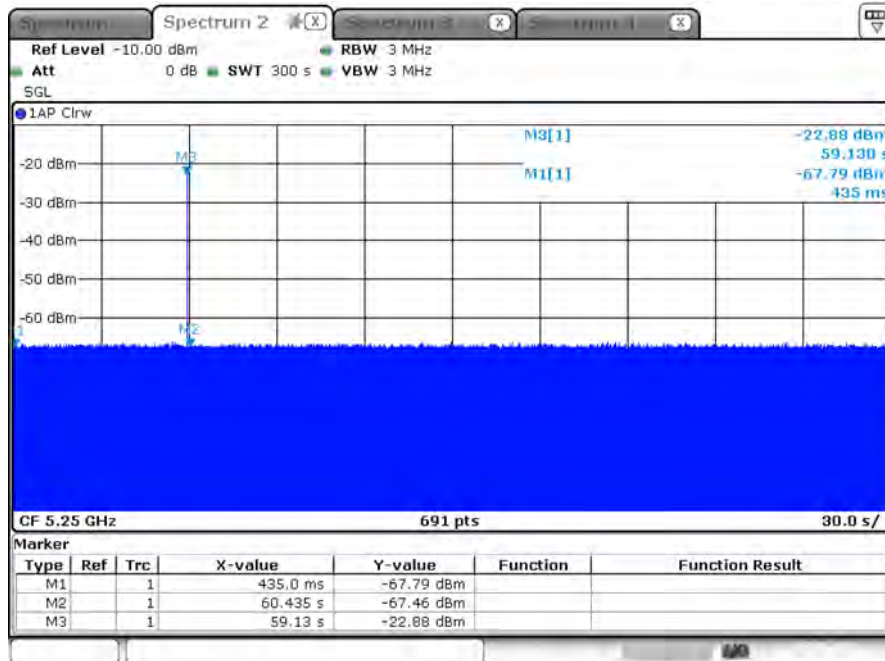
Visual indication on the EUT of successful detection of the radar Burst will be recorded and reported. Observation of emissions will continue for 297.826 seconds after the radar Burst has been generated. Verify that during the 300 seconds measurement window no EUT transmissions occurred.



Date: 7.MAY.2024 19:23:54

End CAC – Zero Wait		
Modulation Mode	Zero-Wait Freq.	Radar Type
802.11be (EHT160)	5250 MHz	0

Visual indication on the EUT of successful detection of the radar Burst will be recorded and reported. Observation of emissions will continue for 240.870 seconds after the radar Burst has been generated. Verify that during the 300 seconds measurement window no EUT transmissions occurred.



Date: 7.MAY.2024 19:34:31