



# RADIO TEST REPORT

**FCC ID** : MSQ-RTBE6G00  
**Equipment** : BE19000 Tri-band WiFi Router  
**Brand Name** : ASUS  
**Model Name** : RT-BE96U  
**Applicant** : ASUSTeK COMPUTER INC.  
1F., No. 15, Lide Rd., Beitou, Taipei City 112, Taiwan  
**Manufacturer (1)** : Compal Networking(KunShan) CO., LTD.  
No.520,Nan Bang RD., Economic & Technical  
Development Zone, KunShan,JiangSu,China  
**Manufacturer (2)** : Arcadyan Technology (Vietnam) Co., Ltd.  
Lot D4-5-6, Thang Long Vinh Phuc Industrial Park,  
Thien Ke Commune, Binh Xuyen District,15000  
Vinh Phuc Province, Vietnam  
**Standard** : 47 CFR FCC Part 15.407

The product was received on Dec. 21, 2022, and testing was started from Dec. 26, 2022 and completed on Mar. 27, 2023. We, Sporton International Inc. Hsinchu Laboratory, would like to declare that the tested sample has been evaluated in accordance with the procedures given in ANSI C63.10-2013 and shown compliance with the applicable technical standards.

The test results in this variant report apply exclusively to the tested model / sample. Without written approval of Sporton International Inc. Hsinchu Laboratory, the test report shall not be reproduced except in full.

Approved by: Sam Chen

**Sporton International Inc. Hsinchu Laboratory**

No.8, Ln. 724, Bo'ai St., Zhubei City, Hsinchu County 302010, Taiwan (R.O.C.)



## Table of Contents

**History of this test report.....3**

**Summary of Test Result.....4**

**1 General Description .....5**

1.1 Information.....5

1.2 Applicable Standards .....10

1.3 Testing Location Information .....10

1.4 Measurement Uncertainty .....10

**2 Test Configuration of EUT .....11**

2.1 Test Channel Mode .....11

2.2 The Worst Case Measurement Configuration .....13

2.3 EUT Operation during Test .....14

2.4 Accessories .....14

2.5 Support Equipment.....15

2.6 Test Setup Diagram .....16

**3 Transmitter Test Result .....17**

3.1 Emission Bandwidth .....17

3.2 Maximum Equivalent Isotropically Radiated Power (E.I.R.P.) .....18

3.3 Peak Power Spectral Density (E.I.R.P.).....22

3.4 Unwanted Emissions .....26

**4 Test Equipment and Calibration Data .....30**

**Appendix A. Test Results of Emission Bandwidth**

**Appendix B. Test Results of Maximum Equivalent Isotropically Radiated Power (E.I.R.P.)**

**Appendix C. Test Results of Peak Power Spectral Density (E.I.R.P.)**

**Appendix D. Test Results of Unwanted Emissions**

**Appendix E. Test Photos**

**Photographs of EUT v01**





## Summary of Test Result

Report Clause	Ref Std. Clause	Test Items	Result (PASS/FAIL)	Remark
1.1.2	15.203	Antenna Requirement	PASS	-
3.1	15.407(a)	Emission Bandwidth	PASS	-
3.2	15.407(a)	Maximum Equivalent Isotopically Radiated Power (E.I.R.P.)	PASS	-
3.3	15.407(a)	Peak Power Spectral Density (E.I.R.P.)	PASS	-
3.4	15.407(b)	Unwanted Emissions	PASS	-

**Conformity Assessment Condition:**

1. The test results (PASS/FAIL) with all measurement uncertainty excluded are presented against the regulation limits or in accordance with the requirements stipulated by the applicant/manufacturee who shall bear all the risks of non-compliance that may potentially occur if measurement uncertainty is taken into account.
2. The measurement uncertainty please refer to each test result in the chapter "Measurement Uncertainty".

**Disclaimer:**

1. The product specifications of the EUT presented in the test report that may affect the test assessments are declared by the manufacturer who shall take full responsibility for the authenticity.
2. The test configuration, test mode and test software were written in this test report are declared by the manufacturer.

Reviewed by: **Sam Chen**  
Report Producer: **Sophia Shiung**



# 1 General Description

## 1.1 Information

### 1.1.1 RF General Information

Frequency Range (MHz)	IEEE Std. 802.11	Ch. Frequency (MHz)	Channel Number
5925-7125	ax (HEW20), be (EHT20)	5955-7095	1-229 [58]
5925-7125	ax (HEW40), be (EHT40)	5965-7085	3-227 [29]
5925-7125	ax (HEW80), be (EHT80)	5985-7025	7-215 [14]
5925-7125	ax (HEW160), be (EHT160)	6025-6985	15-207 [7]
5925-7125	be (EHT320)	6105-6905	31-191 [6]

Band	Mode	BWch (MHz)	Nant
UNII 5-8	ax (HEW20)	20	4TX
UNII 5-8	ax (HEW20)-BF	20	4TX
UNII 5-8	be (EHT20)	20	4TX
UNII 5-8	be (EHT20)-BF	20	4TX
UNII 5-8	ax (HEW40)	40	4TX
UNII 5-8	ax (HEW40)-BF	40	4TX
UNII 5-8	be (EHT40)	40	4TX
UNII 5-8	be (EHT40)-BF	40	4TX
UNII 5-8	ax (HEW80)	80	4TX
UNII 5-8	ax (HEW80)-BF	80	4TX
UNII 5-8	be (EHT80)	80	4TX
UNII 5-8	be (EHT80)-BF	80	4TX
UNII 5-8	ax (HEW160)	160	4TX
UNII 5-8	ax (HEW160)-BF	160	4TX
UNII 5-8	be (EHT160)	160	4TX
UNII 5-8	be (EHT160)-BF	160	4TX
UNII 5-8	be (EHT320)	320	4TX
UNII 5-8	be (EHT320)-BF	320	4TX



Note:

- ◆ HEW20, HEW40, HEW80 and HEW160 use a combination of OFDMA-BPSK, QPSK, 16QAM, 64QAM, 256QAM, 1024QAM modulation.
- ◆ EHT20, EHT40, EHT80 and EHT160, EHT320 use a combination of OFDMA-BPSK, QPSK, 16QAM, 64QAM, 256QAM, 1024QAM, 4096QAM modulation.
- ◆ BWch is the nominal channel bandwidth.

**1.1.2 Antenna Information**

Ant.	Port			Brand	Model Name	Antenna Type	Connector	Gain (dBi)
	WLAN 6GHz	WLAN 2.4GHz	WLAN 5GHz					
1	1	-	-	WHA Yu	C660-510587-A	Dipole Antenna	I-PEX	Note 1
2	2	-	-	WHA Yu	C660-510588-A	Dipole Antenna	I-PEX	
3	3	-	-	WHA Yu	C660-510589-A	Dipole Antenna	I-PEX	
4	4	-	-	WHA Yu	C660-510590-A	Dipole Antenna	I-PEX	
5	-	1	1	WHA Yu	C660-510591-A	Dipole Antenna	I-PEX	
6	-	4	4	WHA Yu	C660-510592-A	Dipole Antenna	I-PEX	
7	-	3	3	WHA Yu	C660-510593-A	Dipole Antenna	I-PEX	
8	-	2	2	WHA Yu	C660-510594-A	Dipole Antenna	I-PEX	

Note 1

Ant.	Antenna Gain (dBi)					
	WLAN 2.4GHz	WLAN 5GHz UNII 1	WLAN 5GHz UNII 2A	WLAN 5GHz UNII 2C	WLAN 5GHz UNII 3	WLAN 6GHz
1	-	-	-	-	-	2.44
2	-	-	-	-	-	2.39
3	-	-	-	-	-	2.44
4	-	-	-	-	-	2.43
5	2.09	1.52	1.17	1.98	1.08	-
6	1.84	2.29	2.9	3.09	2.51	-
7	2.91	2.7	3.04	2.48	3.39	-
8	2.14	1.21	1.19	3.23	1.87	-

Item	Directional gain (dBi)				
	WLAN 2.4GHz	WLAN 5GHz			
		WLAN 5GHz UNII 1	WLAN 5GHz UNII 2A	WLAN 5GHz UNII 2C	WLAN 5GHz UNII 3
4T1S	5.99	4.72	5.97	5.72	5.64
4T2S	2.99	2.7	3.04	3.23	3.39
4T4S	2.91	2.7	3.04	3.23	3.39

Note 2: The above information (except antenna 5~8 gain and directional gain) was declared by manufacturer.

Note 3: For 2.4GHz/5GHz, the antenna gain and directional gain are measured which follow the procedure of KDB 662911 D03.

Note 4: **For 2.4GHz function:**

**For IEEE 802.11 b/g/n/VHT/ax/be (4TX/4RX):**

Port 1, Port 2, Port 3 and Port 4 can be used as transmitting/receiving antenna.

Port 1, Port 2, Port 3 and Port 4 could transmit/receive simultaneously.

**For 5GHz function:**

**For IEEE 802.11a/n/ac/ax/be (4TX/4RX):**

Port 1, Port 2, Port 3 and Port 4 can be used as transmitting/receiving antenna.

Port 1, Port 2, Port 3 and Port 4 could transmit/receive simultaneously.



**For 6GHz function:**

**For IEEE 802.11ax/be mode (4TX/4RX):**

Port 1, Port 2, Port 3 and Port 4 can be used as transmitting/receiving antenna.

Port 1, Port 2, Port 3 and Port 4 could transmit/receive simultaneously.

### 1.1.3 Mode Test Duty Cycle

**For 4T1S:**

Mode	DC	DCF(dB)	T(s)	VBW(Hz) $\geq 1/T$
802.11be EHT40-BF	0.956	0.2	4.644m	300
802.11be EHT320-BF	0.83	0.81	158.75u	10k

**For 4T2S:**

Mode	DC	DCF(dB)	T(s)	VBW(Hz) $\geq 1/T$
802.11be EHT20-BF	0.967	0.15	4.652m	300
802.11be EHT40-BF	0.958	0.19	4.638m	300
802.11be EHT80-BF	0.961	0.17	5.133m	300
802.11be EHT160-BF	0.958	0.19	5.122m	300
802.11be EHT320-BF	0.692	1.6	704.667u	3k

Note:

- ◆ DC is Duty Cycle.
- ◆ DCF is Duty Cycle Factor.



**1.1.4 EUT Operational Condition**

<b>EUT Power Type</b>	From Power Adapter	
<b>Beamforming Function</b>	<input checked="" type="checkbox"/> With beamforming	<input type="checkbox"/> Without beamforming
	The product has beamforming function for n/VHT/ax/be in 2.4GHz, n/ac/ax/be in 5GHz and ax/be in 6GHz.	
<b>Device Type</b>	<input checked="" type="checkbox"/> Indoor Access Point	<input type="checkbox"/> Subordinate
	<input type="checkbox"/> Indoor Client	<input type="checkbox"/> Standard Power Access Point
	<input type="checkbox"/> Dual Client	<input type="checkbox"/> Standard Client
	<input type="checkbox"/> Fixed Client	
<b>Channel Puncturing Function</b>	<input type="checkbox"/> Supported	<input checked="" type="checkbox"/> Unsupported
<b>Support RU</b>	<input checked="" type="checkbox"/> Full RU	<input type="checkbox"/> Partial RU
<b>Test Software Version</b>	Others: accessMtool 3.3.0.4 Beamforming: DOS[ver 6.1.7601]	

Note: The above information was declared by manufacturer.

**1.1.5 Table for EUT supports functions**

Function	Support Type
AP Router	Master
Bridge	Slave without radar detection
Extender	Master
Mesh	Master

Note: The above information was declared by manufacturer.

**1.1.6 Table for Radio function**

Radio 1	Radio 2	Radio 3
WLAN 2.4GHz	WLAN 5GHz UNII 1~3	WLAN 6GHz UNII 5~8

Note: The above information was declared by manufacturer.





**1.1.7 Table for Permissive Change**

This product is an extension of original one reported under Sporton project number: 262427.

Below is the table for the change of the product with respect to the original one.

Modifications	Performance Checking
<ol style="list-style-type: none"> <li>1. Adding WLAN 2.4GHz bands.</li> <li>2. Adding WLAN 5GHz UNII 1~3 bands.</li> <li>3. Adding Bridge / Extender / Mesh mode for the device.</li> </ol>	<p>After evaluation, this test report was not affected.</p>
<ol style="list-style-type: none"> <li>4. Adding 6265MHz, 6585MHz and 6905MHz frequencies for 802.11be (EHT320) in WLAN 6GHz bands.</li> </ol>	<ol style="list-style-type: none"> <li>1. Emission Bandwidth</li> <li>2. Maximum Equivalent Isotropically Radiated Power (E.I.R.P.)</li> <li>3. Peak Power Spectral Density (E.I.R.P.)</li> <li>4. Unwanted Emissions above 1GHz</li> <li>5. Adding 4T2S beamforming mode test for above test items by manufacturer requirement.</li> </ol>
<ol style="list-style-type: none"> <li>5. Declining the power of 6165 MHz frequencies for 802.11be (EHT40) 4T1S beamforming mode.</li> </ol>	<ol style="list-style-type: none"> <li>1. Maximum Equivalent Isotropically Radiated Power (E.I.R.P.)</li> <li>2. Peak Power Spectral Density (E.I.R.P.)</li> </ol>



### 1.2 Applicable Standards

According to the specifications of the manufacturer, the EUT must comply with the requirements of the following standards:

- ♦ 47 CFR FCC Part 15.407
- ♦ ANSI C63.10-2013
- ♦ FCC KDB 789033 D02 v02r01

The following reference test guidance is not within the scope of accreditation of TAF.

- ♦ FCC KDB 987594 D02 v01r01
- ♦ FCC KDB 662911 D01 v02r01
- ♦ FCC KDB 412172 D01 v01r01

### 1.3 Testing Location Information

Testing Location Information	
Test Lab. : Sporton International Inc. Hsinchu Laboratory	
Hsinchu (TAF: 3787)	ADD: No.8, Ln. 724, Bo'ai St., Zhubei City, Hsinchu County 302010, Taiwan (R.O.C.) TEL: 886-3-656-9065 FAX: 886-3-656-9085 Test site Designation No. TW3787 with FCC. Conformity Assessment Body Identifier (CABID) TW3787 with ISED.

Test Condition	Test Site No.	Test Engineer	Test Environment (°C / %)	Test Date
RF Conducted	TH02-CB	Mason Chan	23.6~24.1 / 63~67	Dec. 26, 2022~ Mar. 27, 2023
Radiated > 1GHz	03CH06-CB	Paul HU	22.2~24.6 / 61~64	Jan. 03, 2023~ Feb. 22 2023

### 1.4 Measurement Uncertainty

ISO/IEC 17025 requires that an estimate of the measurement uncertainties associated with the emissions test results be included in the report. The measurement uncertainties given below are based on a 95% confidence level (based on a coverage factor (k=2))

Test Items	Uncertainty	Remark
Radiated Emission (1GHz ~ 18GHz)	5.2 dB	Confidence levels of 95%
Radiated Emission (18GHz ~ 40GHz)	4.7 dB	Confidence levels of 95%
Conducted Emission	3.2 dB	Confidence levels of 95%
Output Power Measurement	0.8 dB	Confidence levels of 95%
Power Density Measurement	3.2 dB	Confidence levels of 95%
Bandwidth Measurement	2.0 %	Confidence levels of 95%



## 2 Test Configuration of EUT

### 2.1 Test Channel Mode

For 4T1S:

Mode	Power Setting
802.11be EHT40-BF_Nss1,(MCS0)_4TX	-
6165MHz	37
802.11be EHT320-BF_Nss1,(MCS0)_4TX	-
6265MHz	72
6585MHz	70
6905MHz	71

For 4T2S:

Mode	Power Setting
802.11be EHT20-BF_Nss2,(MCS0)_4TX	-
5955MHz	36
6175MHz	32
6415MHz	35
6435MHz	28
6475MHz	28
6515MHz	28
6535MHz	28
6695MHz	28
6855MHz	33
6875MHz Straddle 6.525-6.875GHz	31
6875MHz Straddle 6.875-7.125GHz	
6895MHz	32
6995MHz	33
7095MHz	32
802.11be EHT40-BF_Nss2,(MCS0)_4TX	-
5965MHz	48
6165MHz	46
6405MHz	50
6445MHz	42
6485MHz	43
6525MHz Straddle 6.425-6.525GHz	41
6525MHz Straddle 6.525-6.875GHz	
6565MHz	44
6685MHz	41
6845MHz	46



<b>Mode</b>	<b>Power Setting</b>
6885MHz Straddle 6.525-6.875GHz	43
6885MHz Straddle 6.875-7.125GHz	
6925MHz	43
7005MHz	41
7085MHz	42
802.11be EHT80-BF_Nss2,(MCS0)_4TX	-
5985MHz	58
6145MHz	54
6385MHz	54
6465MHz	50
6545MHz Straddle 6.425-6.525GHz	50
6545MHz Straddle 6.525-6.875GHz	
6625MHz	53
6705MHz	55
6785MHz	56
6865MHz Straddle 6.525-6.875GHz	57
6865MHz Straddle 6.875-7.125GHz	
6945MHz	54
7025MHz	52
802.11be EHT160-BF_Nss2,(MCS0)_4TX	-
6025MHz	70
6185MHz	68
6345MHz	73
6505MHz Straddle 6.425-6.525GHz	67
6505MHz Straddle 6.525-6.875GHz	
6665MHz	74
6825MHz Straddle 6.525-6.875GHz	69
6825MHz Straddle 6.875-7.125GHz	
6985MHz	69
802.11be EHT320-BF_Nss2,(MCS0)_4TX	-
6105MHz	81
6265MHz	75
6425MHz	79
6585MHz	76
6745MHz	81
6905MHz	75



Note:

- ♦ Evaluated EHT20/EHT40/EHT80/EHT160/EHT320 mode only due to the similar modulation. The power setting of HEW20/HEW40/HEW80/HEW160 mode are the same or lower than EHT20/EHT40/EHT80/EHT160/EHT320.
- ♦ The EUT supports non-beamforming and beamforming modes, after evaluating, the beamforming mode has been selected to test.

## 2.2 The Worst Case Measurement Configuration

The Worst Case Mode for Following Conformance Tests	
<b>Tests Item</b>	Emission Bandwidth
<b>Test Condition</b>	Conducted measurement at transmit chains

The Worst Case Mode for Following Conformance Tests	
<b>Tests Item</b>	Maximum Equivalent Isotropically Radiated Power (E.I.R.P.) Peak Power Spectral Density (E.I.R.P.)
<b>Test Condition</b>	Radiated measurement If EUT consist of multiple antenna assembly (multiple antenna are used in EUT regardless of spatial multiplexing MIMO configuration), the radiated test should be performed with highest antenna gain of each antenna type. After evaluating, the worst case was found at Z axis, thus the measurement will follow this same test configuration.
1	EUT in Z axis

The Worst Case Mode for Following Conformance Tests	
<b>Tests Item</b>	Unwanted Emissions
<b>Test Condition</b>	Radiated measurement If EUT consist of multiple antenna assembly (multiple antenna are used in EUT regardless of spatial multiplexing MIMO configuration), the radiated test should be performed with highest antenna gain of each antenna type.
<b>Operating Mode &gt; 1GHz</b>	CTX After evaluating, the worst case was found at Z axis, thus the measurement will follow this same test configuration.
1	EUT in Z axis_WLAN 6GHz

The Worst Case Mode for Following Conformance Tests	
<b>Tests Item</b>	Emission MASK
<b>Test Condition</b>	Conducted measurement at transmit chains



The Worst Case Mode for Following Conformance Tests	
<b>Tests Item</b>	Simultaneous Transmission Analysis - Co-location RF Exposure Evaluation
<b>Operating Mode</b>	
1	WLAN 2.4GHz + WLAN 5GHz + WLAN 6GHz
Refer to Sporton Test Report No.: FA262427-01 for Co-location RF Exposure Evaluation.	

### 2.3 EUT Operation during Test

For Conducted Mode:

The EUT was programmed to be in continuously transmitting mode.

For Radiated Mode:

During the test, the following programs under WIN 7 were executed.

The program was executed as follows:

1. During the test, the EUT operation to normal function.
2. Executed command fixed test channel under DOS[ver 6.1.7601].
3. Executed "Lantest.exe" to link with the remote workstation to transmit and receive packet by Client and transmit duty cycle no less than 98%.

### 2.4 Accessories

Power	Brand	Model	Rating	Remark
Adapter 1	DELTA	ADP-65DE B	INPUT: 100-240V~1.5A, 50-60Hz OUTPUT: 19.0V, 3.42A, 65.0W	With the DC cable: Non-shielded, 1.5m
Adapter 2	DELTA	ADP-65DE B	INPUT: 100-240V~1.5A, 50-60Hz OUTPUT: 19.0V, 3.42A, 65.0W	With the DC cable: Non-shielded, 1.5m
Adapter 3	AcBel	ADD011	INPUT: 100-240V~ 1.7A, 50-60Hz OUTPUT: +19.5V, 3.33A, 65.0W MAX.	With the DC cable: Non-shielded, 1.5m
Adapter 4	AcBel	ADD011	INPUT: 100-240V~ 1.7A, 50-60Hz OUTPUT: +19.5V, 3.33A, 65.0W MAX.	With the DC cable: Non-shielded, 1.5m
Others				
RJ-45 cable*1: Shielded, 1.5m				
Power cord*1: Non-shielded, 0.9m				

Note1: Adapter 1 & Adapter 2 and Adapter 3 & Adapter 4 are identical.

Note2: Refer to photographs of EUT for the detail information of difference between Adapter 1 & Adapter 2 and Adapter 3 & Adapter 4.



## 2.5 Support Equipment

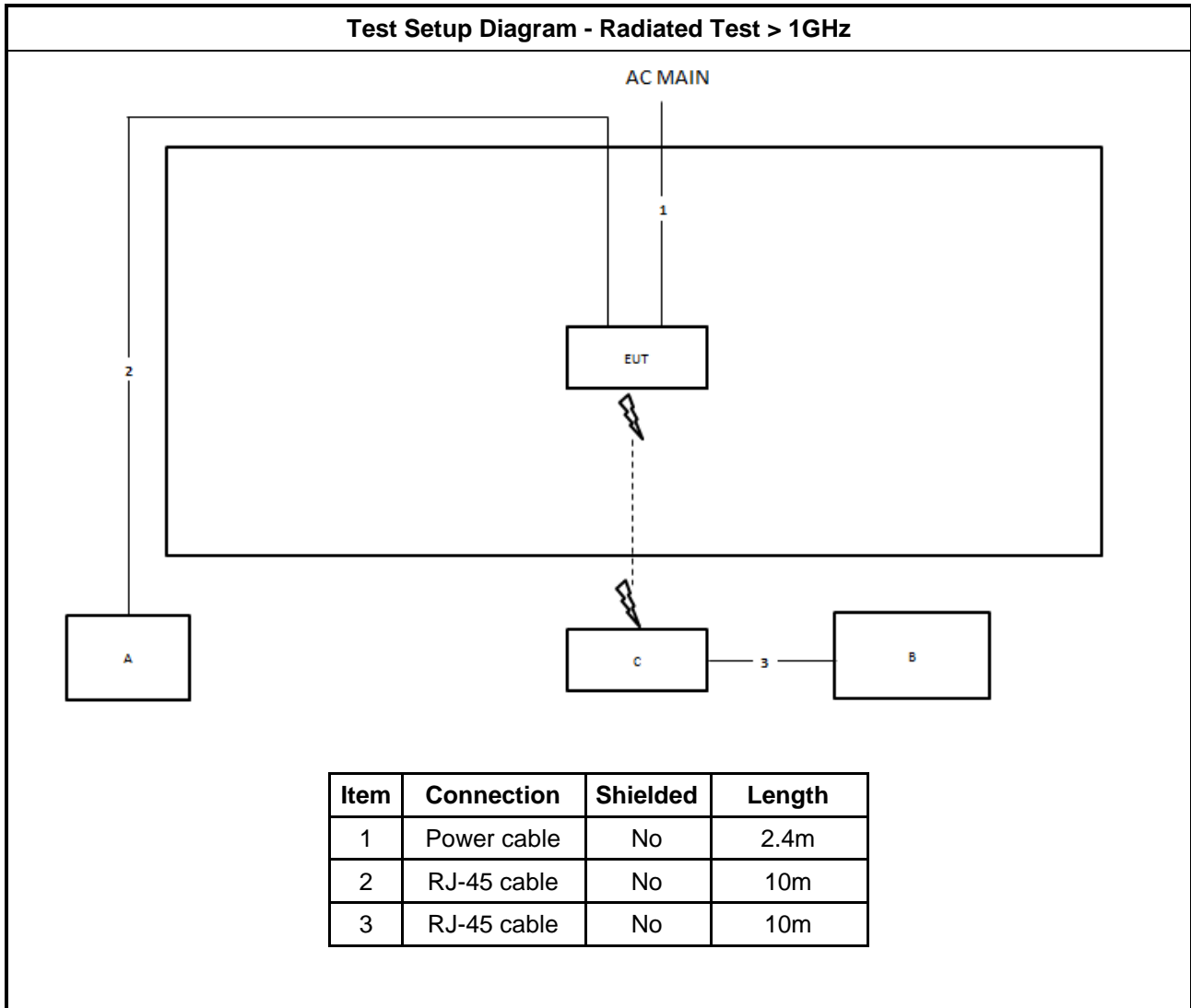
For Radiated (above 1GHz):

Support Equipment				
No.	Equipment	Brand Name	Model Name	FCC ID
A	Notebook	DELL	E4300	N/A
B	Notebook	DELL	E4300	N/A
C	Client	ASUS	Wifi 7 tri-band_RT-BE96U	N/A

For RF Conducted:

Support Equipment				
No.	Equipment	Brand Name	Model Name	FCC ID
A	Notebook	DELL	E4300	N/A

## 2.6 Test Setup Diagram





### 3 Transmitter Test Result

#### 3.1 Emission Bandwidth

##### 3.1.1 Emission Bandwidth Limit

Emission Bandwidth Limit	
<b>UNII Devices</b>	
<input checked="" type="checkbox"/>	For the 5925-6425 GHz band, N/A
<input checked="" type="checkbox"/>	For the 6425-6525 GHz band, N/A
<input checked="" type="checkbox"/>	For the 6525-6875 GHz band, N/A
<input checked="" type="checkbox"/>	For the 6875-7125 GHz band, N/A
<b>RLAN Devices</b>	
<input type="checkbox"/>	For the 5925-6425 GHz band, N/A
<input type="checkbox"/>	For the 6425-6525 GHz band, N/A
<input type="checkbox"/>	For the 6525-6875 GHz band, N/A
<input type="checkbox"/>	For the 6875-7125 GHz band, N/A

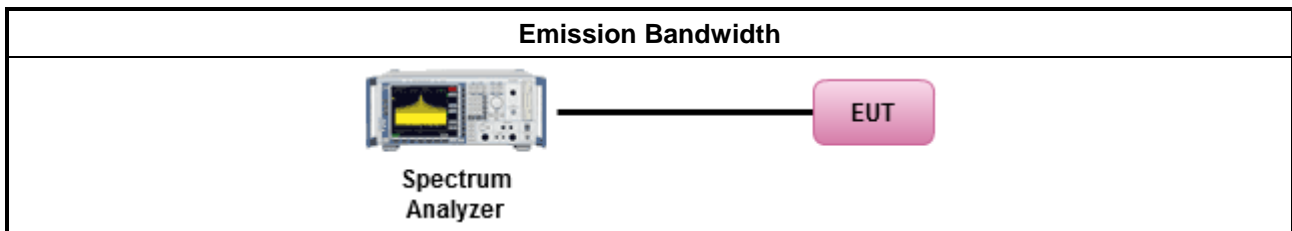
##### 3.1.2 Measuring Instruments

Refer a test equipment and calibration data table in this test report.

##### 3.1.3 Test Procedures

Test Method	
<ul style="list-style-type: none"> <li>▪ For the emission bandwidth shall be measured using one of the options below:</li> </ul>	
<input checked="" type="checkbox"/>	According to FCC KDB 987594 D02 clause II.C, measurement procedure shall refer to FCC KDB 789033 D02, clause C for EBW and clause D for OBW measurement.
<input type="checkbox"/>	Refer as ANSI C63.10, clause 6.9.1 for occupied bandwidth testing.
<input type="checkbox"/>	Refer as IC RSS-Gen, clause 4.6 for bandwidth testing.

##### 3.1.4 Test Setup



##### 3.1.5 Test Result of Emission Bandwidth

Refer as Appendix A



### 3.2 Maximum Equivalent Isotropically Radiated Power (E.I.R.P.)

#### 3.2.1 Maximum Equivalent Isotropically Radiated Power (E.I.R.P.) Limit

Maximum Equivalent Isotropically Radiated Power (E.I.R.P.) Limit	
<b>UNII Devices</b>	
<input checked="" type="checkbox"/>	For the 5.925 ~ 6.425 GHz band:
<input type="checkbox"/>	<ul style="list-style-type: none"> <li>▪ For standard power access point and fixed client device : e.i.r.p &lt; 36 dBm , For outdoor devices, the maximum e.i.r.p. at any elevation angle above 30 degrees not exceed 125 mW (21 dBm).</li> <li>▪ For indoor access point : e.i.r.p &lt; 30 dBm.</li> <li>▪ For subordinate device control of an indoor access point : e.i.r.p &lt; 30 dBm.</li> <li>▪ For client device control of a standard power access point : e.i.r.p &lt; 30 dBm.</li> <li>▪ For client device control of an indoor access point : e.i.r.p &lt; 24 dBm.</li> </ul>
<input checked="" type="checkbox"/>	For the 6.425 ~ 6.525 GHz band:
<input type="checkbox"/>	<ul style="list-style-type: none"> <li>▪ For indoor access point : e.i.r.p &lt; 30 dBm.</li> <li>▪ For client device control of an indoor access point : e.i.r.p &lt; 24 dBm.</li> </ul>
<input checked="" type="checkbox"/>	For the 6.525 ~ 6.875 GHz band:
<input type="checkbox"/>	<ul style="list-style-type: none"> <li>▪ For standard power access point and fixed client device : e.i.r.p &lt; 36 dBm , For outdoor devices, the maximum e.i.r.p. at any elevation angle above 30 degrees not exceed 125 mW (21 dBm).</li> <li>▪ For indoor access point : e.i.r.p &lt; 30 dBm.</li> <li>▪ For subordinate device control of an indoor access point : e.i.r.p &lt; 30 dBm.</li> <li>▪ For client device control of a standard power access point : e.i.r.p &lt; 30 dBm.</li> <li>▪ For client device control of an indoor access point : e.i.r.p &lt; 24 dBm.</li> </ul>
<input checked="" type="checkbox"/>	For the 6.875 ~ 7.125 GHz band:
<input type="checkbox"/>	<ul style="list-style-type: none"> <li>▪ For indoor access point : e.i.r.p &lt; 30 dBm.</li> <li>▪ For client device control of an indoor access point : e.i.r.p &lt; 24 dBm.</li> </ul>
<b>RLAN Devices</b>	
<input type="checkbox"/>	For the 5.925 ~ 7.125 GHz band:
<input type="checkbox"/>	<ul style="list-style-type: none"> <li>▪ For low-power indoor access-points &amp; indoor subordinate devices &lt; 30 dBm .</li> <li>▪ For low-power client devices &lt; 24 dBm.</li> </ul>
<input type="checkbox"/>	For the 5.925 ~ 6.875 GHz band:
<input type="checkbox"/>	<ul style="list-style-type: none"> <li>▪ For standard-power access points &amp; fixed client devices &lt; 36 dBm.</li> <li>▪ For standard client devices &lt; 30 dBm.</li> </ul>



**3.2.2 Measuring Instruments**

Refer a test equipment and calibration data table in this test report.

**3.2.3 Test Procedures**

Test Method	
<ul style="list-style-type: none"> <li>▪ According to FCC KDB 987594 D02 clause II.E, the test measurement procedure shall refer to KDB 789033.</li> </ul>	
Average over on/off periods with duty factor	
<input checked="" type="checkbox"/>	Refer as FCC KDB 789033 D02, clause E Method SA-2 (spectral trace averaging). Spectrum analyzer setting: RBW/VBW : 1/3MHz ; Detector : RMS ; Trace mode : Average ; Sweep Count 100.
<input type="checkbox"/>	Refer as FCC KDB 789033 D02, clause E Method SA-2 Alt. (RMS detection with slow sweep speed)
Wideband RF power meter and average over on/off periods with duty factor	
<input type="checkbox"/>	Refer as FCC KDB 789033 D02, clause E Method PM-G (using an RF average power meter).
<input type="checkbox"/> For conducted measurement.	
<ul style="list-style-type: none"> <li>▪ If the EUT supports multiple transmit chains using options given below: Refer as FCC KDB 662911, In-band power measurements. Using the measure-and-sum approach, measured all transmit ports individually. Sum the power (in linear power units e.g., mW) of all ports for each individual sample and save them.</li> <li>▪ If multiple transmit chains, EIRP calculation could be following as methods:  <math display="block">P_{total} = P_1 + P_2 + \dots + P_n</math>                     (calculated in linear unit [mW] and transfer to log unit [dBm])  <math display="block">EIRP_{total} = P_{total} + DG</math> </li> </ul>	
<input checked="" type="checkbox"/> For radiated measurement.	
<ul style="list-style-type: none"> <li>▪ Refer as FCC KDB 789033 D02 clause II A.1.F "Antenna-port Conducted versus Radiated Testing"</li> <li>▪ Refer as ANSI C63.10, clause 6.6 for radiated emissions above 1GHz.</li> <li>▪ Refer as FCC KDB 412172 D01 clause 2.2 for EIRP calculation.</li> </ul>	

Note :

The test is the final test result, It includes antenna /cable loss factor & FSL factor.

The EIRP calculation refer to "KDB 412172 D01 Determining ERP and EIRP v01r01"

EIRP Formula :

$$EIRP(dBm) = PR(dBm) + LP(FSL \text{ factor})$$

where;

PR(dBm) : Power measurement level include antenna/cable loss

LP : Free Space Loss(dB)

PR Formula :

$$PR(dBm) = P \text{ Meas}(dBm) - GR(dBi) + LC(dB)$$

where;

P Meas(dBm) : Power measurement level

GR(dBi) : Gain of the receive(measurement) antenna (dBi)

LC(dB) : Measurement cable loss (dB)



LP(FSL factor) Formula :

$$LP(dB) = 20 \log F + 20 \log D - 27.54$$

where;

F(MHz) : EUT center frequency

D(m) : Measurement distance

For Example:

Test mode HE20 Non BF 4T2S 5955MHz EIRP measurement

PR Formula :

$$PR(dBm) = -36.39 - 13.12 + 7.39 = -42.12$$

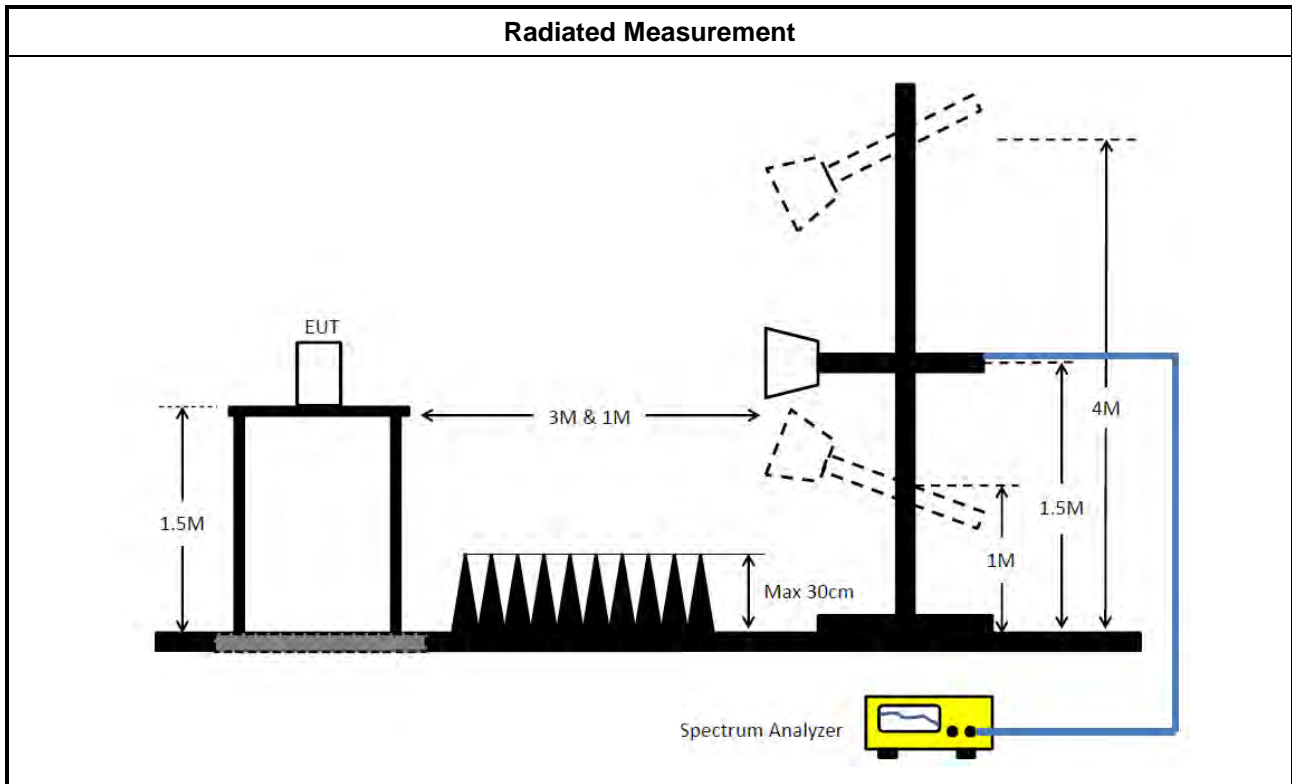
LP(FSL factor) Formula :

$$LP(dB) = 20 \log(5955) + 20 \log(3) - 27.5 = 57.54$$

EIRP Formula :

$$EIRP(dBm) = -42.12 + 57.54 = 15.42$$

### 3.2.4 Test Setup



### 3.2.5 Test Result of Maximum Equivalent Isotropically Radiated Power (E.I.R.P)

Refer as Appendix B



### 3.3 Peak Power Spectral Density (E.I.R.P.)

#### 3.3.1 Peak Power Spectral Density (E.I.R.P.) Limit

Peak Power Spectral Density (E.I.R.P.) Limit	
<b>UNII Devices</b>	
<input checked="" type="checkbox"/>	For the 5.925 ~ 6.425 GHz band:
<input type="checkbox"/>	<ul style="list-style-type: none"> <li>▪ For standard power access point and fixed client device : e.i.r.p PSD &lt; 23 dBm/MHz.</li> <li>▪ For indoor access point : e.i.r.p PSD &lt; 5 dBm/MHz.</li> <li>▪ For subordinate device control of an indoor access point : e.i.r.p PSD &lt; 5 dBm/MHz.</li> <li>▪ For client device control of a standard power access point : e.i.r.p PSD &lt; 17 dBm/MHz.</li> <li>▪ For client device control of an indoor access point : e.i.r.p PSD &lt; -1 dBm/MHz.</li> </ul>
<input checked="" type="checkbox"/>	For the 6.425 ~ 6.525 GHz band:
<input type="checkbox"/>	<ul style="list-style-type: none"> <li>▪ For indoor access point : e.i.r.p PSD &lt; 5 dBm/MHz.</li> <li>▪ For client device control of an indoor access point : e.i.r.p PSD &lt; -1 dBm/MHz.</li> </ul>
<input checked="" type="checkbox"/>	For the 6.525 ~ 6.875 GHz band:
<input type="checkbox"/>	<ul style="list-style-type: none"> <li>▪ For standard power access point and fixed client device : e.i.r.p PSD &lt; 23 dBm/MHz.</li> <li>▪ For indoor access point : e.i.r.p PSD &lt; 5 dBm/MHz.</li> <li>▪ For subordinate device control of an indoor access point : e.i.r.p PSD &lt; 5 dBm/MHz.</li> <li>▪ For client device control of a standard power access point : e.i.r.p PSD &lt; 17 dBm/MHz.</li> <li>▪ For client device control of an indoor access point : e.i.r.p PSD &lt; -1 dBm/MHz.</li> </ul>
<input checked="" type="checkbox"/>	For the 6.875 ~ 7.125 GHz band:
<input type="checkbox"/>	<ul style="list-style-type: none"> <li>▪ For indoor access point : e.i.r.p PSD &lt; 5 dBm/MHz.</li> <li>▪ For client device control of an indoor access point : e.i.r.p PSD &lt; -1 dBm/MHz.</li> </ul>
<b>RLAN Devices</b>	
<input type="checkbox"/>	For the 5.925 ~ 7.125 GHz band:
<input type="checkbox"/>	<ul style="list-style-type: none"> <li>▪ For low-power indoor access-points &amp; indoor subordinate devices &lt; 5 dBm / MHz.</li> <li>▪ For low-power client devices &lt; -1 dBm / MHz.</li> </ul>
<input type="checkbox"/>	For the 5.925 ~ 6.875 GHz band:
<input type="checkbox"/>	<ul style="list-style-type: none"> <li>▪ For standard-power access points &amp; fixed client devices &lt; 23 dBm / MHz.</li> <li>▪ For standard client devices &lt; 17 dBm / MHz.</li> </ul>

#### 3.3.2 Measuring Instruments

Refer a test equipment and calibration data table in this test report.



**3.3.3 Test Procedures**

<b>Test Method</b>	
	<ul style="list-style-type: none"> <li>▪ According to FCC KDB 987594 D02 clause II.F, the measurement procedure shall refer to KDB 789033. Peak power spectral density procedures that the same method as used to determine the conducted output power shall be used to determine the peak power spectral density and use the peak search function on the spectrum analyzer to find the peak of the spectrum. For the peak power spectral density shall be measured using below options:</li> </ul>
<input type="checkbox"/>	Refer as FCC KDB 789033 D02, F)5) power spectral density can be measured using resolution bandwidths < 1 MHz provided that the results are integrated over 1 MHz bandwidth
	[duty cycle ≥ 98% or external video / power trigger]
<input checked="" type="checkbox"/>	Refer as FCC KDB 789033 D02, clause E Method SA-1 (spectral trace averaging).
<input type="checkbox"/>	Refer as FCC KDB 789033 D02, clause E Method SA-1 Alt. (RMS detection with slow sweep speed)
	duty cycle < 98% and average over on/off periods with duty factor
<input checked="" type="checkbox"/>	Refer as FCC KDB 789033 D02, clause E Method SA-2 (spectral trace averaging).
<input type="checkbox"/>	Refer as FCC KDB 789033 D02, clause E Method SA-2 Alt. (RMS detection with slow sweep speed)
<input type="checkbox"/>	For conducted measurement.
	<ul style="list-style-type: none"> <li>▪ If the EUT supports multiple transmit chains using options given below:               <ul style="list-style-type: none"> <li><input type="checkbox"/> Option 1: Measure and sum the spectra across the outputs. Refer as FCC KDB 662911, In-band power spectral density (PSD). Sample all transmit ports simultaneously using a spectrum analyzer for each transmit port. Where the trace bin-by-bin of each transmit port summing can be performed. (i.e., in the first spectral bin of output 1 is summed with that in the first spectral bin of output 2 and that from the first spectral bin of output 3, and so on up to the NTX output to obtain the value for the first frequency bin of the summed spectrum.). Add up the amplitude (power) values for the different transmit chains and use this as the new data trace.</li> <li><input type="checkbox"/> Option 2: Measure and sum spectral maxima across the outputs. With this technique, spectra are measured at each output of the device at the required resolution bandwidth. The maximum value (peak) of each spectrum is determined. These maximum values are then summed mathematically in linear power units across the outputs. These operations shall be performed separately over frequency spans that have different out-of-band or spurious emission limits,</li> <li><input type="checkbox"/> Option 3: Measure and add 10 log(N) dB, where N is the number of transmit chains. Refer as FCC KDB 662911, In-band power spectral density (PSD). Performed at each transmit chains and each transmit chains shall be compared with the limit have been reduced with 10 log(N). Or each transmit chains shall be add 10 log(N) to compared with the limit.</li> </ul> </li> <li>▪ If multiple transmit chains, EIRP PPSD calculation could be following as methods:  <math>PPSD_{total} = PPSD_1 + PPSD_2 + \dots + PPSD_n</math>                (calculated in linear unit [mW] and transfer to log unit [dBm])  <math>EIRP_{total} = PPSD_{total} + DG</math> </li> </ul>
<input checked="" type="checkbox"/>	For radiated measurement.
	<ul style="list-style-type: none"> <li>▪ Refer as FCC KDB 789033 D02 clause II A.1.F "Antenna-port Conducted versus Radiated Testing"</li> <li>▪ Refer as ANSI C63.10, clause 6.6 for radiated emissions above 1GHz.</li> </ul>



Test Method	
	Refer as FCC KDB 412172 D01 clause 2.2 for EIRP calculation.

Note :

The test is the final test result, It includes antenna /cable loss factor & FSL factor.  
The EIRP PSD calculation refer to "KDB 412172 D01 Determining ERP and EIRP v01r01"

EIRP PSD Formula :

$$\text{EIRP PSD(dBm/MHz)} = \text{PR(dBm/MHz)} + \text{LP(FSL factor)}$$

where;

PR(dBm/MHz) : Power measurement level include antenna/cable loss

LP : Free Space Loss(dB)

PR Formula :

$$\text{PR(dBm/MHz)} = \text{P Meas(dBm/MHz)} - \text{GR(dBi)} + \text{LC(dB)}$$

where;

P Meas(dBm/MHz) : PSD measurement level

GR(dBi) : Gain of the receive(measurement) antenna (dBi)

LC(dB) : Measurement cable loss (dB)

LP(FSL factor) Formula :

$$\text{LP(dB)} = 20 \log F + 20 \log D - 27.54$$

where;

F(MHz) : EUT center frequency

D(m) : Measurement distance

For Example:

Test mode HE20 Non BF 4T2S 5955MHz EIRP PSD measurement

PR Formula :

$$\text{PR(dBm/MHz)} = -46.87 - 13.14 + 7.39 = -52.62$$

LP(FSL factor) Formula :

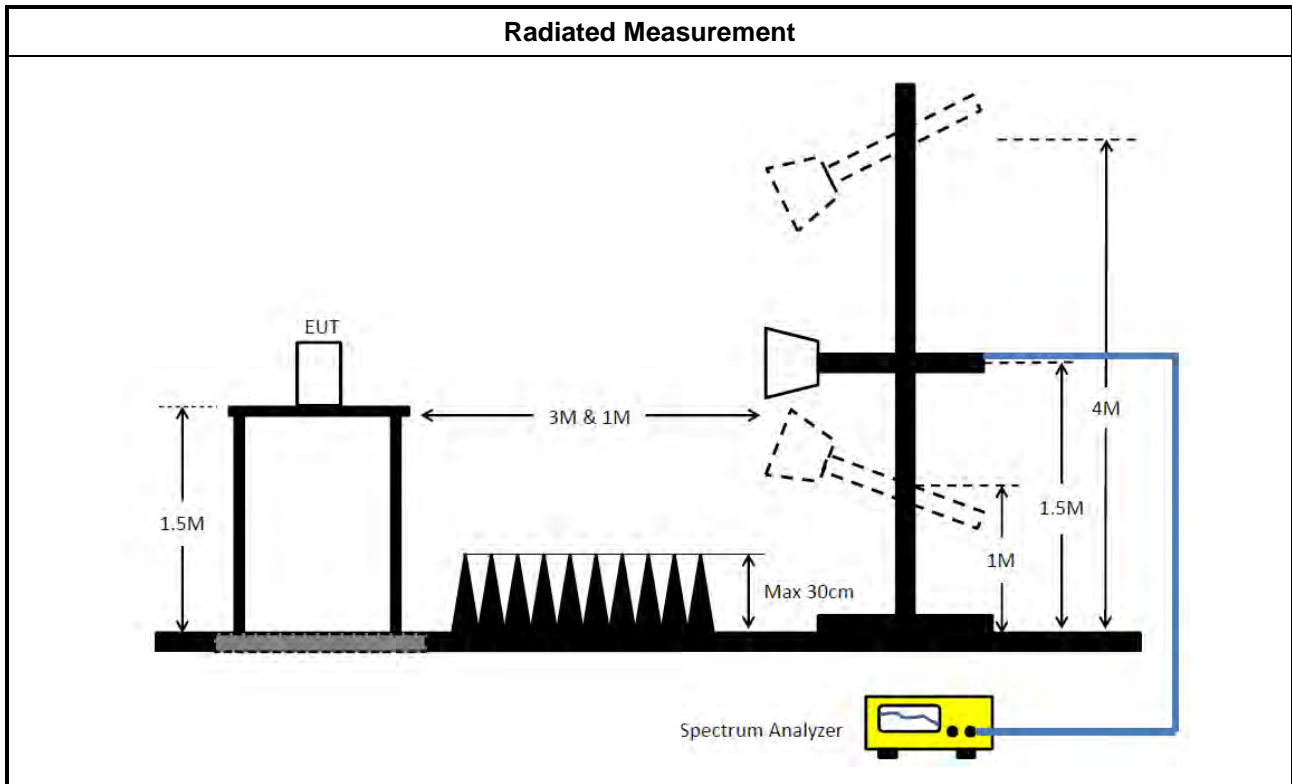
$$\text{LP(dB)} = 20 \log(5953.5) + 20 \log(3) - 27.5 = 57.55$$

EIRP PSD Formula

$$\text{EIRP PSD(dBm/MHz)} = -52.62 + 57.55 = 4.93$$



### 3.3.4 Test Setup



### 3.3.5 Test Result of Peak Power Spectral Density (E.I.R.P.)

Refer as Appendix C



### 3.4 Unwanted Emissions

#### 3.4.1 Transmitter Unwanted Emissions Limit

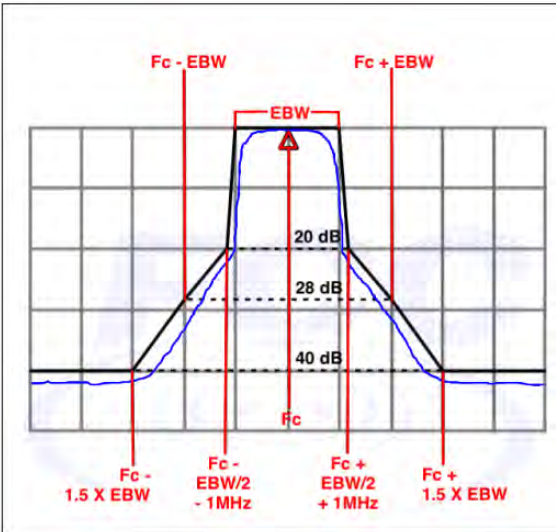
Unwanted emissions below 1 GHz and restricted band emissions above 1GHz limit			
Frequency Range (MHz)	Field Strength (uV/m)	Field Strength (dBuV/m)	Measure Distance (m)
0.009~0.490	2400/F(kHz)	48.5 - 13.8	300
0.490~1.705	24000/F(kHz)	33.8 - 23	30
1.705~30.0	30	29	30
30~88	100	40	3
88~216	150	43.5	3
216~960	200	46	3
Above 960	500	54	3

Note 1: Test distance for frequencies at or above 30 MHz, measurements may be performed at a distance other than the limit distance provided they are not performed in the near field and the emissions to be measured can be detected by the measurement equipment. When performing measurements at a distance other than that specified, the results shall be extrapolated to the specified distance using an extrapolation factor of 20 dB/decade (inverse of linear distance for field-strength measurements, inverse of linear distance-squared for power-density measurements).

Note 2: Test distance for frequencies at below 30 MHz, measurements may be performed at a distance closer than the EUT limit distance; however, an attempt should be made to avoid making measurements in the near field. When performing measurements below 30 MHz at a closer distance than the limit distance, the results shall be extrapolated to the specified distance by either making measurements at a minimum of two or more distances on at least one radial to determine the proper extrapolation factor or by using the square of an inverse linear distance extrapolation factor (40 dB/decade). The test report shall specify the extrapolation method used to determine compliance of the EUT.

Note 3: Using the distance of 1m during the test for above 18 GHz, and the test value to correct for the distance factor at 3m( $20 \times \log(\text{standard distance}/\text{test distance}) = 20\log(3/1) = 9.54\text{dB}$ ).  
 EX. Above 18GHz emission limit calculation (3m to 1m) =  $54\text{dBuV/m at 3m} + 9.54\text{dB} = 63.54\text{ dBuV/m at 1m}$ .

Un-restricted band emissions above 1GHz Limit	
Frequency	Limit
Any outside the 5.945 – 7.125 GHz emission	e.i.r.p. -27 dBm [68.2 dBuV/m@3m] Note 1: Using the distance of 1m during the test for above 18 GHz, and the test value to correct for the distance factor at 3m( $20 \times \log(\text{standard distance}/\text{test distance}) = 20\log(3/1) = 9.54\text{dB}$ ). EX. Above 18GHz emission limit calculation (3m to 1m) = $68.2\text{dBuV/m at 3m} + 9.54\text{dB} = 77.74\text{ dBuV/m at 1m}$ . Note 2:-27 dBm EIRP OOBE is measured RMS which is a deviation from the current 15E rules for 5 GHz bands. In addition, 15.35(b) applies where the peak emissions must be limited to no more than 20 dB above the average limit.

Frequency	Emission MASK Limit
5.945 – 7.125 GHz	<p>Power spectral density must be suppressed by 20 dB at 1 MHz outside of channel edge, by 28 dB at one channel bandwidth from the channel center, and by 40 dB at one- and one-half times the channel bandwidth away from channel center. At frequencies between one megahertz outside an unlicensed device's channel edge and one channel bandwidth from the center of the channel, the limits must be linearly interpolated between 20 dB and 28 dB suppression, and at frequencies between one and one- and one-half times an unlicensed device's channel bandwidth, the limits must be linearly interpolated between 28 dB and 40 dB suppression. Emissions removed from the channel center by more than one- and one-half times the channel bandwidth must be suppressed by at least 40 dB.</p>  <p>The graph illustrates the emission mask limit. The horizontal axis represents frequency, and the vertical axis represents power spectral density. The center frequency is labeled <math>F_c</math>. The channel bandwidth is labeled <math>EBW</math>. The mask shows a flat top at the center, with a 20 dB suppression at <math>F_c \pm EBW</math>, a 28 dB suppression at <math>F_c \pm 1\text{MHz}</math>, and a 40 dB suppression at <math>F_c \pm 1.5 \times EBW</math>. The graph also shows the channel edges at <math>F_c - EBW</math> and <math>F_c + EBW</math>, and the channel center at <math>F_c</math>. The suppression levels are indicated by horizontal dashed lines.</p>



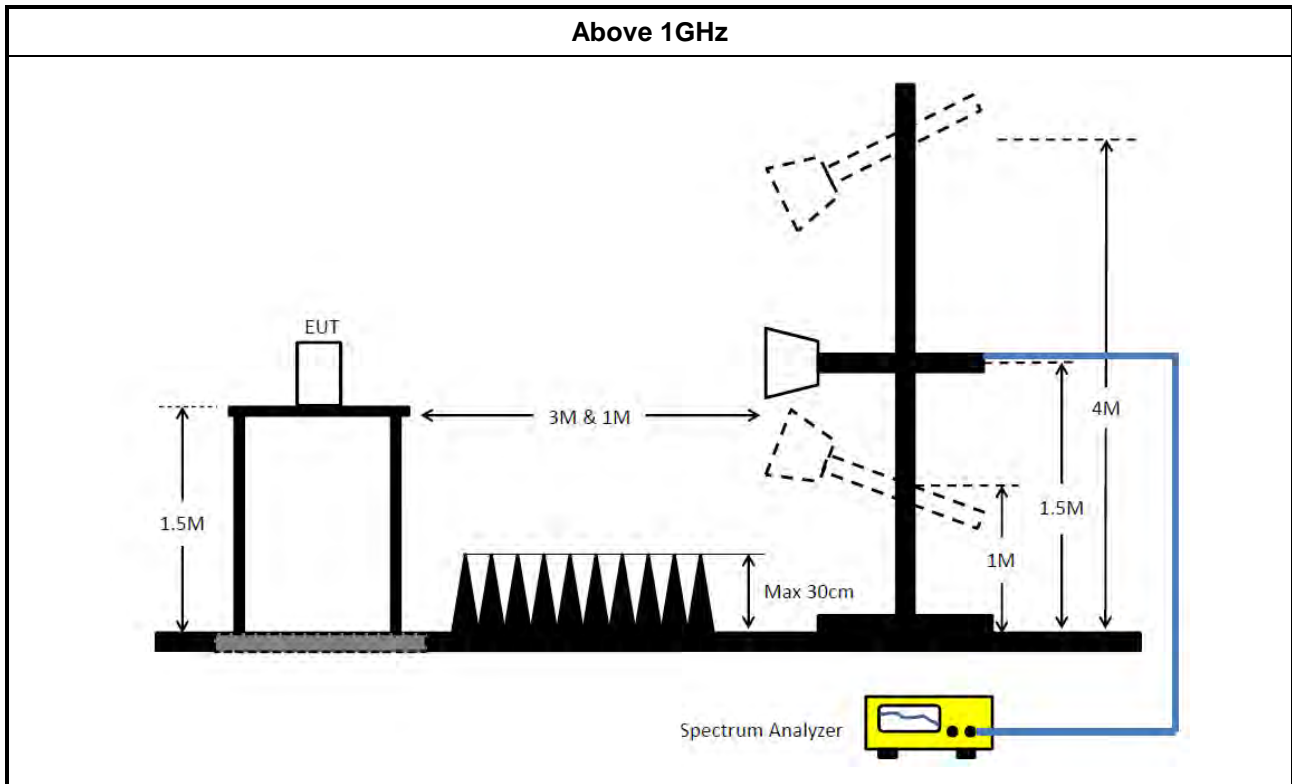
**3.4.2 Measuring Instruments**

Refer a test equipment and calibration data table in this test report.

**3.4.3 Test Procedures**

<b>Test Method</b>	
<ul style="list-style-type: none"> <li>▪ According to FCC KDB 987594 D02 II.G. the unwanted emission measurement procedure shall refer to KDB 789300(except emission MASK). Measurements may be performed at a distance other than the limit distance provided they are not performed in the near field and the emissions to be measured can be detected by the measurement equipment. Measurements shall not be performed at a distance greater than 30 m for frequencies above 30 MHz, unless it can be further demonstrated that measurements at a distance of 30 m or less are impractical. When performing measurements at a distance other than that specified, the results shall be extrapolated to the specified distance using an extrapolation factor of 20 dB/decade (inverse of linear distance for field-strength measurements, inverse of linear distance-squared for power-density measurements).</li> </ul>	
<ul style="list-style-type: none"> <li>▪ The average emission levels shall be measured in [duty cycle ≥ 98 or duty factor].</li> </ul>	
<ul style="list-style-type: none"> <li>▪ For the transmitter unwanted emissions shall be measured using following options below:</li> </ul>	
	<ul style="list-style-type: none"> <li>▪ Refer as FCC KDB 789033 D02, clause G)2) for unwanted emissions into non-restricted bands.</li> </ul>
	<ul style="list-style-type: none"> <li>▪ Refer as FCC KDB 789033 D02, clause G)1) for unwanted emissions into restricted bands.</li> </ul>
	<input checked="" type="checkbox"/> Refer as FCC KDB 789033 D02, G)6) Method AD (Trace Averaging). (For unrestricted band measurement)
	<input type="checkbox"/> Refer as FCC KDB 789033 D02, G)6) Method VB (Reduced VBW).
	<input checked="" type="checkbox"/> Refer as ANSI C63.10, clause 11.12.2.5.3 (Reduced VBW). VBW ≥ 1/T, where T is pulse time.( For restricted band average measurement)
	<input type="checkbox"/> Refer as ANSI C63.10, clause 7.5 average value of pulsed emissions.
	<input checked="" type="checkbox"/> Refer as FCC KDB 789033 D02, clause G)5) measurement procedure peak limit.
	<input type="checkbox"/> Refer as ANSI C63.10, clause 4.1.4.2.2 measurement procedure peak limit.
<ul style="list-style-type: none"> <li>▪ Refer as FCC KDB 789033 D02, clause G)3)d)ii) for Band edge Integration measurements.</li> </ul>	
<ul style="list-style-type: none"> <li>▪ For emission MASK shall be measured using following options below:</li> </ul>	
	<input checked="" type="checkbox"/> Refer as FCC KDB 987594 D02, J) In-Band Emissions
<ul style="list-style-type: none"> <li>▪ For radiated measurement.</li> </ul>	
	<ul style="list-style-type: none"> <li>▪ Refer as ANSI C63.10, clause 6.4 for radiated emissions below 30 MHz and test distance is 3m.</li> </ul>
	<ul style="list-style-type: none"> <li>▪ Refer as ANSI C63.10, clause 6.5 for radiated emissions 30 MHz to 1 GHz and test distance is 3m.</li> </ul>
	<ul style="list-style-type: none"> <li>▪ Refer as ANSI C63.10, clause 6.6 for radiated emissions above 1GHz.</li> </ul>
<ul style="list-style-type: none"> <li>▪ The any unwanted emissions level shall not exceed the fundamental emission level.</li> </ul>	
<ul style="list-style-type: none"> <li>▪ All amplitude of spurious emissions that are attenuated by more than 20 dB below the permissible value has no need to be reported.</li> </ul>	

### 3.4.4 Test Setup



### 3.4.5 Measurement Results Calculation

The measured Level is calculated using:

Corrected Reading: Antenna factor (AF) + Cable loss (CL) + Read level (Raw) - Preamp factor (PA)(if applicable)  
= Level

### 3.4.6 Test Result of Transmitter Unwanted Emissions

Refer as Appendix D



## 4 Test Equipment and Calibration Data

Instrument	Brand	Model No.	Serial No.	Characteristics	Calibration Date	Calibration Due Date	Remark
3m Semi Anechoic Chamber VSWR	TDK	SAC-3M	03CH06-CB	1GHz ~18GHz 3m	Sep. 30, 2022	Sep. 29, 2023	Radiation (03CH06-CB)
Horn Antenna	SCHWARZBECK	BBHA9120D	BBHA 9120D-1292	1GHz~18GHz	Aug. 09, 2022	Aug. 08, 2023	Radiation (03CH06-CB)
Horn Antenna	Schwarzbeck	BBHA 9170	BBHA9170252	15GHz ~ 40GHz	Aug. 22, 2022	Aug. 21, 2023	Radiation (03CH06-CB)
Pre-Amplifier	Agilent	83017A	MY53270064	0.5GHz ~ 26.5GHz	Aug 02, 2022	Aug 01, 2023	Radiation (03CH06-CB)
Pre-Amplifier	SGH	SGH184	20221107-3	18GHz ~ 40GHz	Nov. 16, 2022	Nov. 15, 2023	Radiation (03CH06-CB)
Signal Analyzer	R&S	FSV40	101904	9kHz ~ 40GHz	Apr. 26, 2022	Apr. 25, 2023	Radiation (03CH06-CB)
RF Cable-high	Woken	RG402	High Cable-67	1GHz~18GHz	Oct. 03, 2022	Oct. 02, 2023	Radiation (03CH06-CB)
RF Cable-high	Woken	RG402	High Cable-05+67	1GHz~18GHz	Oct. 03, 2022	Oct. 02, 2023	Radiation (03CH06-CB)
High Cable	Woken	WCA0929M	40G#5+6	1GHz ~ 40 GHz	Dec. 07, 2022	Dec. 06, 2023	Radiation (03CH06-CB)
High Cable	Woken	WCA0929M	40G#5	1GHz ~ 40 GHz	Dec. 07, 2022	Dec. 06, 2023	Radiation (03CH06-CB)
High Cable	Woken	WCA0929M	40G#6	1GHz ~ 40 GHz	Dec. 07, 2022	Dec. 06, 2023	Radiation (03CH06-CB)
Test Software	SPORTON	SENSE	V5.10	-	N.C.R.	N.C.R.	Radiation (03CH06-CB)
Spectrum analyzer	R&S	FSV40	101027	9kHz~40GHz	Aug. 15, 2022	Aug. 14, 2023	Conducted (TH02-CB)
Power Sensor	Anritsu	MA2411B	1126203	300MHz~40GHz	Oct. 17, 2022	Oct. 16, 2023	Conducted (TH02-CB)
Power Meter	Anritsu	ML2495A	1210004	300MHz~40GHz	Oct. 17, 2022	Oct. 16, 2023	Conducted (TH02-CB)
RF Cable-high	Woken	RG402	High Cable-01	1 GHz – 18 GHz	Oct. 03, 2022	Oct. 02, 2023	Conducted (TH02-CB)
RF Cable-high	Woken	RG402	High Cable-02	1 GHz – 18 GHz	Oct. 03, 2022	Oct. 02, 2023	Conducted (TH02-CB)
RF Cable-high	Woken	RG402	High Cable-03	1 GHz – 18 GHz	Oct. 03, 2022	Oct. 02, 2023	Conducted (TH02-CB)
RF Cable-high	Woken	RG402	High Cable-04	1 GHz – 18 GHz	Oct. 03, 2022	Oct. 02, 2023	Conducted (TH02-CB)
RF Cable-high	Woken	RG402	High Cable-05	1 GHz – 18 GHz	Oct. 03, 2022	Oct. 02, 2023	Conducted (TH02-CB)
Switch	SPTCB	SP-SWI	SWI-02	1 GHz ~26.5 GHz	Oct. 04, 2022	Oct. 03, 2023	Conducted (TH02-CB)



Instrument	Brand	Model No.	Serial No.	Characteristics	Calibration Date	Calibration Due Date	Remark
Test Software	SPORTON	SENSE	V5.10	-	N.C.R.	N.C.R.	Conducted (TH02-CB)

Note: Calibration Interval of instruments listed above is one year.

NCR means Non-Calibration required.



Summary

Mode	Max-N dB (Hz)	Max-OBW (Hz)	ITU-Code	Min-N dB (Hz)	Min-OBW (Hz)
5.925-6.425GHz	-	-	-	-	-
802.11be EHT320-BF_Nss1,(MCS0)_4TX	331.2M	315.01M	315MD1D	329.28M	314.07M
6.425-6.525GHz	-	-	-	-	-
802.11be EHT320-BF_Nss1,(MCS0)_4TX	331.2M	315.481M	315MD1D	329.76M	314.54M
6.525-6.875GHz	-	-	-	-	-
802.11be EHT320-BF_Nss1,(MCS0)_4TX	331.68M	315.01M	315MD1D	328.8M	314.54M

Max-N dB = Maximum 6dB down bandwidth for 5.725-5.85GHz band / Maximum 26dB down bandwidth for other band;  
Max-OBW = Maximum 99% occupied bandwidth;  
Min-N dB = Minimum 6dB down bandwidth for 5.725-5.85GHz band / Maximum 26dB down bandwidth for other band;  
Min-OBW = Minimum 99% occupied bandwidth





Result

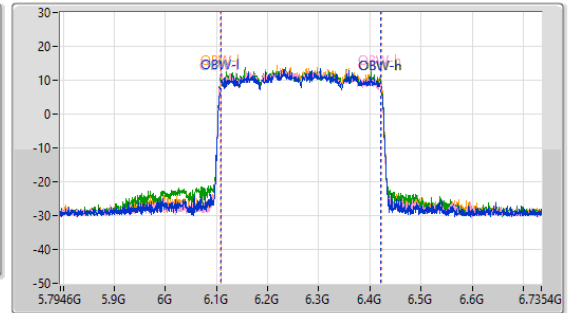
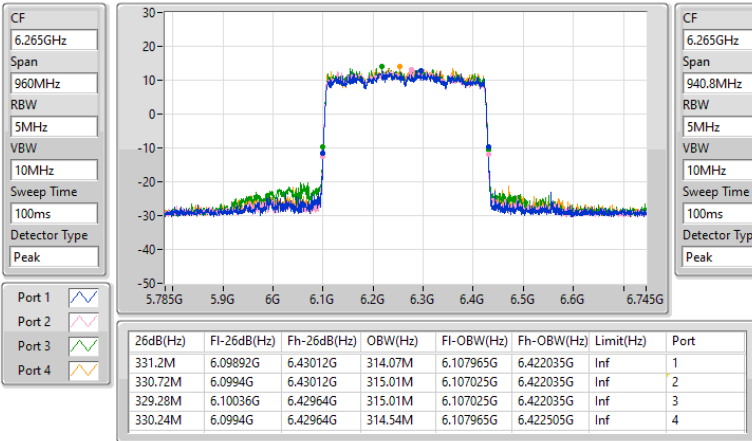
Mode	Result	Limit (Hz)	Port 1-N dB (Hz)	Port 1-OBW (Hz)	Port 2-N dB (Hz)	Port 2-OBW (Hz)	Port 3-N dB (Hz)	Port 3-OBW (Hz)	Port 4-N dB (Hz)	Port 4-OBW (Hz)
802.11be EHT320-BF_Nss1,(MCS0)_4TX	-	-	-	-	-	-	-	-	-	-
6265MHz	Pass	Inf	331.2M	314.07M	330.72M	315.01M	329.28M	315.01M	330.24M	314.54M
6585MHz	Pass	Inf	331.2M	315.481M	330.72M	315.01M	330.72M	315.01M	329.76M	314.54M
6905MHz	Pass	Inf	331.68M	314.54M	331.2M	315.01M	328.8M	314.54M	328.8M	314.54M

Port X-N dB = Port X 6dB down bandwidth for 5.725-5.85GHz band / 26dB down bandwidth for other band  
Port X-OBW = Port X 99% occupied bandwidth

5.925-6.425GHz\_802.11be EHT320-BF\_Nss1,(MCS0)\_4TX  
6265MHz

EBW

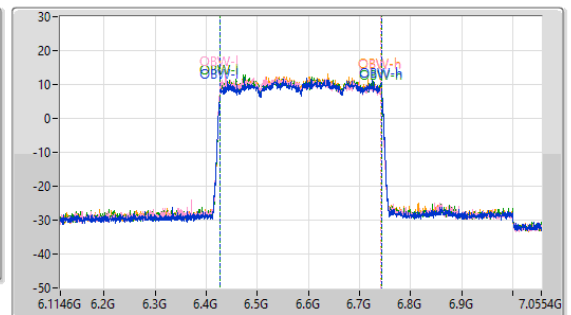
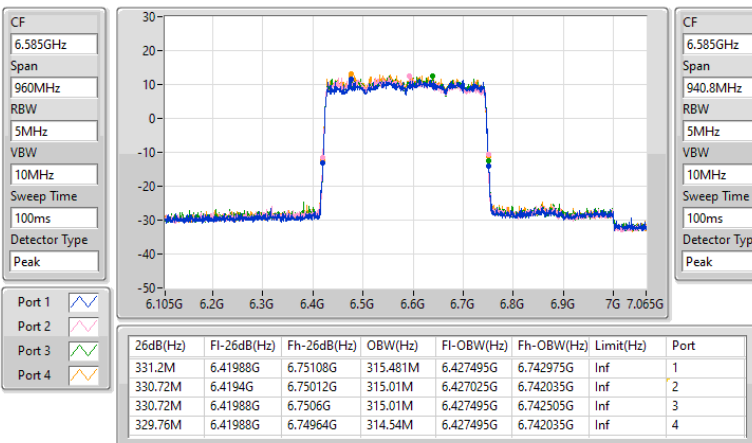
22/02/2023



6.425-6.525GHz\_802.11be EHT320-BF\_Nss1,(MCS0)\_4TX  
6585MHz

EBW

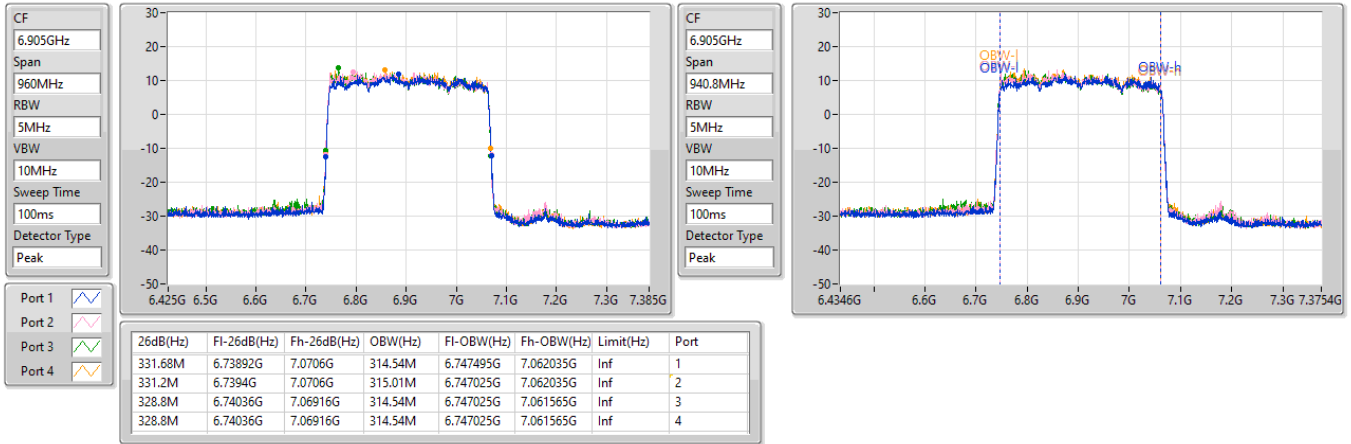
22/02/2023



6.525-6.875GHz\_802.11be EHT320-BF\_Nss1,(MCS0)\_4TX  
6905MHz

EBW

22/02/2023





Summary

Mode	Max-N dB (Hz)	Max-OBW (Hz)	ITU-Code	Min-N dB (Hz)	Min-OBW (Hz)
5.925-6.425GHz	-	-	-	-	-
802.11be EHT20-BF_Nss2,(MCS0)_4TX	21.96M	19.1M	19M1D1D	21.57M	19.042M
802.11be EHT40-BF_Nss2,(MCS0)_4TX	40.86M	37.731M	37M7D1D	40.26M	37.672M
802.11be EHT80-BF_Nss2,(MCS0)_4TX	82.2M	77.342M	77M3D1D	81.12M	76.99M
802.11be EHT160-BF_Nss2,(MCS0)_4TX	166.8M	156.565M	157MD1D	164.64M	155.86M
802.11be EHT320-BF_Nss2,(MCS0)_4TX	330.24M	315.01M	315MD1D	328.8M	314.54M
6.425-6.525GHz	-	-	-	-	-
802.11be EHT20-BF_Nss2,(MCS0)_4TX	21.84M	19.1M	19M1D1D	21.54M	19.012M
802.11be EHT40-BF_Nss2,(MCS0)_4TX	40.68M	37.781M	37M8D1D	40.2M	37.661M
802.11be EHT80-BF_Nss2,(MCS0)_4TX	82.2M	77.241M	77M2D1D	81.6M	77.107M
802.11be EHT160-BF_Nss2,(MCS0)_4TX	167.2M	156.242M	156MD1D	165.44M	156.082M
802.11be EHT320-BF_Nss2,(MCS0)_4TX	330.72M	315.951M	316MD1D	329.28M	314.54M
6.525-6.875GHz	-	-	-	-	-
802.11be EHT20-BF_Nss2,(MCS0)_4TX	21.99M	19.13M	19M1D1D	21.48M	19.04M
802.11be EHT40-BF_Nss2,(MCS0)_4TX	40.8M	37.79M	37M8D1D	40.26M	37.672M
802.11be EHT80-BF_Nss2,(MCS0)_4TX	82.32M	77.225M	77M2D1D	81.36M	76.99M
802.11be EHT160-BF_Nss2,(MCS0)_4TX	166.56M	156.242M	156MD1D	165.6M	155.922M
802.11be EHT320-BF_Nss2,(MCS0)_4TX	330.72M	315.481M	315MD1D	329.28M	314.07M
6.875-7.125GHz	-	-	-	-	-
802.11be EHT20-BF_Nss2,(MCS0)_4TX	22.02M	19.1M	19M1D1D	21.63M	19.042M
802.11be EHT40-BF_Nss2,(MCS0)_4TX	40.8M	37.731M	37M7D1D	40.26M	37.672M
802.11be EHT80-BF_Nss2,(MCS0)_4TX	81.96M	77.107M	77M1D1D	81.24M	76.99M
802.11be EHT160-BF_Nss2,(MCS0)_4TX	166.8M	156.095M	156MD1D	166.32M	155.625M

Max-N dB = Maximum 6dB down bandwidth for 5.725-5.85GHz band / Maximum 26dB down bandwidth for other band;  
 Max-OBW = Maximum 99% occupied bandwidth;  
 Min-N dB = Minimum 6dB down bandwidth for 5.725-5.85GHz band / Maximum 26dB down bandwidth for other band;  
 Min-OBW = Minimum 99% occupied bandwidth

**Result**

Mode	Result	Limit (Hz)	Port 1-N dB (Hz)	Port 1-OBW (Hz)	Port 2-N dB (Hz)	Port 2-OBW (Hz)	Port 3-N dB (Hz)	Port 3-OBW (Hz)	Port 4-N dB (Hz)	Port 4-OBW (Hz)
802.11be EHT20-BF_Nss2,(MCS0)_4TX	-	-	-	-	-	-	-	-	-	-
5955MHz	Pass	Inf	21.57M	19.071M	21.84M	19.071M	21.78M	19.1M	21.96M	19.1M
6175MHz	Pass	Inf	21.6M	19.071M	21.63M	19.071M	21.75M	19.071M	21.72M	19.071M
6415MHz	Pass	Inf	21.57M	19.071M	21.81M	19.071M	21.75M	19.042M	21.81M	19.071M
6435MHz	Pass	Inf	21.78M	19.071M	21.81M	19.1M	21.6M	19.042M	21.63M	19.071M
6475MHz	Pass	Inf	21.69M	19.1M	21.69M	19.1M	21.75M	19.012M	21.84M	19.071M
6515MHz	Pass	Inf	21.54M	19.071M	21.81M	19.071M	21.69M	19.1M	21.81M	19.1M
6535MHz	Pass	Inf	21.87M	19.071M	21.99M	19.13M	21.69M	19.1M	21.69M	19.042M
6695MHz	Pass	Inf	21.81M	19.071M	21.87M	19.071M	21.48M	19.042M	21.75M	19.1M
6855MHz	Pass	Inf	21.66M	19.071M	21.57M	19.1M	21.57M	19.042M	21.75M	19.071M
6875MHz Straddle 6.525-6.875GHz	Pass	Inf	21.6M	19.04M	21.87M	19.07M	21.75M	19.1M	21.63M	19.1M
6895MHz	Pass	Inf	21.66M	19.042M	21.9M	19.1M	21.84M	19.071M	21.9M	19.042M
6995MHz	Pass	Inf	21.63M	19.071M	22.02M	19.071M	21.78M	19.042M	21.78M	19.071M
7095MHz	Pass	Inf	22.02M	19.071M	21.81M	19.071M	21.75M	19.071M	21.84M	19.042M
802.11be EHT40-BF_Nss2,(MCS0)_4TX	-	-	-	-	-	-	-	-	-	-
5965MHz	Pass	Inf	40.5M	37.672M	40.86M	37.731M	40.38M	37.731M	40.62M	37.731M
6165MHz	Pass	Inf	40.44M	37.672M	40.86M	37.672M	40.5M	37.731M	40.74M	37.672M
6405MHz	Pass	Inf	40.5M	37.672M	40.74M	37.672M	40.26M	37.731M	40.68M	37.731M
6445MHz	Pass	Inf	40.2M	37.672M	40.68M	37.672M	40.26M	37.731M	40.44M	37.731M
6485MHz	Pass	Inf	40.56M	37.731M	40.68M	37.731M	40.5M	37.672M	40.62M	37.731M
6525MHz Straddle 6.425-6.525GHz	Pass	Inf	40.5M	37.781M	40.68M	37.781M	40.5M	37.661M	40.68M	37.721M
6565MHz	Pass	Inf	40.26M	37.731M	40.5M	37.672M	40.62M	37.672M	40.8M	37.731M
6685MHz	Pass	Inf	40.38M	37.731M	40.68M	37.731M	40.32M	37.731M	40.62M	37.731M
6845MHz	Pass	Inf	40.44M	37.672M	40.62M	37.731M	40.5M	37.79M	40.56M	37.731M
6885MHz Straddle 6.525-6.875GHz	Pass	Inf	40.68M	37.721M	40.5M	37.781M	40.5M	37.781M	40.56M	37.721M
6925MHz	Pass	Inf	40.44M	37.731M	40.8M	37.731M	40.56M	37.731M	40.62M	37.672M
7005MHz	Pass	Inf	40.44M	37.731M	40.56M	37.731M	40.44M	37.731M	40.74M	37.672M
7085MHz	Pass	Inf	40.44M	37.731M	40.68M	37.731M	40.26M	37.731M	40.5M	37.731M
802.11be EHT80-BF_Nss2,(MCS0)_4TX	-	-	-	-	-	-	-	-	-	-
5985MHz	Pass	Inf	81.6M	77.107M	82.08M	77.342M	81.6M	77.107M	81.72M	77.107M
6145MHz	Pass	Inf	81.48M	77.225M	82.08M	77.107M	81.36M	76.99M	82.2M	77.107M
6385MHz	Pass	Inf	81.48M	77.107M	81.48M	77.225M	81.12M	77.225M	81.84M	77.225M
6465MHz	Pass	Inf	82.08M	77.225M	81.96M	77.225M	81.72M	77.107M	82.2M	77.225M
6545MHz Straddle 6.425-6.525GHz	Pass	Inf	81.84M	77.121M	81.72M	77.121M	81.6M	77.121M	81.96M	77.241M
6625MHz	Pass	Inf	81.96M	77.225M	82.08M	77.107M	81.6M	77.225M	81.72M	77.107M
6705MHz	Pass	Inf	81.72M	77.107M	81.84M	77.107M	81.6M	77.107M	81.72M	77.225M
6785MHz	Pass	Inf	81.96M	76.99M	82.32M	76.99M	81.6M	77.107M	82.2M	77.107M
6865MHz Straddle 6.525-6.875GHz	Pass	Inf	81.72M	77.001M	81.84M	77.001M	81.36M	77.001M	81.72M	77.121M
6945MHz	Pass	Inf	81.48M	77.107M	81.84M	77.107M	81.24M	77.107M	81.84M	77.107M
7025MHz	Pass	Inf	81.6M	77.107M	81.48M	77.107M	81.96M	76.99M	81.48M	76.99M
802.11be EHT160-BF_Nss2,(MCS0)_4TX	-	-	-	-	-	-	-	-	-	-
6025MHz	Pass	Inf	166.64M	156.095M	166.6M	155.86M	165.12M	156.33M	166.32M	155.86M
6185MHz	Pass	Inf	166.32M	156.095M	166.56M	156.33M	166.08M	156.33M	166.8M	156.565M
6345MHz	Pass	Inf	166.32M	156.095M	166.32M	156.095M	165.36M	156.095M	166.56M	155.86M
6505MHz Straddle 6.425-6.525GHz	Pass	Inf	165.92M	156.082M	166.24M	156.082M	165.44M	156.082M	167.2M	156.242M
6665MHz	Pass	Inf	166.56M	156.095M	166.32M	156.095M	165.6M	156.095M	166.56M	156.095M
6825MHz Straddle 6.525-6.875GHz	Pass	Inf	166.24M	156.082M	166.56M	156.082M	166.24M	156.242M	166.4M	155.922M
6985MHz	Pass	Inf	166.56M	155.625M	166.32M	156.095M	166.8M	156.095M	166.8M	156.095M



802.11be EHT320-BF_Nss2,(MCS0)_4TX	-	-	-	-	-	-	-	-	-	-
6105MHz	Pass	Inf	329.28M	315.01M	329.76M	314.54M	329.76M	314.54M	329.76M	314.54M
6265MHz	Pass	Inf	329.76M	314.54M	329.76M	314.54M	330.24M	314.54M	328.8M	314.54M
6425MHz	Pass	Inf	329.76M	314.54M	329.28M	314.54M	330.24M	315.01M	330.72M	314.54M
6585MHz	Pass	Inf	330.24M	315.951M	330.72M	315.481M	330.24M	314.54M	329.28M	315.481M
6745MHz	Pass	Inf	330.72M	314.54M	330.24M	314.07M	330.24M	315.01M	330.72M	314.07M
6905MHz	Pass	Inf	330.24M	314.54M	329.28M	314.54M	329.76M	315.481M	329.28M	315.01M

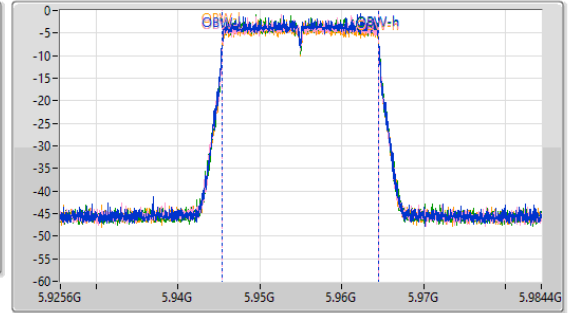
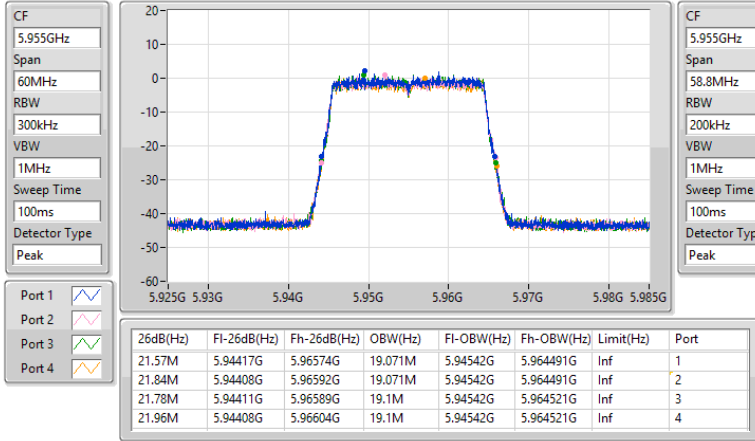
Port X-N dB = Port X 6dB down bandwidth for 5.725-5.85GHz band / 26dB down bandwidth for other band  
 Port X-OBW = Port X 99% occupied bandwidth

5.925-6.425GHz\_802.11be EHT20-BF\_Nss2,(MCS0)\_4TX

EBW

5955MHz

06/02/2023

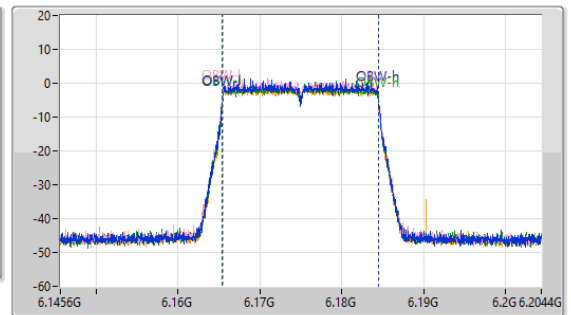
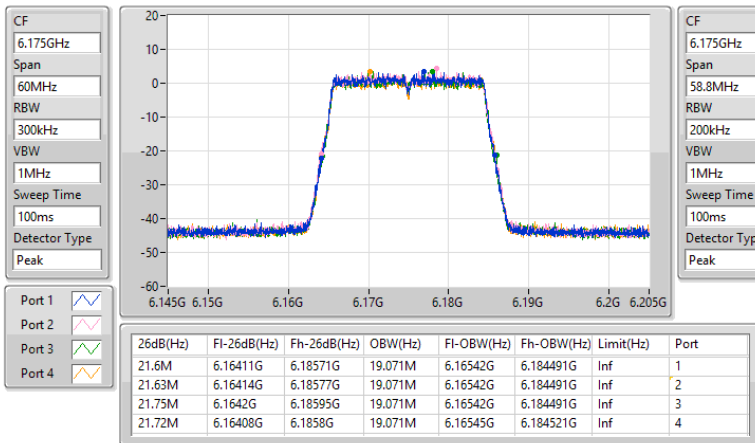


5.925-6.425GHz\_802.11be EHT20-BF\_Nss2,(MCS0)\_4TX

EBW

6175MHz

06/02/2023

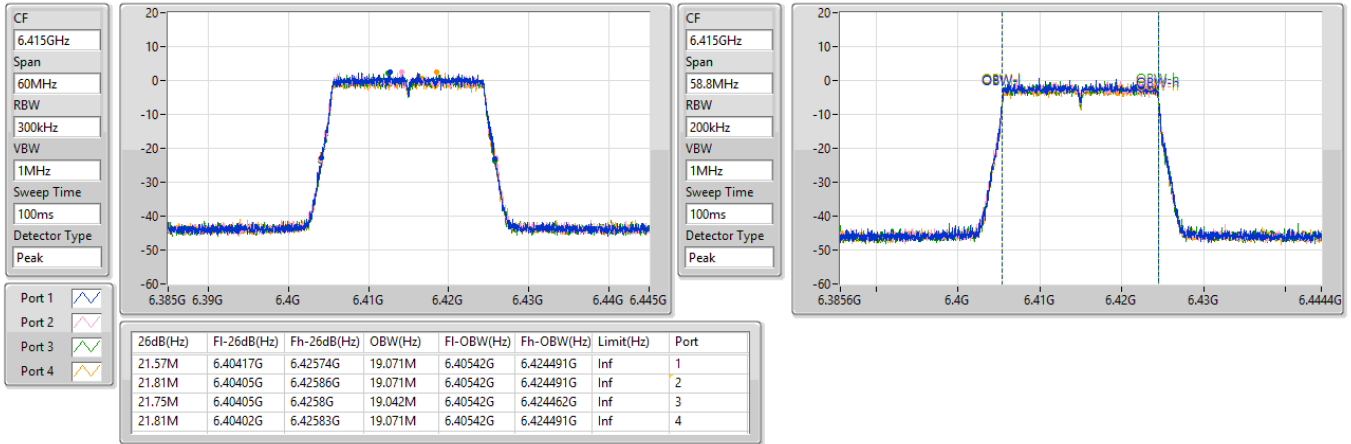


5.925-6.425GHz\_802.11be EHT20-BF\_Nss2,(MCS0)\_4TX

EBW

6415MHz

06/02/2023

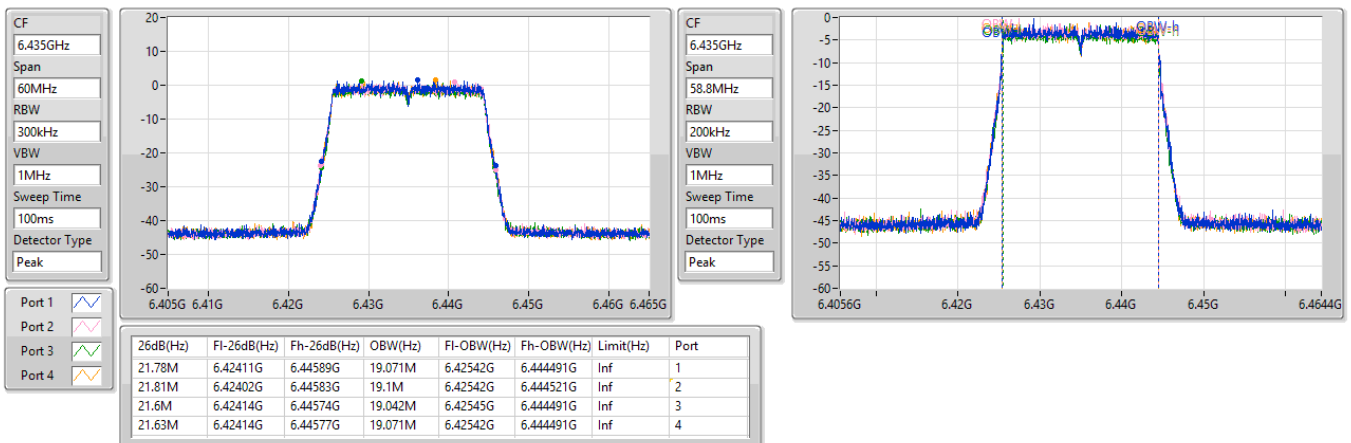


6.425-6.525GHz\_802.11be EHT20-BF\_Nss2,(MCS0)\_4TX

EBW

6435MHz

06/02/2023



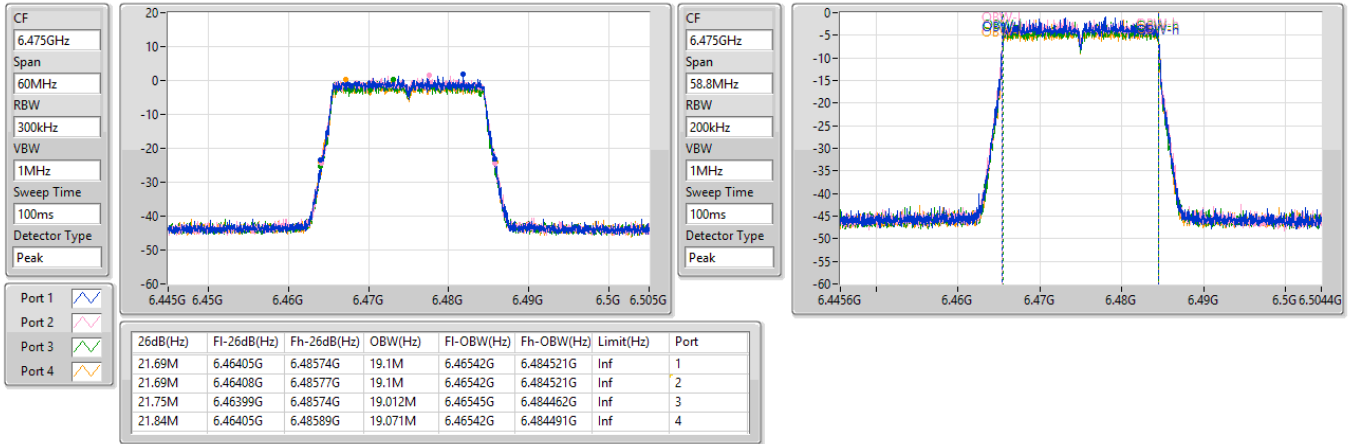


6.425-6.525GHz\_802.11be EHT20-BF\_Nss2,(MCS0)\_4TX

EBW

6475MHz

06/02/2023

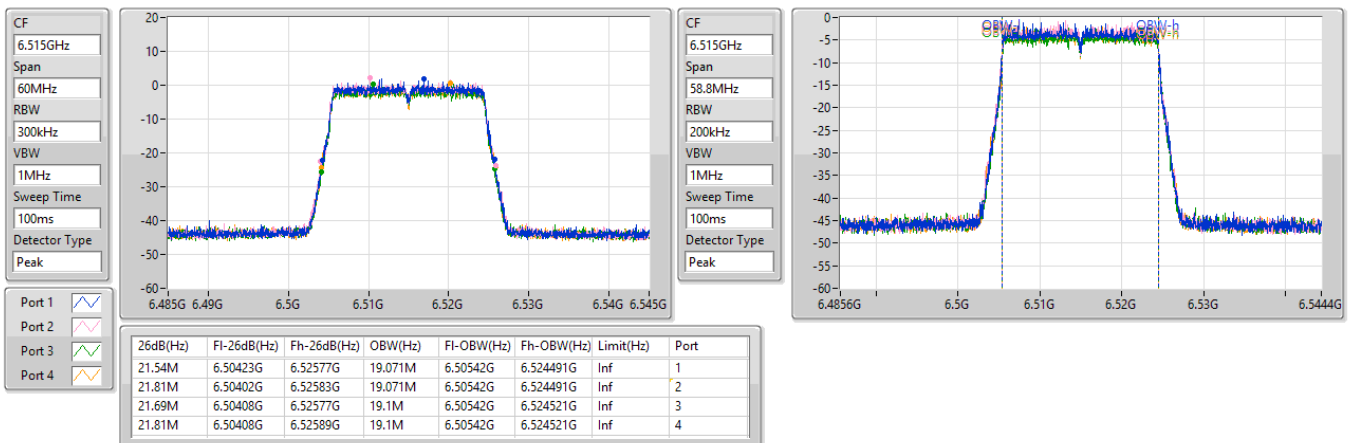


6.425-6.525GHz\_802.11be EHT20-BF\_Nss2,(MCS0)\_4TX

EBW

6515MHz

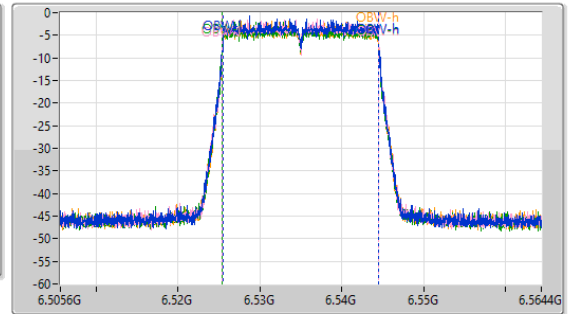
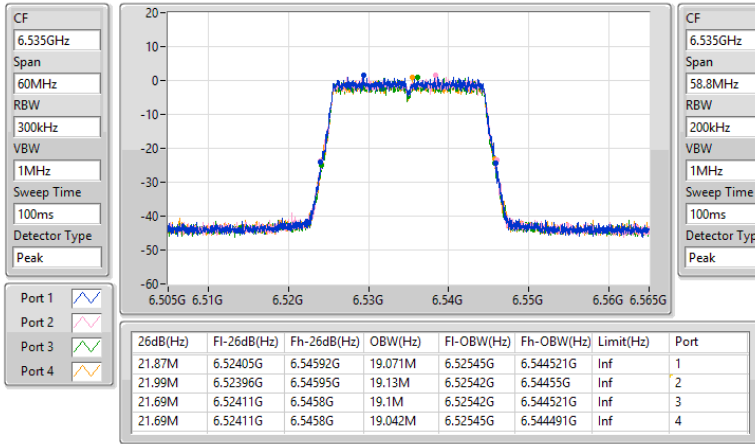
06/02/2023



6.525-6.875GHz\_802.11be EHT20-BF\_Nss2,(MCS0)\_4TX  
6535MHz

EBW

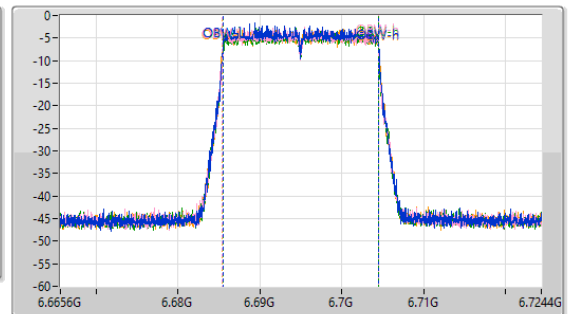
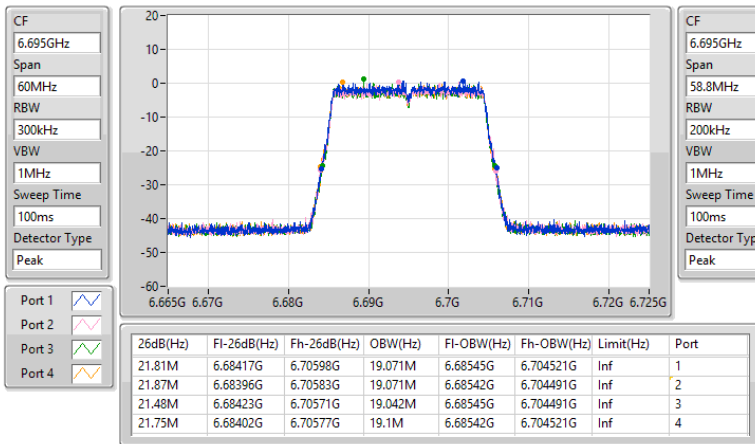
06/02/2023



6.525-6.875GHz\_802.11be EHT20-BF\_Nss2,(MCS0)\_4TX  
6695MHz

EBW

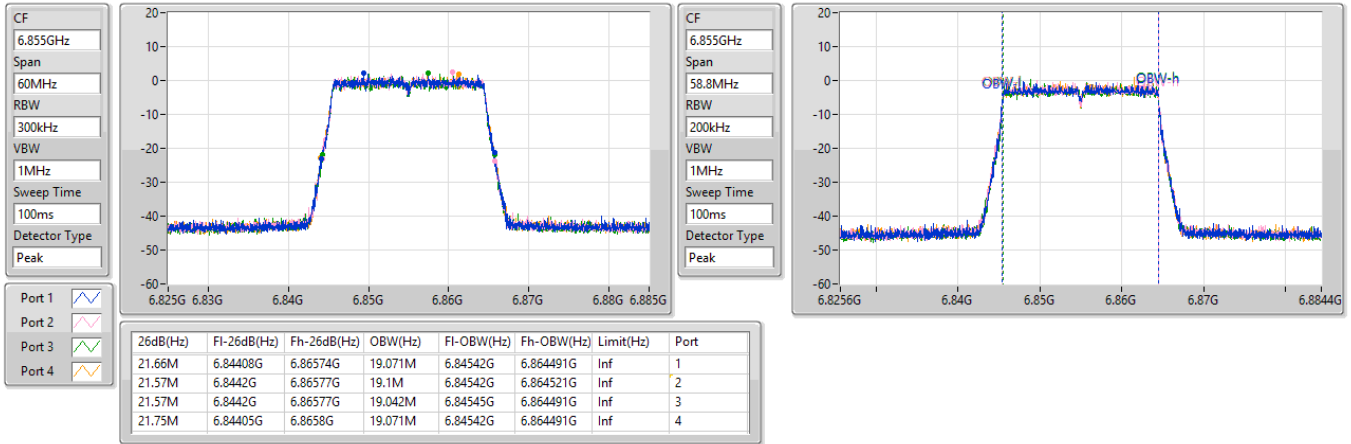
06/02/2023



6.525-6.875GHz\_802.11be EHT20-BF\_Nss2,(MCS0)\_4TX  
6855MHz

EBW

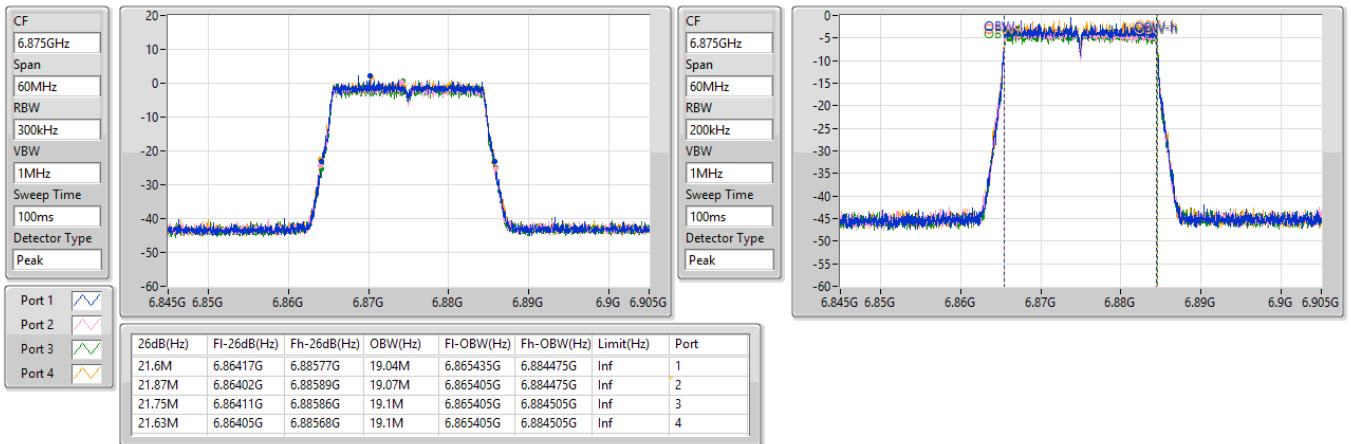
06/02/2023



6.525-6.875GHz\_802.11be EHT20-BF\_Nss2,(MCS0)\_4TX  
6875MHz Straddle 6.525-6.875GHz

EBW

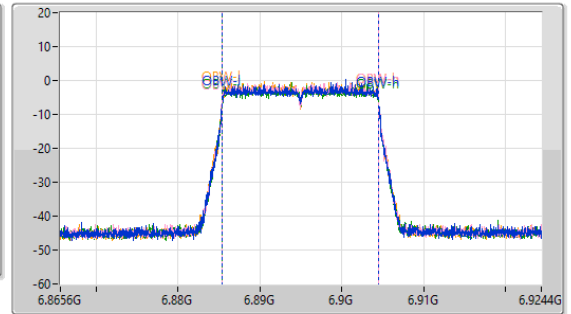
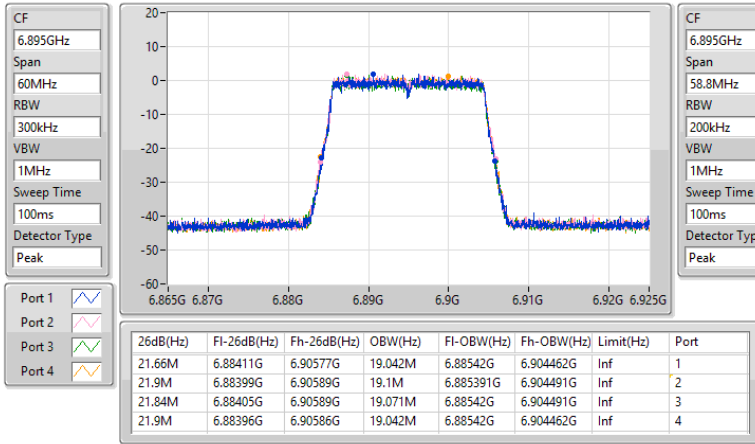
06/02/2023



6.875-7.125GHz\_802.11be EHT20-BF\_Nss2,(MCS0)\_4TX  
6895MHz

EBW

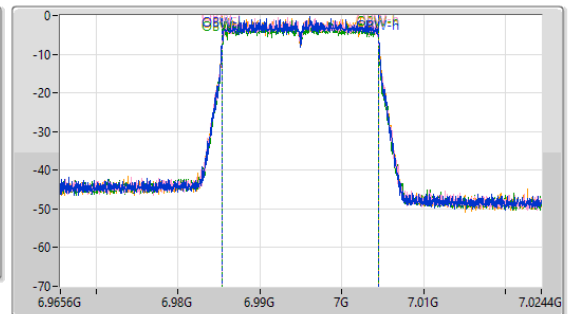
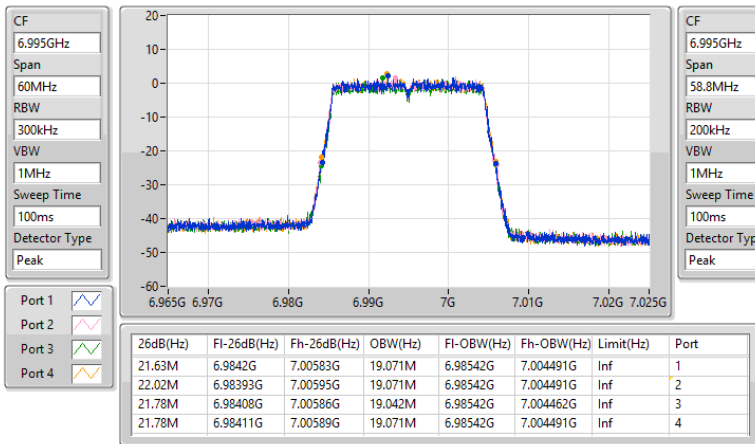
06/02/2023



6.875-7.125GHz\_802.11be EHT20-BF\_Nss2,(MCS0)\_4TX  
6995MHz

EBW

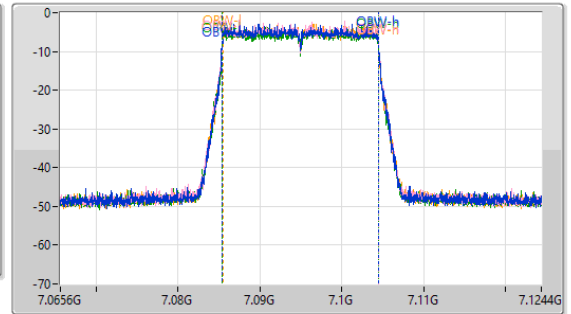
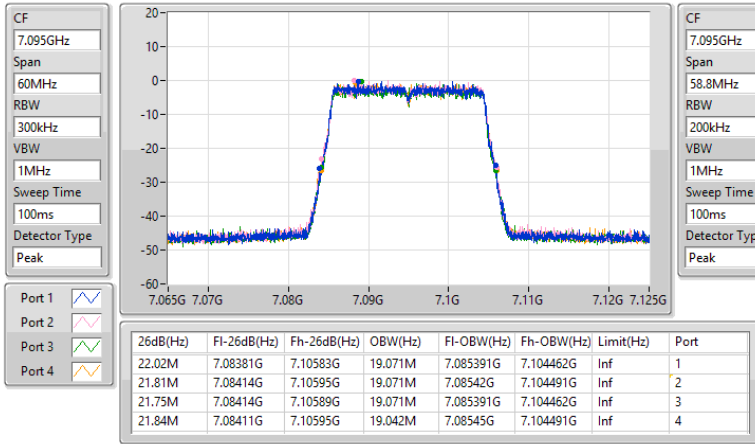
06/02/2023



6.875-7.125GHz\_802.11be EHT20-BF\_Nss2,(MCS0)\_4TX  
7095MHz

EBW

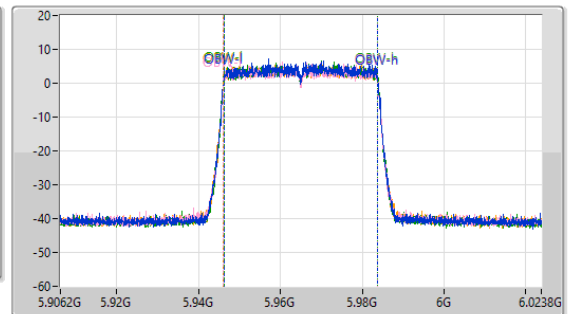
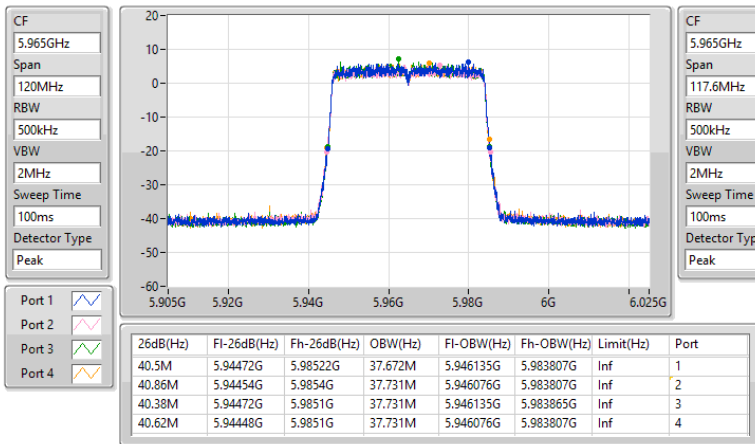
06/02/2023



5.925-6.425GHz\_802.11be EHT40-BF\_Nss2,(MCS0)\_4TX  
5965MHz

EBW

06/02/2023

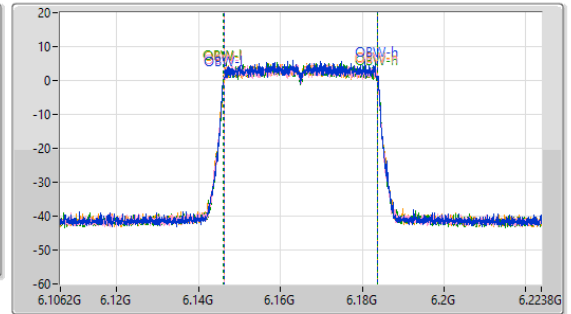
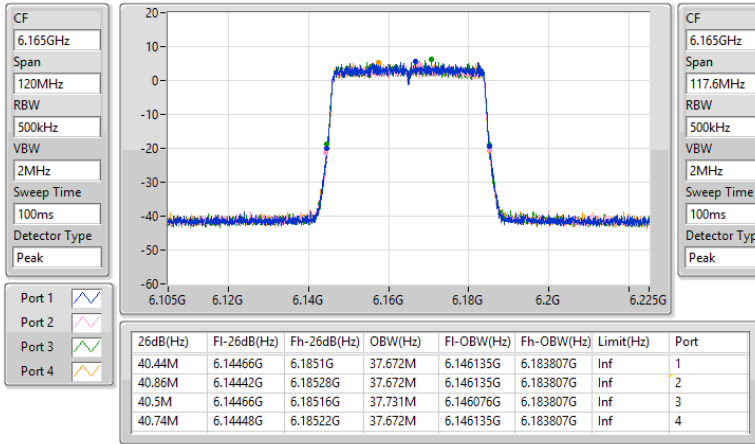


5.925-6.425GHz\_802.11be EHT40-BF\_Nss2,(MCS0)\_4TX

EBW

6165MHz

06/02/2023

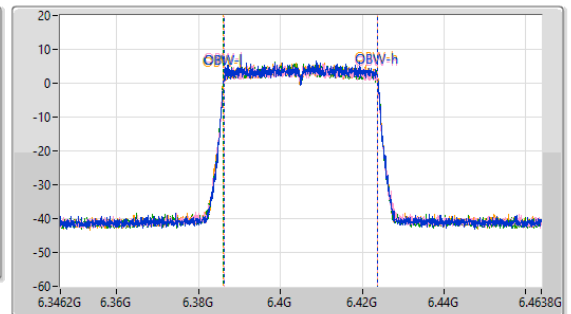
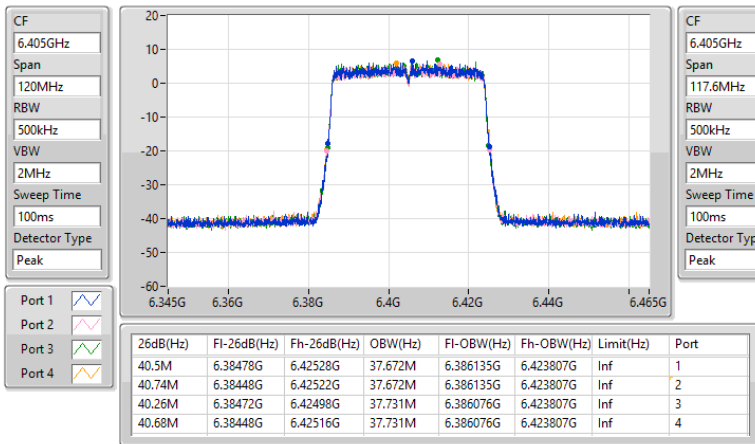


5.925-6.425GHz\_802.11be EHT40-BF\_Nss2,(MCS0)\_4TX

EBW

6405MHz

06/02/2023

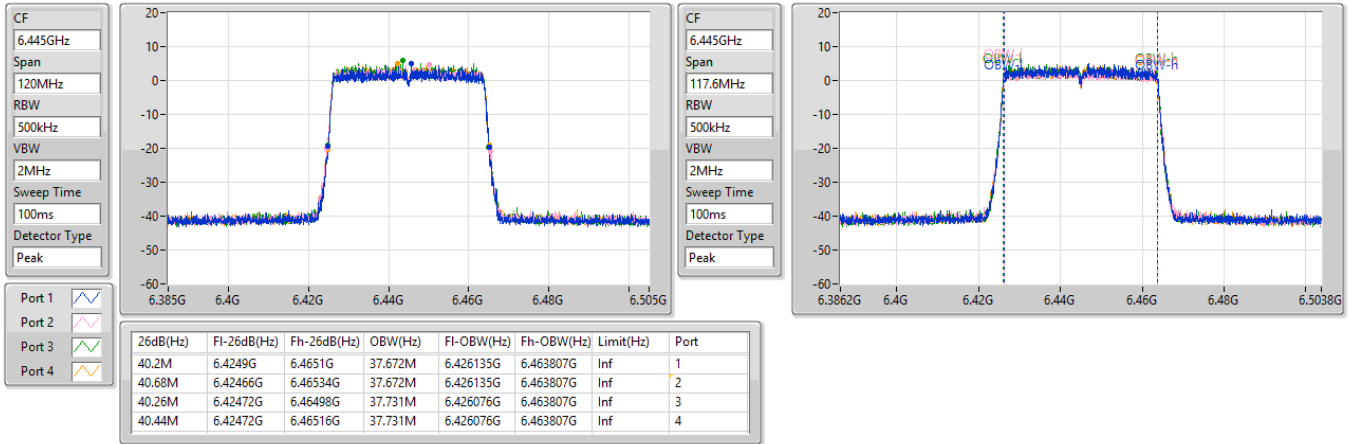


6.425-6.525GHz\_802.11be EHT40-BF\_Nss2,(MCS0)\_4TX

EBW

6445MHz

06/02/2023

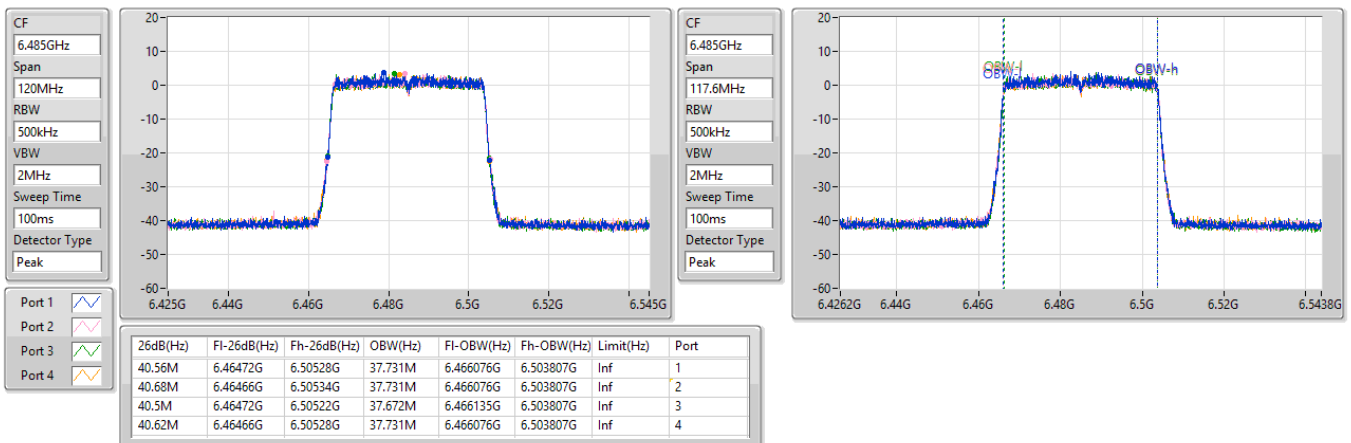


6.425-6.525GHz\_802.11be EHT40-BF\_Nss2,(MCS0)\_4TX

EBW

6485MHz

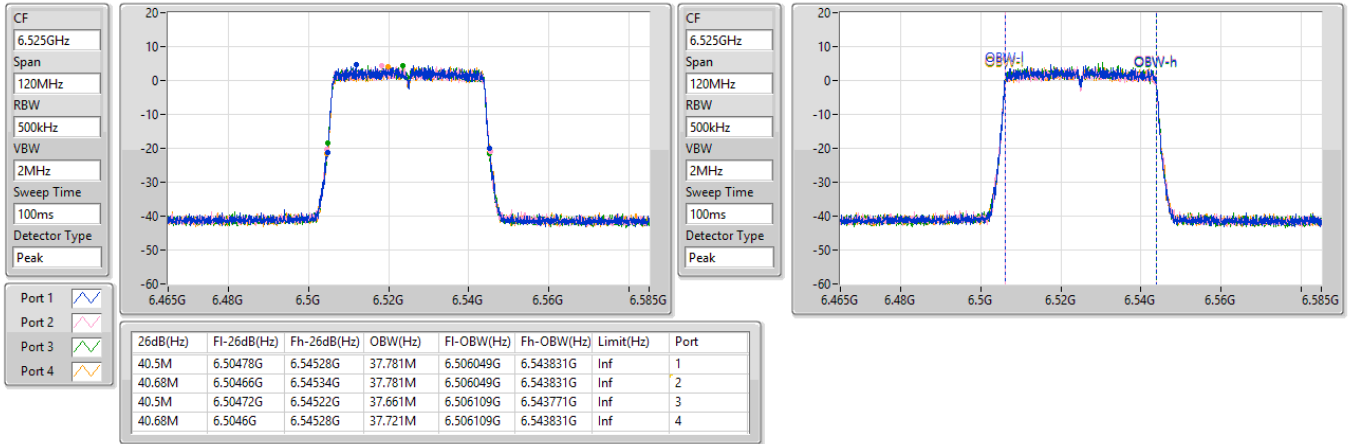
06/02/2023



**6.425-6.525GHz\_802.11be EHT40-BF\_Nss2,(MCS0)\_4TX**  
**6525MHz Straddle 6.425-6.525GHz**

EBW

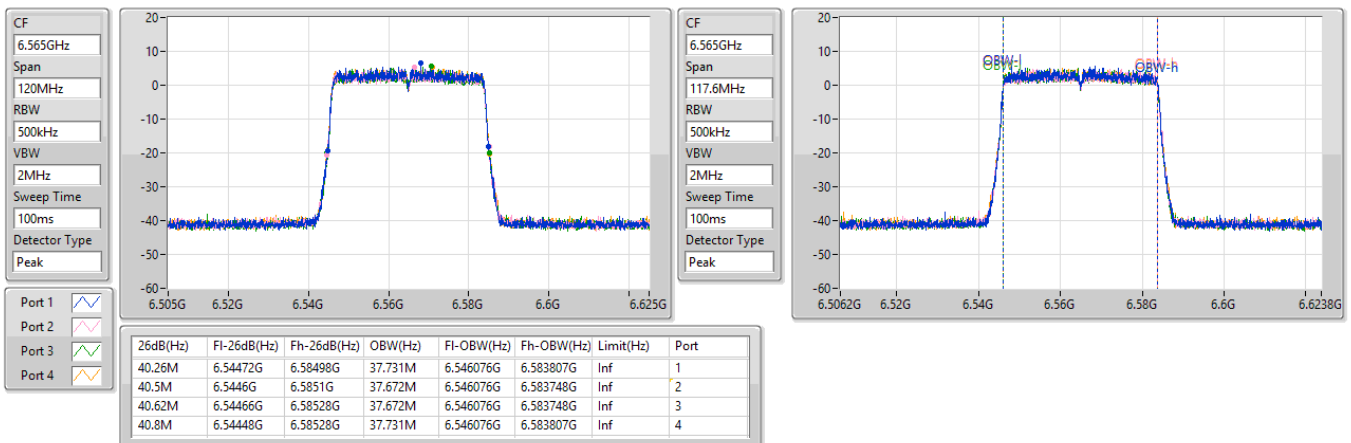
06/02/2023



**6.525-6.875GHz\_802.11be EHT40-BF\_Nss2,(MCS0)\_4TX**  
**6565MHz**

EBW

06/02/2023

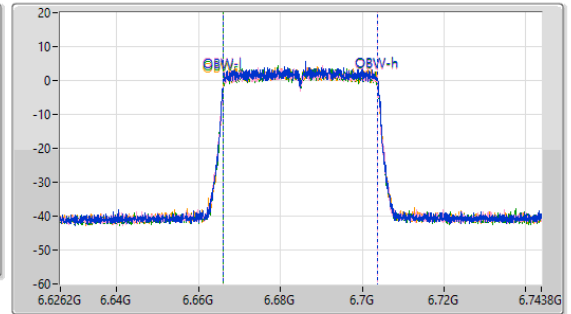
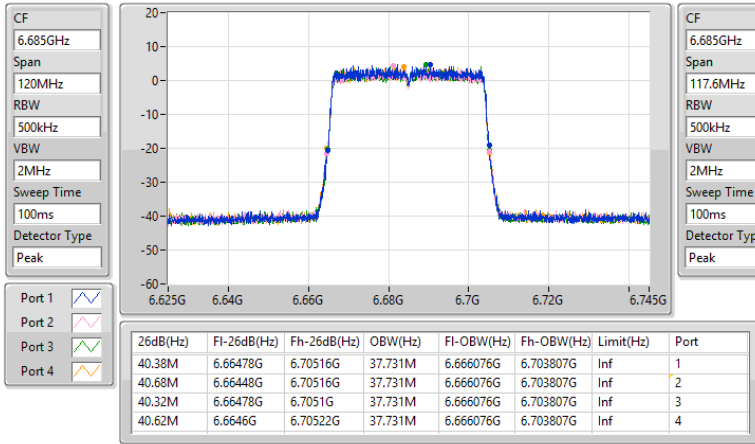




6.525-6.875GHz\_802.11be EHT40-BF\_Nss2,(MCS0)\_4TX  
6685MHz

EBW

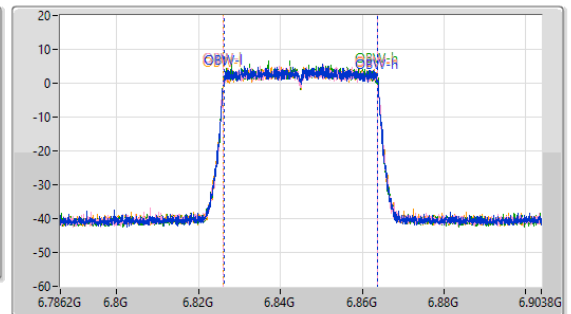
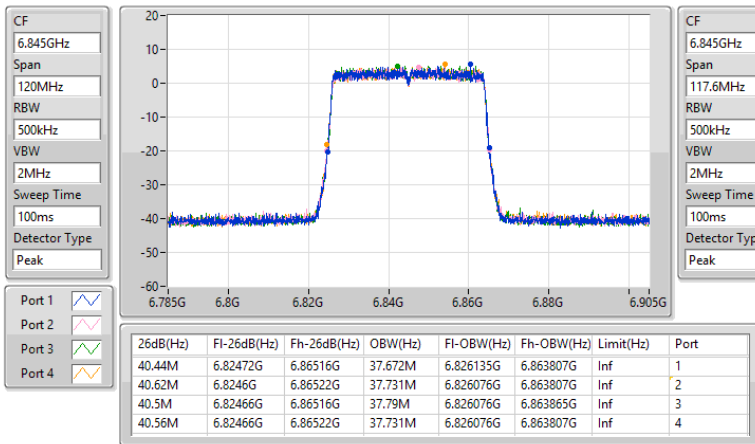
06/02/2023



6.525-6.875GHz\_802.11be EHT40-BF\_Nss2,(MCS0)\_4TX  
6845MHz

EBW

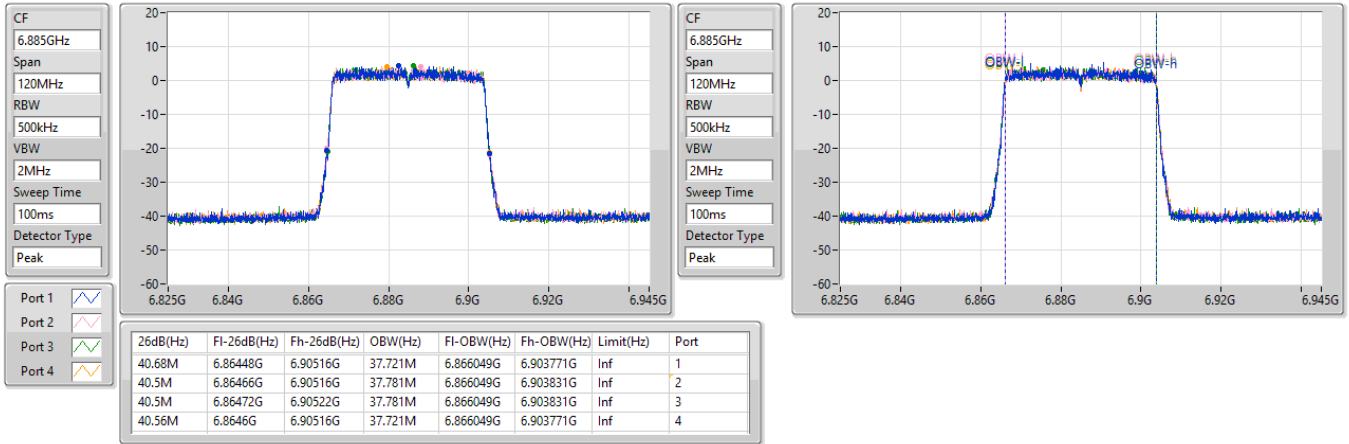
06/02/2023



**6.525-6.875GHz\_802.11be EHT40-BF\_Nss2,(MCS0)\_4TX**  
**6885MHz Straddle 6.525-6.875GHz**

EBW

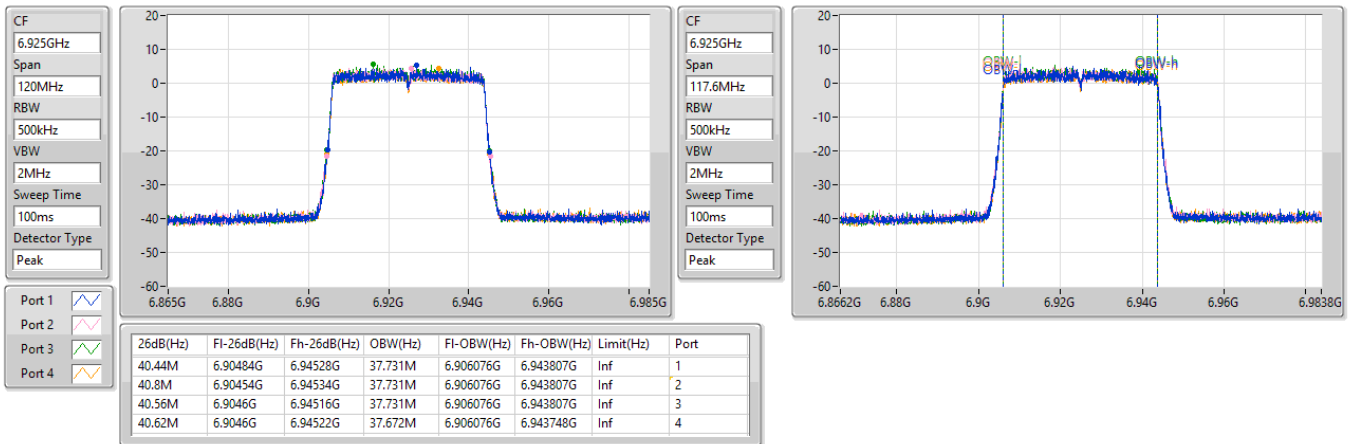
06/02/2023



**6.875-7.125GHz\_802.11be EHT40-BF\_Nss2,(MCS0)\_4TX**  
**6925MHz**

EBW

06/02/2023

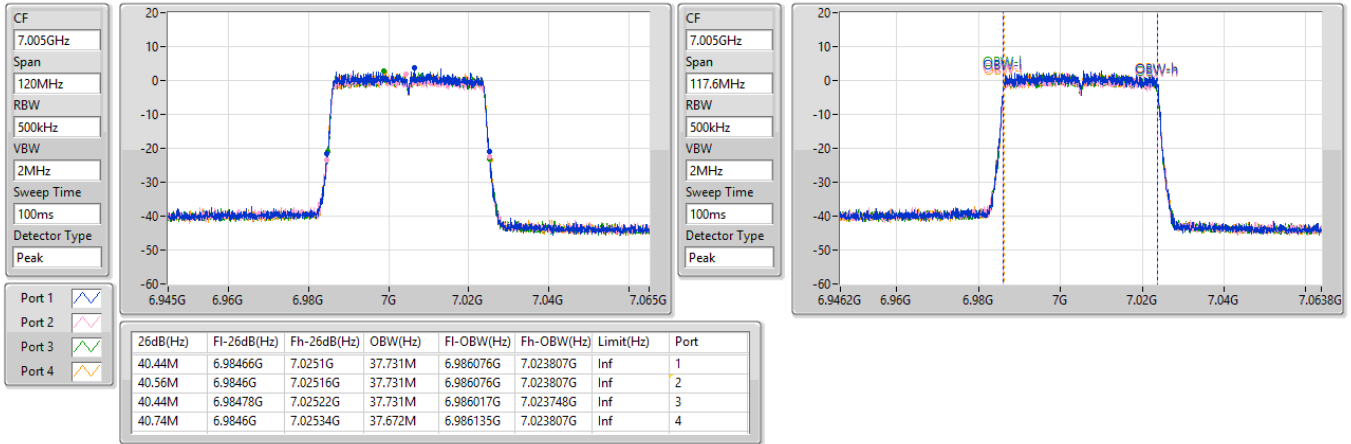


6.875-7.125GHz\_802.11be EHT40-BF\_Nss2,(MCS0)\_4TX

EBW

7005MHz

06/02/2023

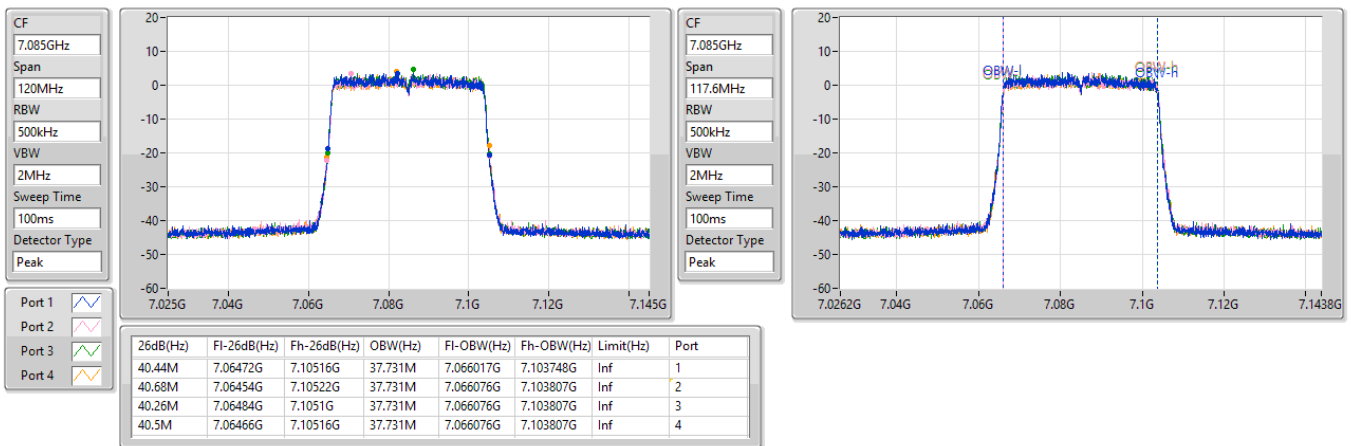


6.875-7.125GHz\_802.11be EHT40-BF\_Nss2,(MCS0)\_4TX

EBW

7085MHz

06/02/2023

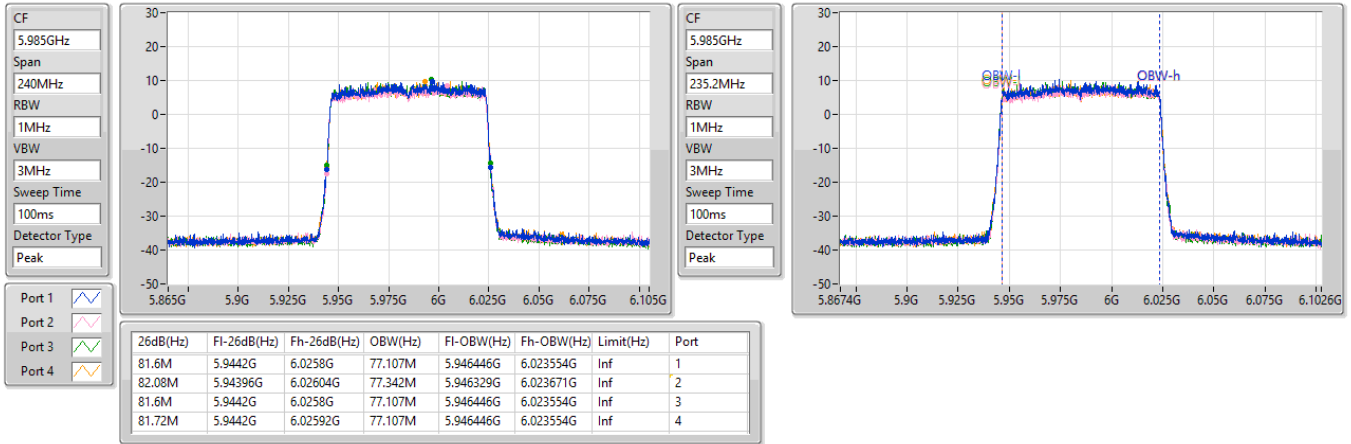


5.925-6.425GHz\_802.11be EHT80-BF\_Nss2,(MCS0)\_4TX

EBW

5985MHz

06/02/2023

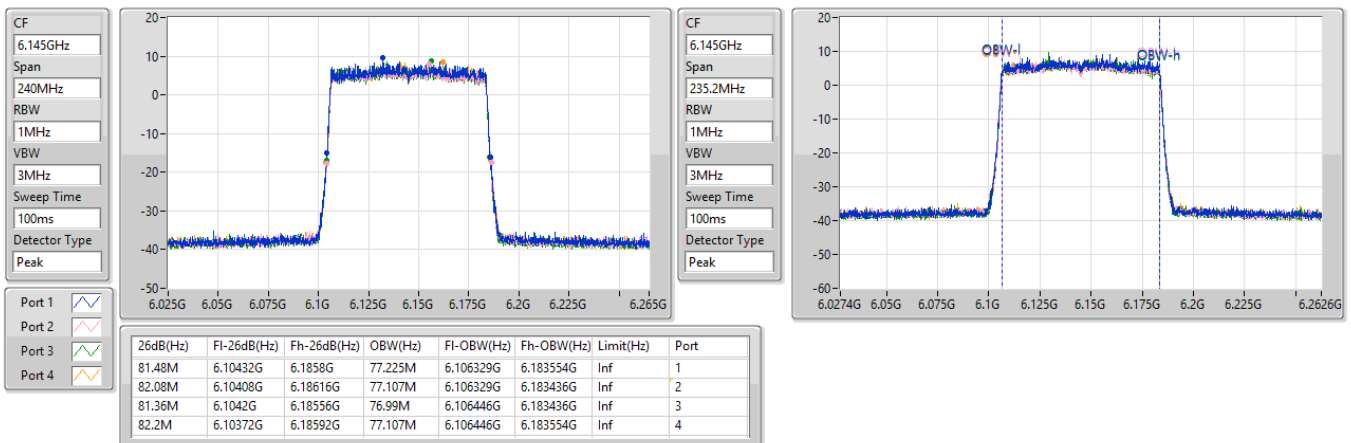


5.925-6.425GHz\_802.11be EHT80-BF\_Nss2,(MCS0)\_4TX

EBW

6145MHz

06/02/2023

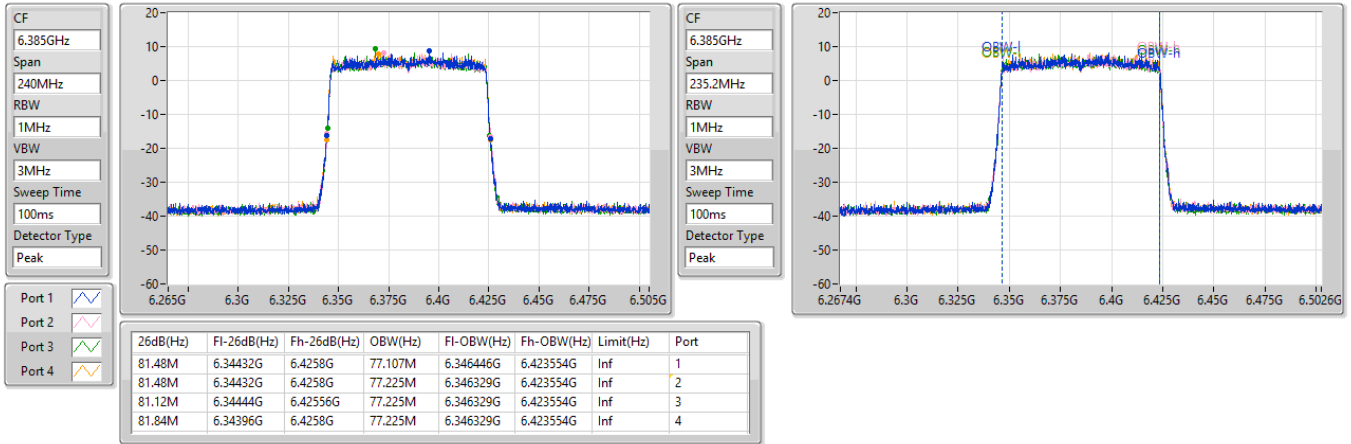


5.925-6.425GHz\_802.11be EHT80-BF\_Nss2,(MCS0)\_4TX

EBW

6385MHz

06/02/2023

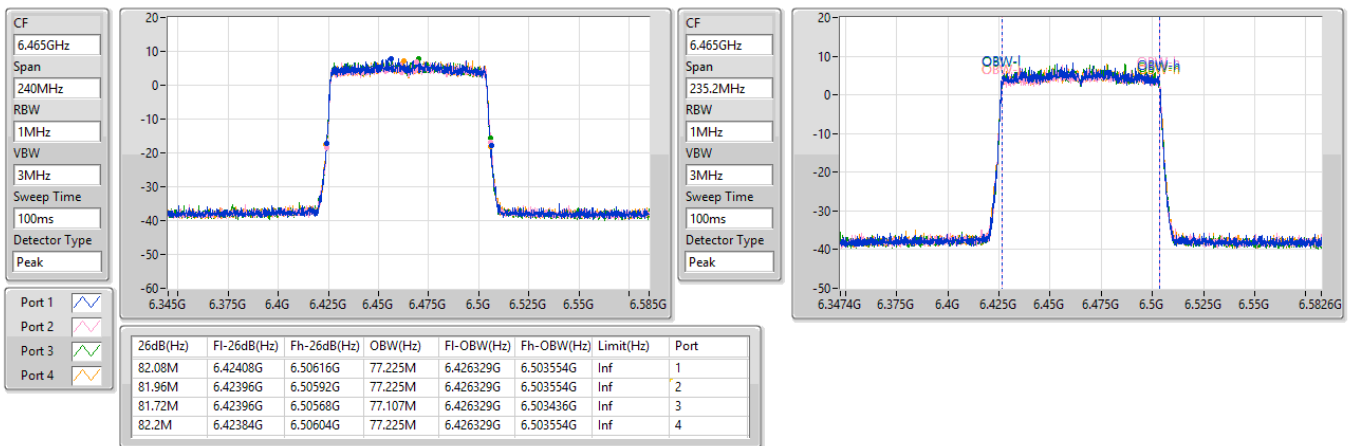


6.425-6.525GHz\_802.11be EHT80-BF\_Nss2,(MCS0)\_4TX

EBW

6465MHz

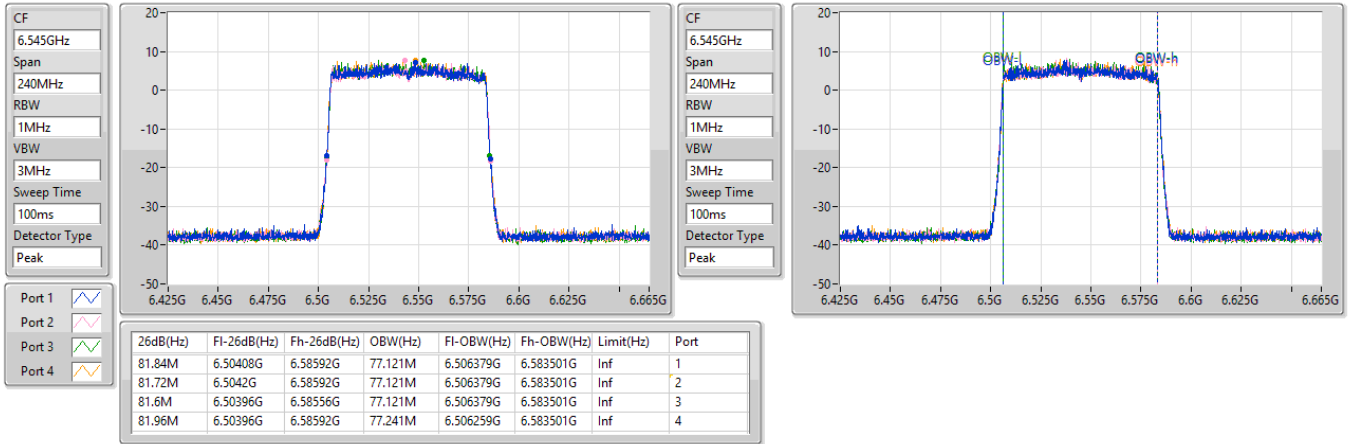
06/02/2023



**6.425-6.525GHz\_802.11be EHT80-BF\_Nss2,(MCS0)\_4TX**  
**6545MHz Straddle 6.425-6.525GHz**

EBW

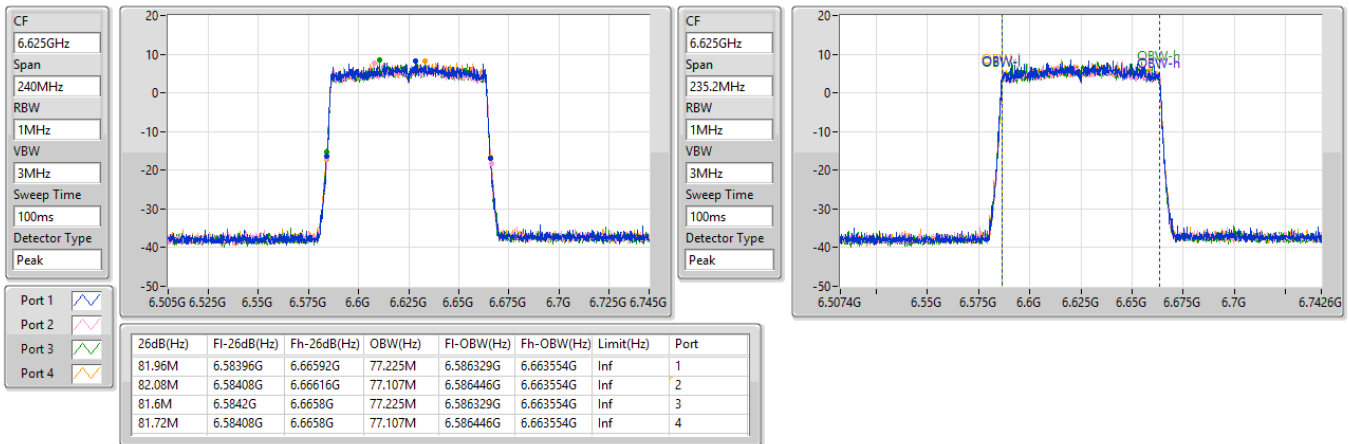
06/02/2023



**6.525-6.875GHz\_802.11be EHT80-BF\_Nss2,(MCS0)\_4TX**  
**6625MHz**

EBW

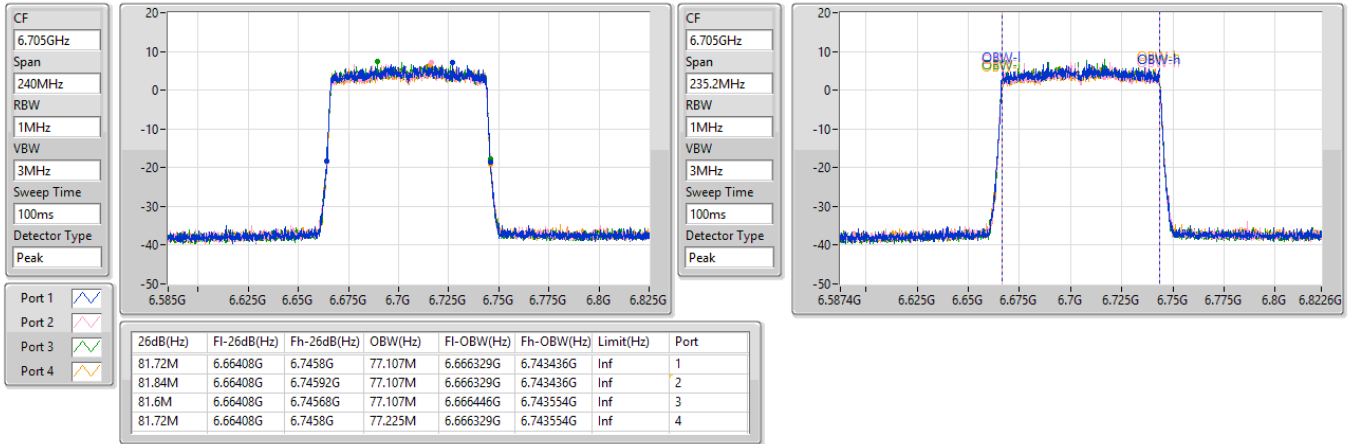
06/02/2023



6.525-6.875GHz\_802.11be EHT80-BF\_Nss2,(MCS0)\_4TX  
6705MHz

EBW

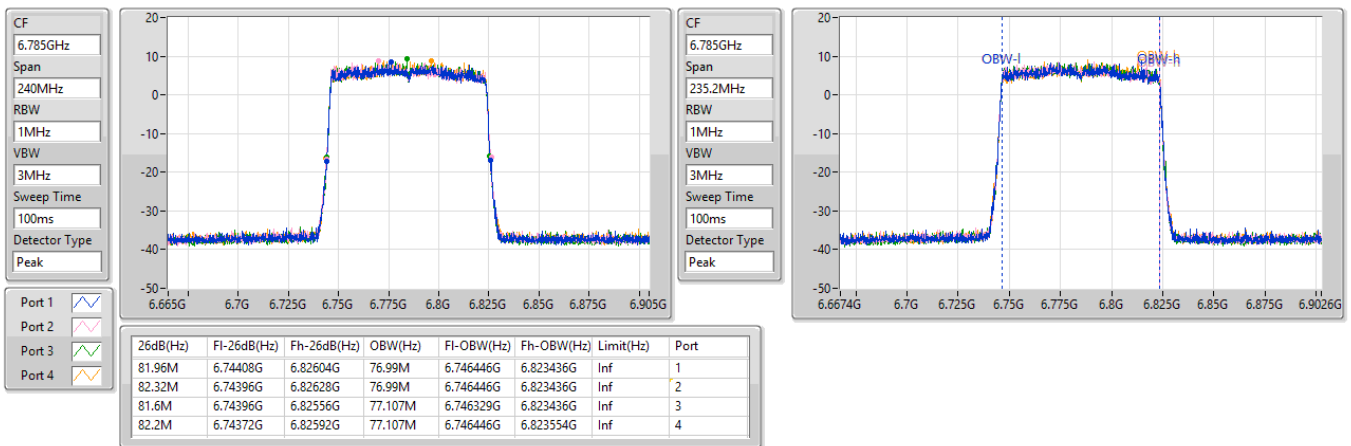
06/02/2023



6.525-6.875GHz\_802.11be EHT80-BF\_Nss2,(MCS0)\_4TX  
6785MHz

EBW

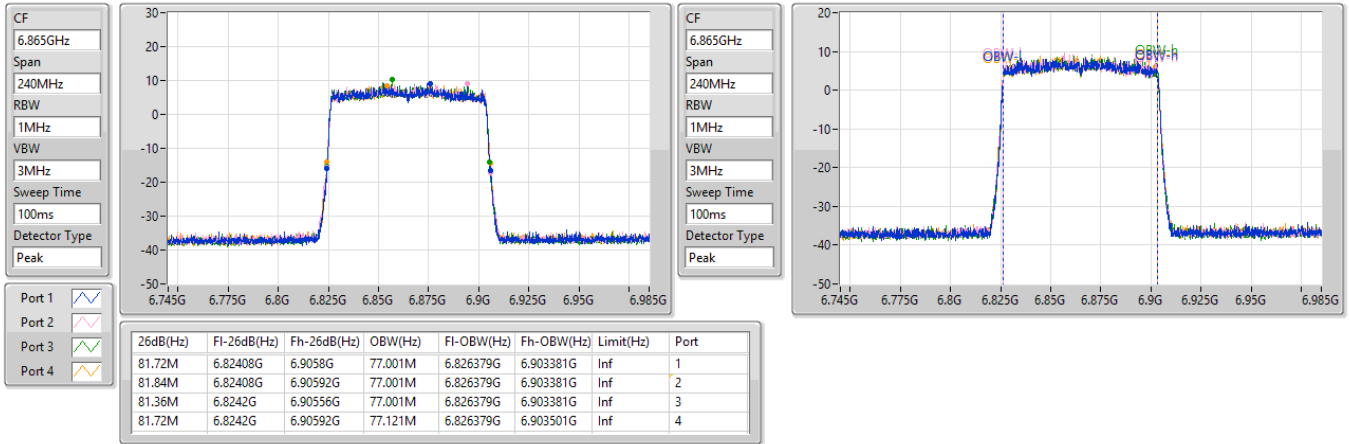
06/02/2023



**6.525-6.875GHz\_802.11be EHT80-BF\_Nss2,(MCS0)\_4TX**  
**6865MHz Straddle 6.525-6.875GHz**

EBW

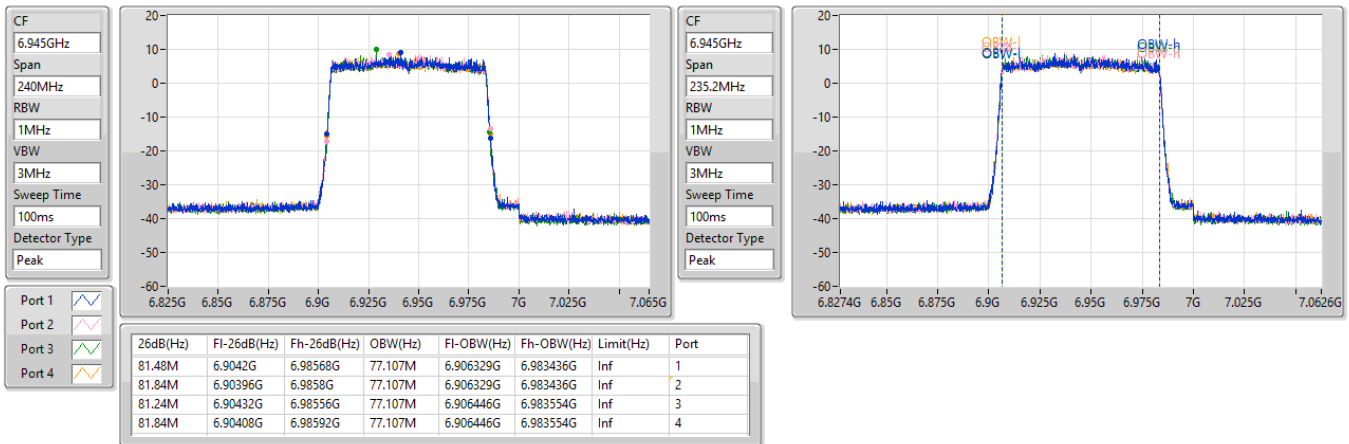
06/02/2023



**6.875-7.125GHz\_802.11be EHT80-BF\_Nss2,(MCS0)\_4TX**  
**6945MHz**

EBW

06/02/2023

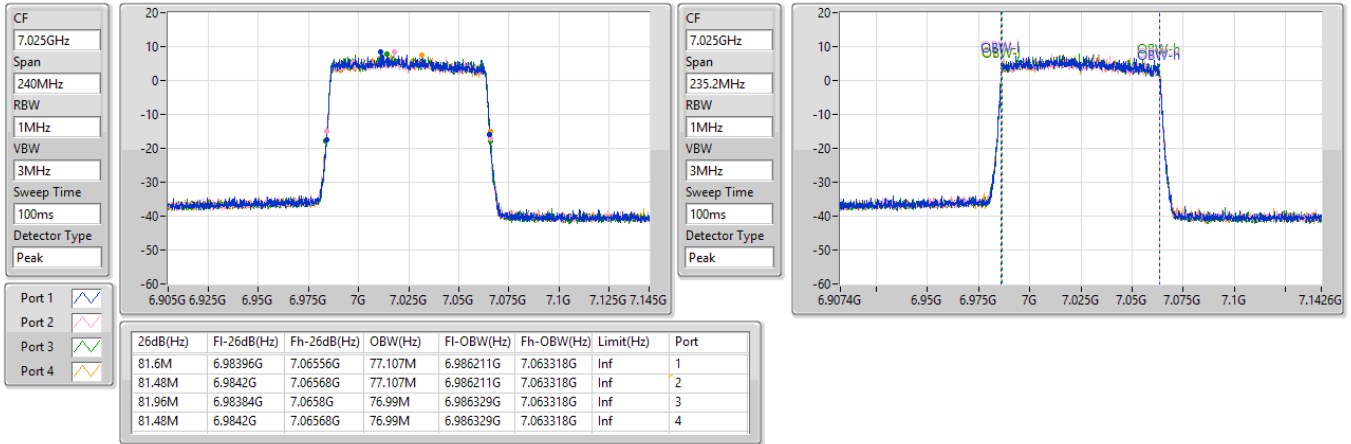




6.875-7.125GHz\_802.11be EHT80-BF\_Nss2,(MCS0)\_4TX  
7025MHz

EBW

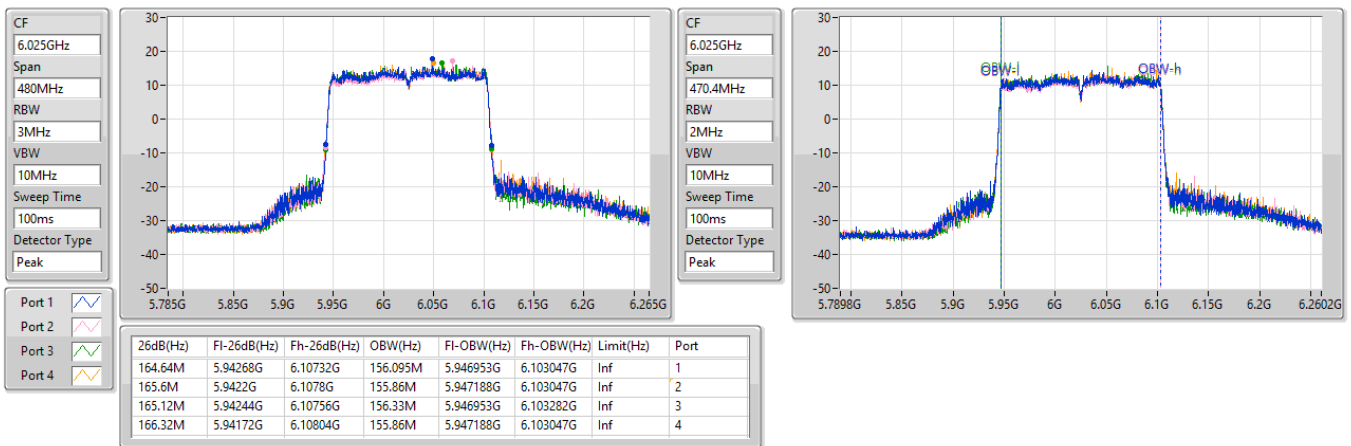
06/02/2023



5.925-6.425GHz\_802.11be EHT160-BF\_Nss2,(MCS0)\_4TX  
6025MHz

EBW

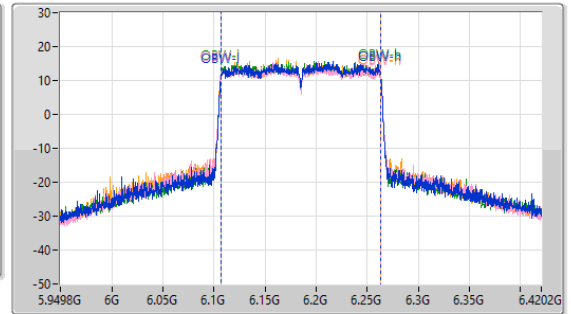
06/02/2023



5.925-6.425GHz\_802.11be EHT160-BF\_Nss2,(MCS0)\_4TX  
6185MHz

EBW

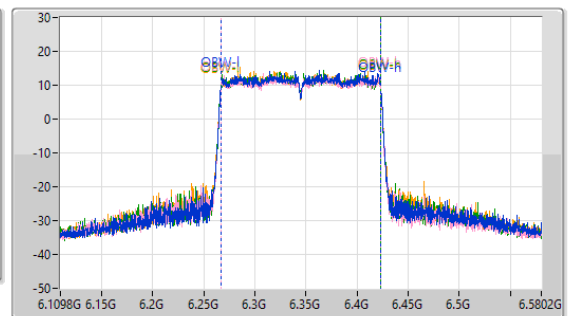
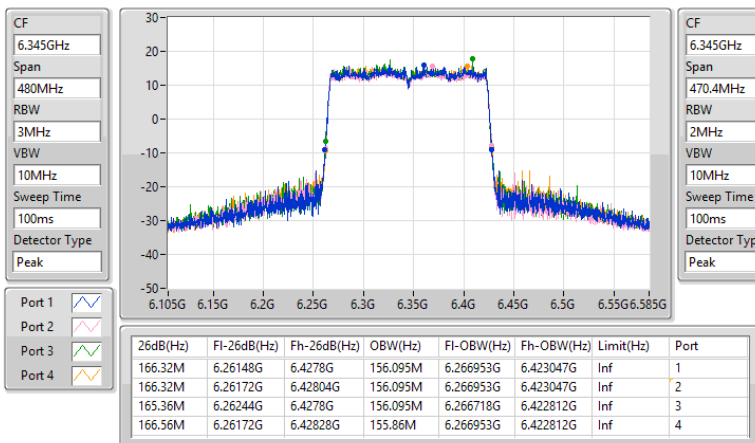
06/02/2023



5.925-6.425GHz\_802.11be EHT160-BF\_Nss2,(MCS0)\_4TX  
6345MHz

EBW

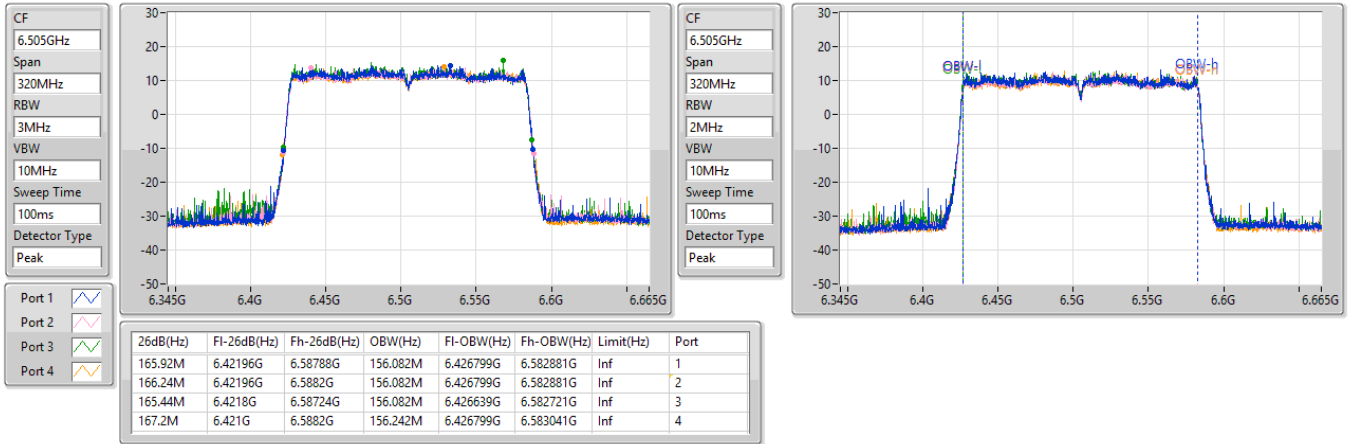
06/02/2023



**6.425-6.525GHz\_802.11be EHT160-BF\_Nss2,(MCS0)\_4TX**  
**6505MHz Straddle 6.425-6.525GHz**

EBW

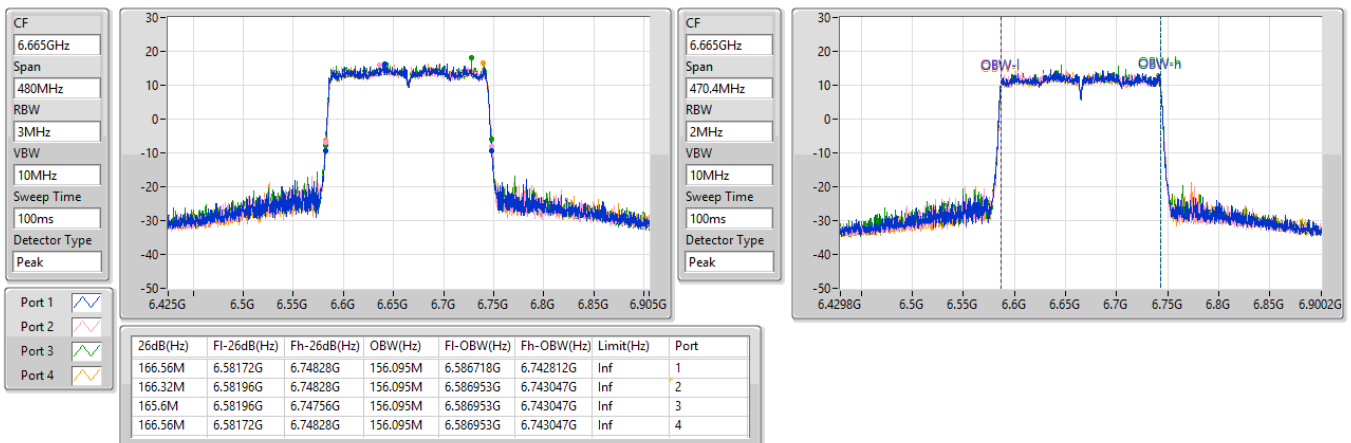
06/02/2023



**6.525-6.875GHz\_802.11be EHT160-BF\_Nss2,(MCS0)\_4TX**  
**6665MHz**

EBW

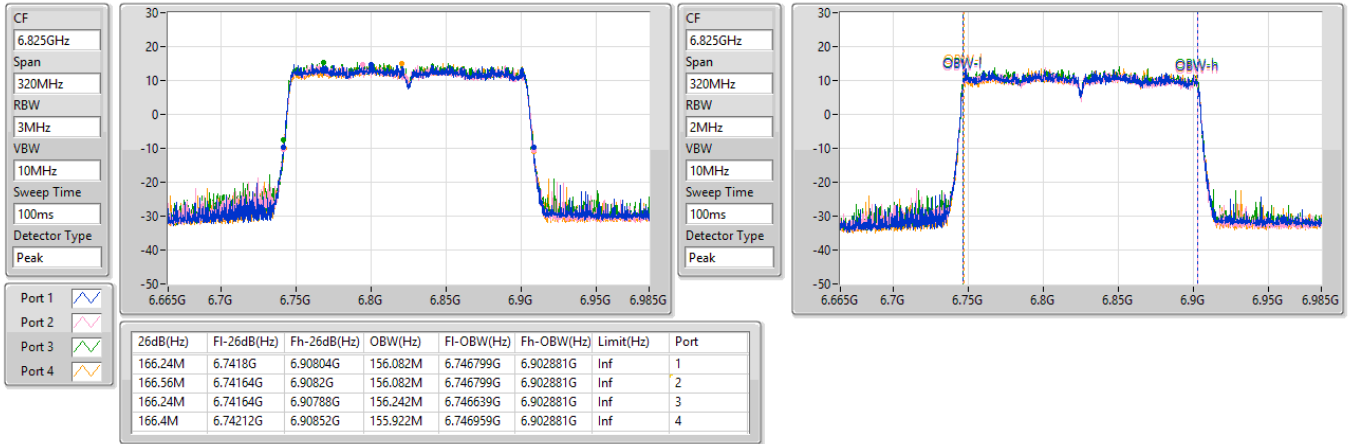
06/02/2023



**6.525-6.875GHz\_802.11be EHT160-BF\_Nss2,(MCS0)\_4TX**  
**6825MHz Straddle 6.525-6.875GHz**

EBW

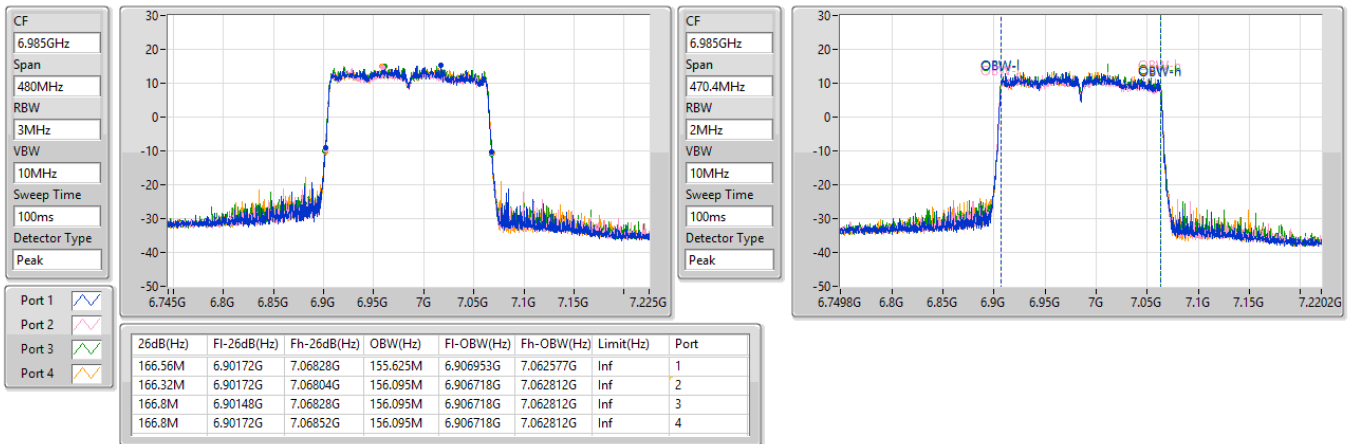
06/02/2023



**6.875-7.125GHz\_802.11be EHT160-BF\_Nss2,(MCS0)\_4TX**  
**6985MHz**

EBW

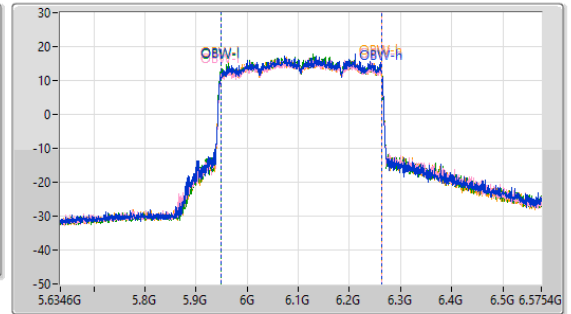
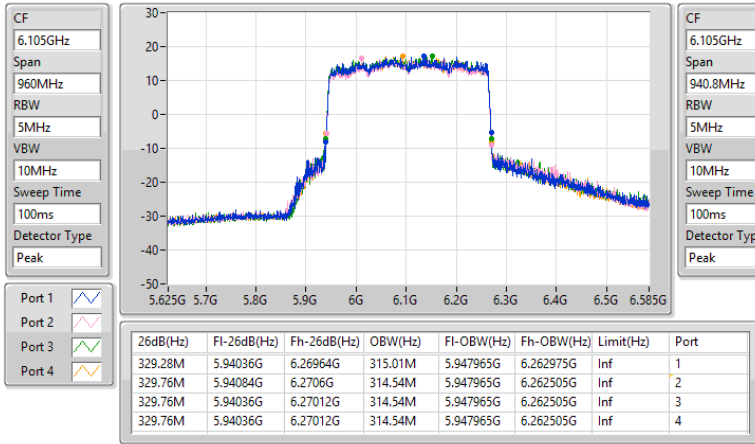
06/02/2023



5.925-6.425GHz\_802.11be EHT320-BF\_Nss2,(MCS0)\_4TX  
6105MHz

EBW

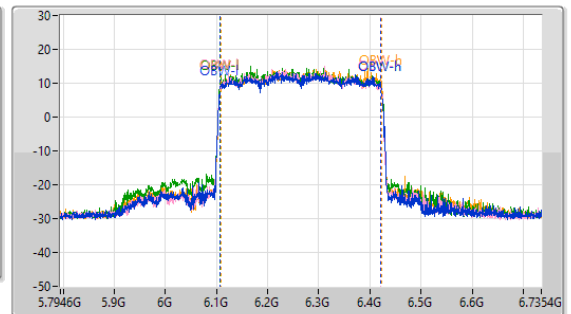
06/02/2023



5.925-6.425GHz\_802.11be EHT320-BF\_Nss2,(MCS0)\_4TX  
6265MHz

EBW

22/02/2023

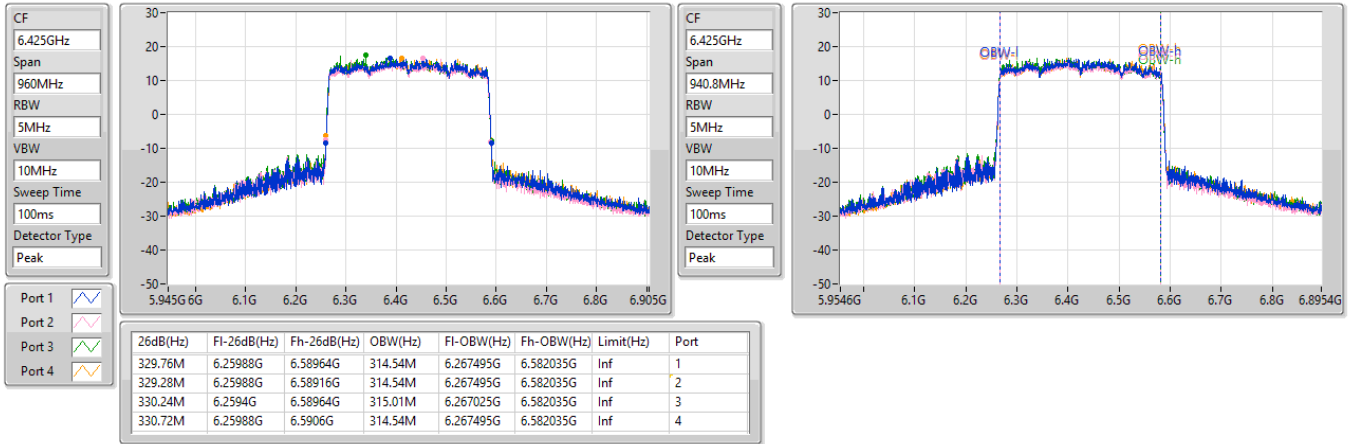


6.425-6.525GHz\_802.11be EHT320-BF\_Nss2,(MCS0)\_4TX

EBW

6425MHz

06/02/2023

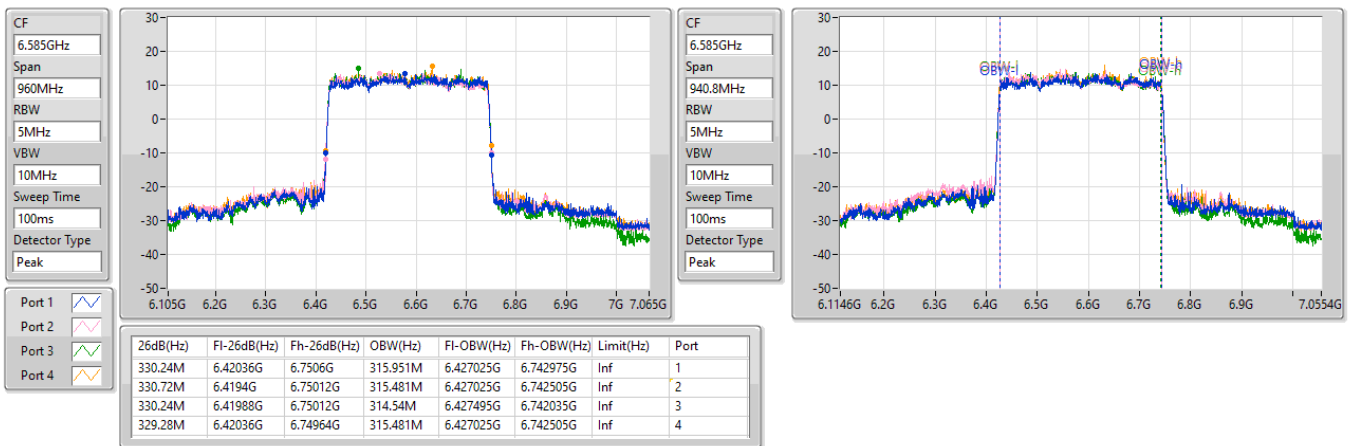


6.425-6.525GHz\_802.11be EHT320-BF\_Nss2,(MCS0)\_4TX

EBW

6585MHz

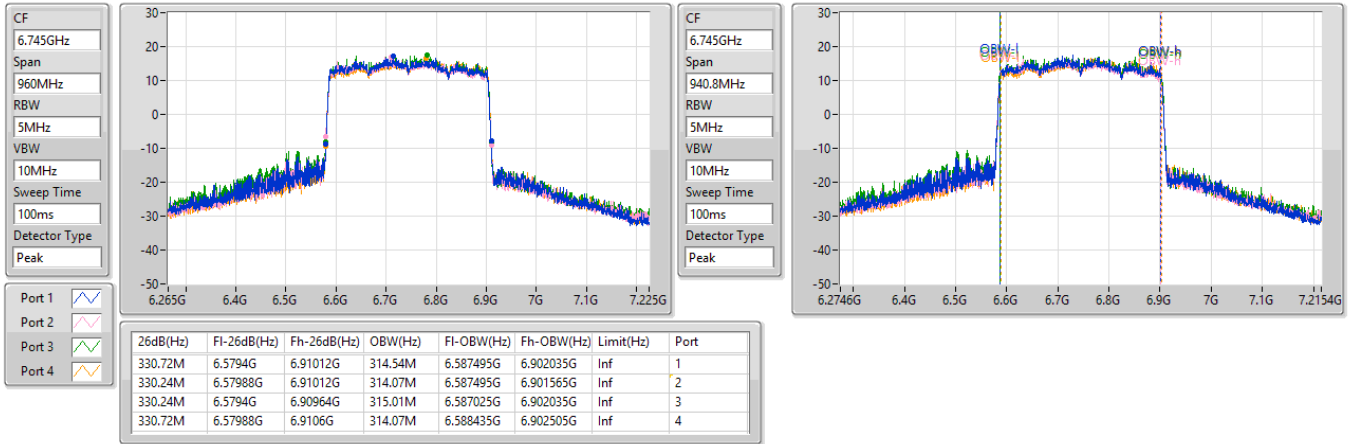
22/02/2023



6.525-6.875GHz\_802.11be EHT320-BF\_Nss2,(MCS0)\_4TX  
6745MHz

EBW

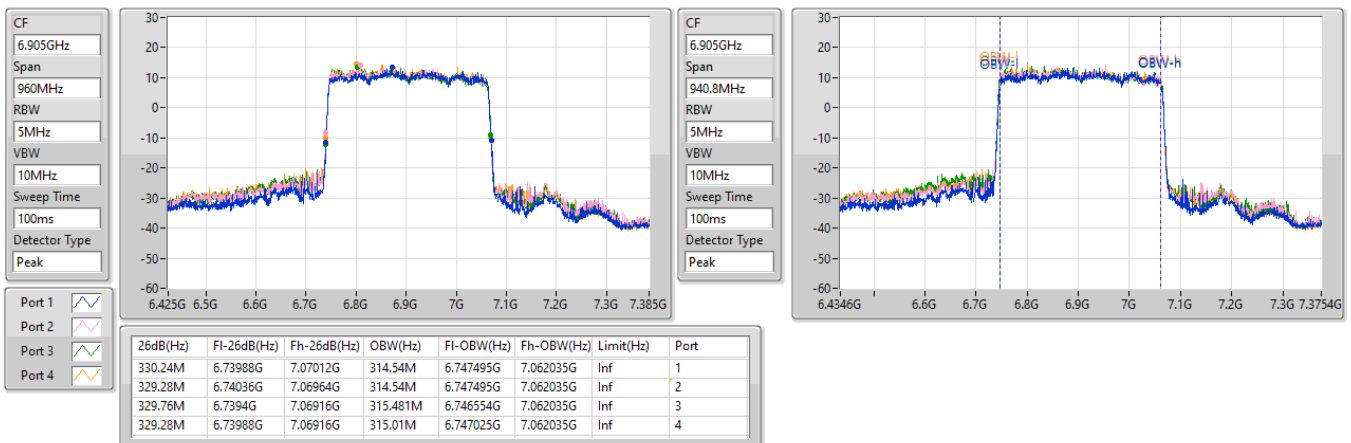
06/02/2023



6.525-6.875GHz\_802.11be EHT320-BF\_Nss2,(MCS0)\_4TX  
6905MHz

EBW

22/02/2023





**Summary**

Mode	EIRP (dBm)	EIRP (W)
5.925-6.425GHz	-	-
802.11be EHT40-BF_Nss1,(MCS0)_4TX	18.55	0.07161

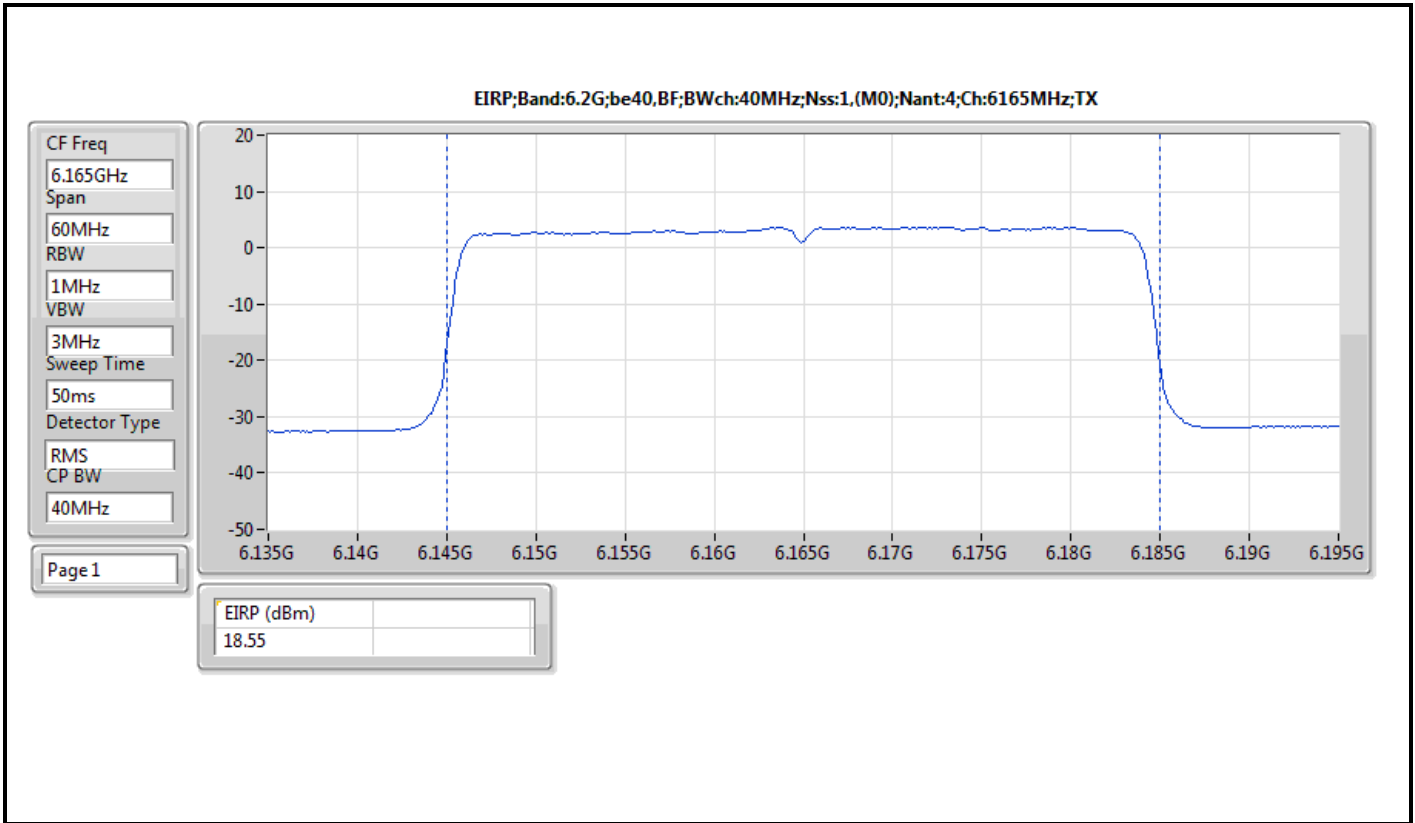




**Result**

Mode	Result	EIRP (dBm)	EIRP Limit (dBm)
802.11be EHT40-BF_Nss1,(MCS0)_4TX	-	-	-
6165MHz	Pass	18.55	30.00

DG = Directional Gain; Port X = Port X output power





**Summary**

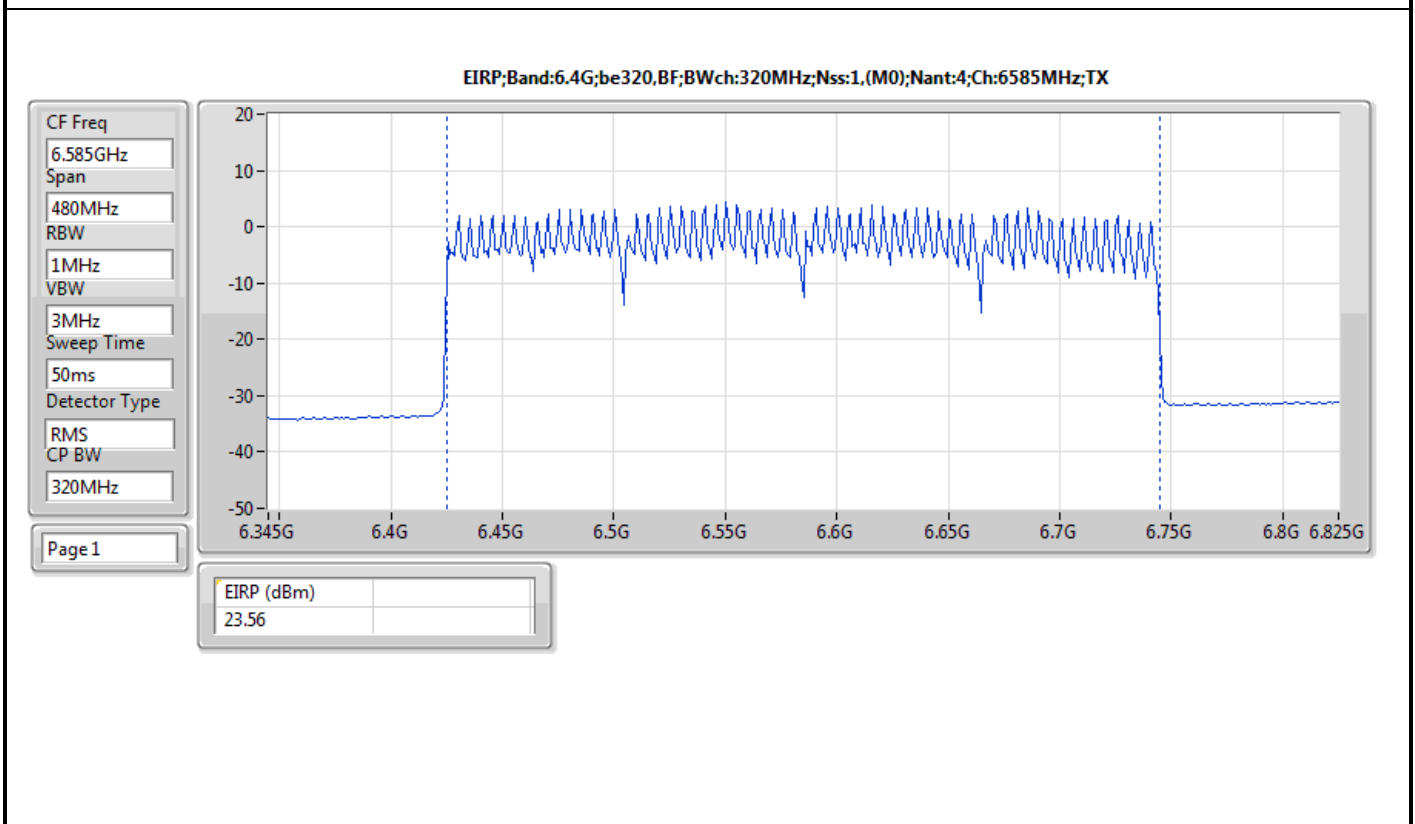
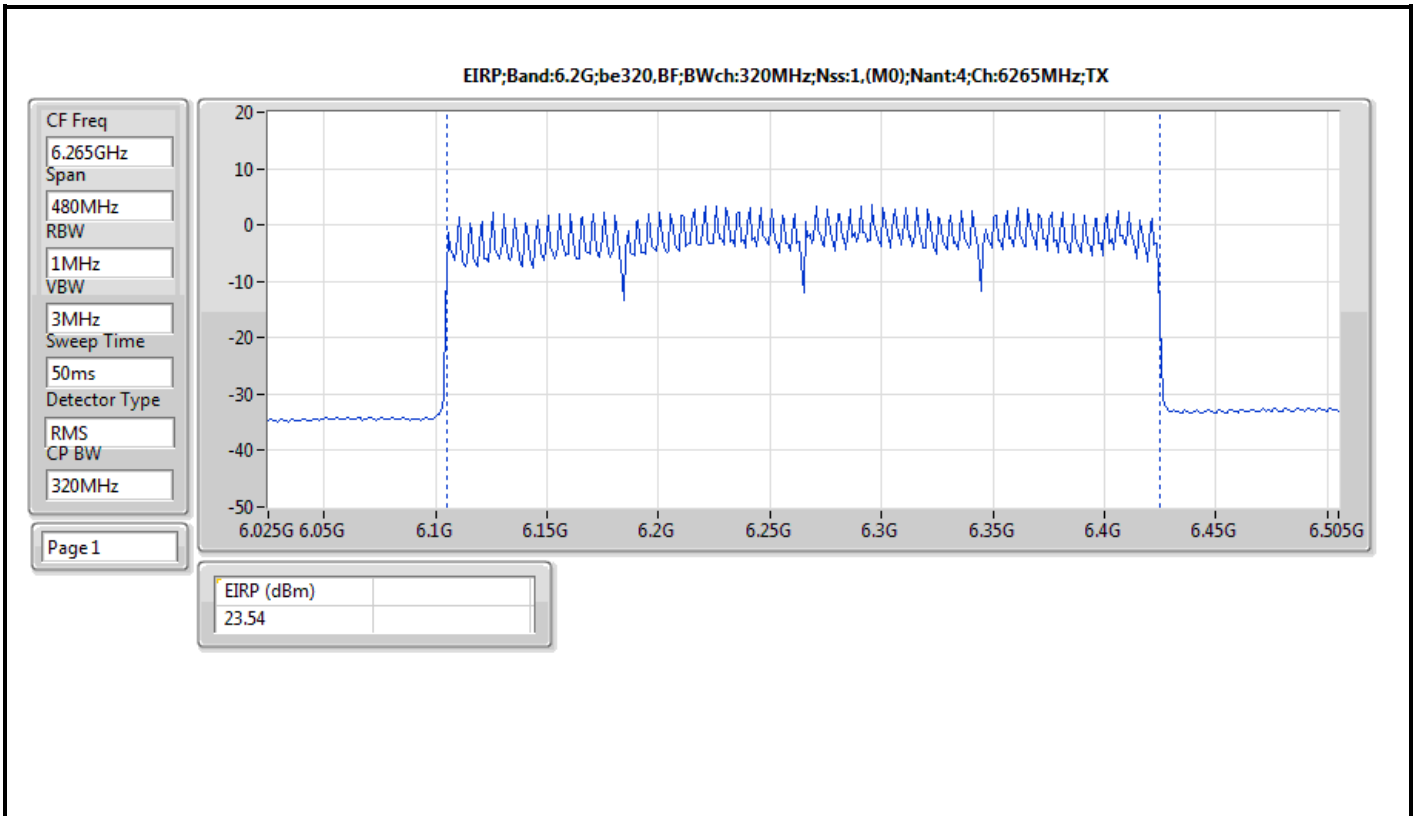
Mode	EIRP (dBm)	EIRP (W)
5.925-6.425GHz	-	-
802.11be EHT320-BF_Nss1,(MCS0)_4TX	23.54	0.22594
6.425-6.525GHz	-	-
802.11be EHT320-BF_Nss1,(MCS0)_4TX	23.56	0.22699
6.525-6.875GHz	-	-
802.11be EHT320-BF_Nss1,(MCS0)_4TX	23.76	0.23768

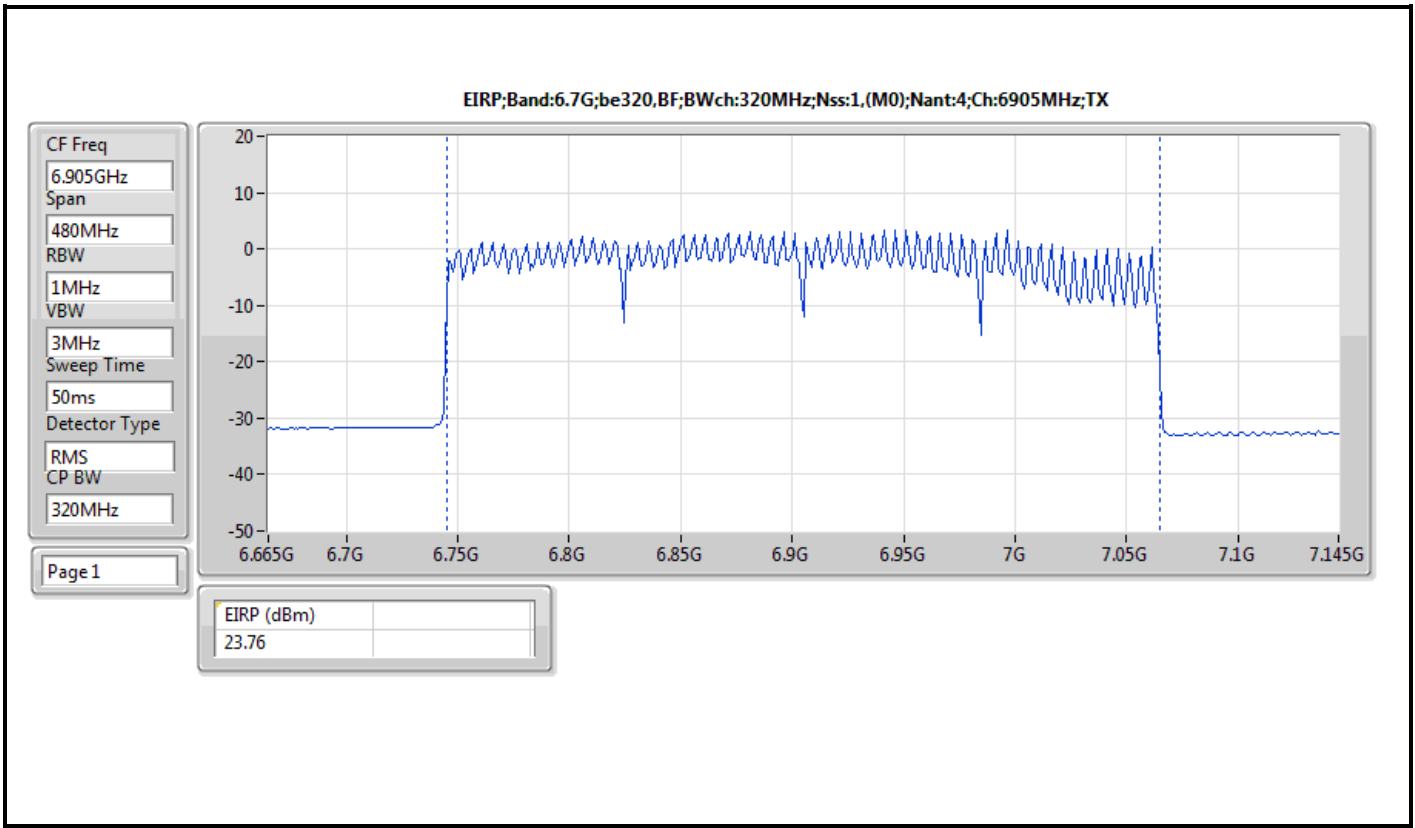


**Result**

Mode	Result	EIRP (dBm)	EIRP Limit (dBm)
802.11be EHT320-BF_Nss1,(MCS0)_4TX	-	-	-
6265MHz	Pass	23.54	30.00
6585MHz	Pass	23.56	30.00
6905MHz	Pass	23.76	30.00

DG = Directional Gain; Port X = Port X output power





**Summary**

Mode	EIRP (dBm)	EIRP (W)
5.925-6.425GHz	-	-
802.11be EHT20-BF_Nss2,(MCS0)_4TX	16.84	0.04831
802.11be EHT40-BF_Nss2,(MCS0)_4TX	20.72	0.11803
802.11be EHT80-BF_Nss2,(MCS0)_4TX	22.55	0.17989
802.11be EHT160-BF_Nss2,(MCS0)_4TX	25.43	0.34914
802.11be EHT320-BF_Nss2,(MCS0)_4TX	27.65	0.58210
6.425-6.525GHz	-	-
802.11be EHT20-BF_Nss2,(MCS0)_4TX	15.94	0.03926
802.11be EHT40-BF_Nss2,(MCS0)_4TX	19.91	0.09795
802.11be EHT80-BF_Nss2,(MCS0)_4TX	21.61	0.14488
802.11be EHT160-BF_Nss2,(MCS0)_4TX	23.55	0.22646
802.11be EHT320-BF_Nss2,(MCS0)_4TX	26.64	0.46132
6.525-6.875GHz	-	-
802.11be EHT20-BF_Nss2,(MCS0)_4TX	16.13	0.04102
802.11be EHT40-BF_Nss2,(MCS0)_4TX	20.47	0.11143
802.11be EHT80-BF_Nss2,(MCS0)_4TX	22.51	0.17824
802.11be EHT160-BF_Nss2,(MCS0)_4TX	25.02	0.31769
802.11be EHT320-BF_Nss2,(MCS0)_4TX	26.80	0.47863
6.875-7.125GHz	-	-
802.11be EHT20-BF_Nss2,(MCS0)_4TX	16.82	0.04808
802.11be EHT40-BF_Nss2,(MCS0)_4TX	19.63	0.09183
802.11be EHT80-BF_Nss2,(MCS0)_4TX	22.59	0.18155
802.11be EHT160-BF_Nss2,(MCS0)_4TX	25.37	0.34435

**Result**

Mode	Result	EIRP (dBm)	EIRP Limit (dBm)
802.11be EHT20-BF_Nss2,(MCS0)_4TX	-	-	-
5955MHz	Pass	15.42	30.00
6175MHz	Pass	14.61	30.00
6415MHz	Pass	16.84	30.00
6435MHz	Pass	15.76	30.00
6475MHz	Pass	15.66	30.00
6515MHz	Pass	15.94	30.00
6535MHz	Pass	16.13	30.00
6695MHz	Pass	15.93	30.00
6855MHz	Pass	15.72	30.00
6875MHz Straddle 6.525-6.875GHz	Pass	15.83	30.00
6895MHz	Pass	15.88	30.00
6995MHz	Pass	16.82	30.00
7095MHz	Pass	14.34	30.00
802.11be EHT40-BF_Nss2,(MCS0)_4TX	-	-	-
5965MHz	Pass	20.08	30.00
6165MHz	Pass	19.52	30.00
6405MHz	Pass	20.72	30.00
6445MHz	Pass	19.91	30.00
6485MHz	Pass	19.18	30.00
6525MHz Straddle 6.425-6.525GHz	Pass	19.23	30.00
6565MHz	Pass	20.47	30.00
6685MHz	Pass	20.36	30.00
6845MHz	Pass	19.62	30.00
6885MHz Straddle 6.525-6.875GHz	Pass	19.33	30.00
6925MHz	Pass	19.63	30.00
7005MHz	Pass	18.74	30.00
7085MHz	Pass	18.77	30.00
802.11be EHT80-BF_Nss2,(MCS0)_4TX	-	-	-
5985MHz	Pass	22.55	30.00
6145MHz	Pass	21.67	30.00
6385MHz	Pass	21.72	30.00
6465MHz	Pass	21.61	30.00
6545MHz Straddle 6.425-6.525GHz	Pass	21.14	30.00
6625MHz	Pass	22.36	30.00
6705MHz	Pass	20.00	30.00
6785MHz	Pass	22.51	30.00
6865MHz Straddle 6.525-6.875GHz	Pass	22.47	30.00
6945MHz	Pass	22.59	30.00
7025MHz	Pass	21.57	30.00
802.11be EHT160-BF_Nss2,(MCS0)_4TX	-	-	-
6025MHz	Pass	25.43	30.00
6185MHz	Pass	19.02	30.00
6345MHz	Pass	24.76	30.00
6505MHz Straddle 6.425-6.525GHz	Pass	23.55	30.00
6665MHz	Pass	25.02	30.00
6825MHz Straddle 6.525-6.875GHz	Pass	23.92	30.00
6985MHz	Pass	25.37	30.00



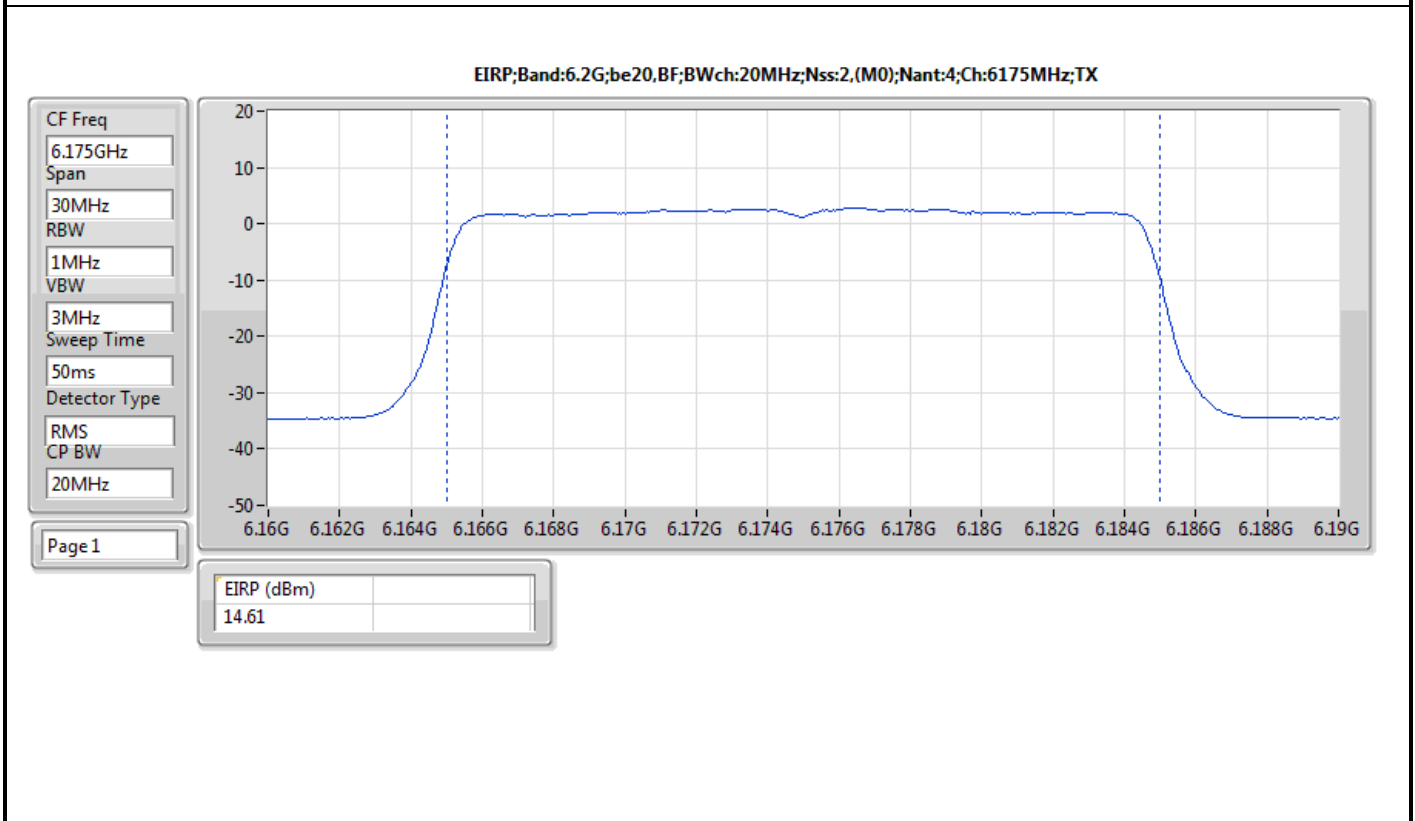
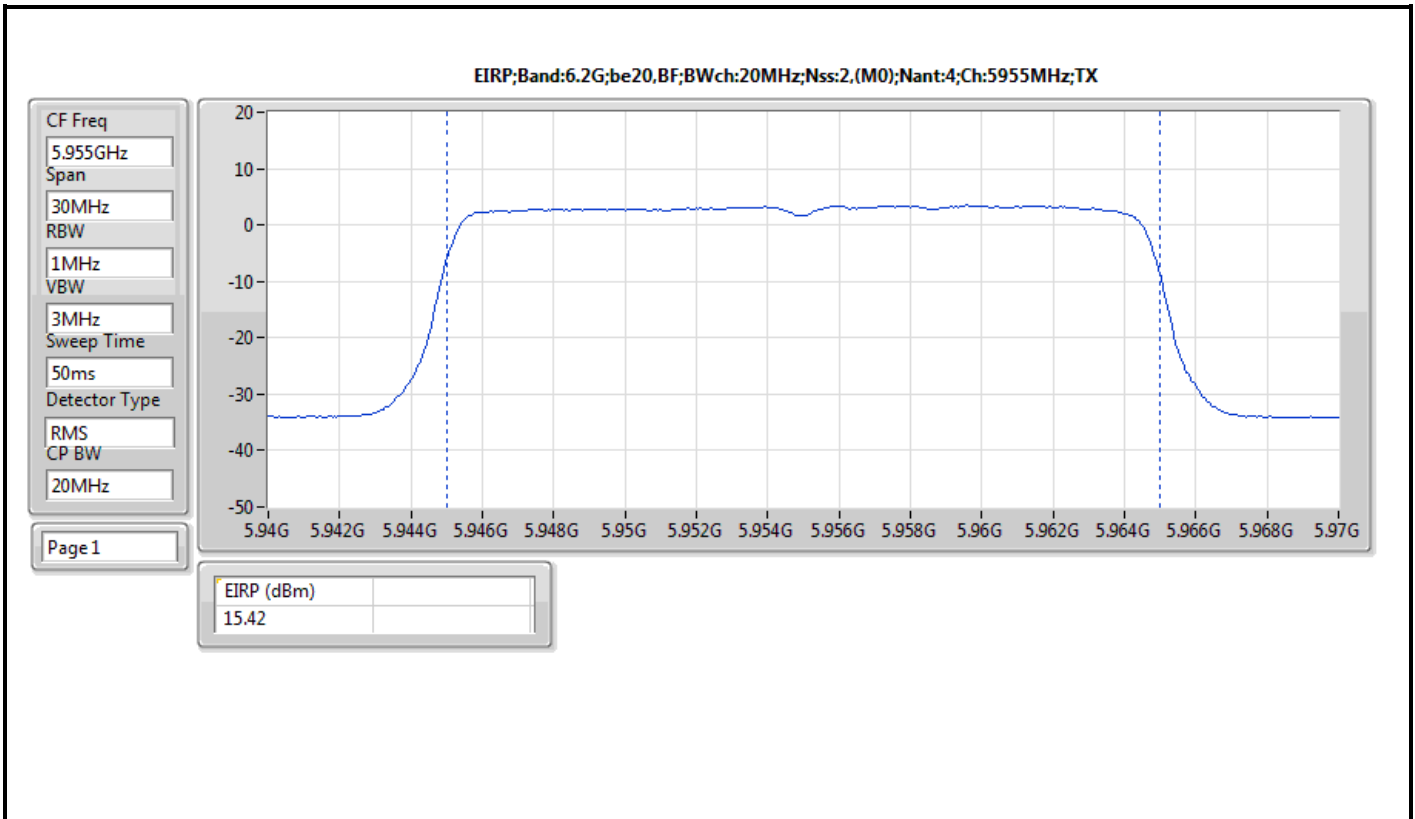


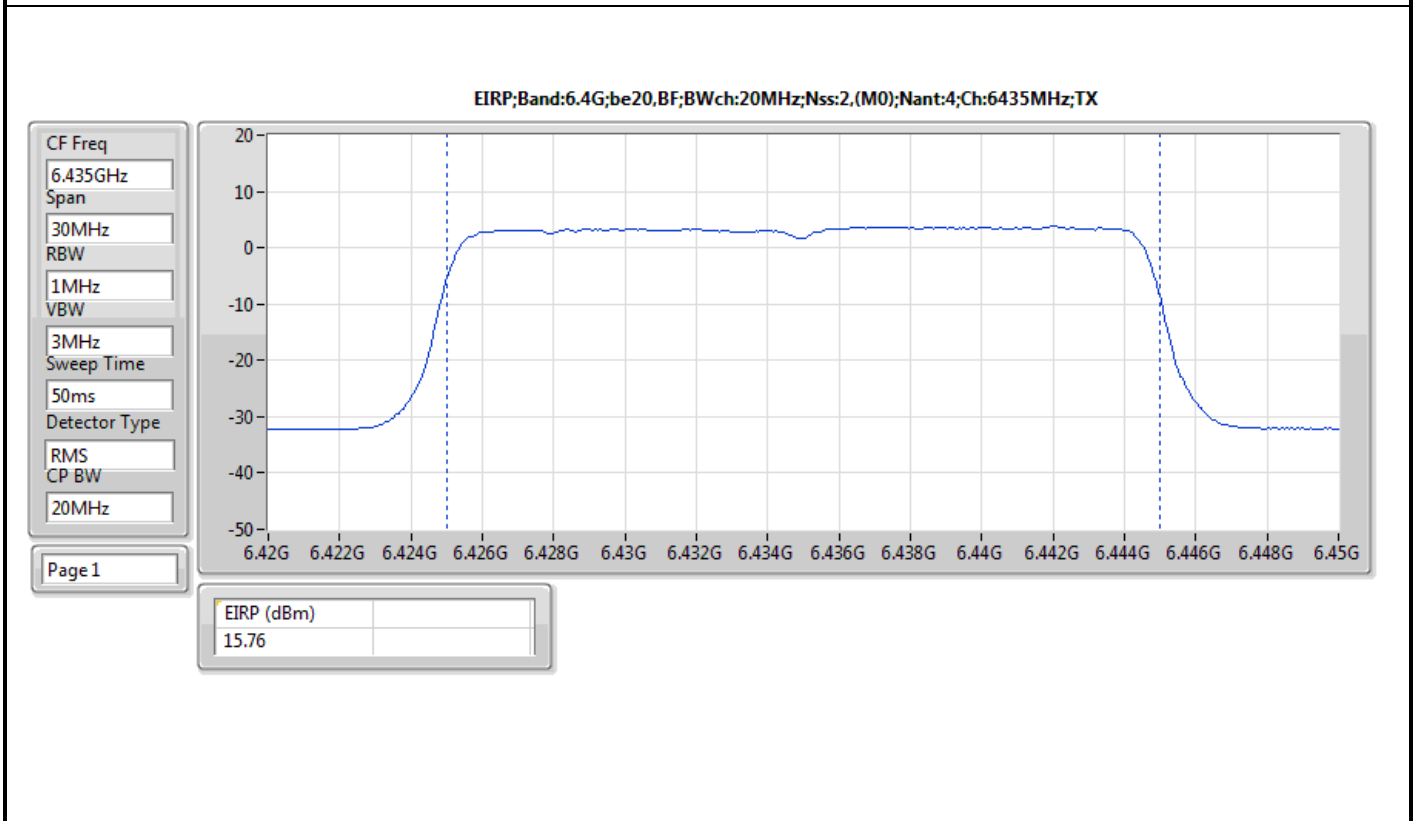
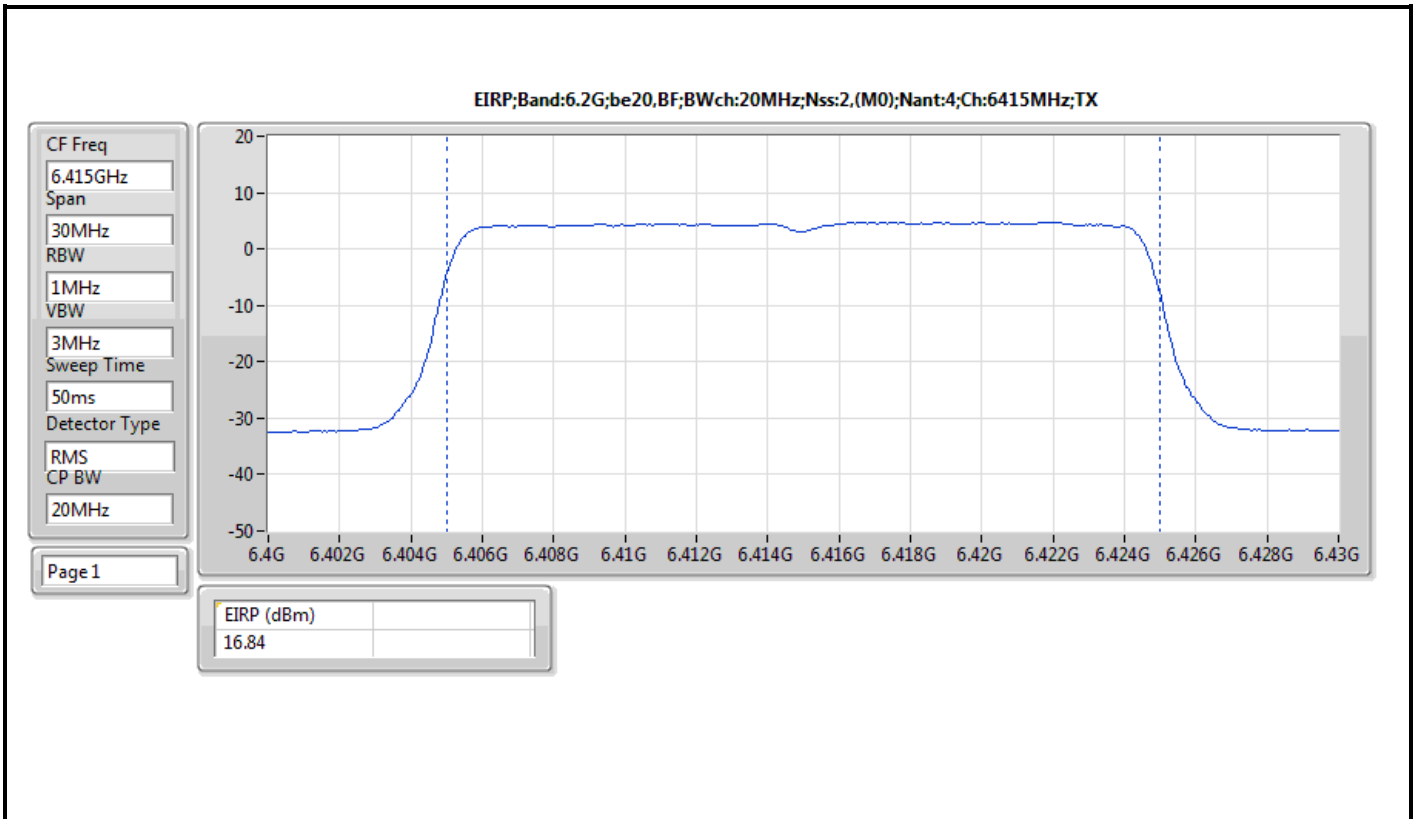
## Average Power\_4T2S

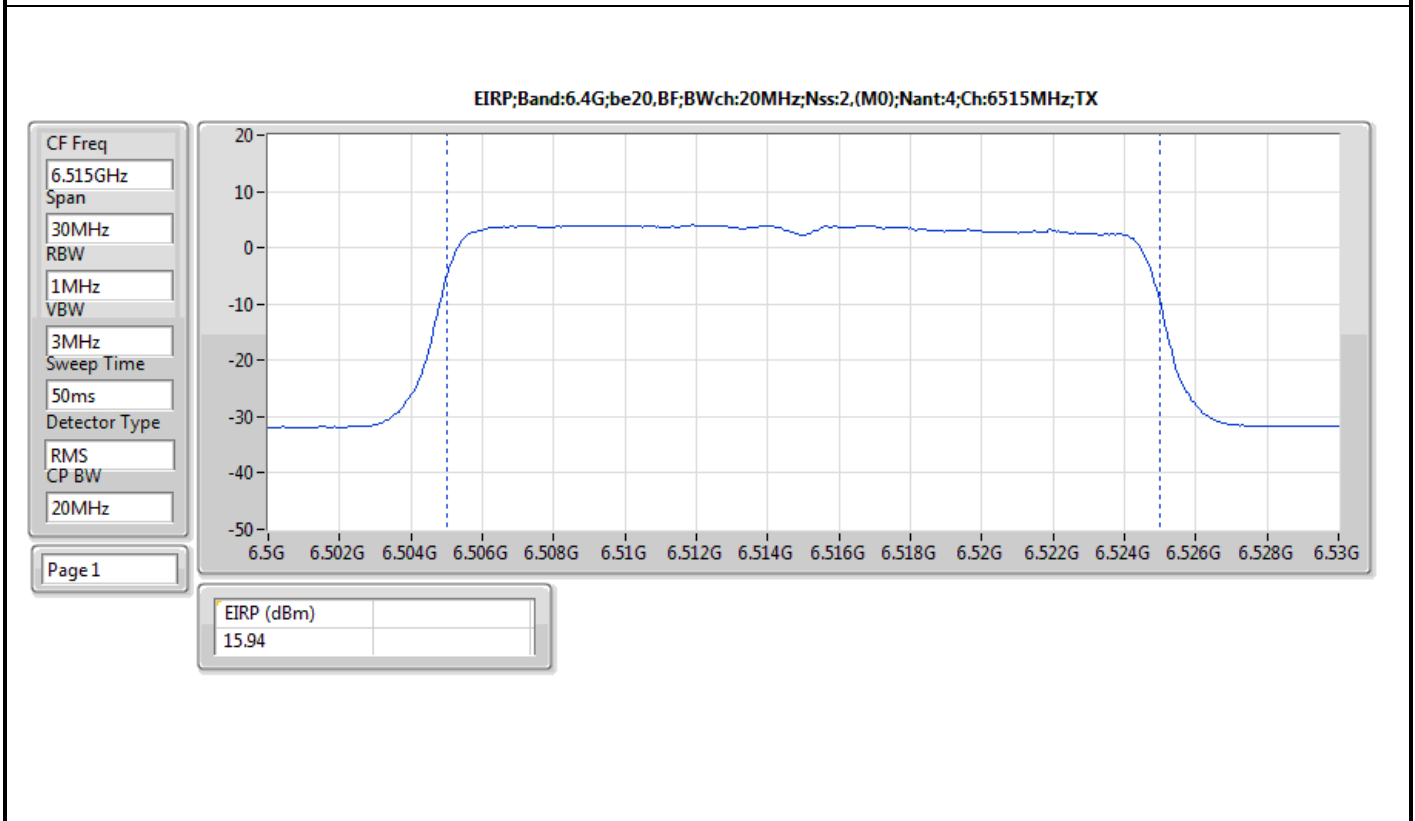
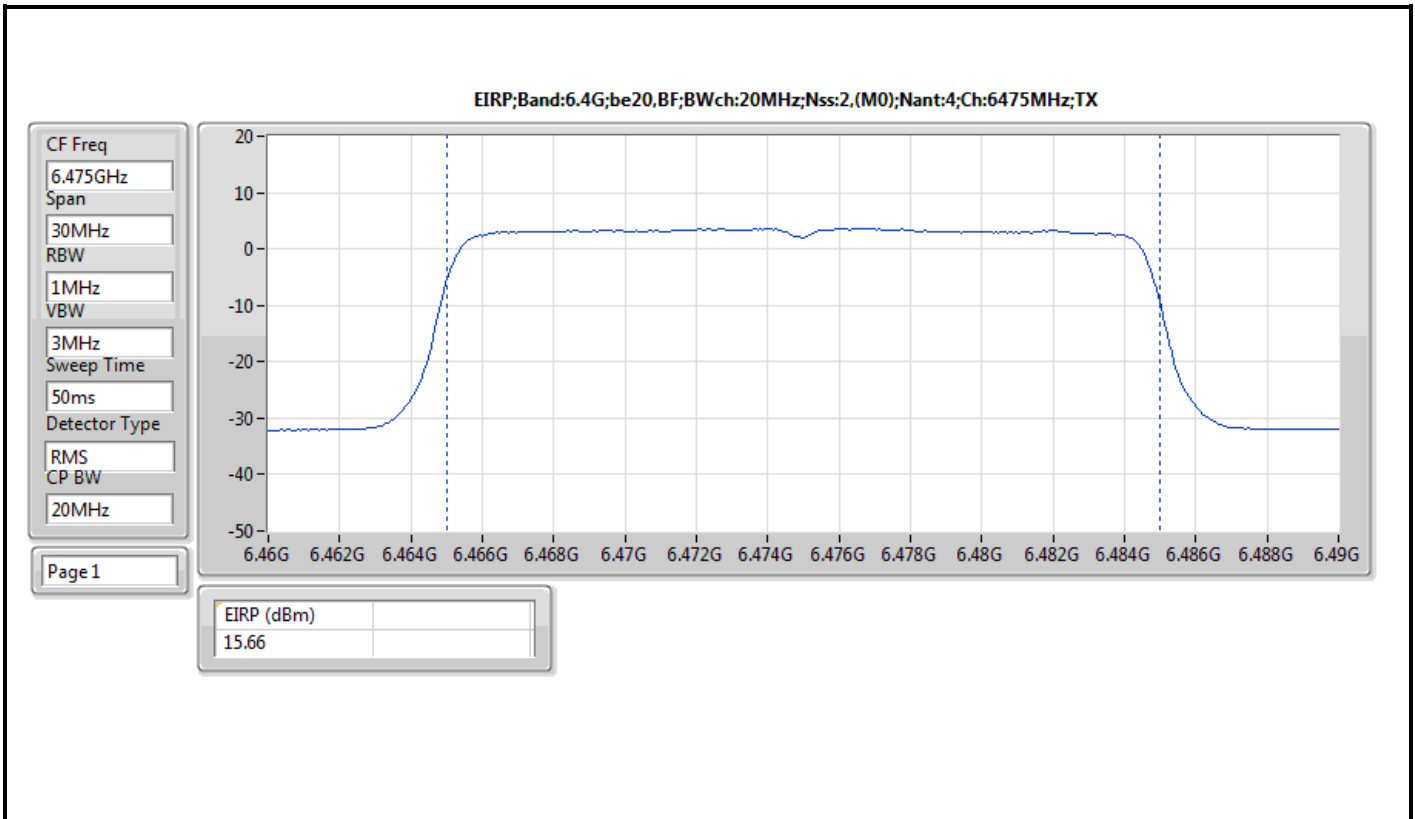
## Appendix B.3

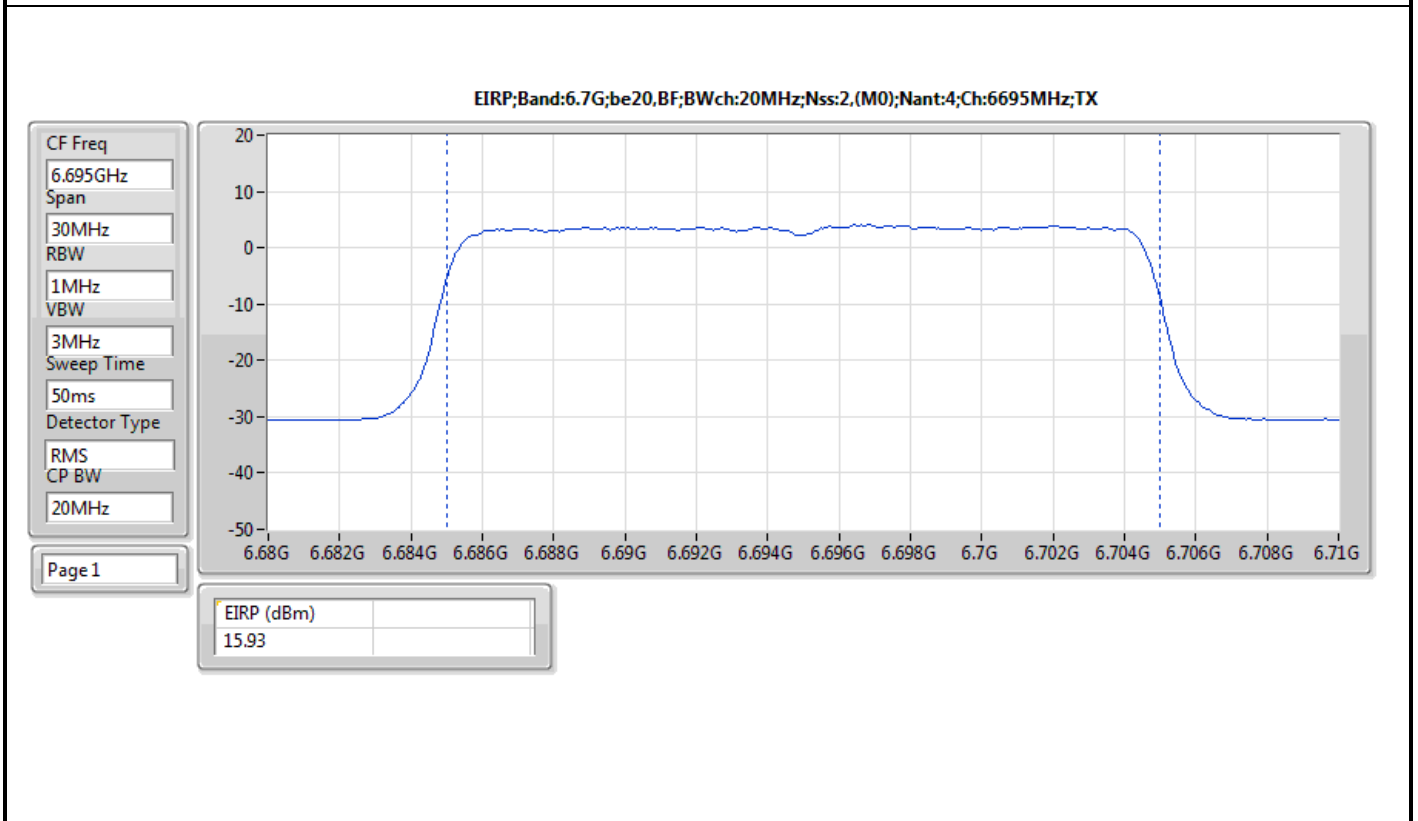
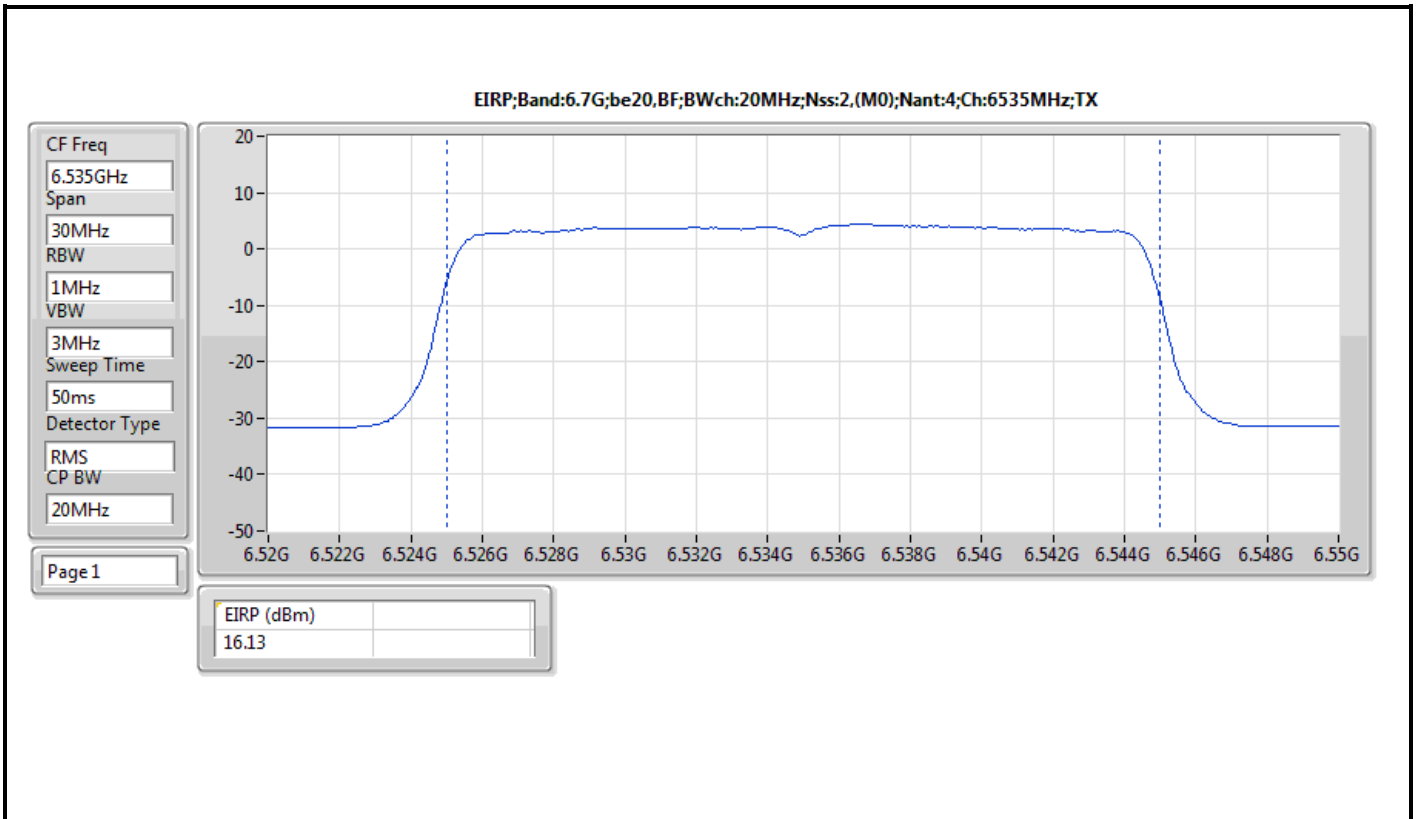
802.11be EHT320-BF_Nss2,(MCS0)_4TX	-	-	-
6105MHz	Pass	27.65	30.00
6265MHz	Pass	25.90	30.00
6425MHz	Pass	26.64	30.00
6585MHz	Pass	26.56	30.00
6745MHz	Pass	26.30	30.00
6905MHz	Pass	26.80	30.00

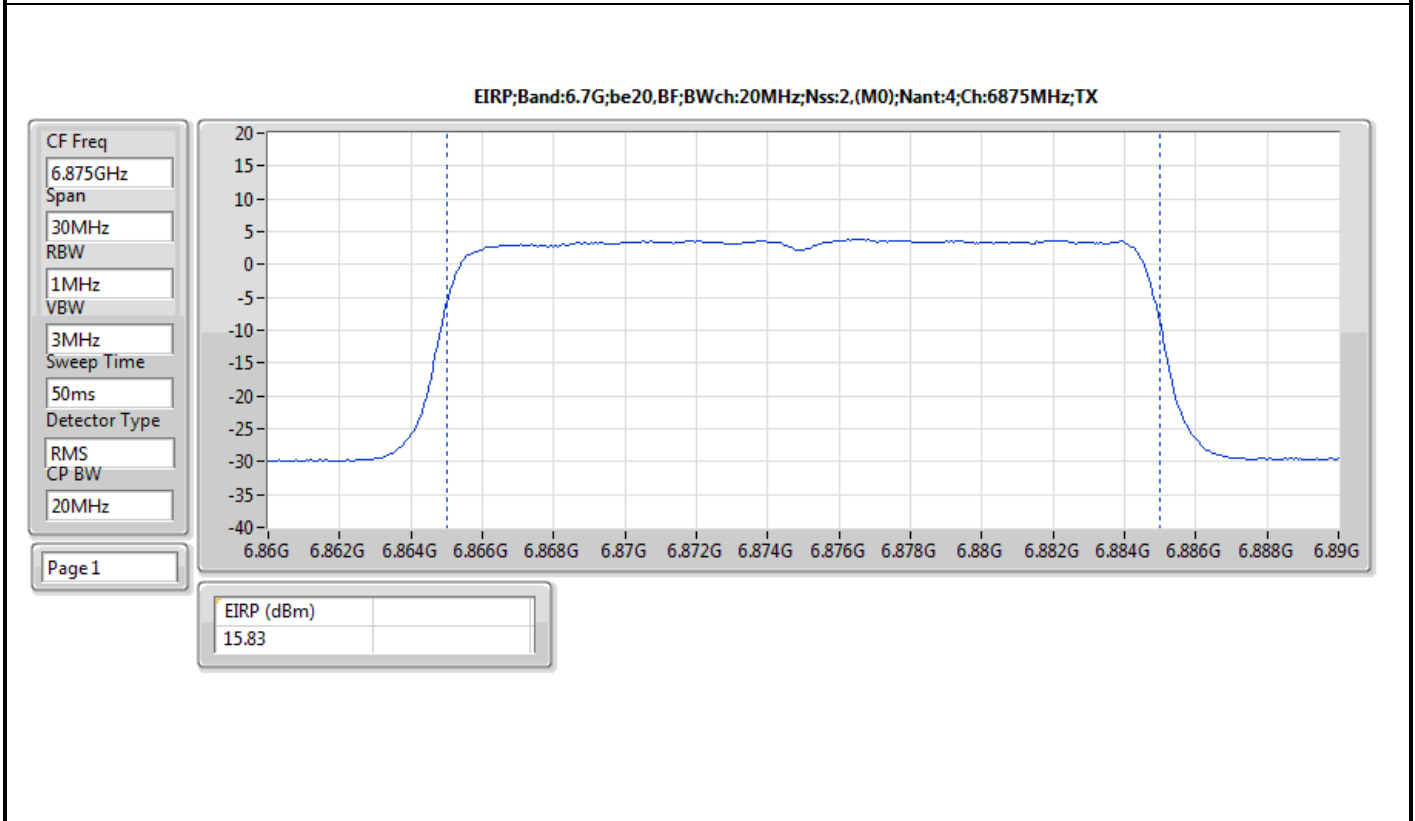
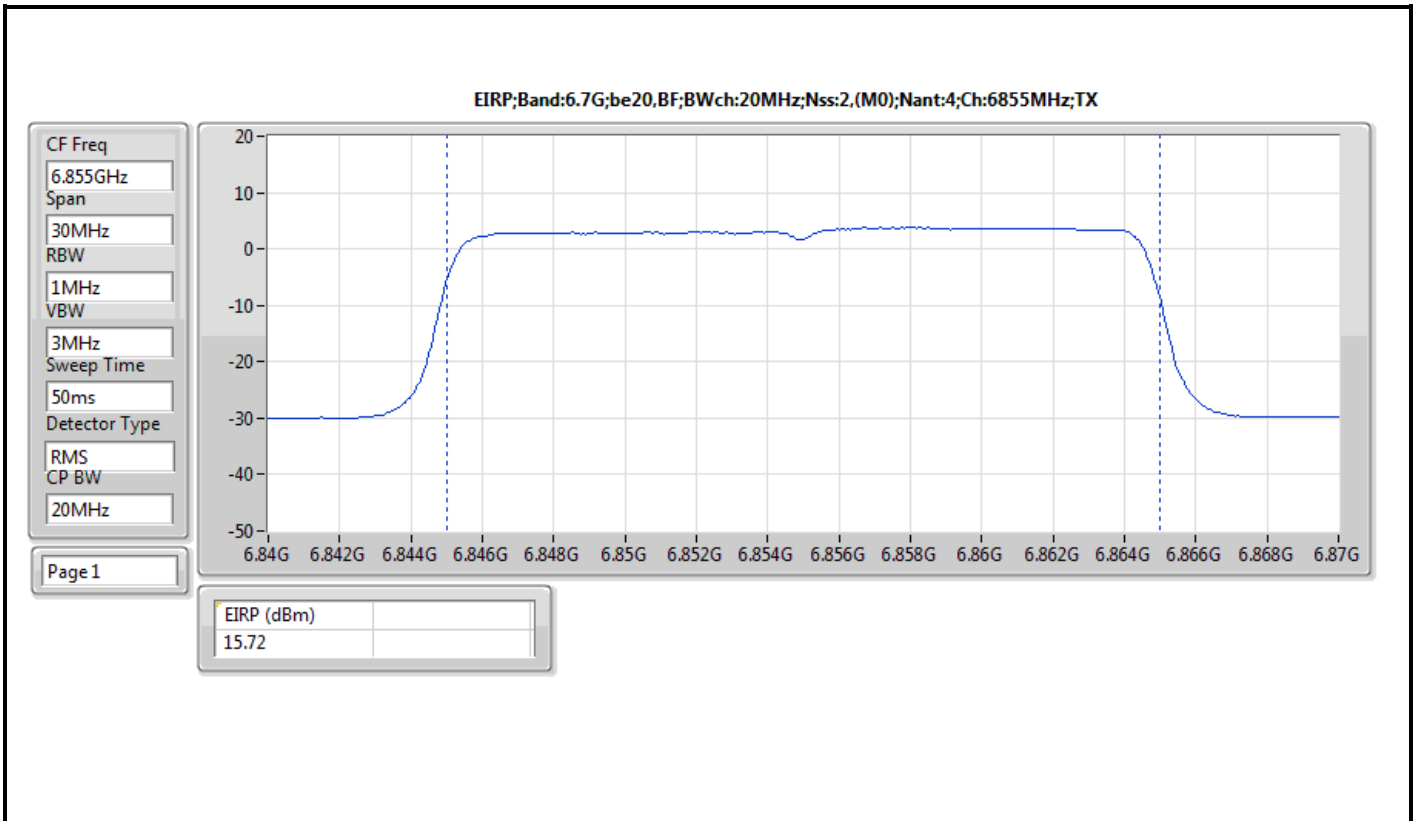
DG = Directional Gain; Port X = Port X output power

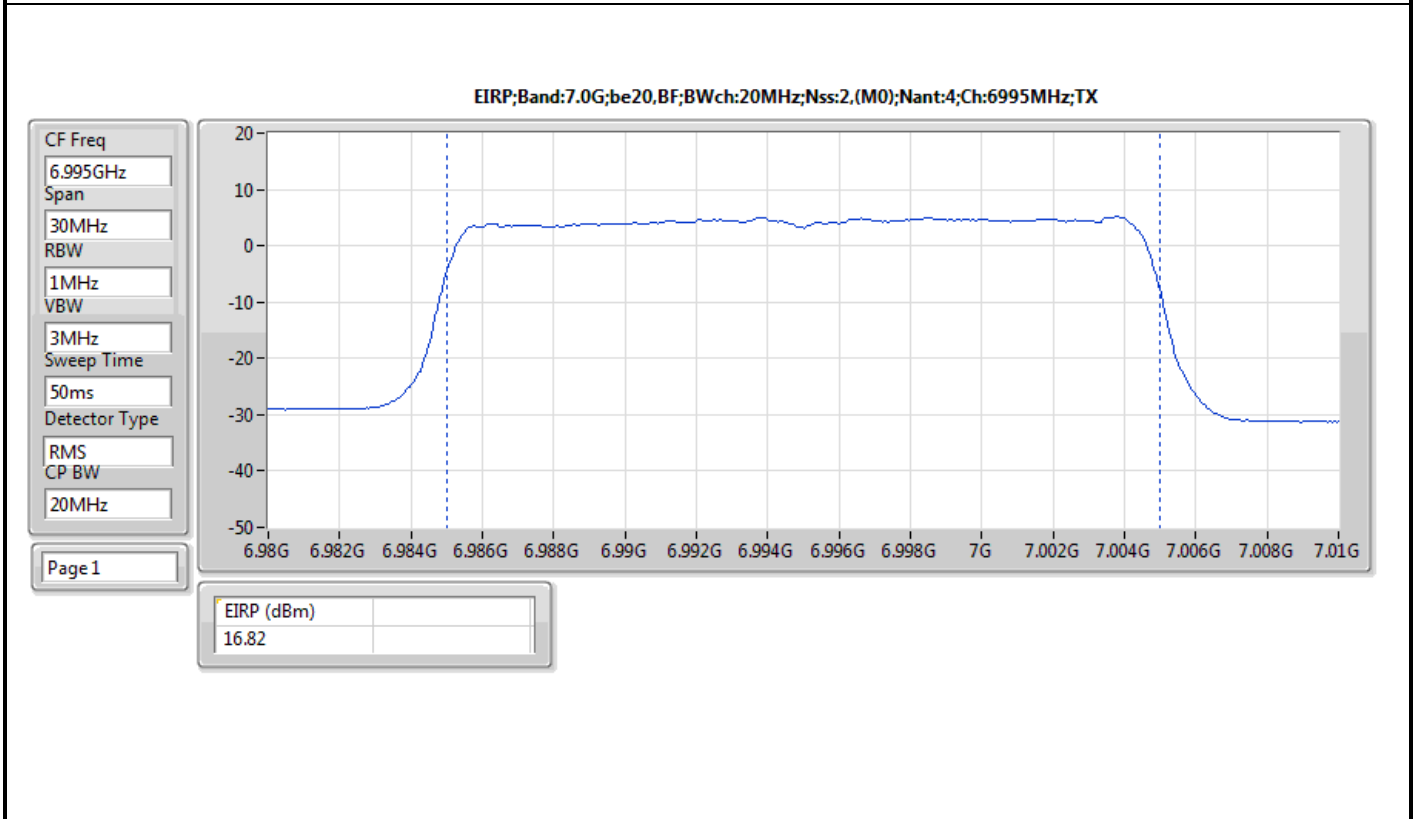
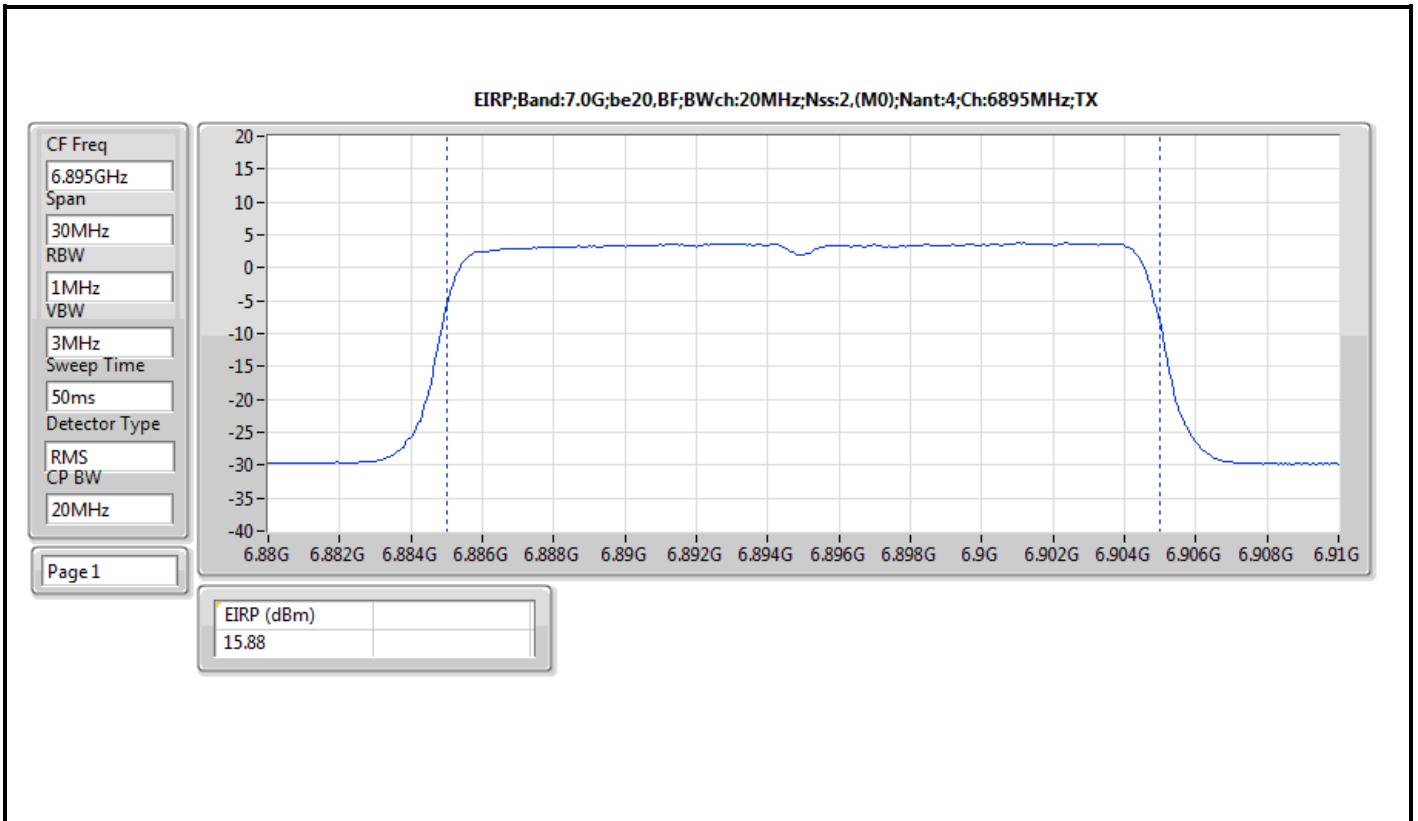


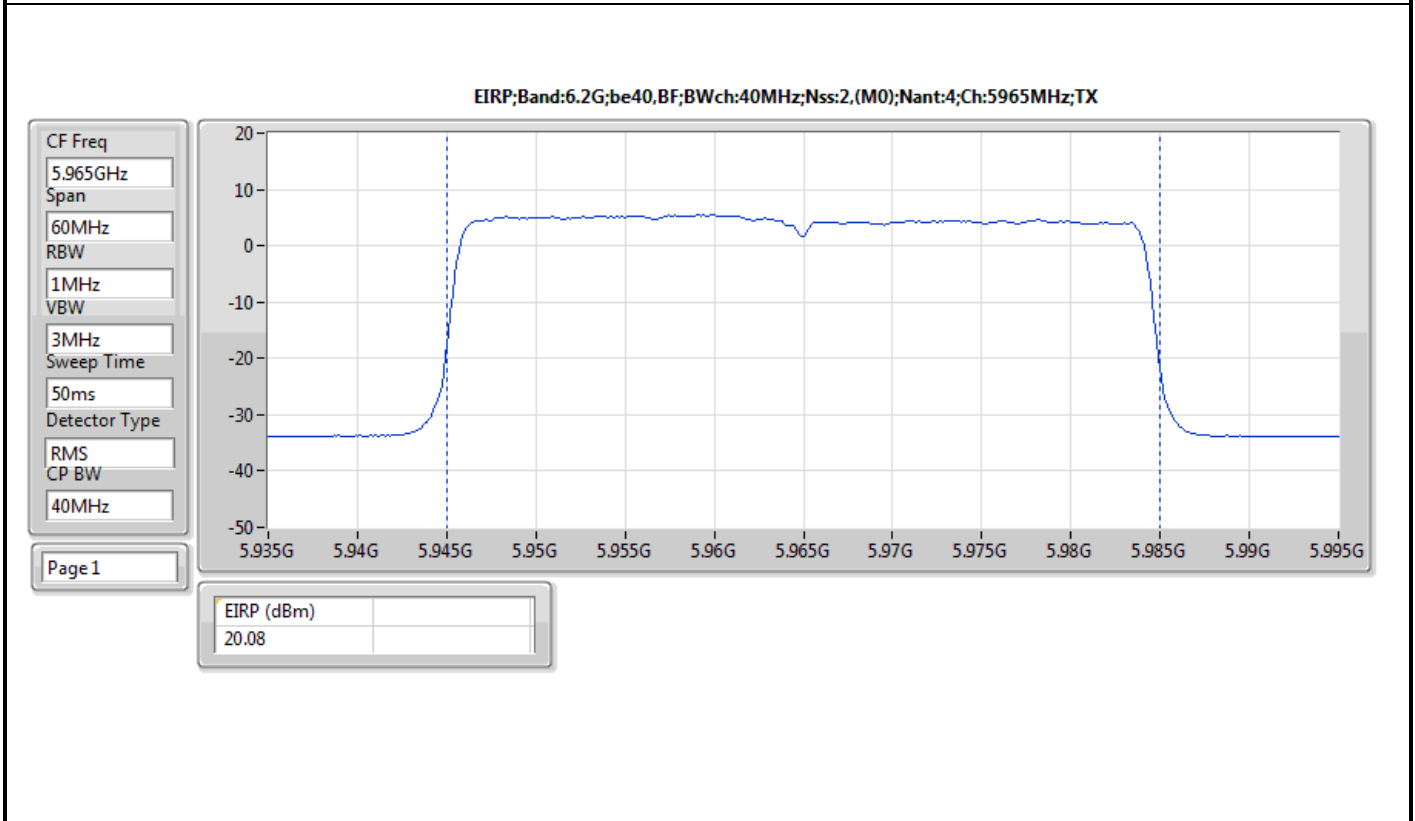
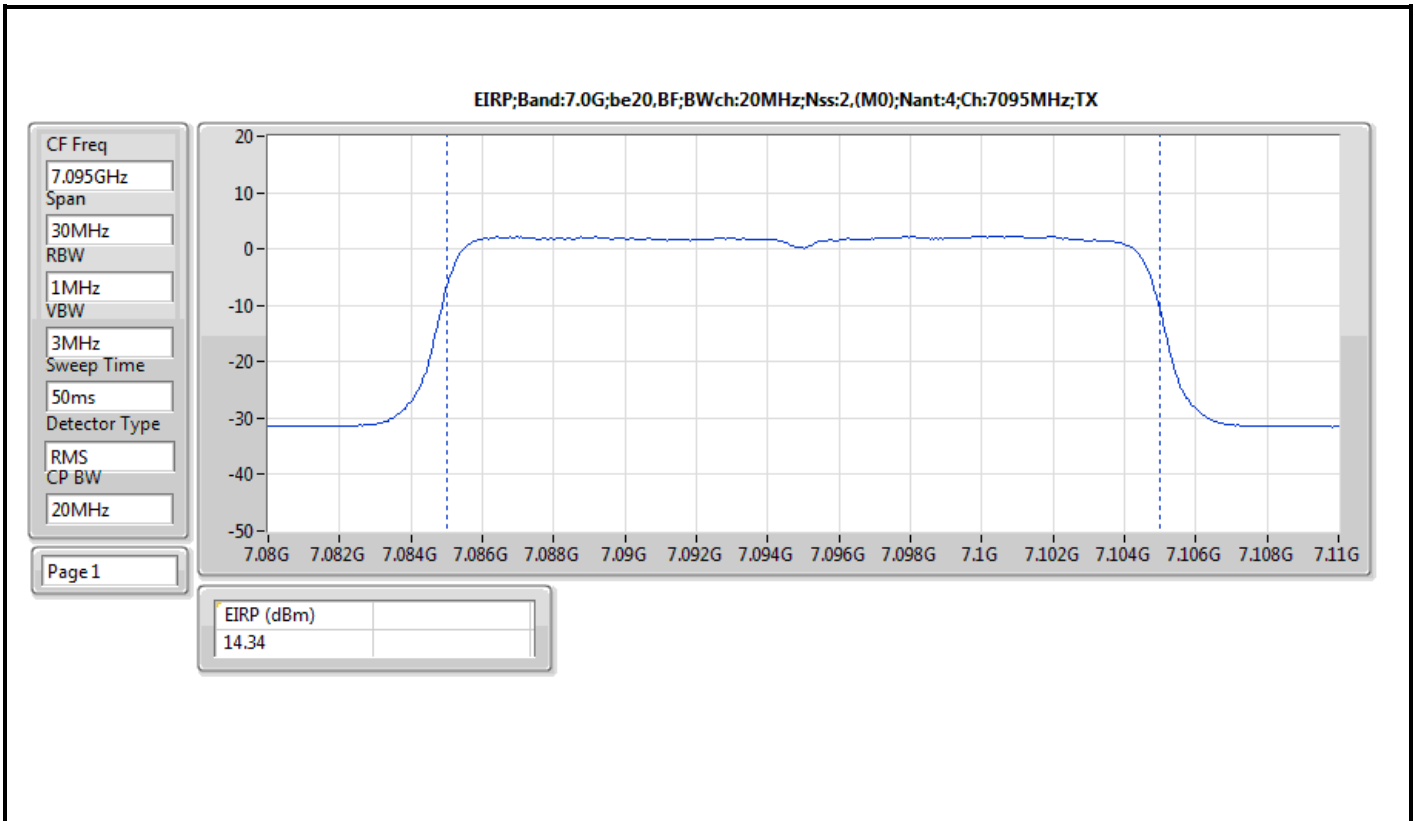




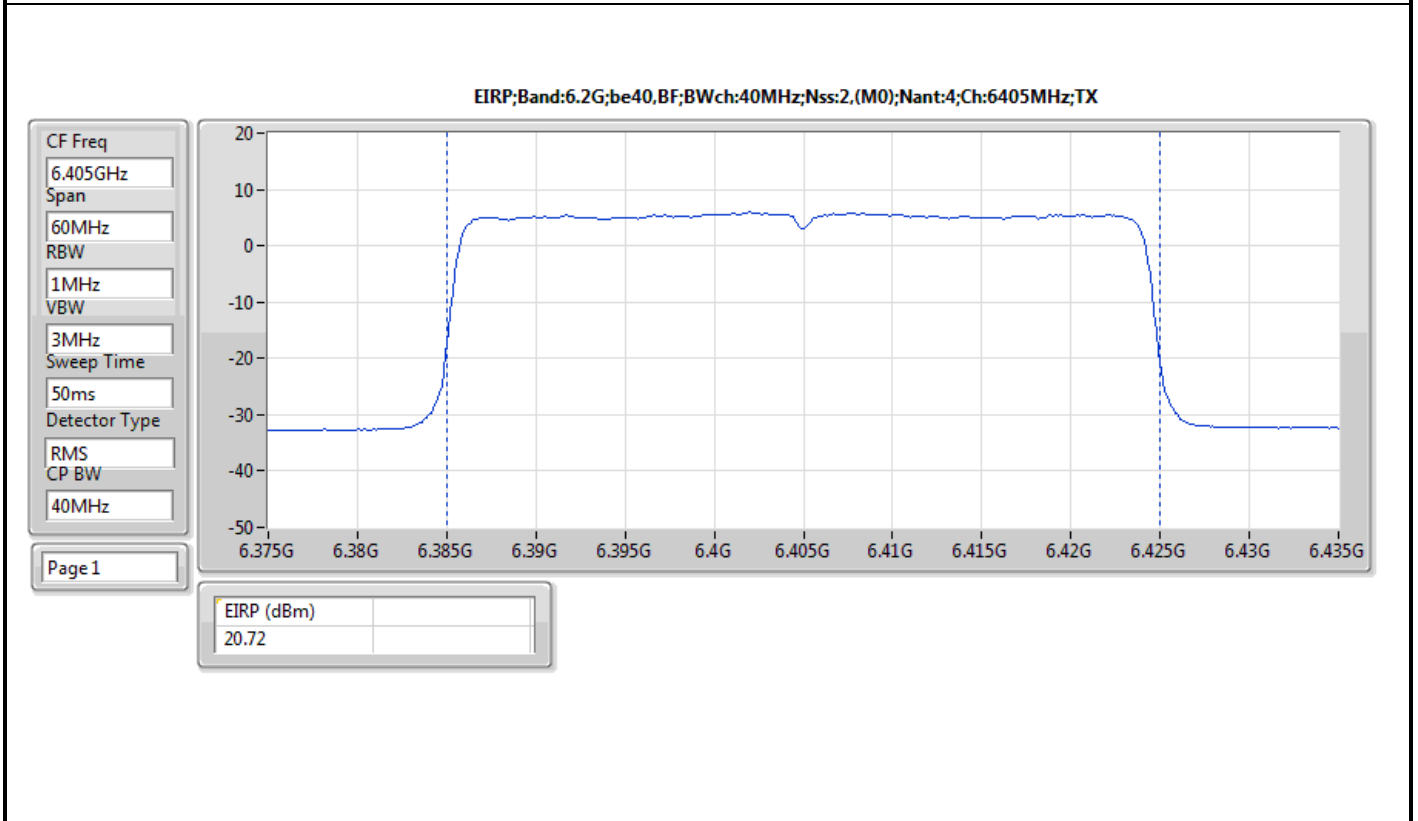
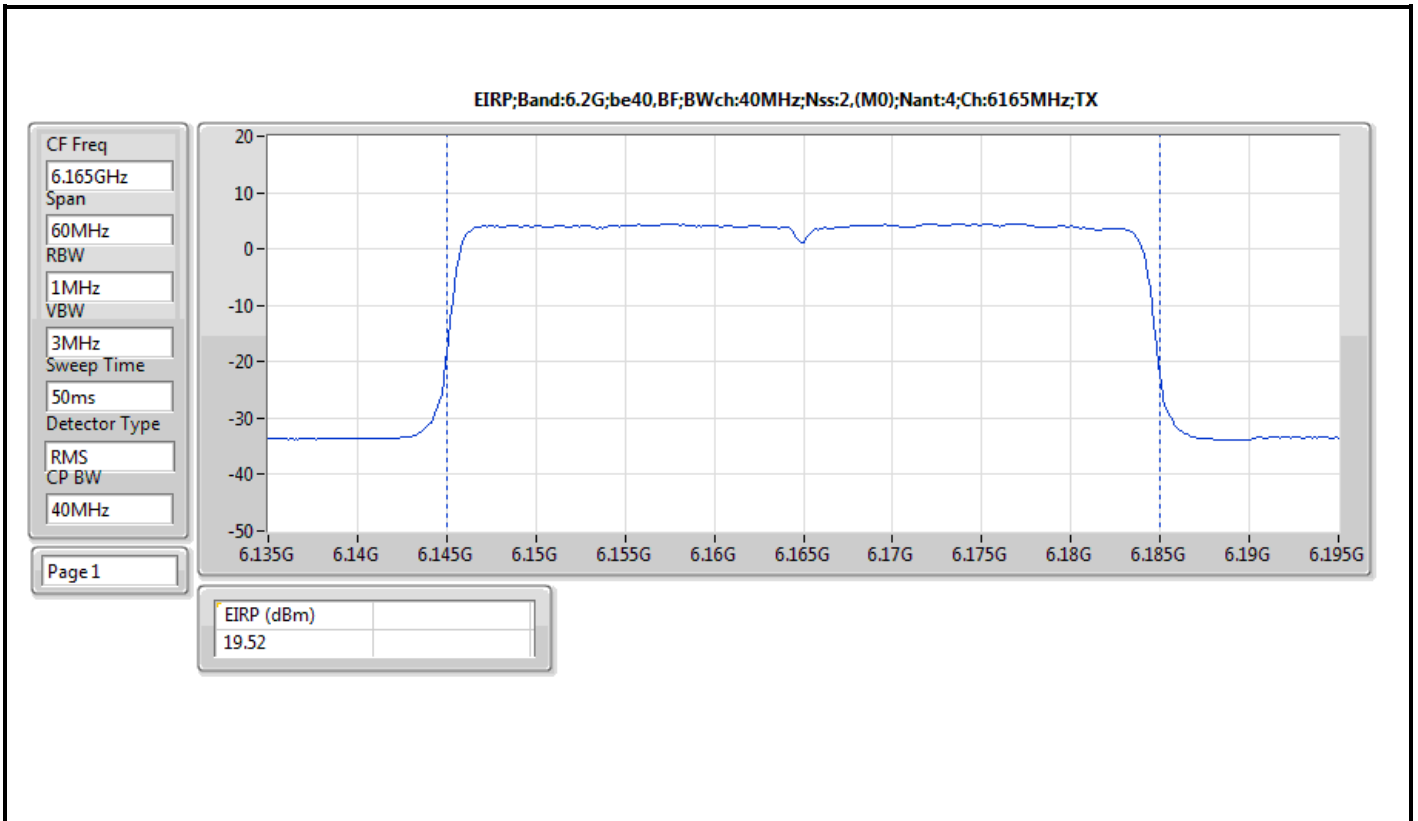


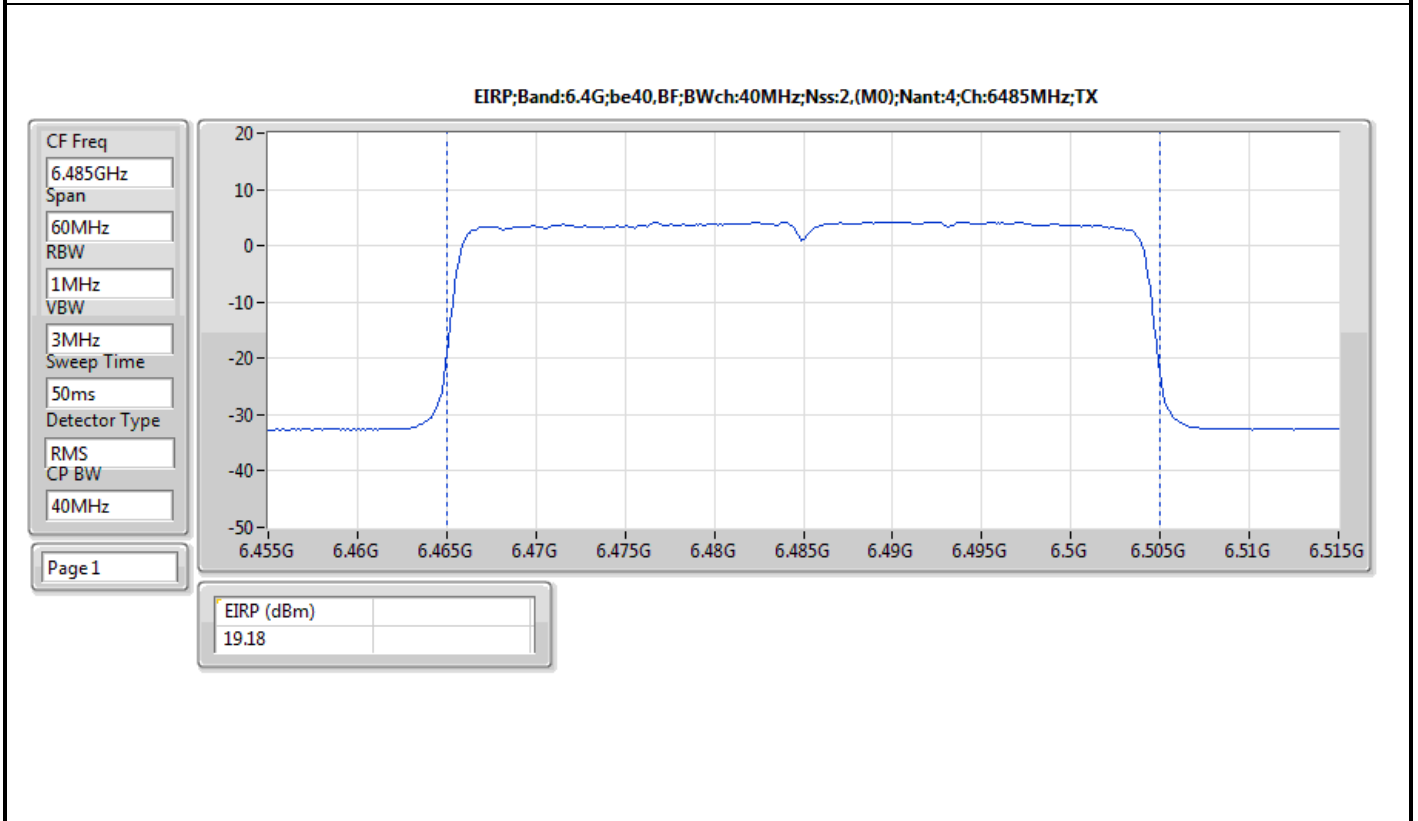
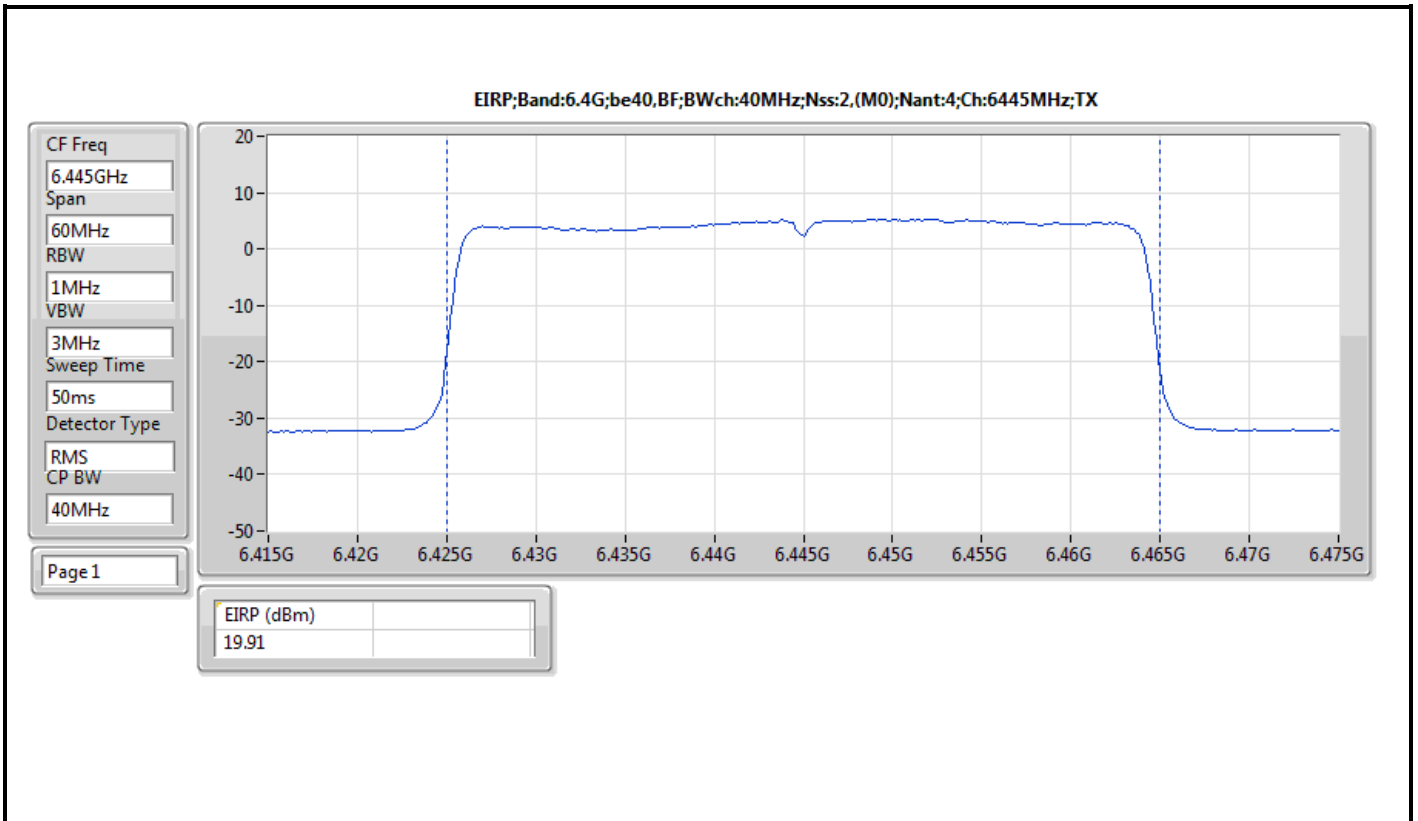


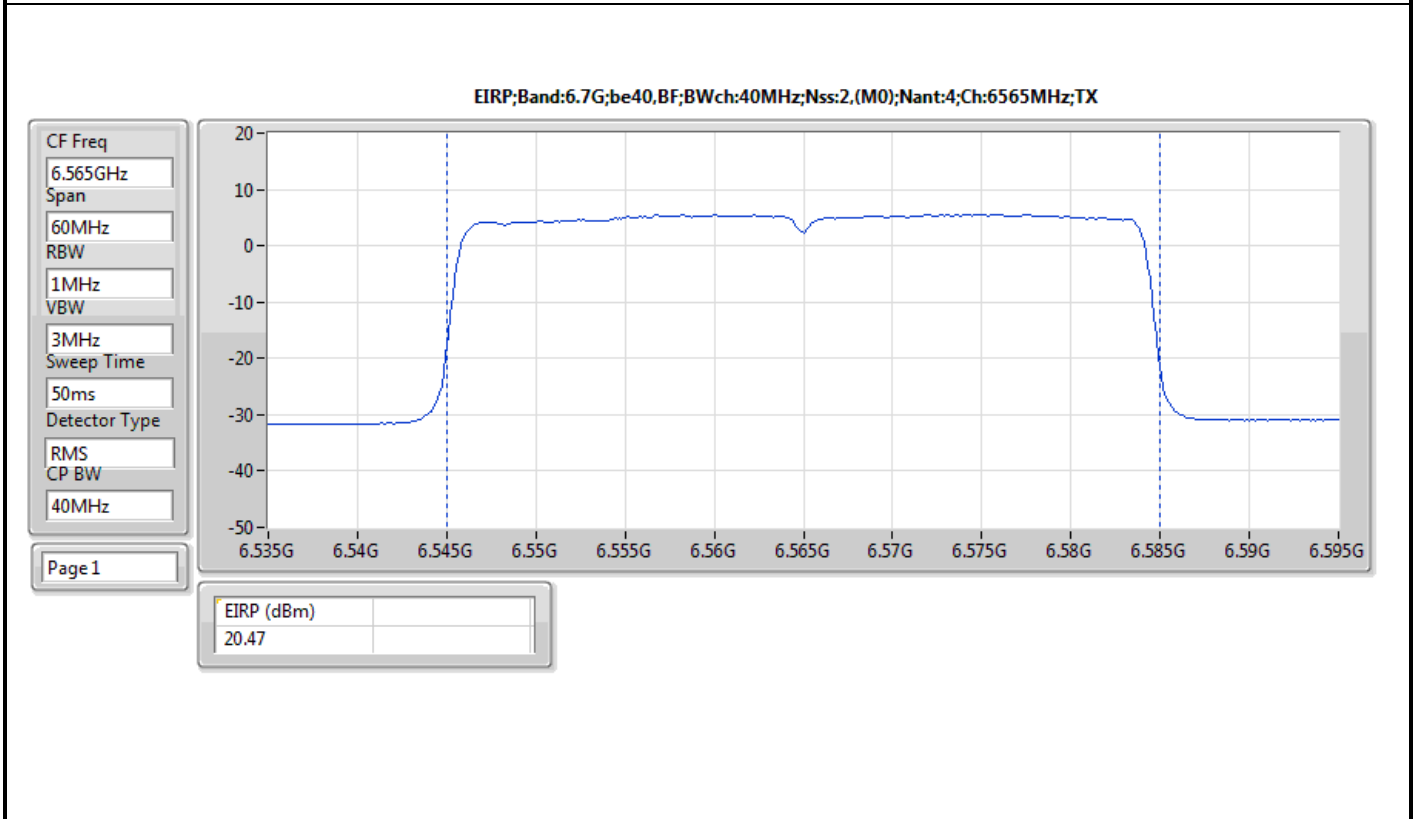
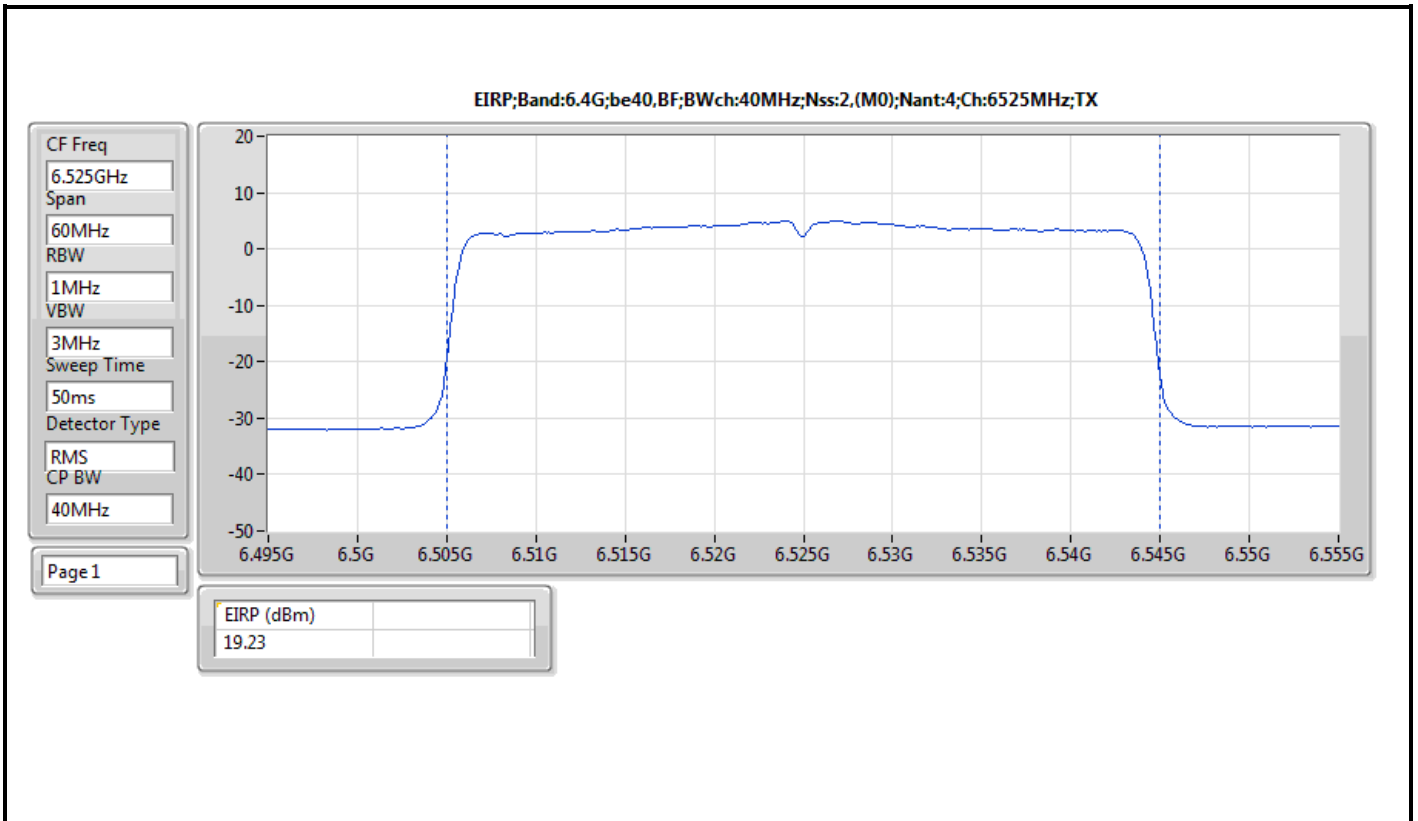


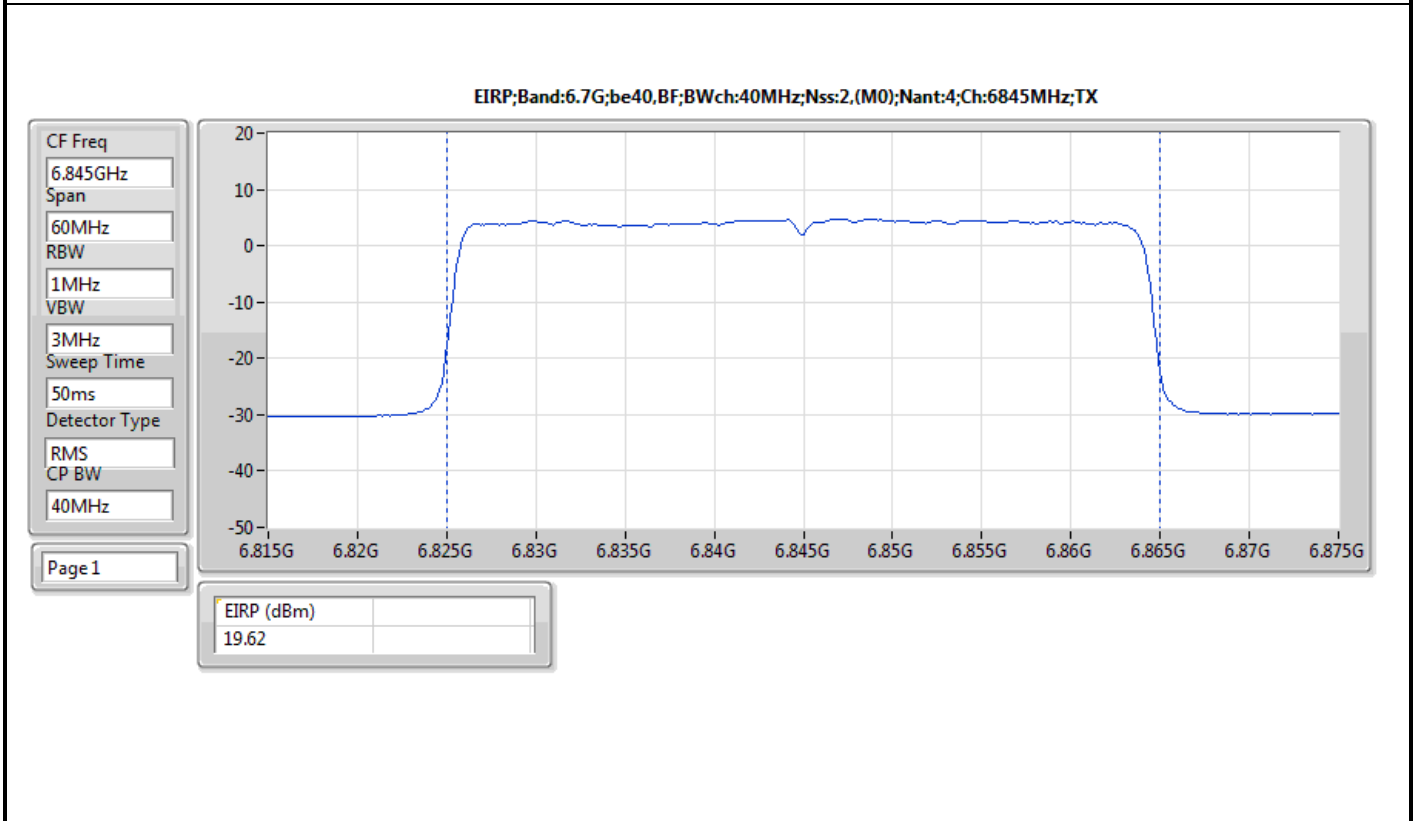
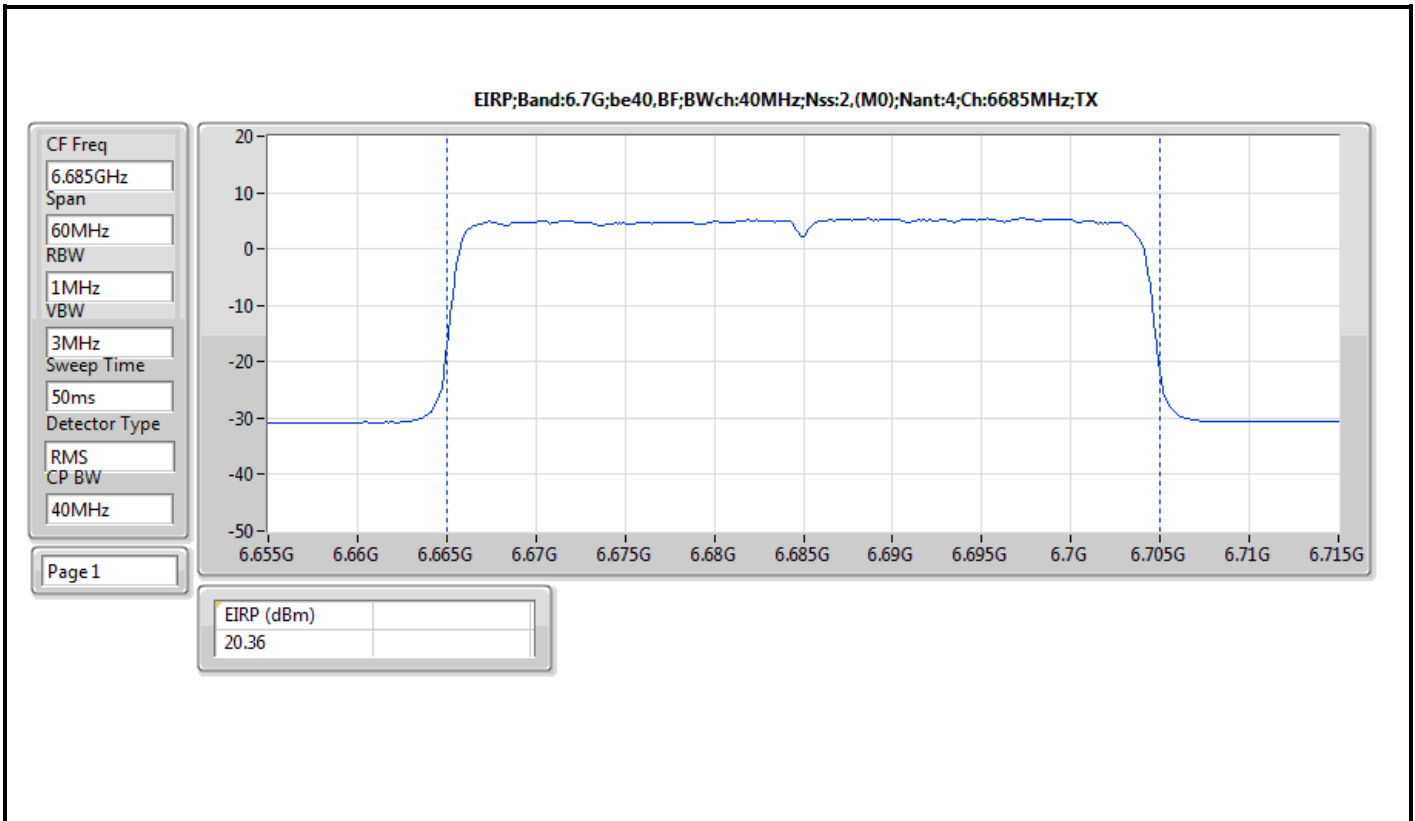


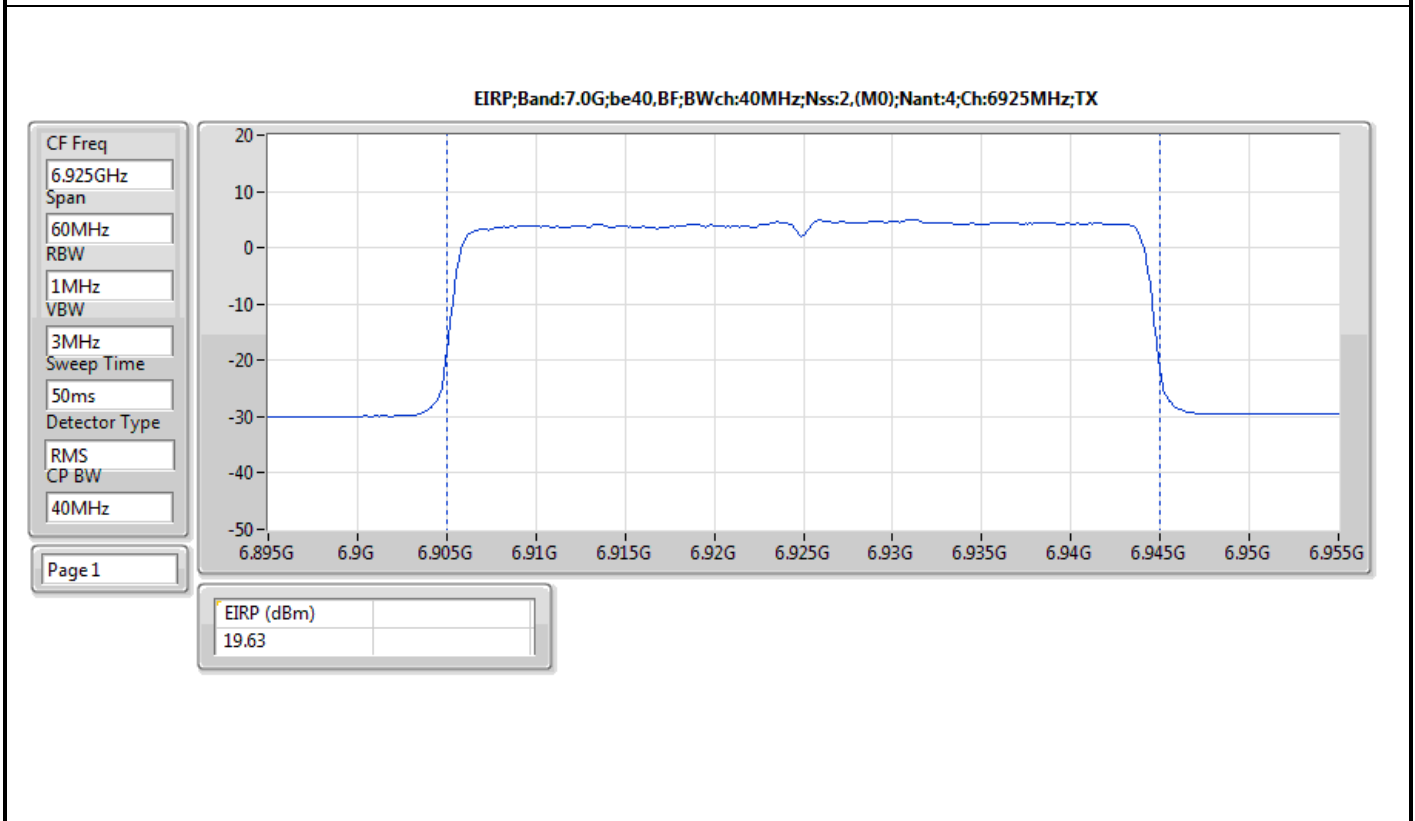
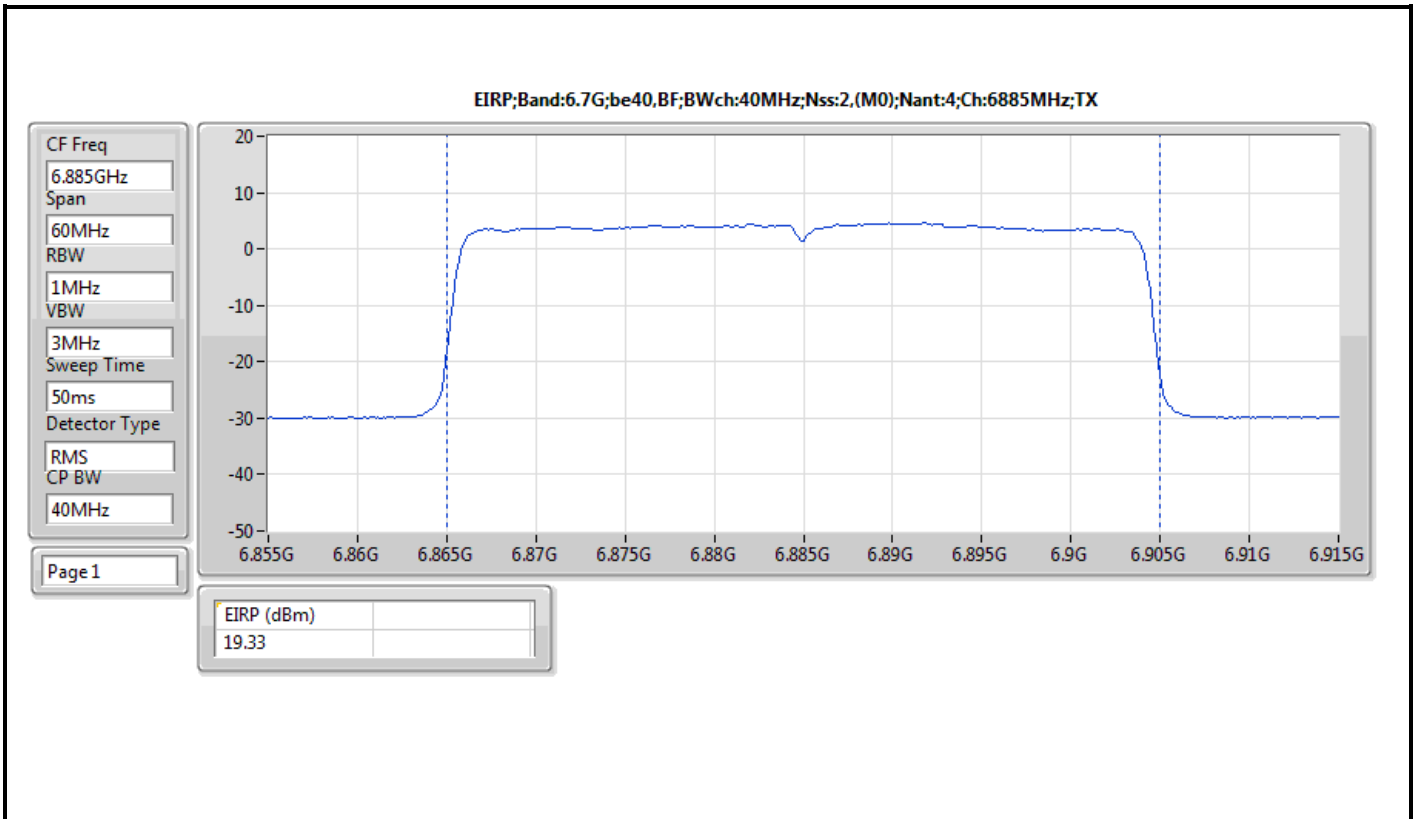


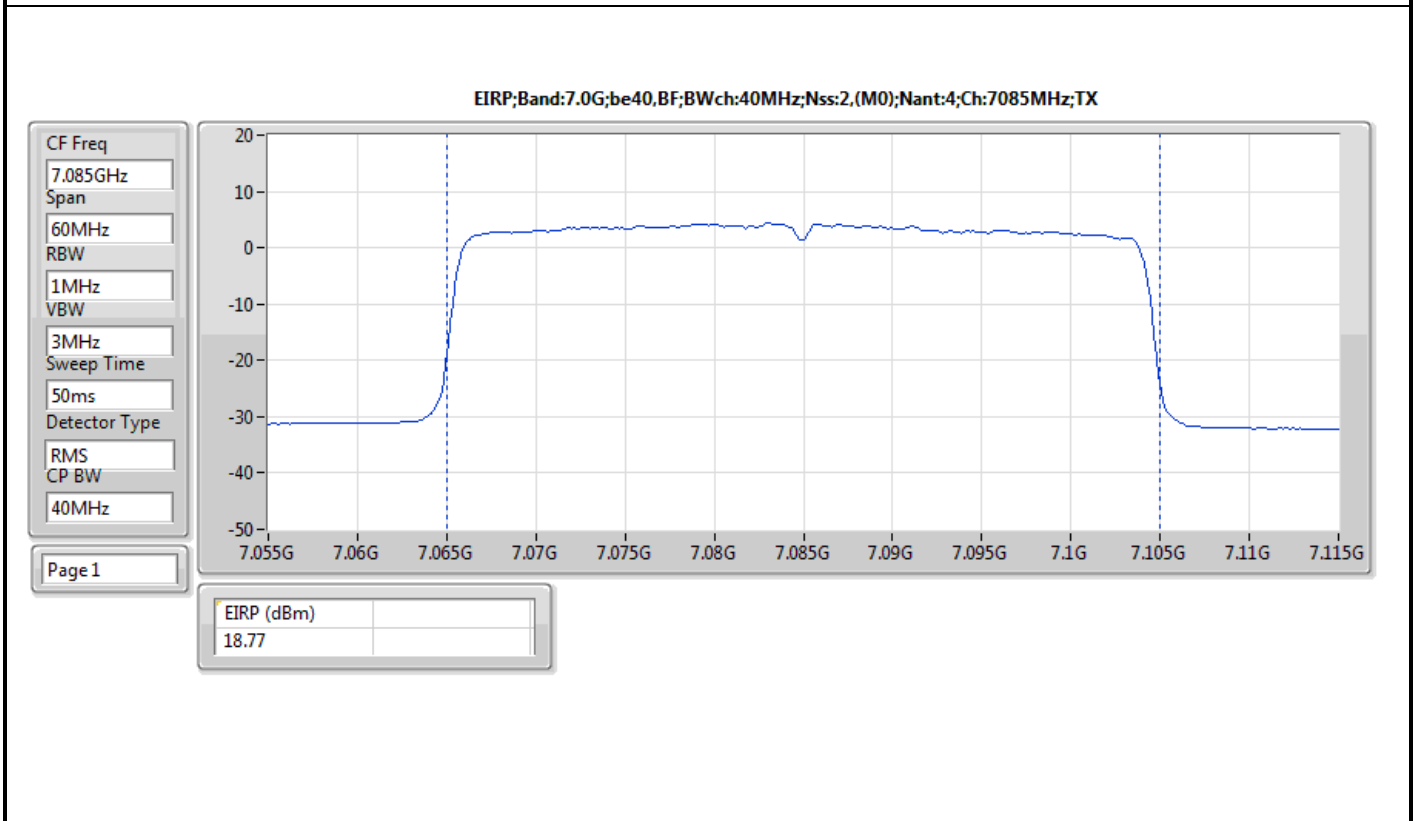
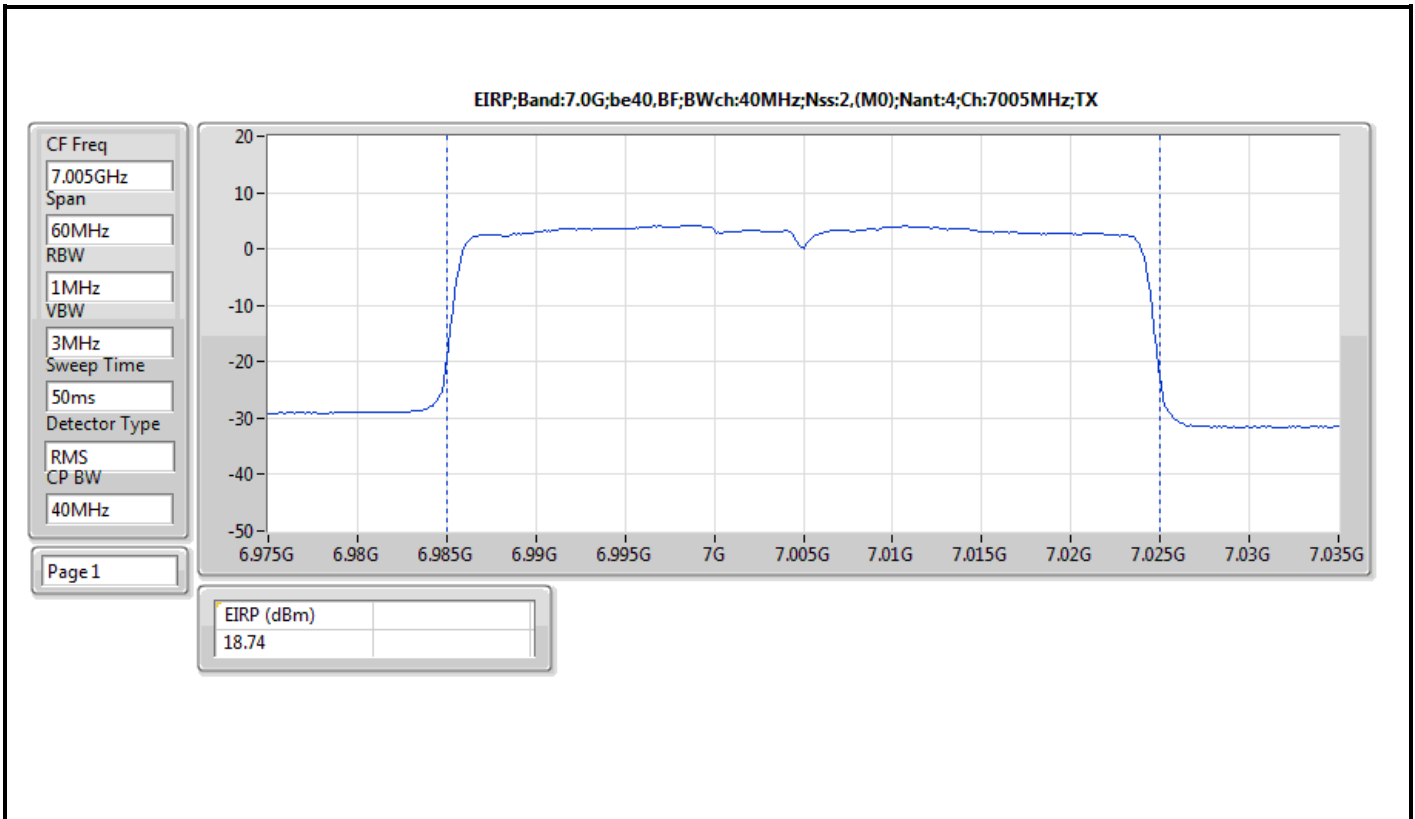


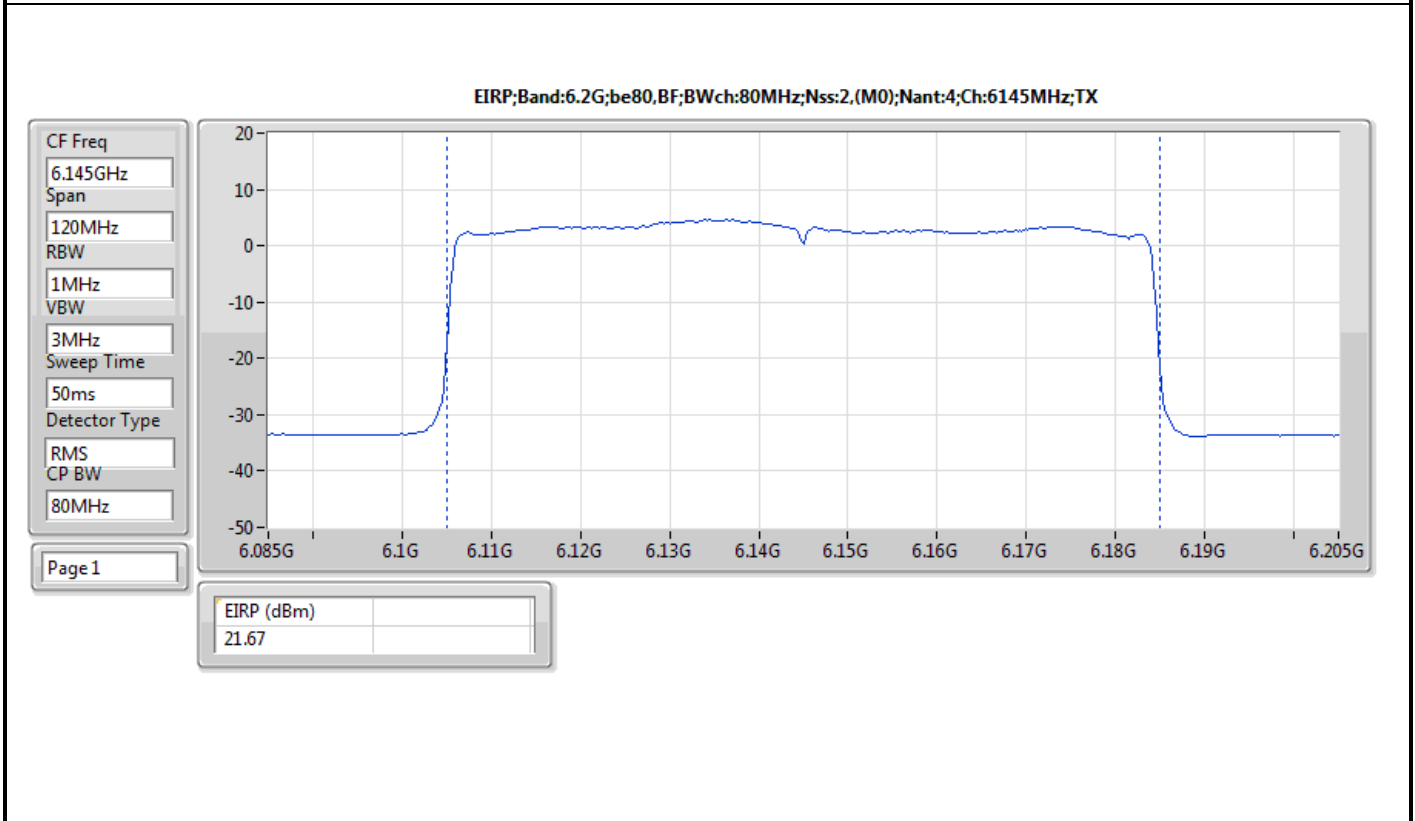
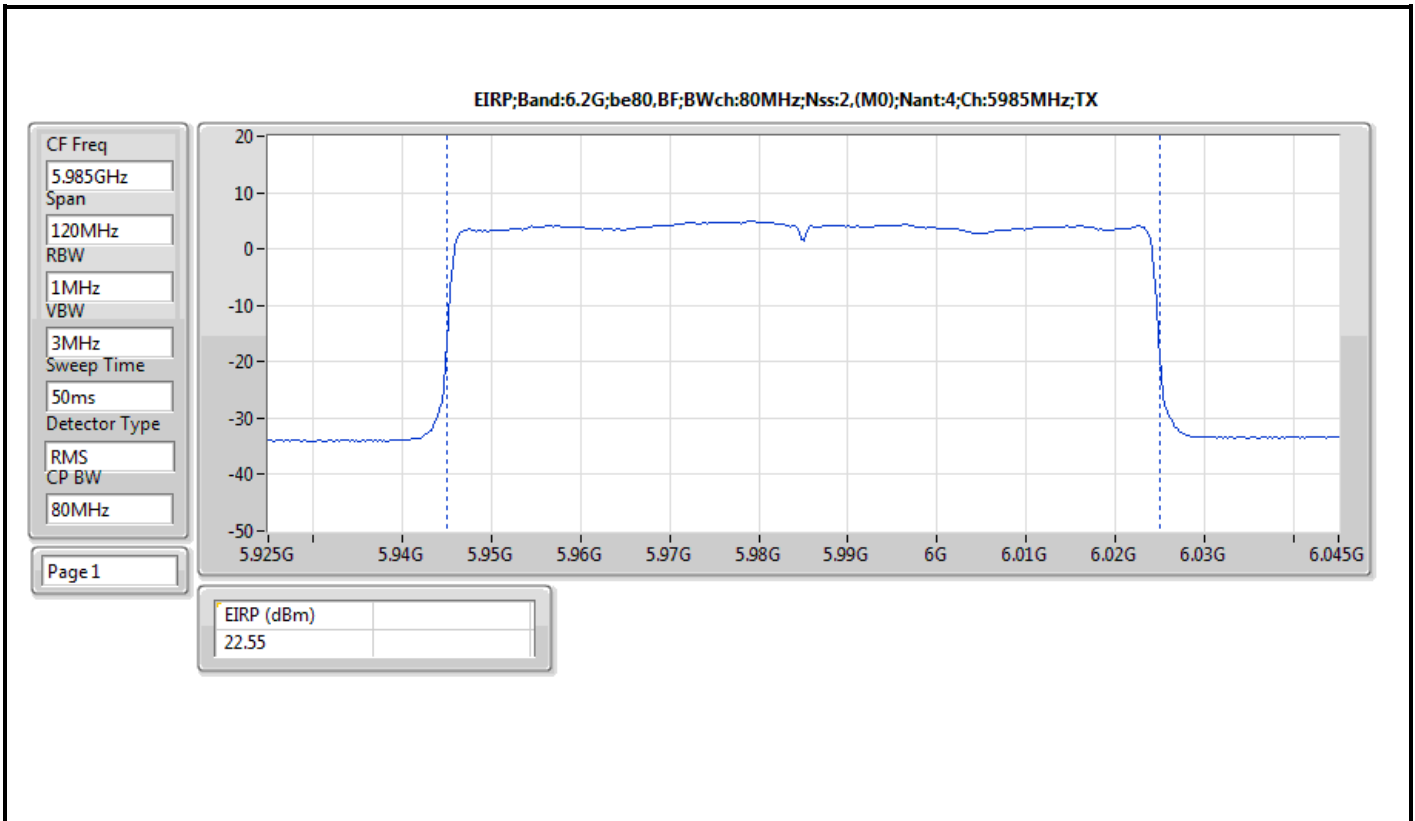


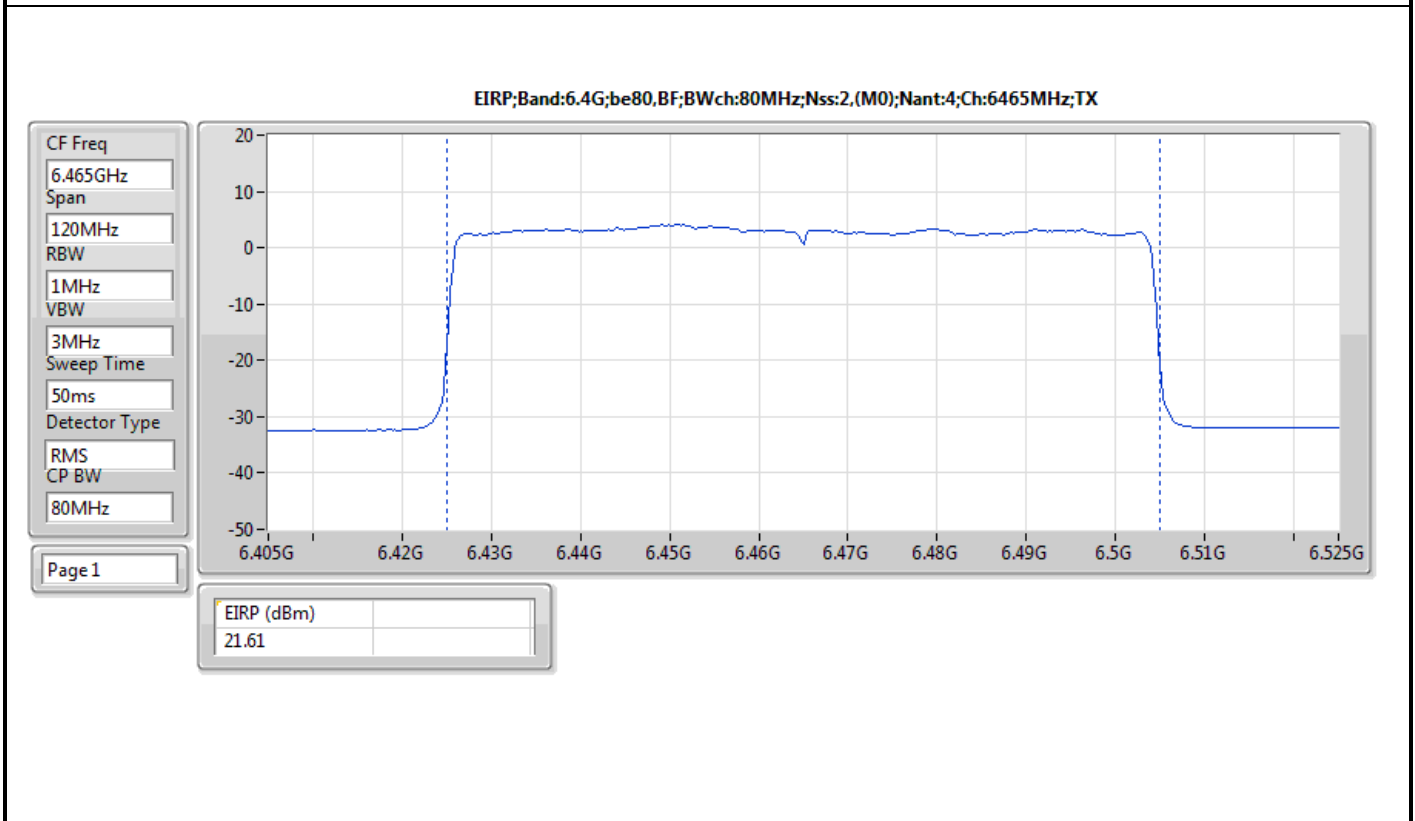
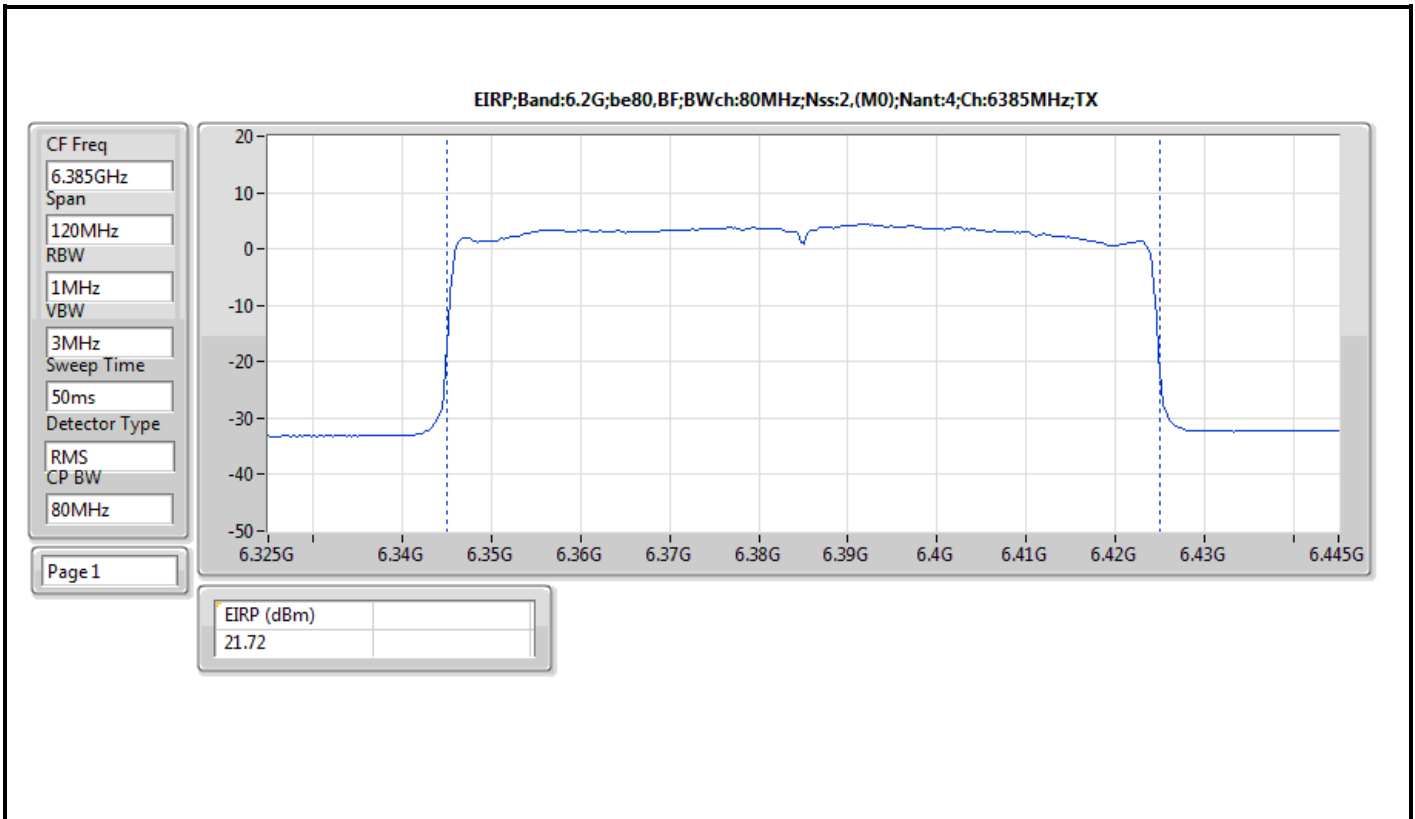




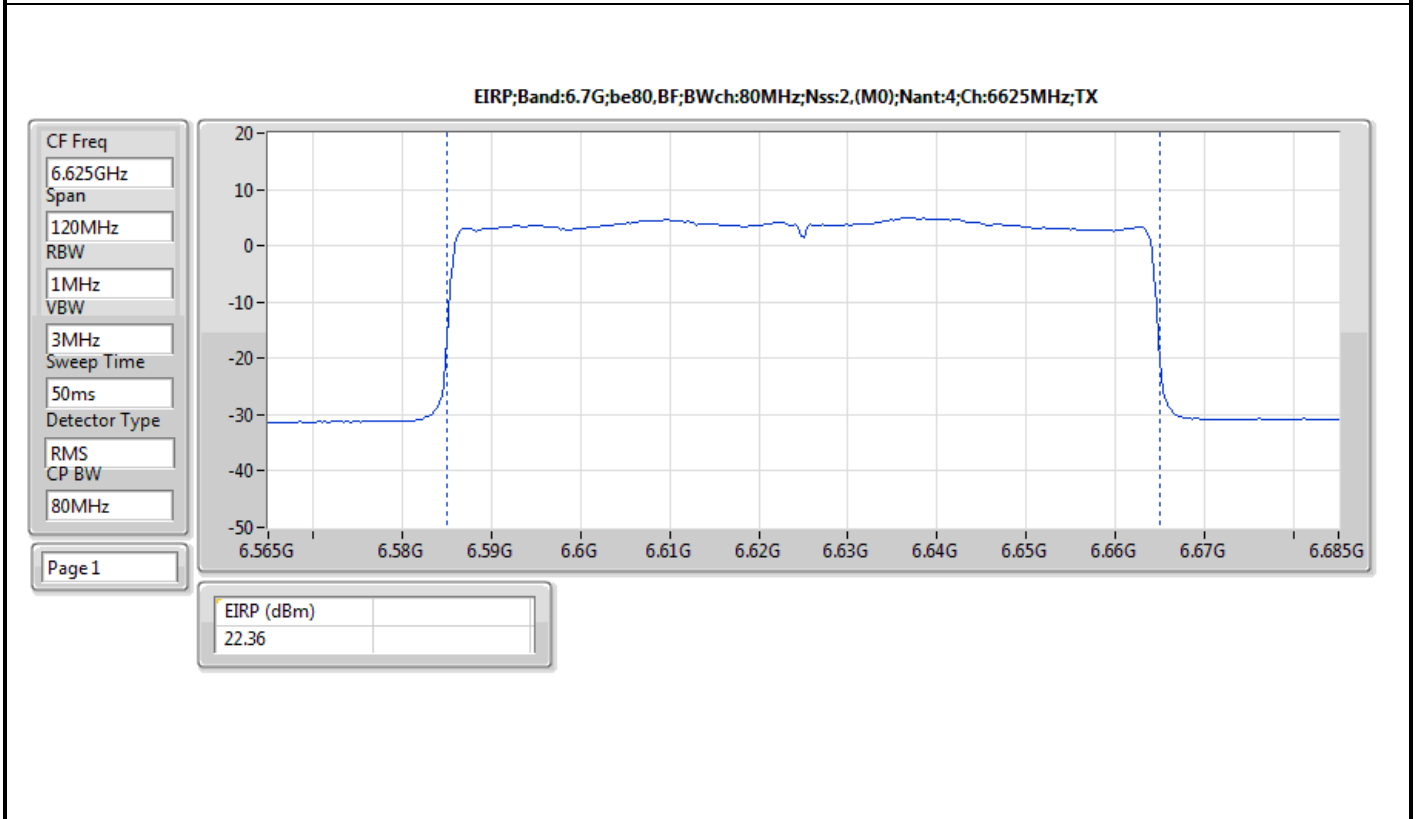
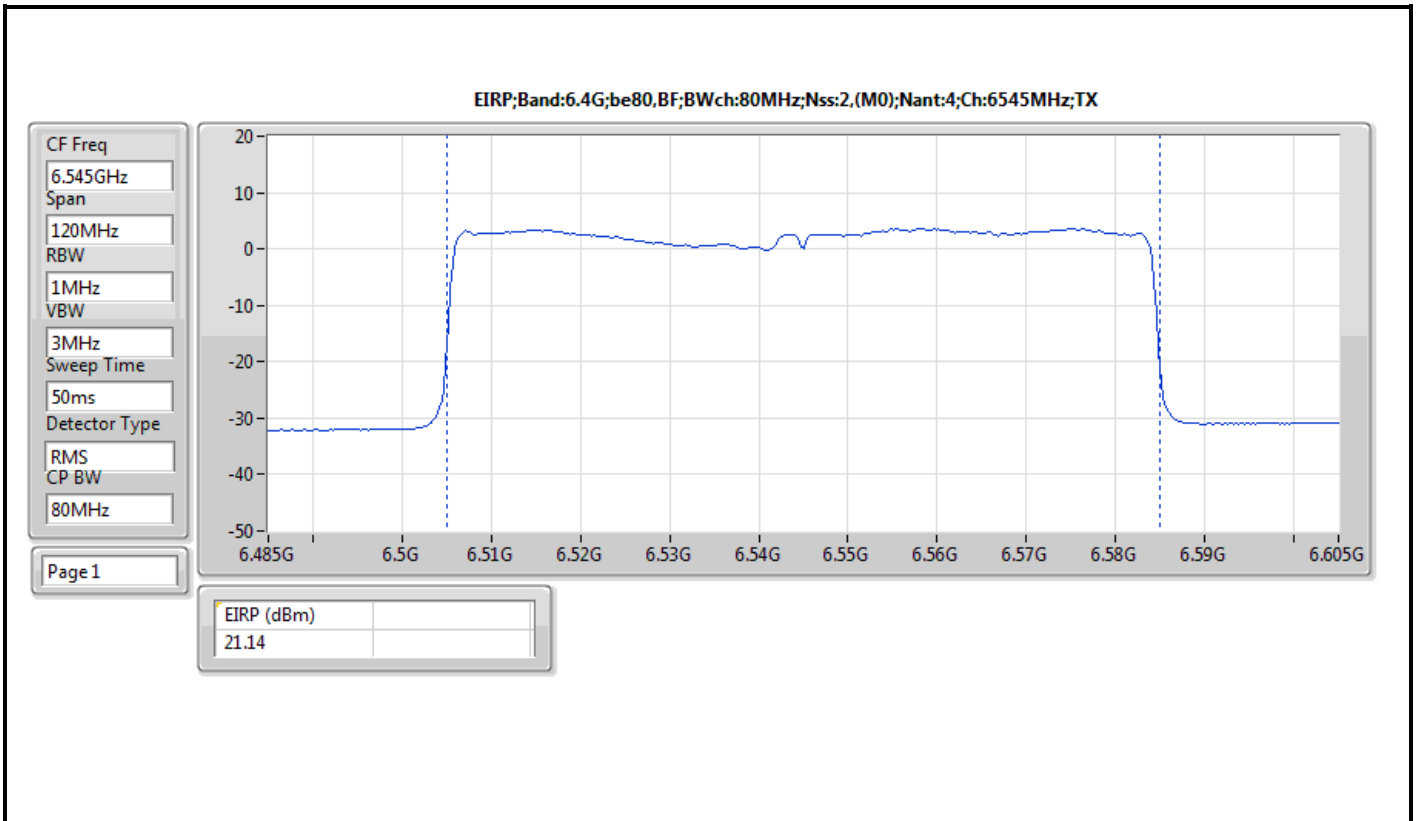


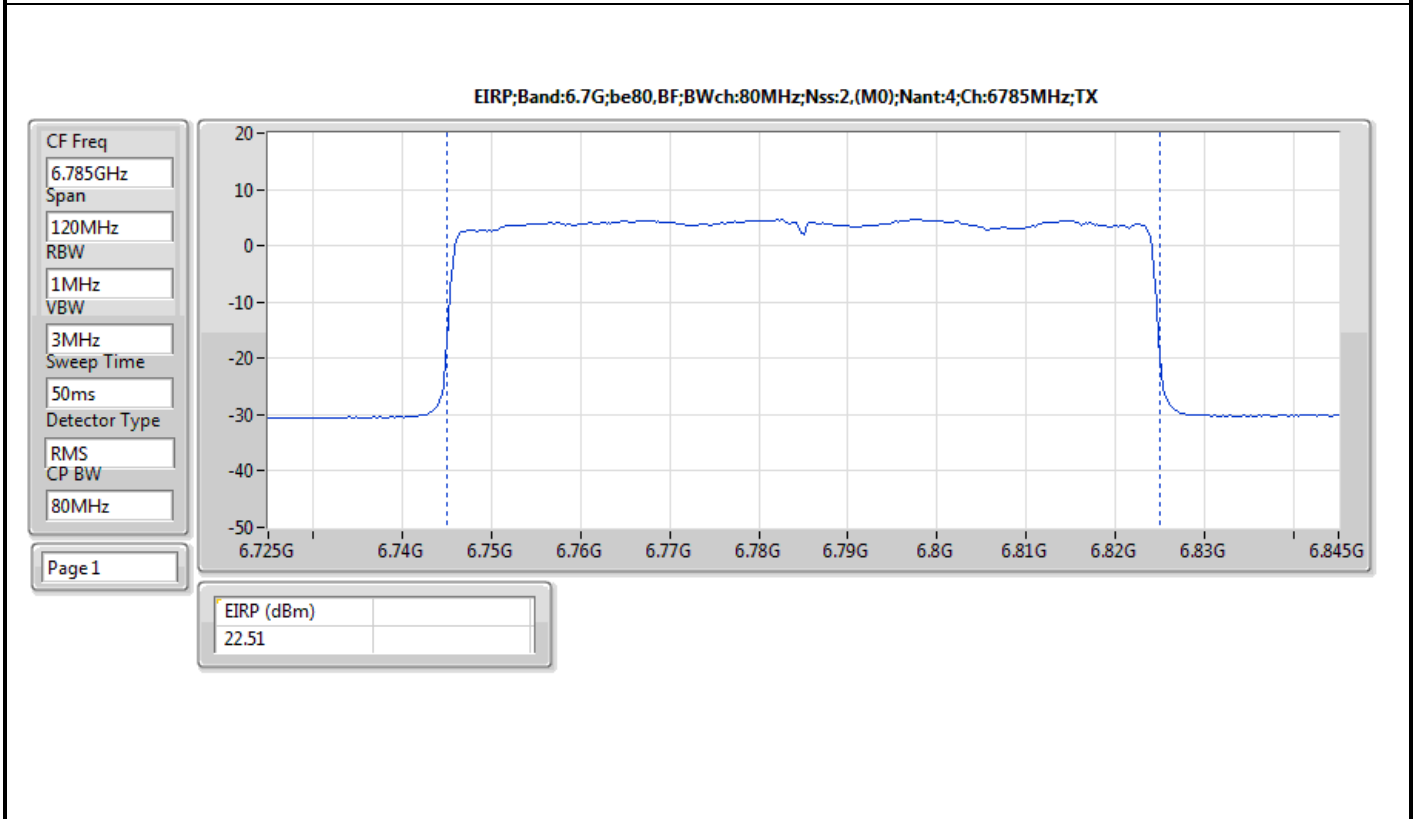
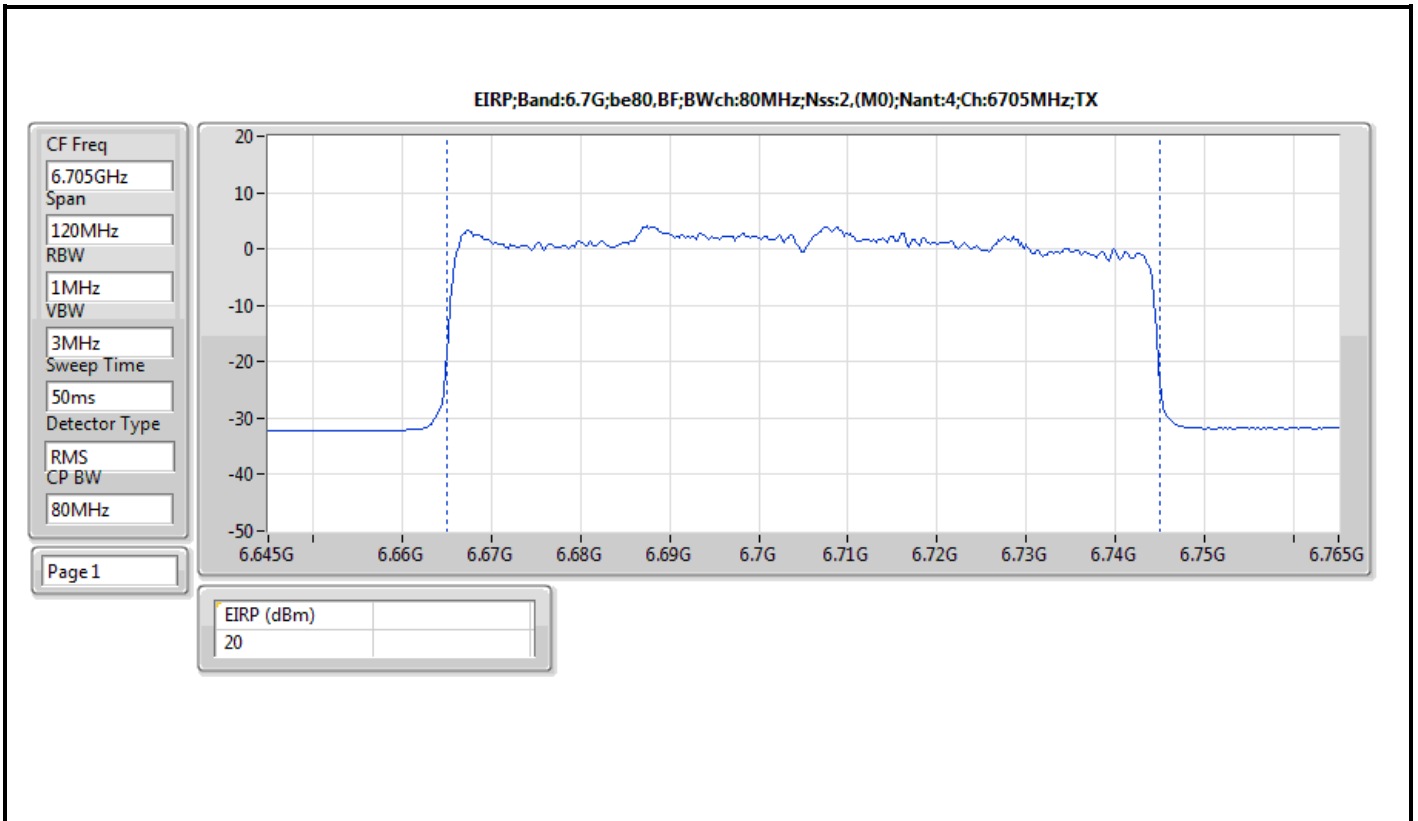


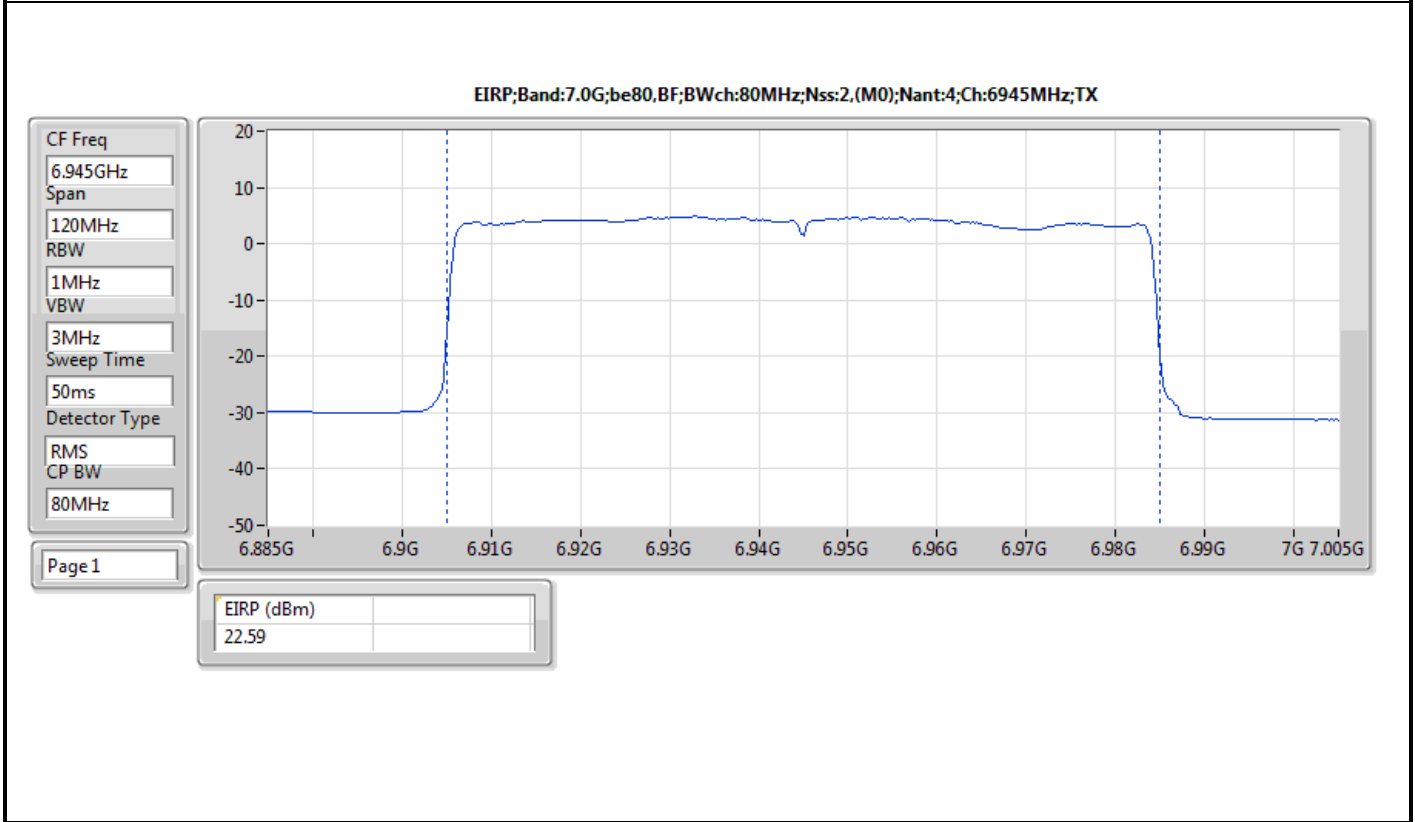
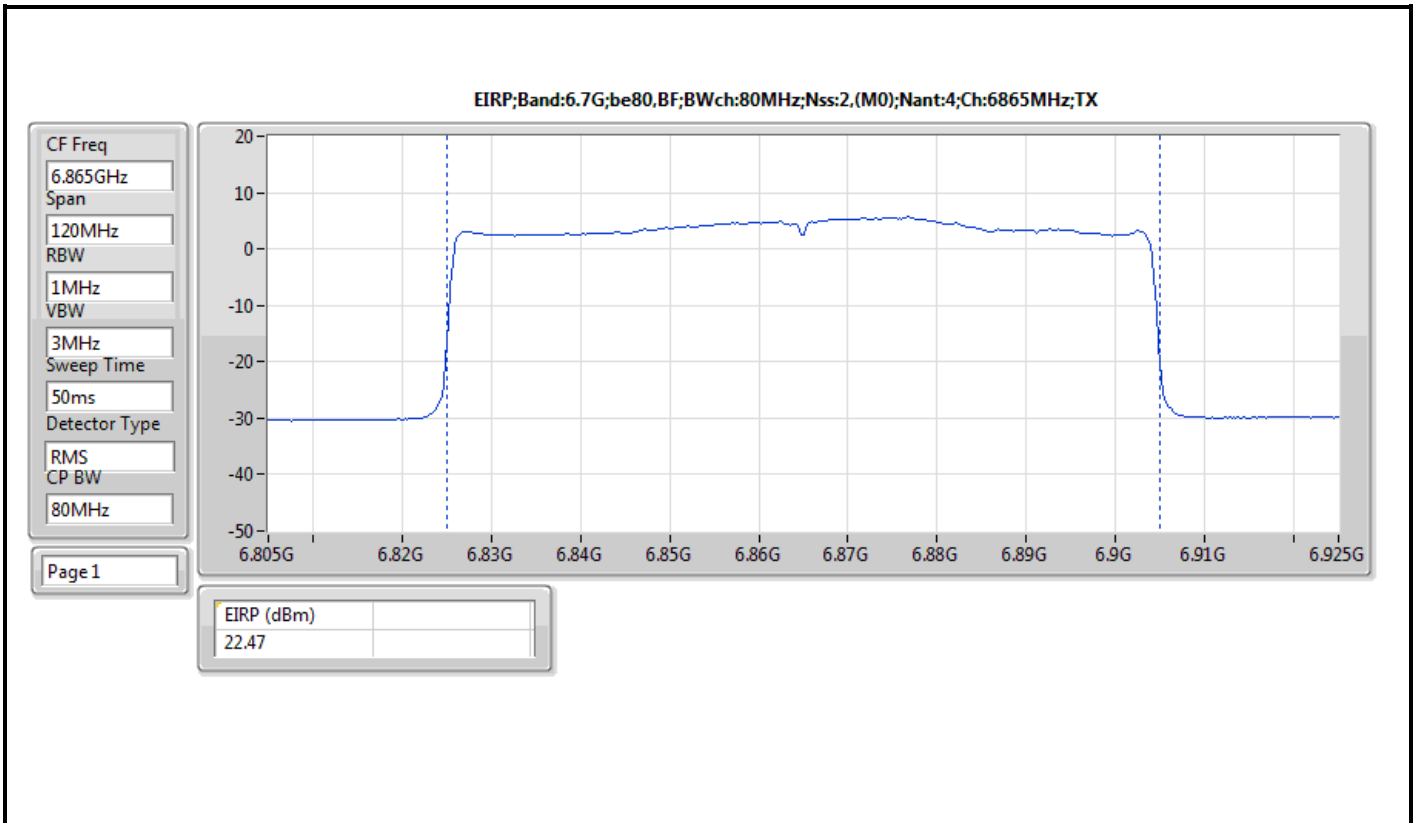


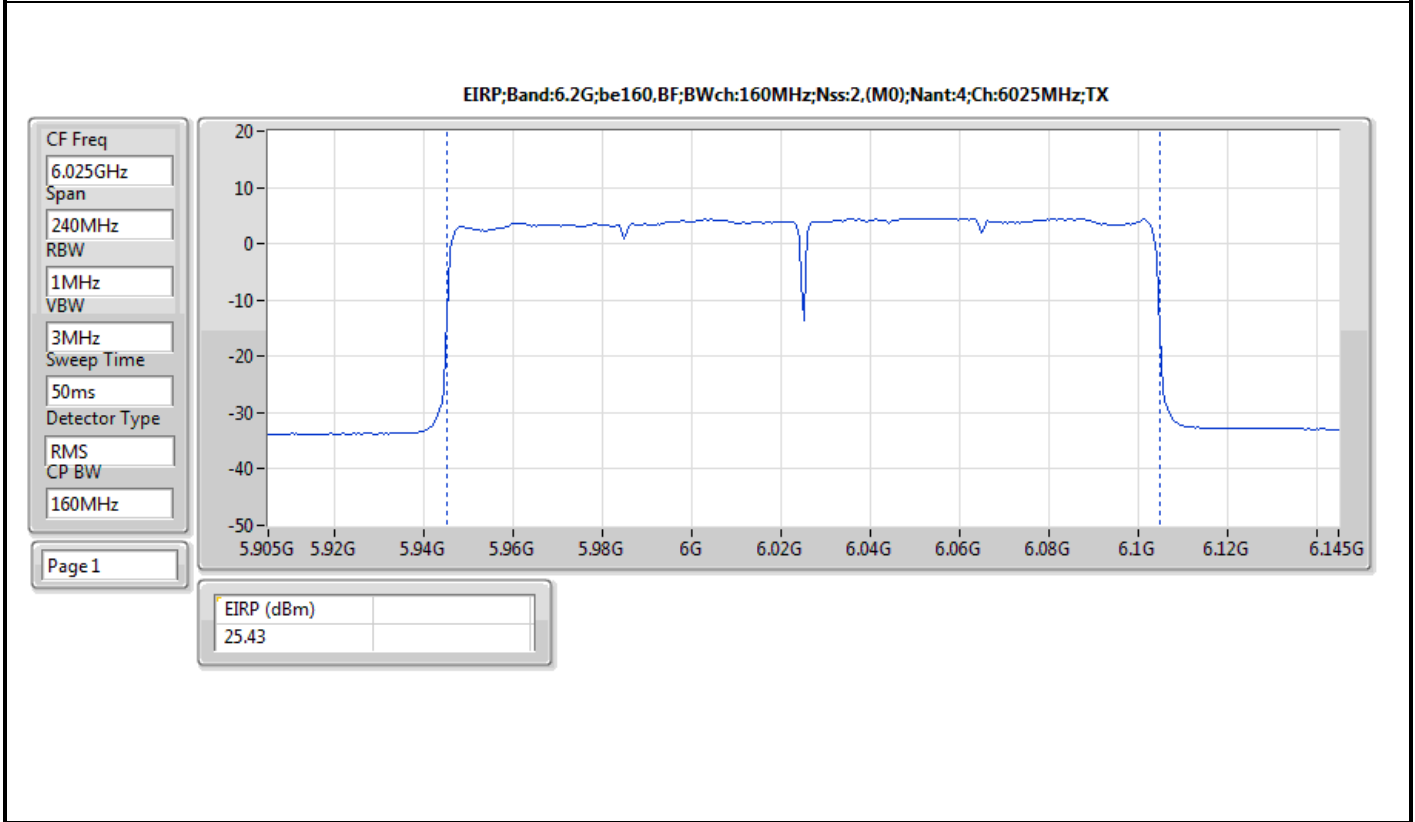
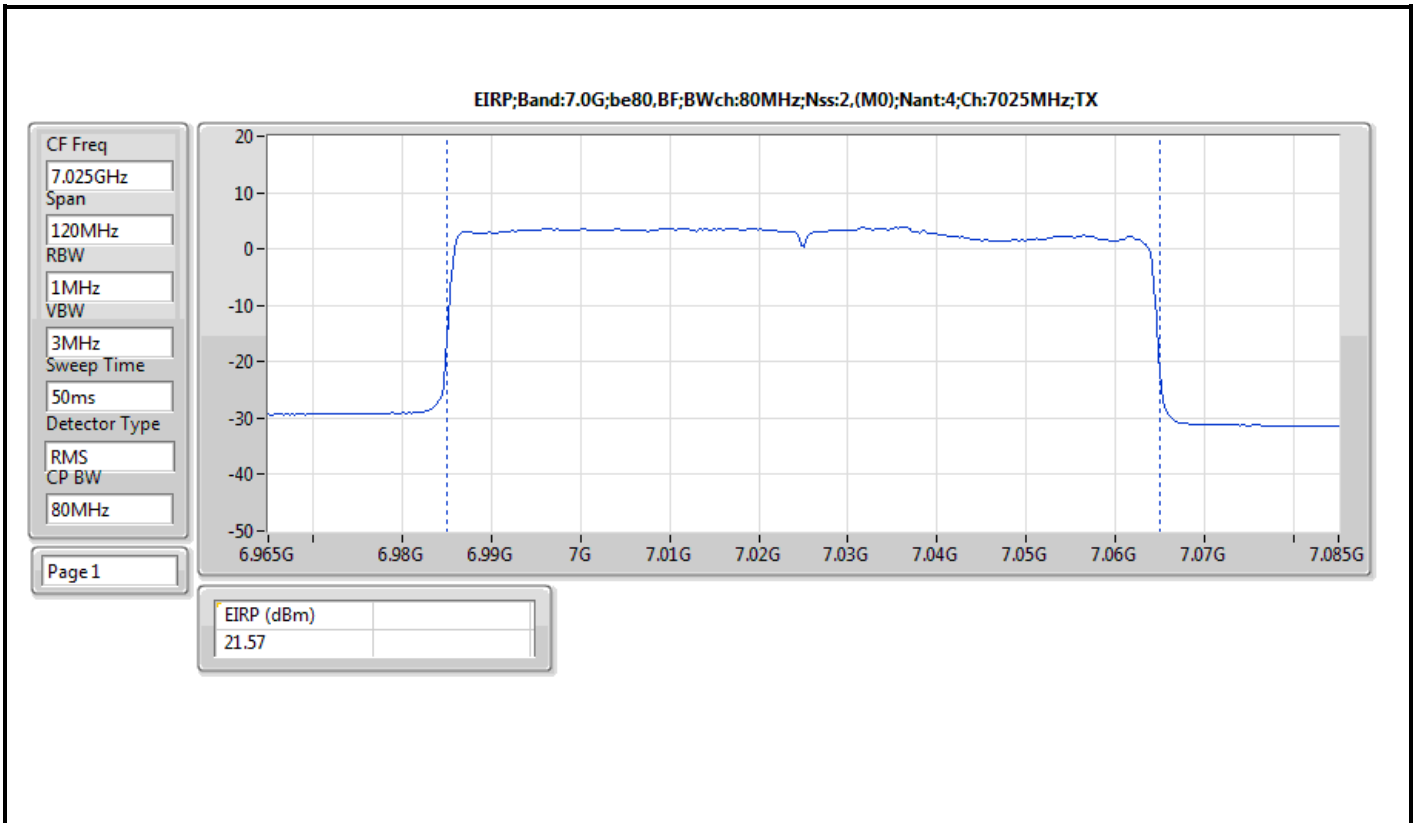


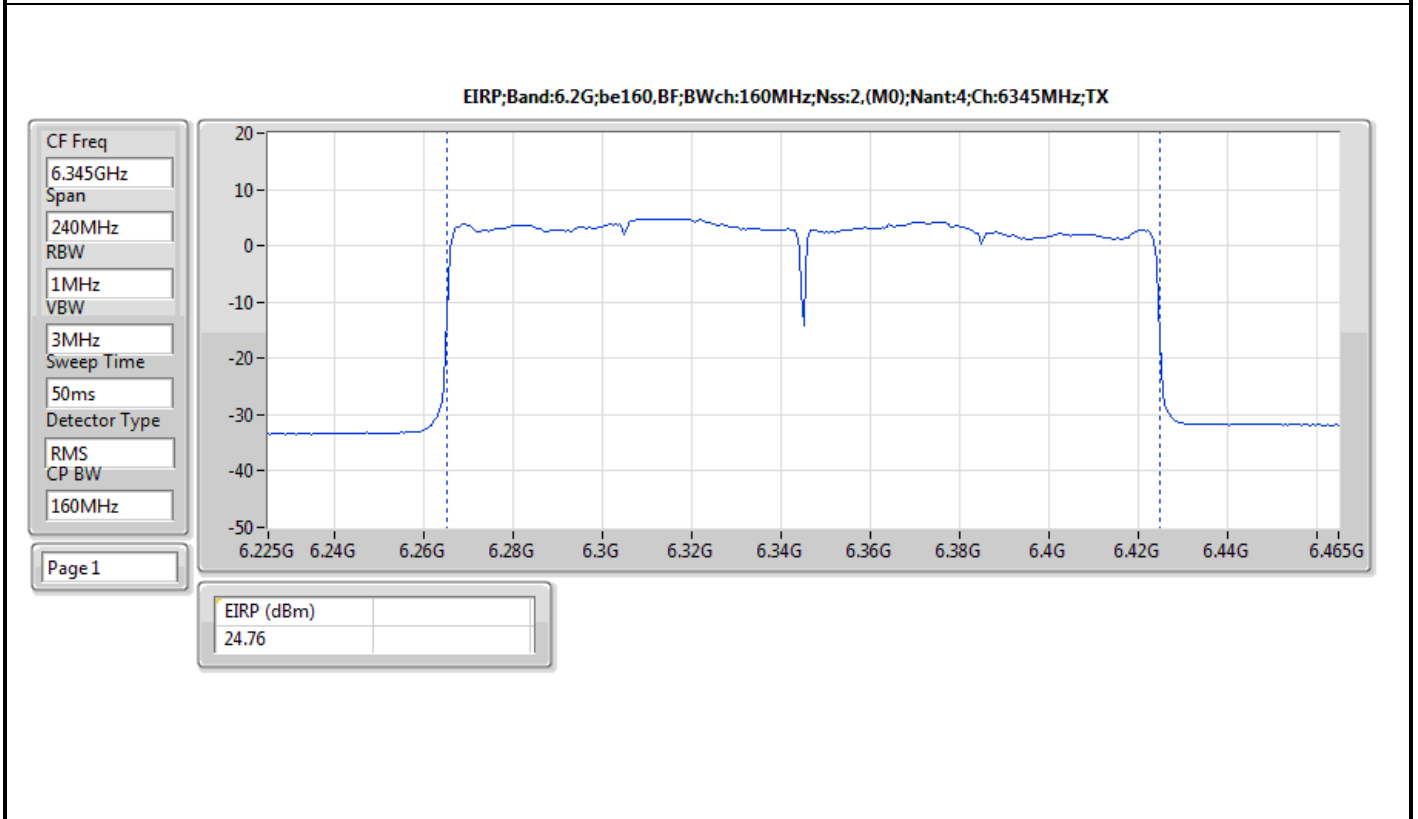
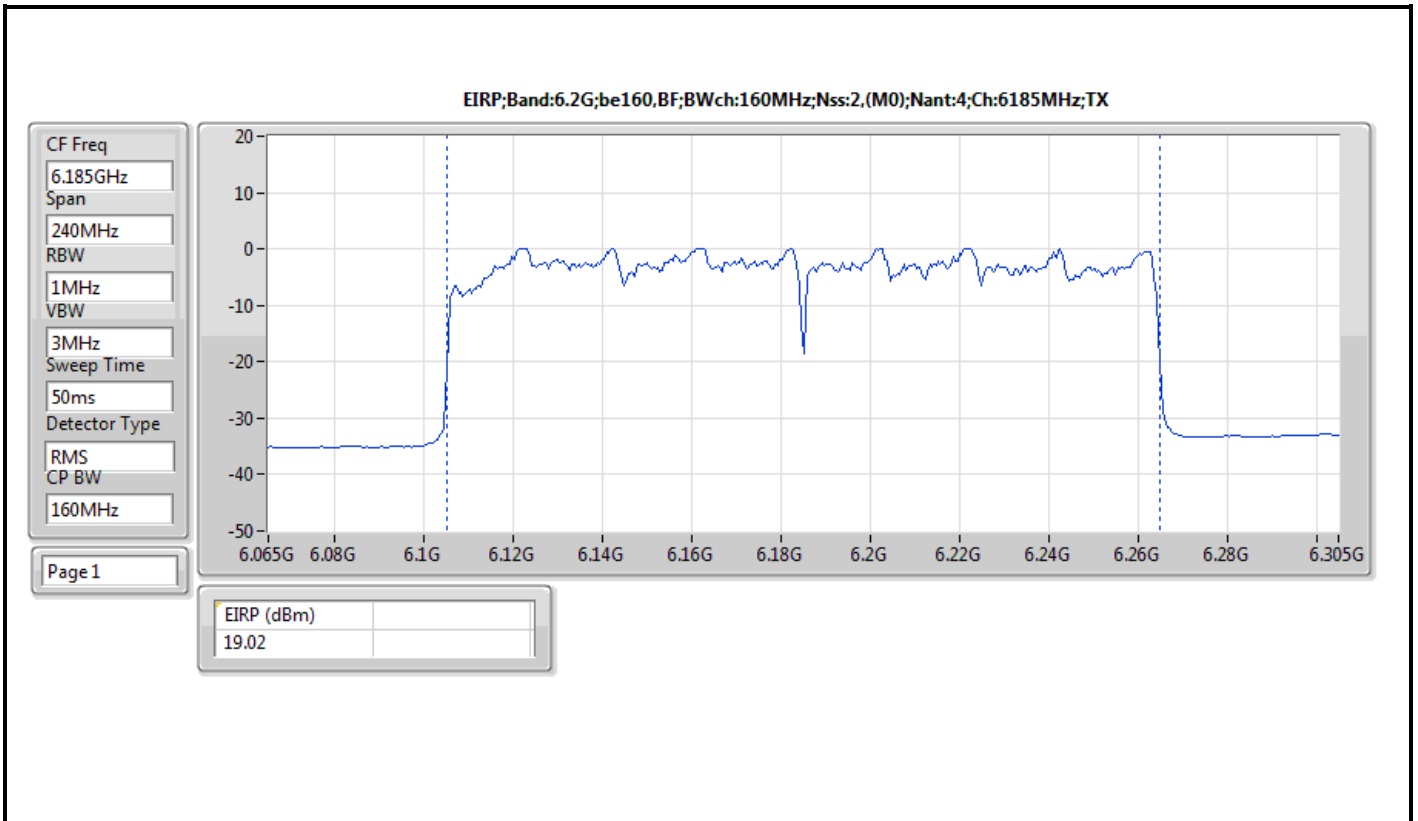


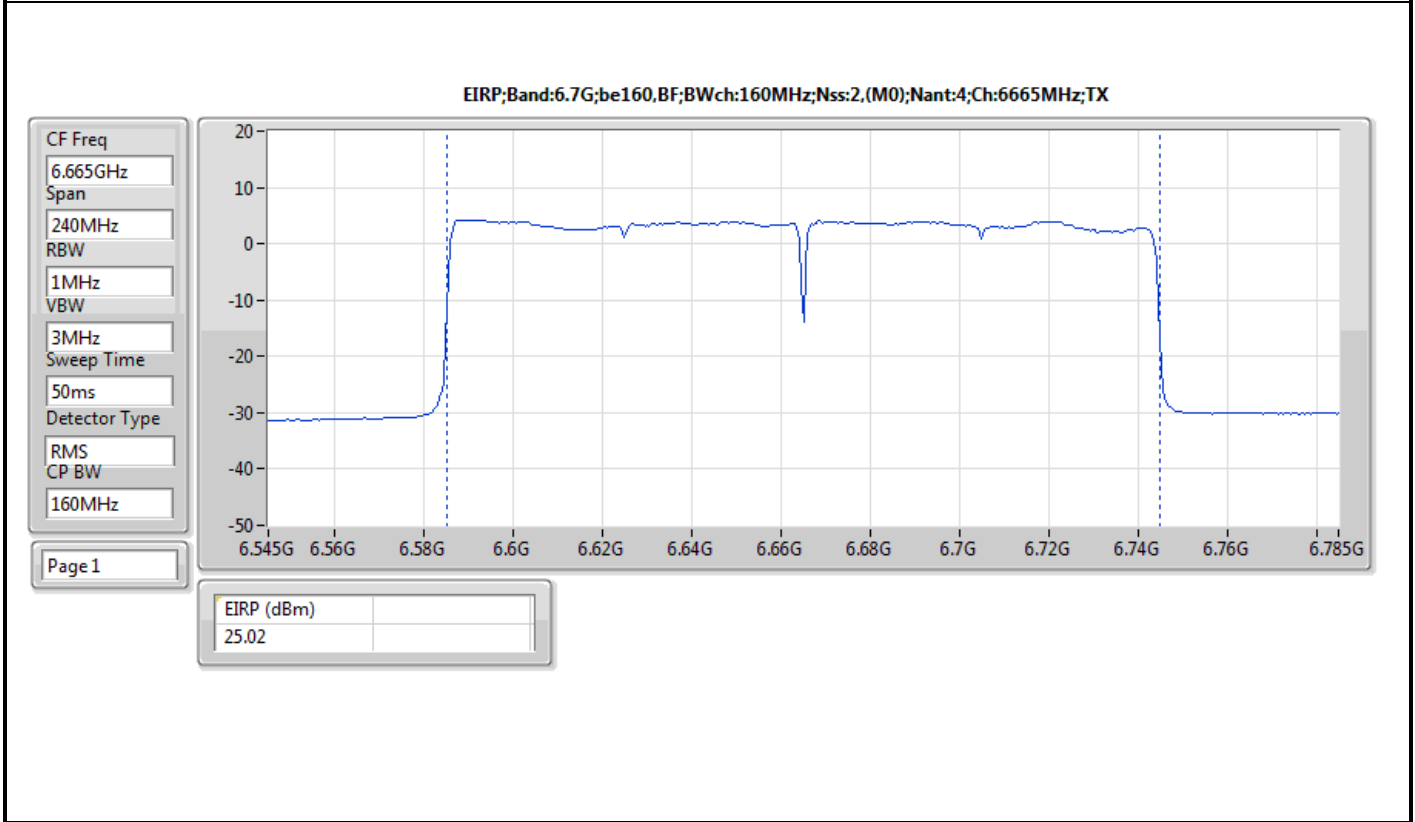
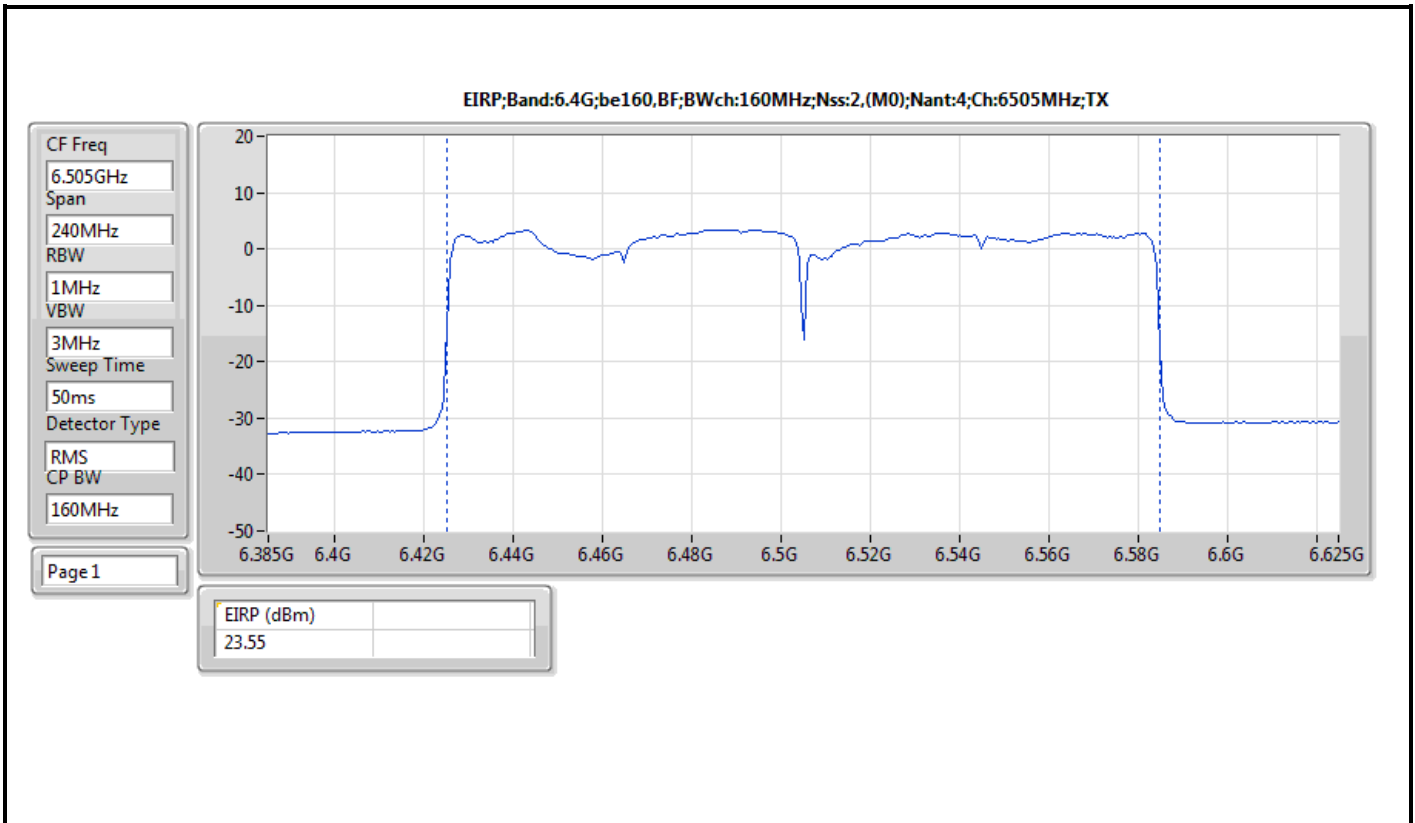


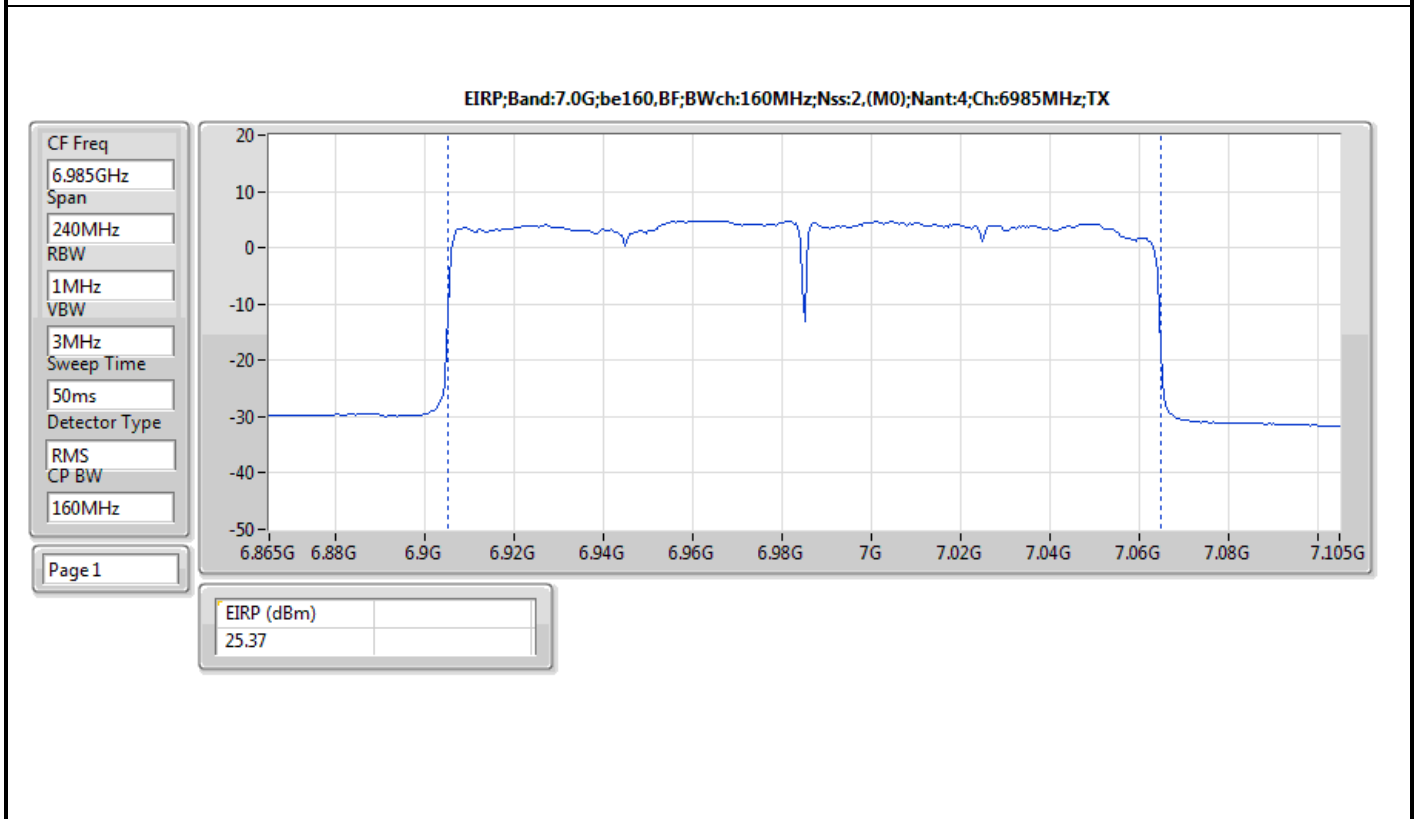
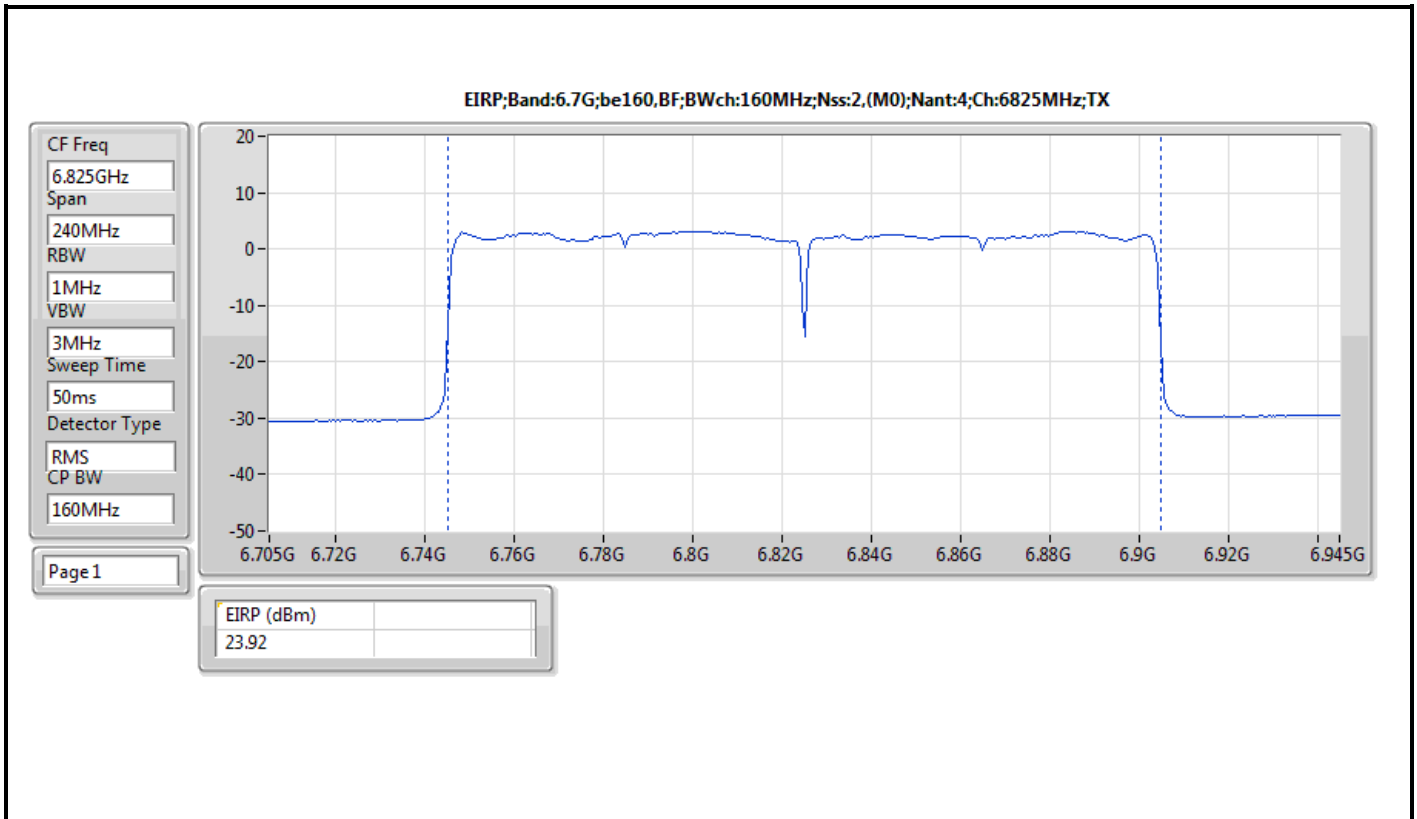


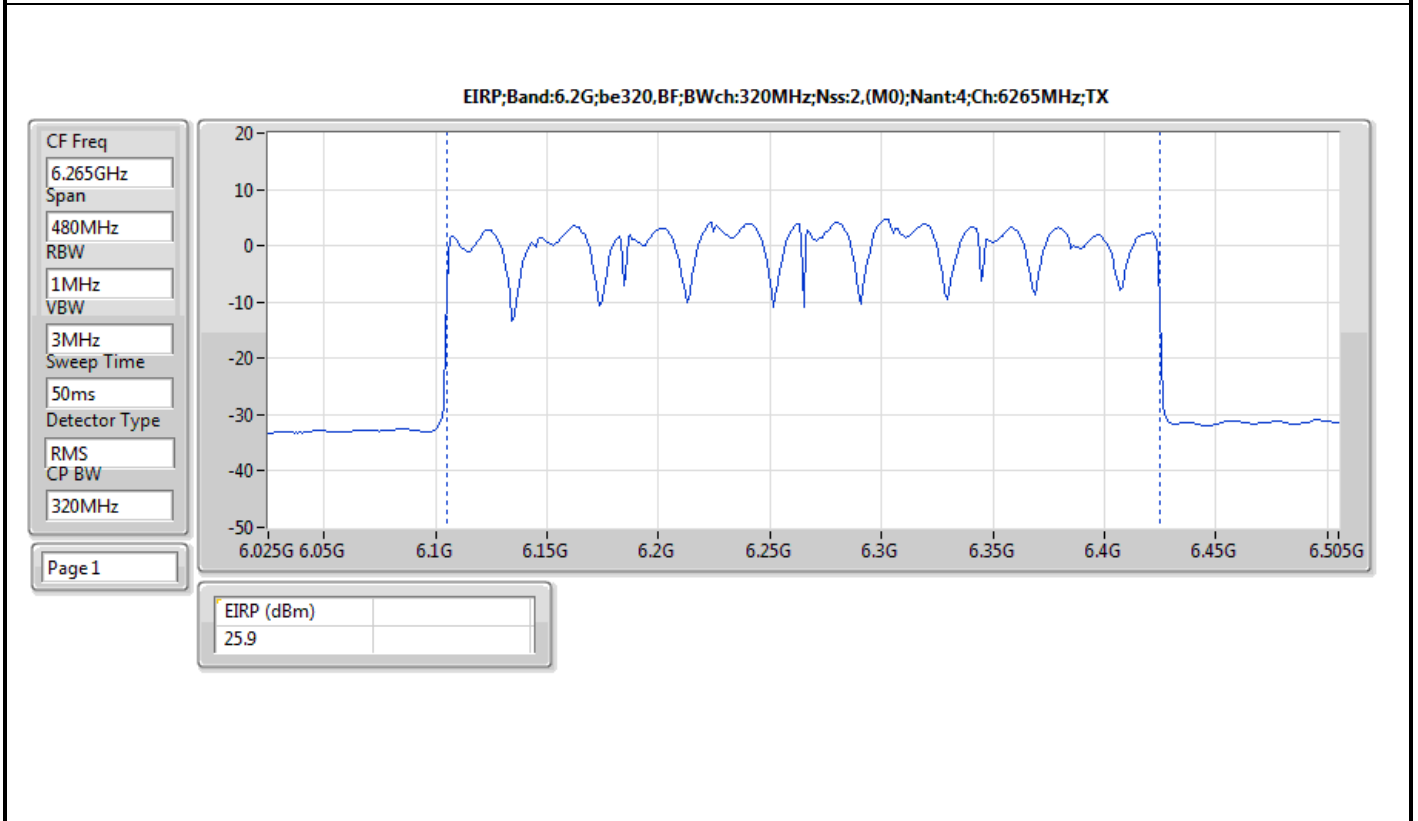
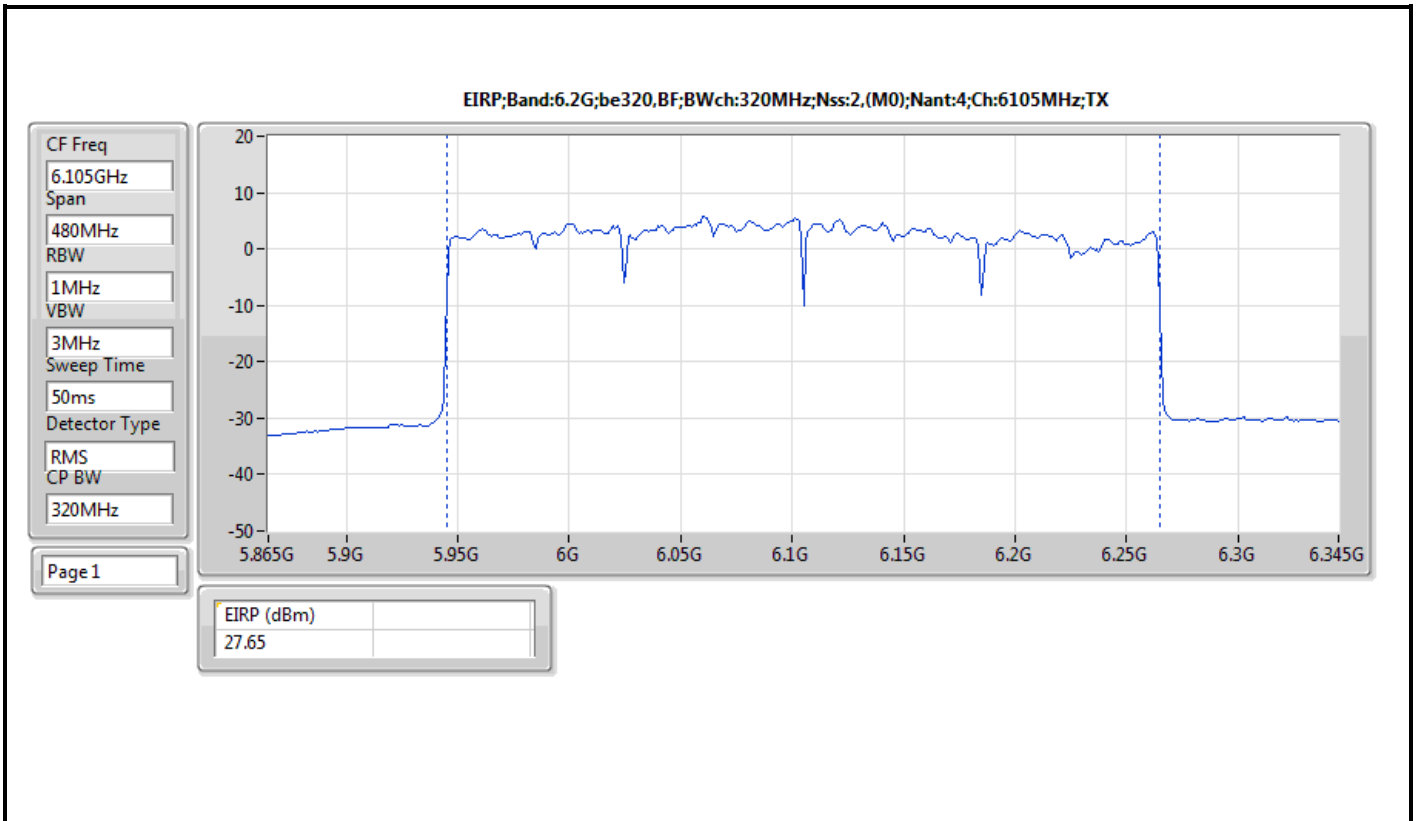




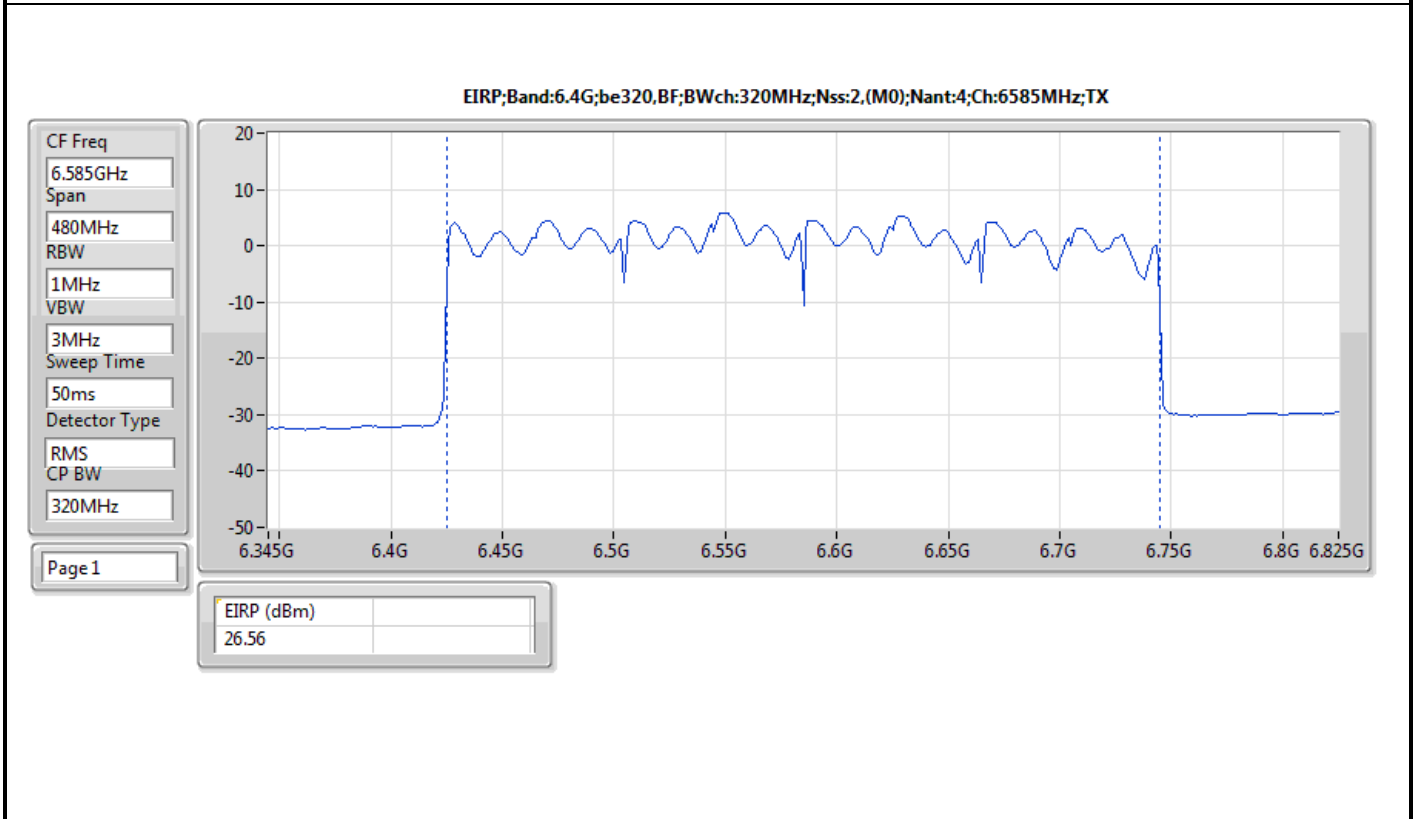
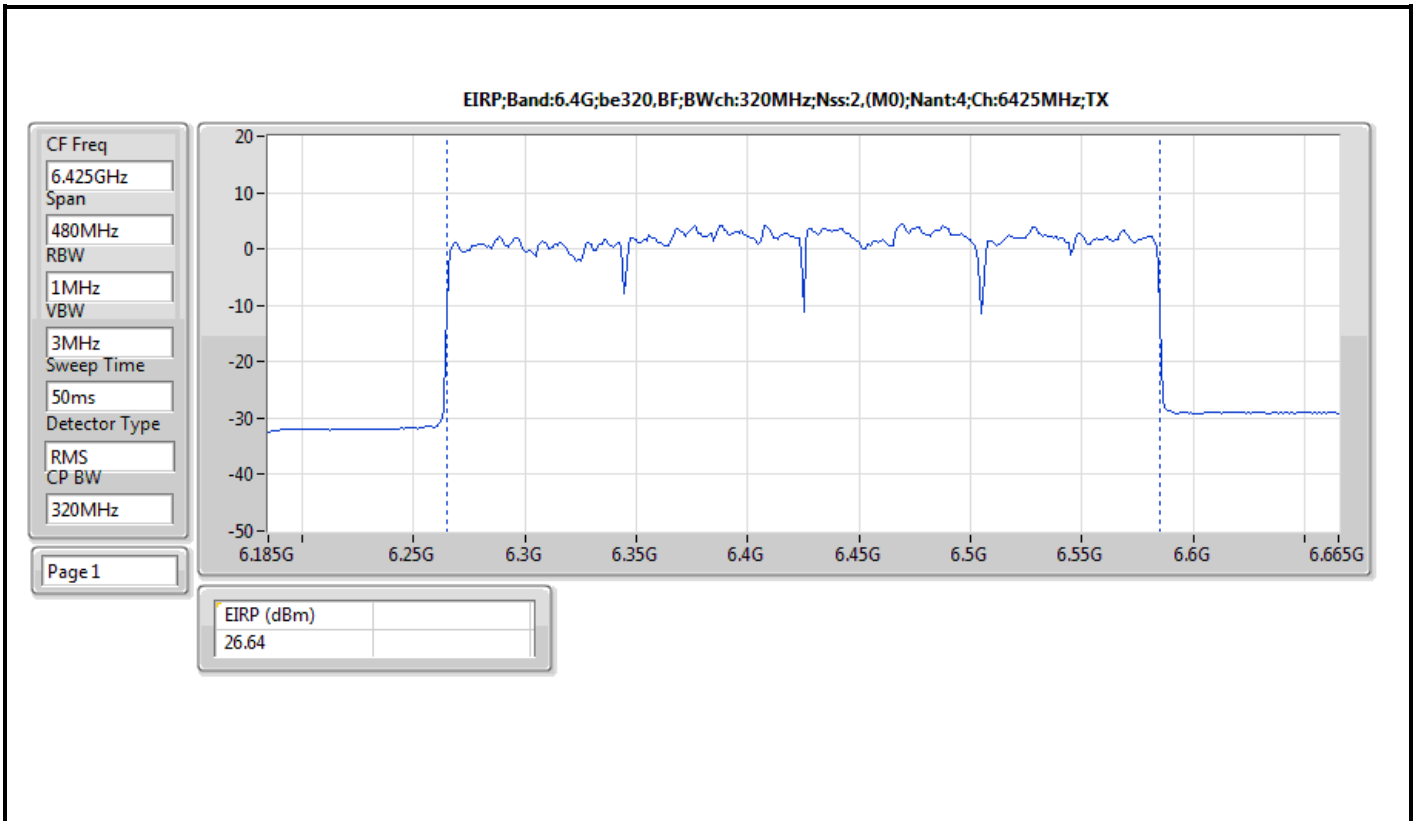


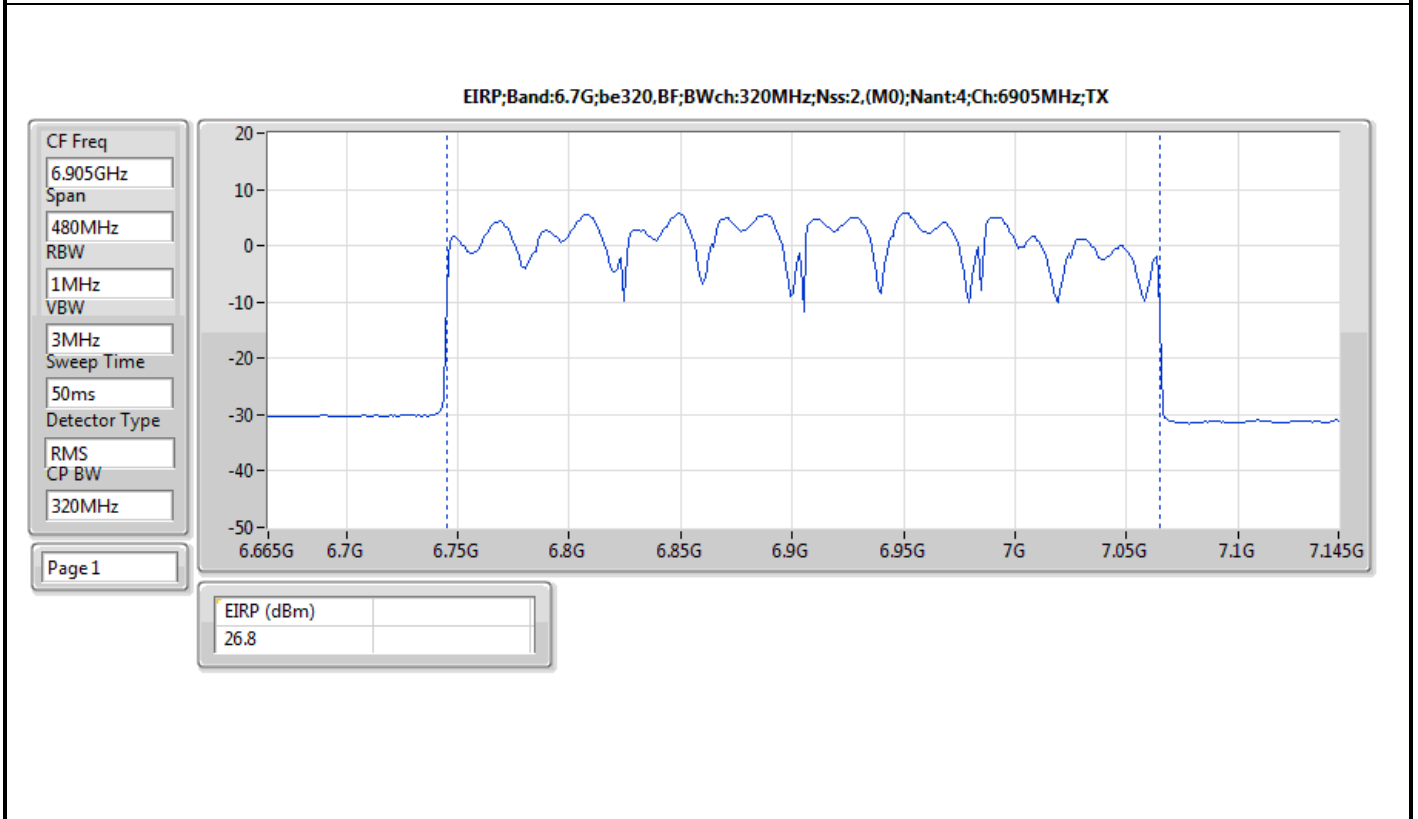
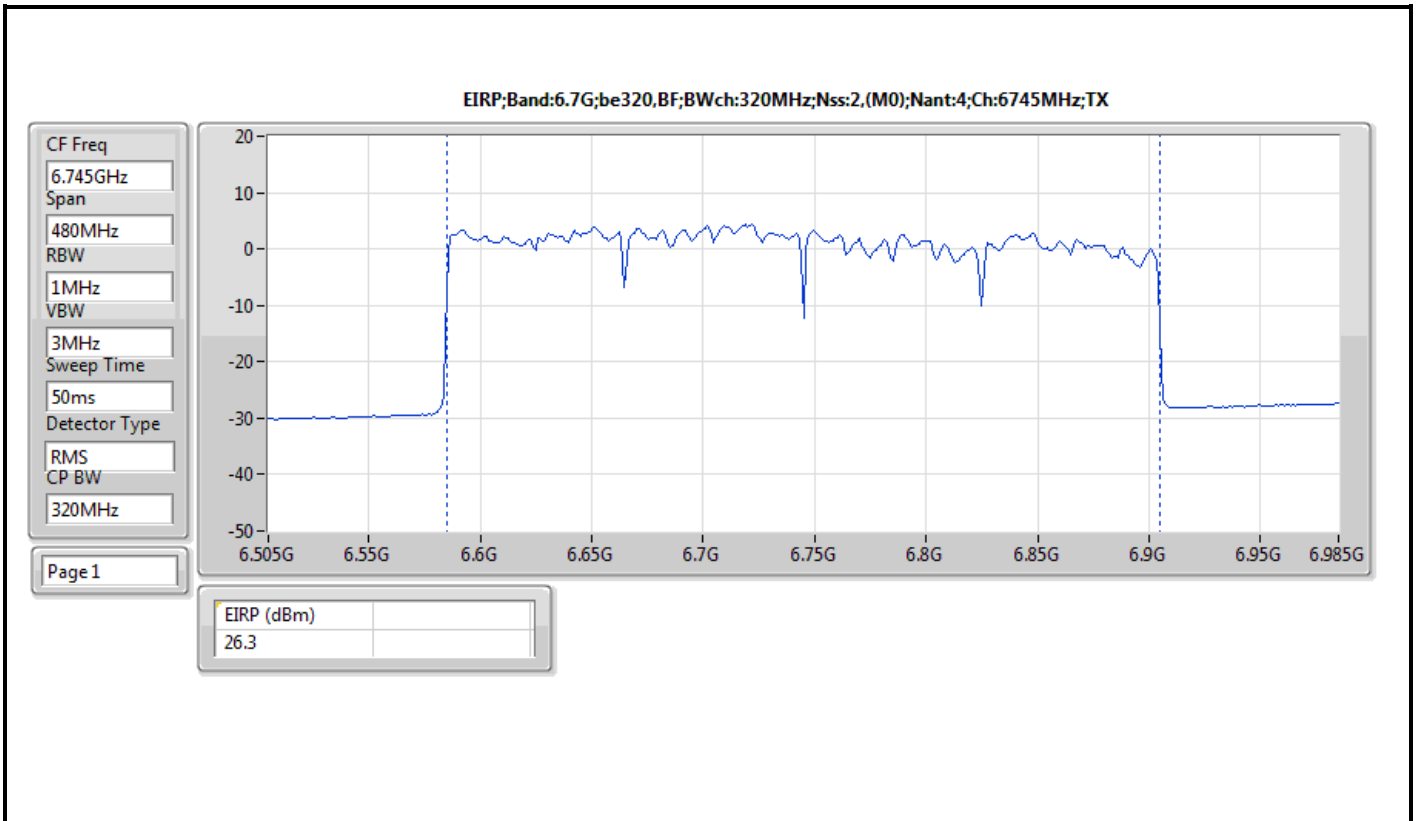














Summary

Mode	EIRP PD (dBm/RBW)
5.925-6.425GHz	-
802.11be EHT40-BF_Nss1,(MCS0)_4TX	4.44

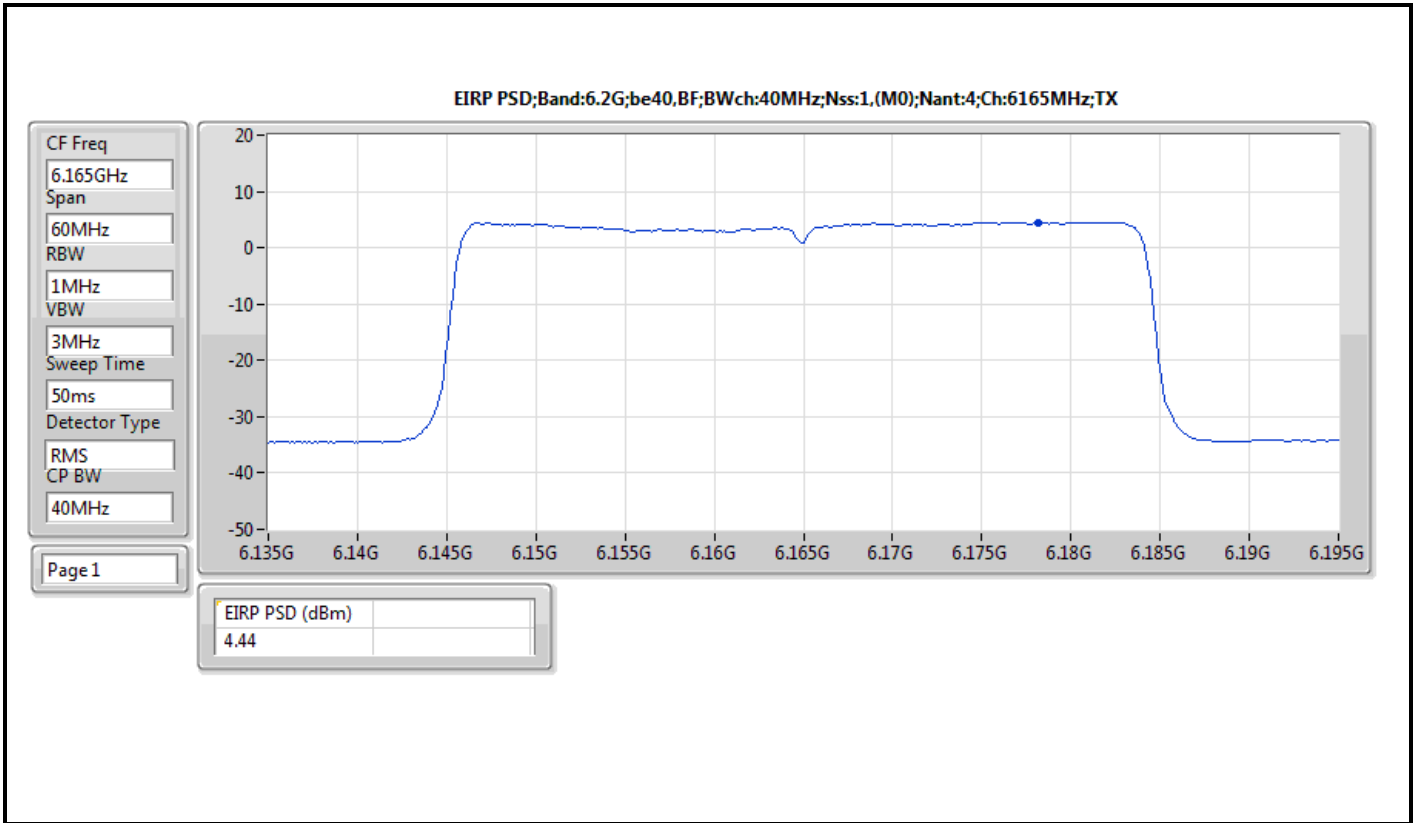
RBW = 500kHz for 5.725-5.85GHz band / 1MHz for other band;



Result

Mode	Result	EIRP PD (dBm/RBW)	EIRP PD Limit (dBm/RBW)
802.11be EHT40-BF_Nss1,(MCS0)_4TX	-	-	-
6165MHz	Pass	4.44	5.00

DG = Directional Gain; RBW = 500kHz for 5.725-5.85GHz band / 1MHz for other band;  
PD = trace bin-by-bin of each transmits port summing can be performed maximum power density; Port X = Port X Power Density;





Summary

Mode	EIRP PD (dBm/RBW)
5.925-6.425GHz	-
802.11be EHT320-BF_Nss1,(MCS0)_4TX	4.86
6.425-6.525GHz	-
802.11be EHT320-BF_Nss1,(MCS0)_4TX	4.95
6.525-6.875GHz	-
802.11be EHT320-BF_Nss1,(MCS0)_4TX	4.95

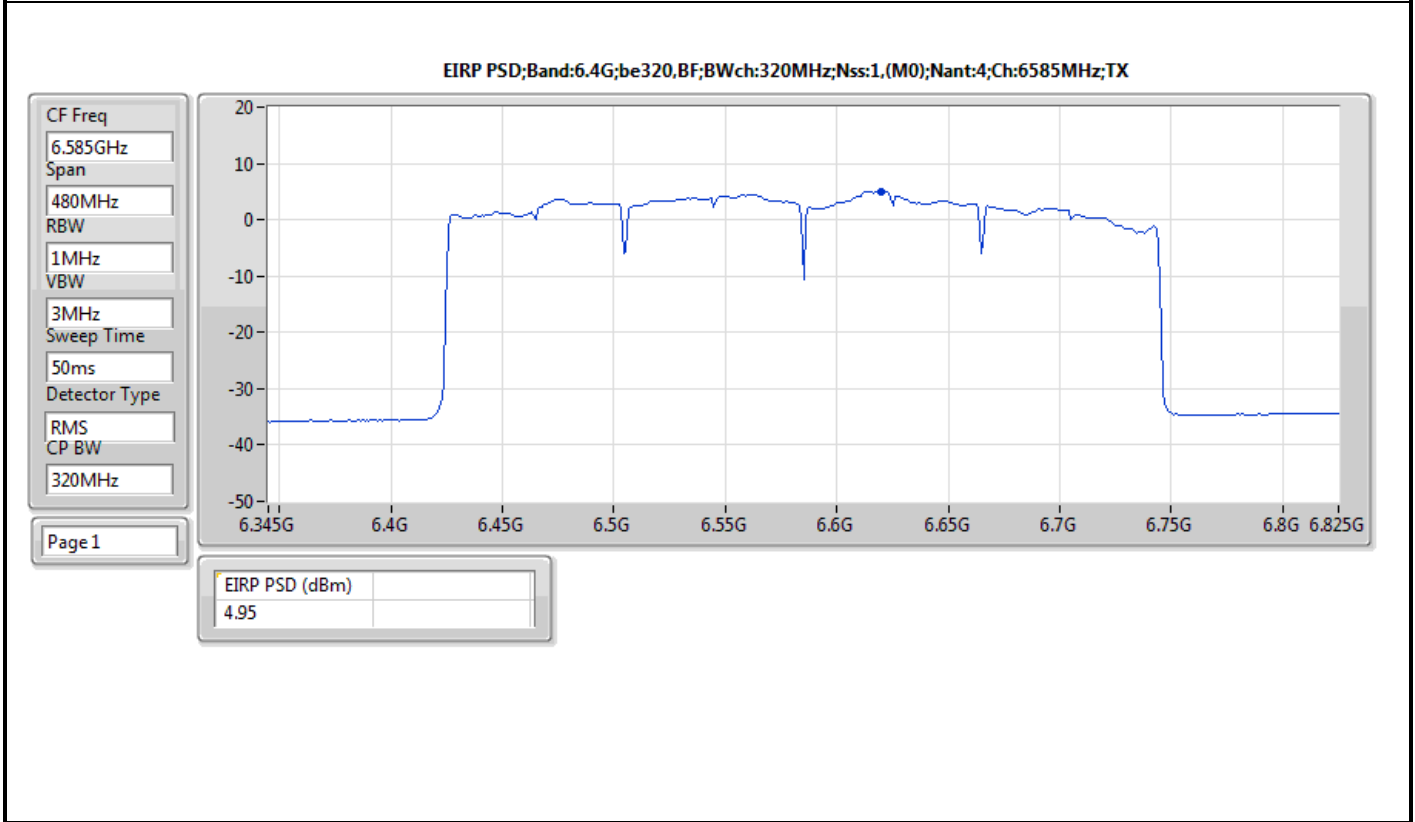
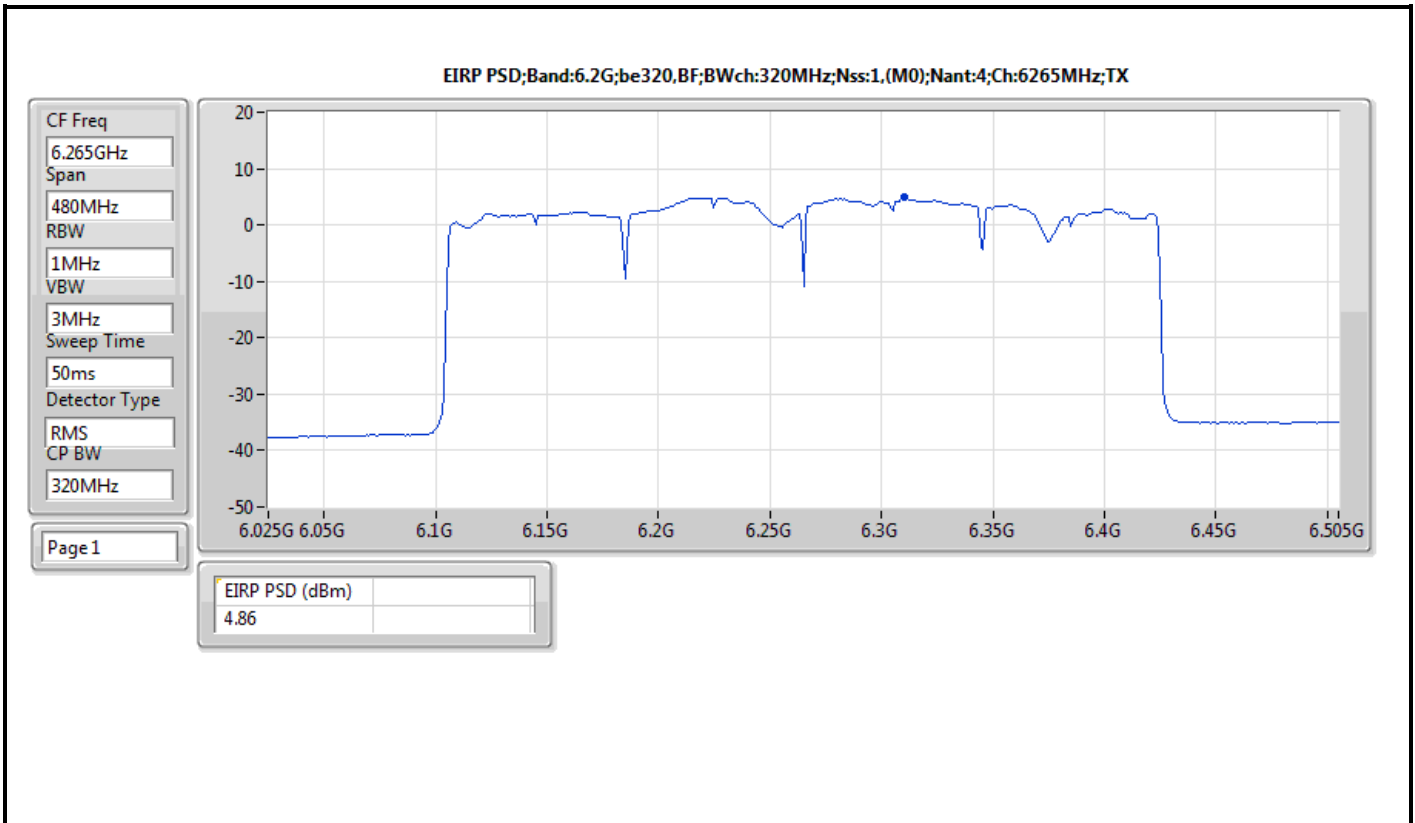
RBW = 500kHz for 5.725-5.85GHz band / 1MHz for other band:



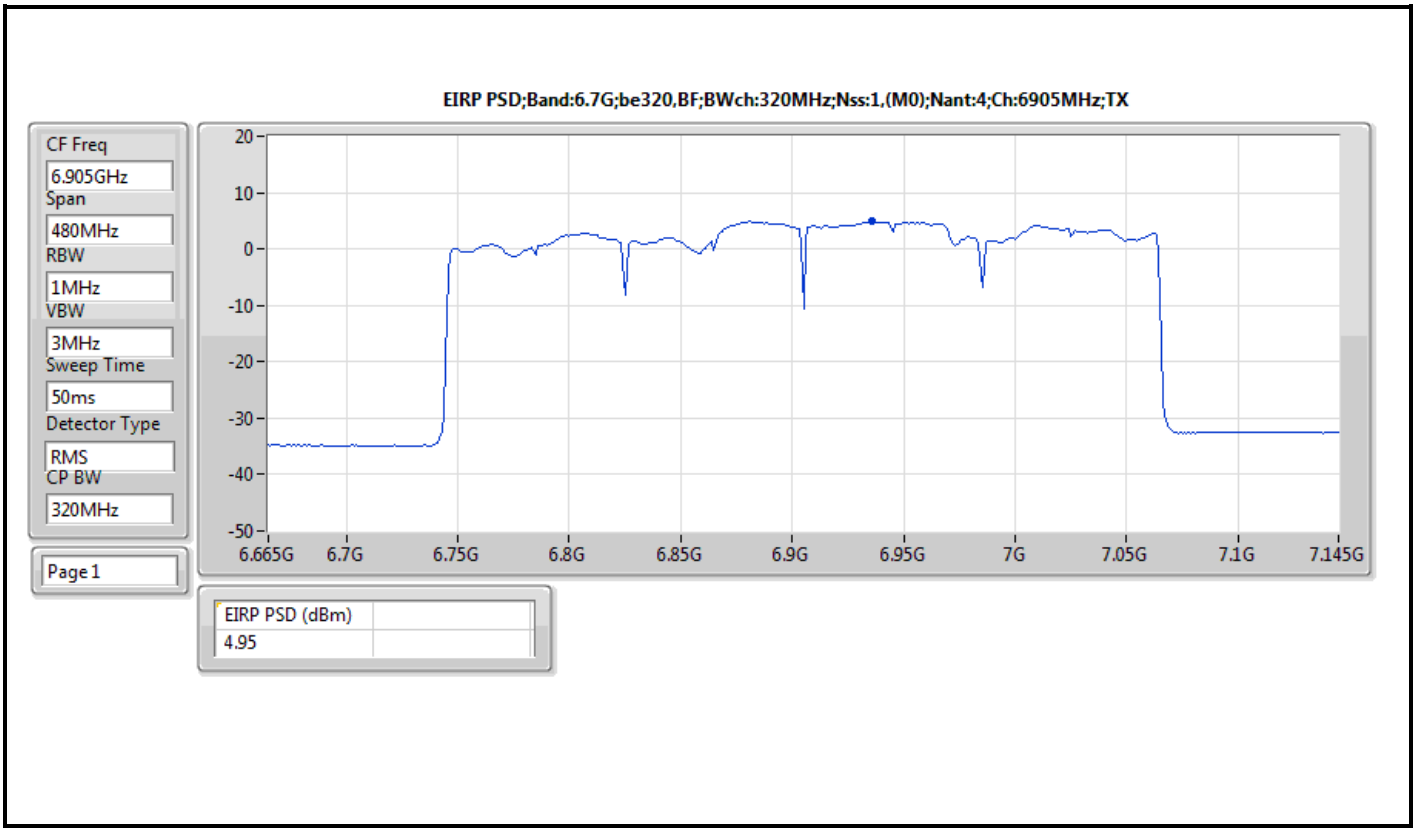
Result

Mode	Result	EIRP PD (dBm/RBW)	EIRP PD Limit (dBm/RBW)
802.11be EHT320-BF_Nss1,(MCS0)_4TX	-	-	-
6265MHz	Pass	4.86	5.00
6585MHz	Pass	4.95	5.00
6905MHz	Pass	4.95	5.00

DG = Directional Gain; RBW = 500kHz for 5.725-5.85GHz band / 1MHz for other band;  
PD = trace bin-by-bin of each transmits port summing can be performed maximum power density; Port X = Port X Power Density;







Summary

Mode	EIRP PD (dBm/RBW)
5.925-6.425GHz	-
802.11be EHT20-BF_Nss2,(MCS0)_4TX	4.93
802.11be EHT40-BF_Nss2,(MCS0)_4TX	4.99
802.11be EHT80-BF_Nss2,(MCS0)_4TX	4.96
802.11be EHT160-BF_Nss2,(MCS0)_4TX	4.96
802.11be EHT320-BF_Nss2,(MCS0)_4TX	4.93
6.425-6.525GHz	-
802.11be EHT20-BF_Nss2,(MCS0)_4TX	4.91
802.11be EHT40-BF_Nss2,(MCS0)_4TX	4.98
802.11be EHT80-BF_Nss2,(MCS0)_4TX	4.96
802.11be EHT160-BF_Nss2,(MCS0)_4TX	4.95
802.11be EHT320-BF_Nss2,(MCS0)_4TX	4.93
6.525-6.875GHz	-
802.11be EHT20-BF_Nss2,(MCS0)_4TX	4.82
802.11be EHT40-BF_Nss2,(MCS0)_4TX	4.87
802.11be EHT80-BF_Nss2,(MCS0)_4TX	4.95
802.11be EHT160-BF_Nss2,(MCS0)_4TX	4.96
802.11be EHT320-BF_Nss2,(MCS0)_4TX	4.85
6.875-7.125GHz	-
802.11be EHT20-BF_Nss2,(MCS0)_4TX	4.93
802.11be EHT40-BF_Nss2,(MCS0)_4TX	4.93
802.11be EHT80-BF_Nss2,(MCS0)_4TX	4.83
802.11be EHT160-BF_Nss2,(MCS0)_4TX	4.72

RBW = 500kHz for 5.725-5.85GHz band / 1MHz for other band;

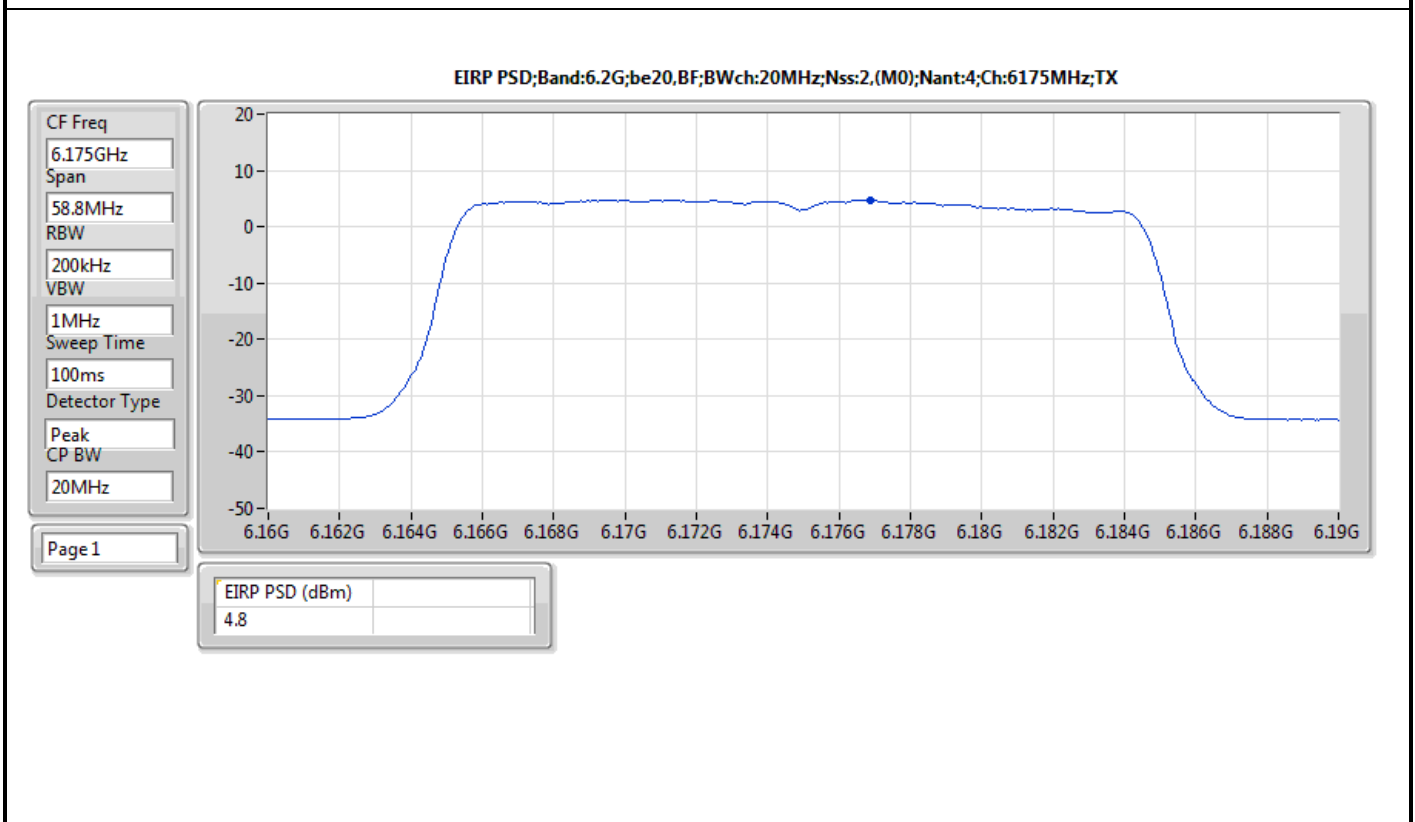
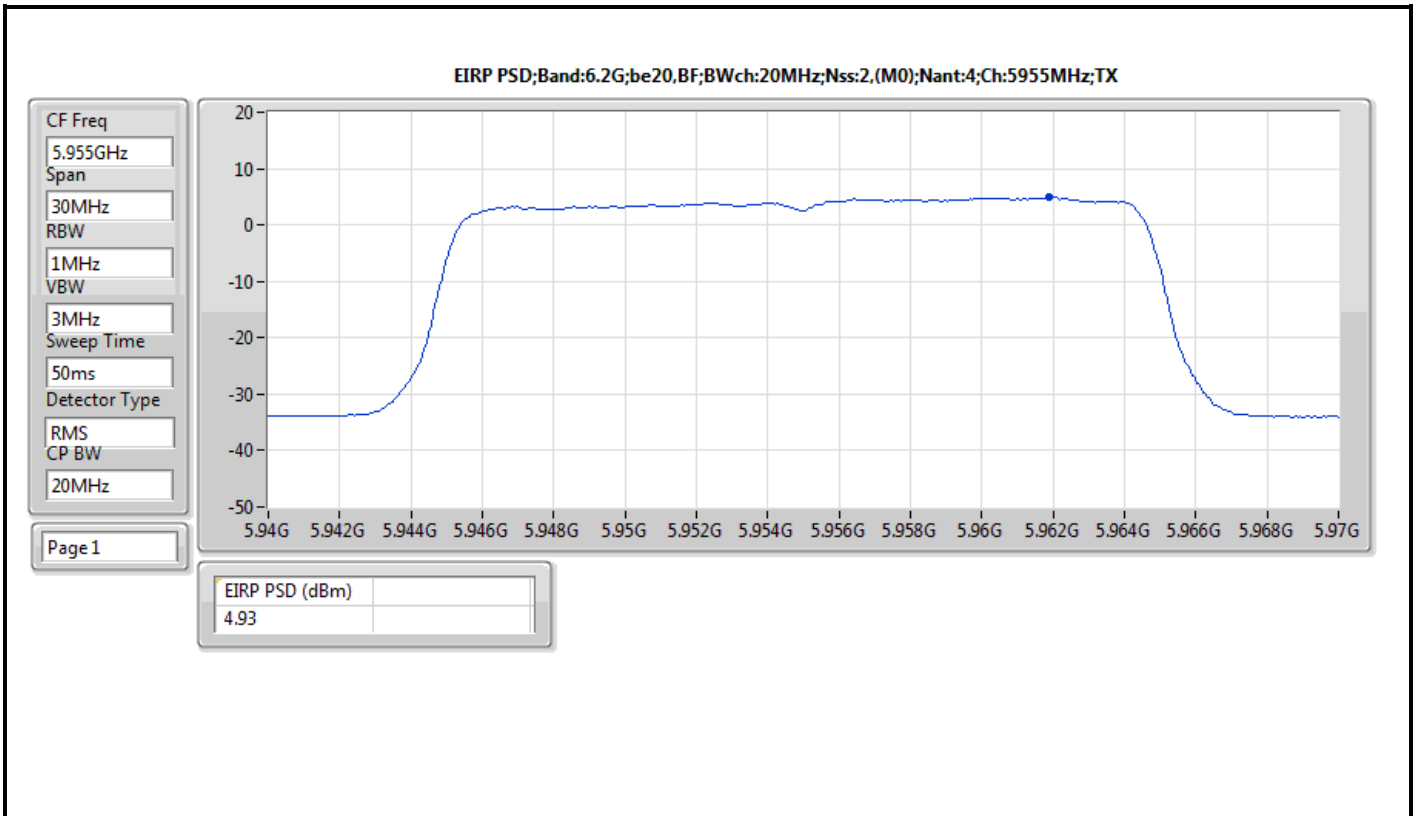
Result

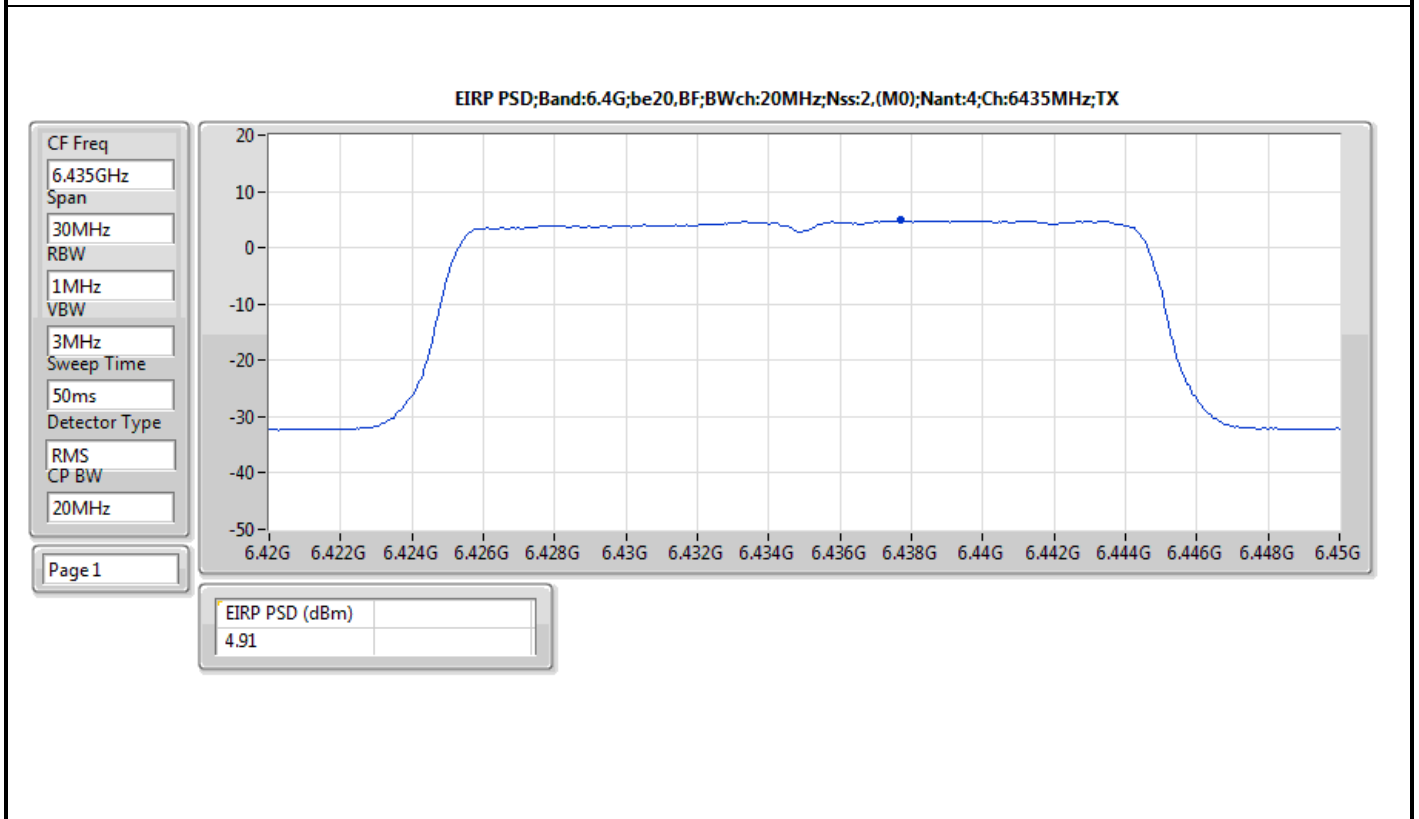
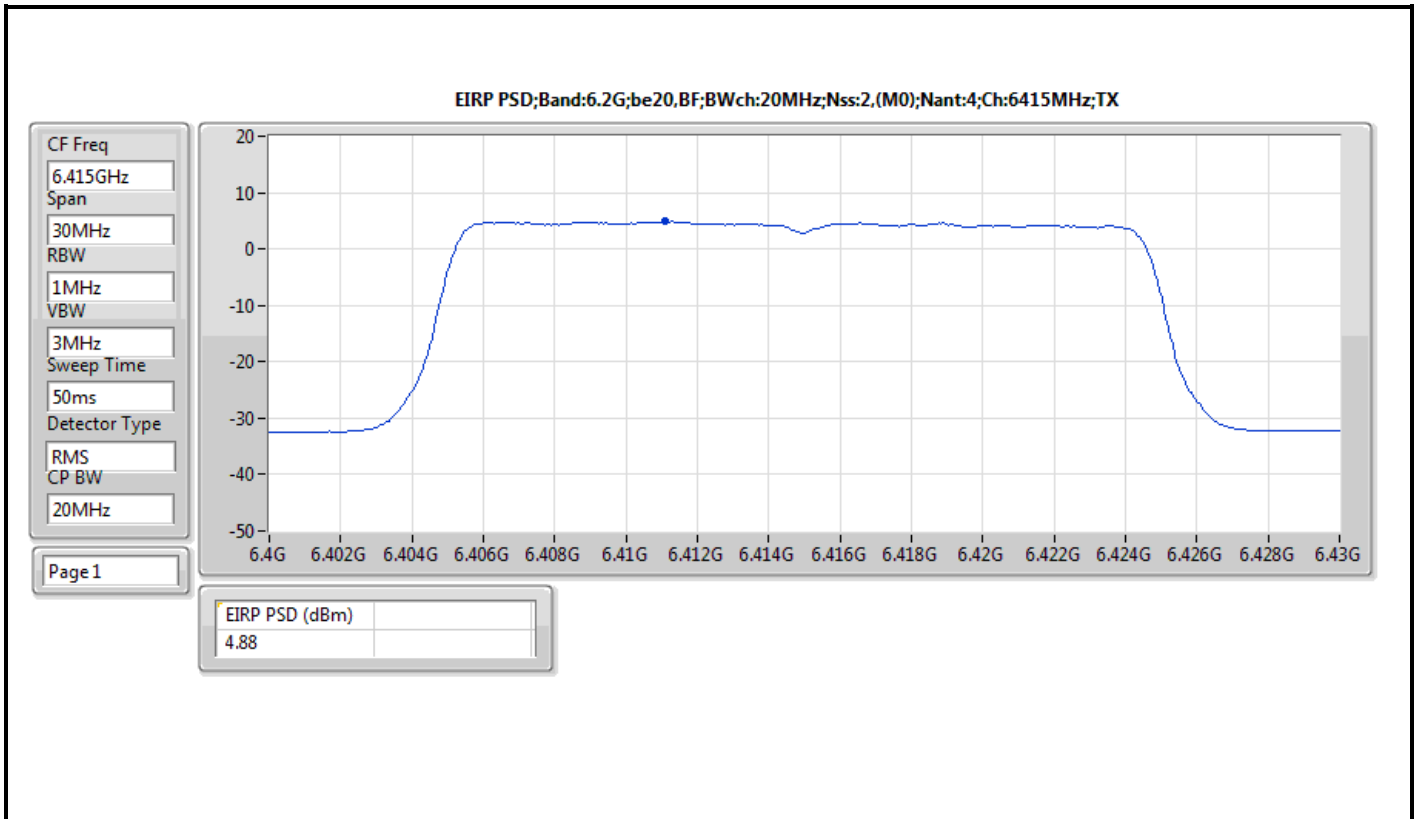
Mode	Result	EIRP PD (dBm/RBW)	EIRP PD Limit (dBm/RBW)
802.11be EHT20-BF_Nss2,(MCS0)_4TX	-	-	-
5955MHz	Pass	4.93	5.00
6175MHz	Pass	4.80	5.00
6415MHz	Pass	4.88	5.00
6435MHz	Pass	4.91	5.00
6475MHz	Pass	4.61	5.00
6515MHz	Pass	4.85	5.00
6535MHz	Pass	4.75	5.00
6695MHz	Pass	4.66	5.00
6855MHz	Pass	4.82	5.00
6875MHz Straddle 6.525-6.875GHz	Pass	4.78	5.00
6895MHz	Pass	4.72	5.00
6995MHz	Pass	4.90	5.00
7095MHz	Pass	4.93	5.00
802.11be EHT40-BF_Nss2,(MCS0)_4TX	-	-	-
5965MHz	Pass	4.99	5.00
6165MHz	Pass	4.96	5.00
6405MHz	Pass	4.92	5.00
6445MHz	Pass	4.94	5.00
6485MHz	Pass	4.91	5.00
6525MHz Straddle 6.425-6.525GHz	Pass	4.98	5.00
6565MHz	Pass	4.85	5.00
6685MHz	Pass	4.87	5.00
6845MHz	Pass	4.62	5.00
6885MHz Straddle 6.525-6.875GHz	Pass	4.86	5.00
6925MHz	Pass	4.72	5.00
7005MHz	Pass	4.76	5.00
7085MHz	Pass	4.93	5.00
802.11be EHT80-BF_Nss2,(MCS0)_4TX	-	-	-
5985MHz	Pass	4.86	5.00
6145MHz	Pass	4.96	5.00
6385MHz	Pass	4.90	5.00
6465MHz	Pass	4.95	5.00
6545MHz Straddle 6.425-6.525GHz	Pass	4.96	5.00
6625MHz	Pass	4.95	5.00
6705MHz	Pass	4.82	5.00
6785MHz	Pass	4.85	5.00
6865MHz Straddle 6.525-6.875GHz	Pass	4.85	5.00
6945MHz	Pass	4.83	5.00
7025MHz	Pass	4.79	5.00
802.11be EHT160-BF_Nss2,(MCS0)_4TX	-	-	-
6025MHz	Pass	4.80	5.00
6185MHz	Pass	4.96	5.00
6345MHz	Pass	4.87	5.00
6505MHz Straddle 6.425-6.525GHz	Pass	4.95	5.00
6665MHz	Pass	4.77	5.00
6825MHz Straddle 6.525-6.875GHz	Pass	4.96	5.00
6985MHz	Pass	4.72	5.00

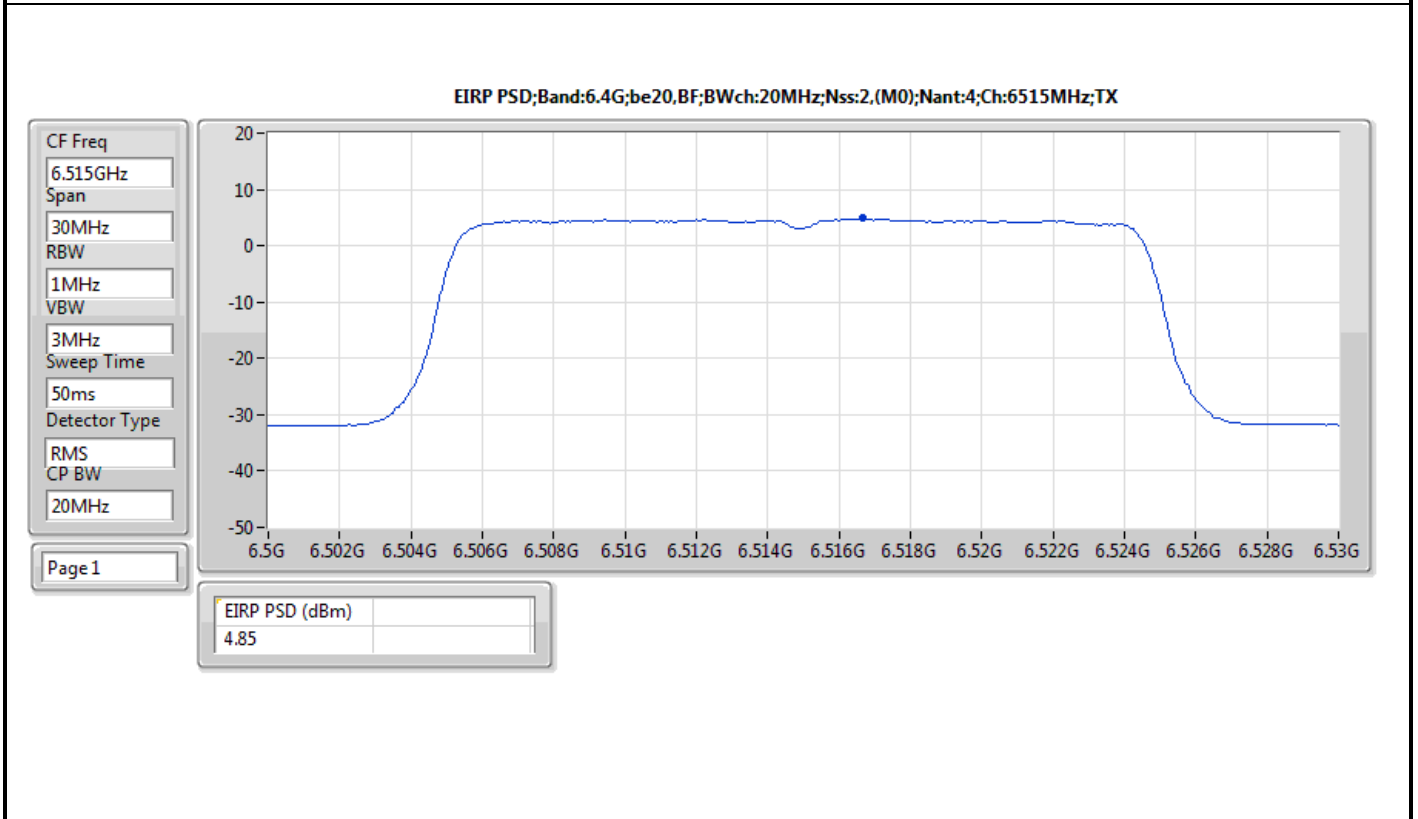
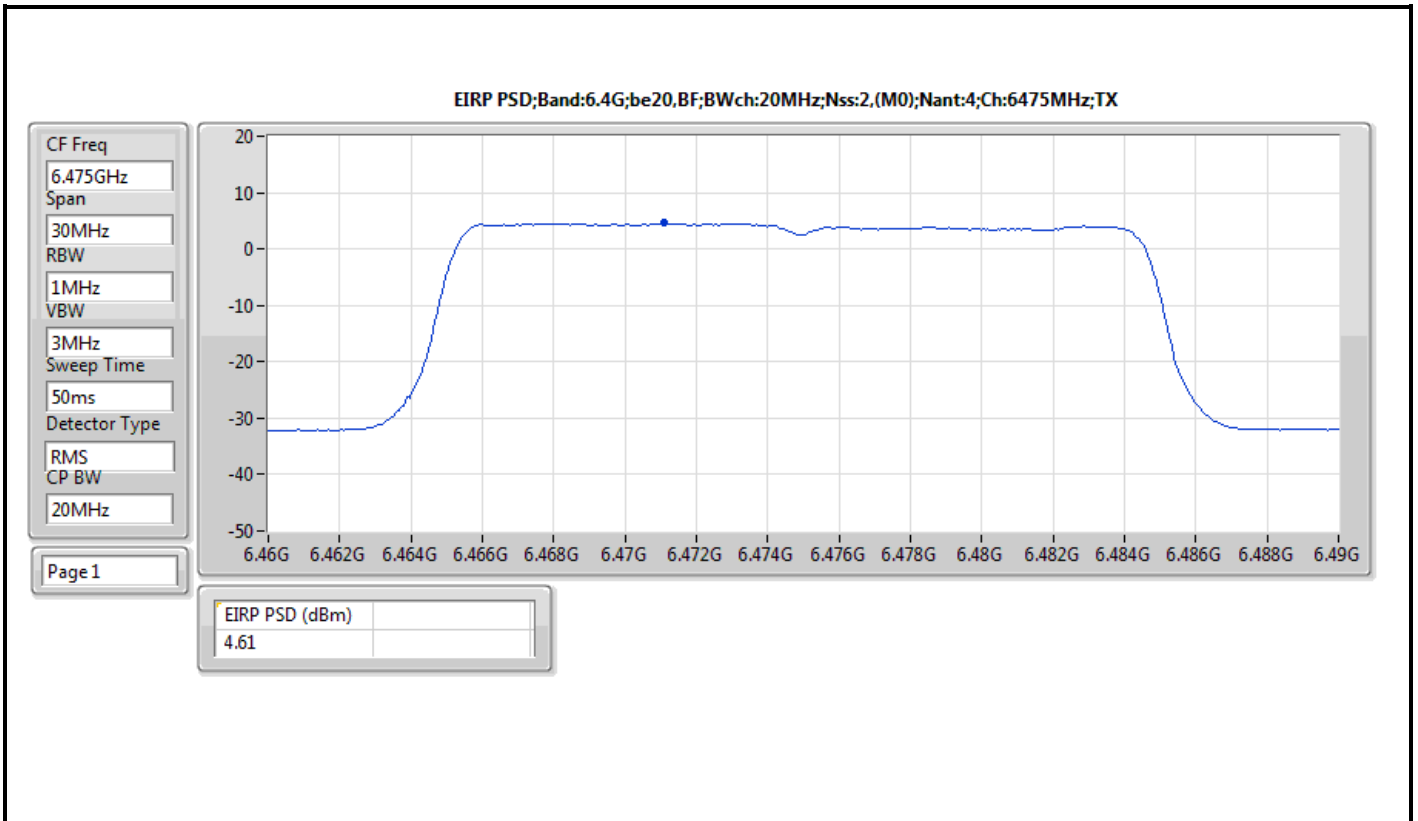


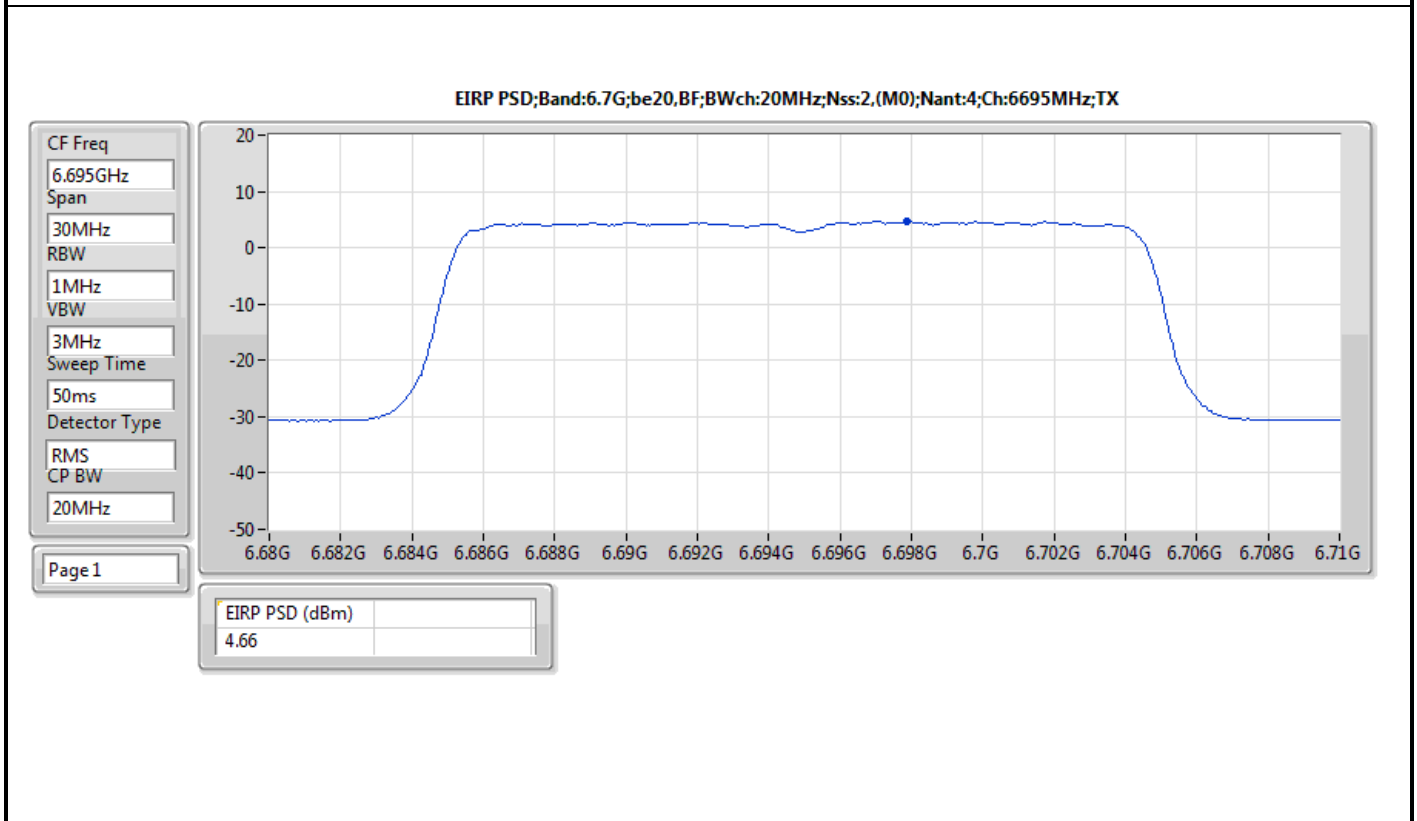
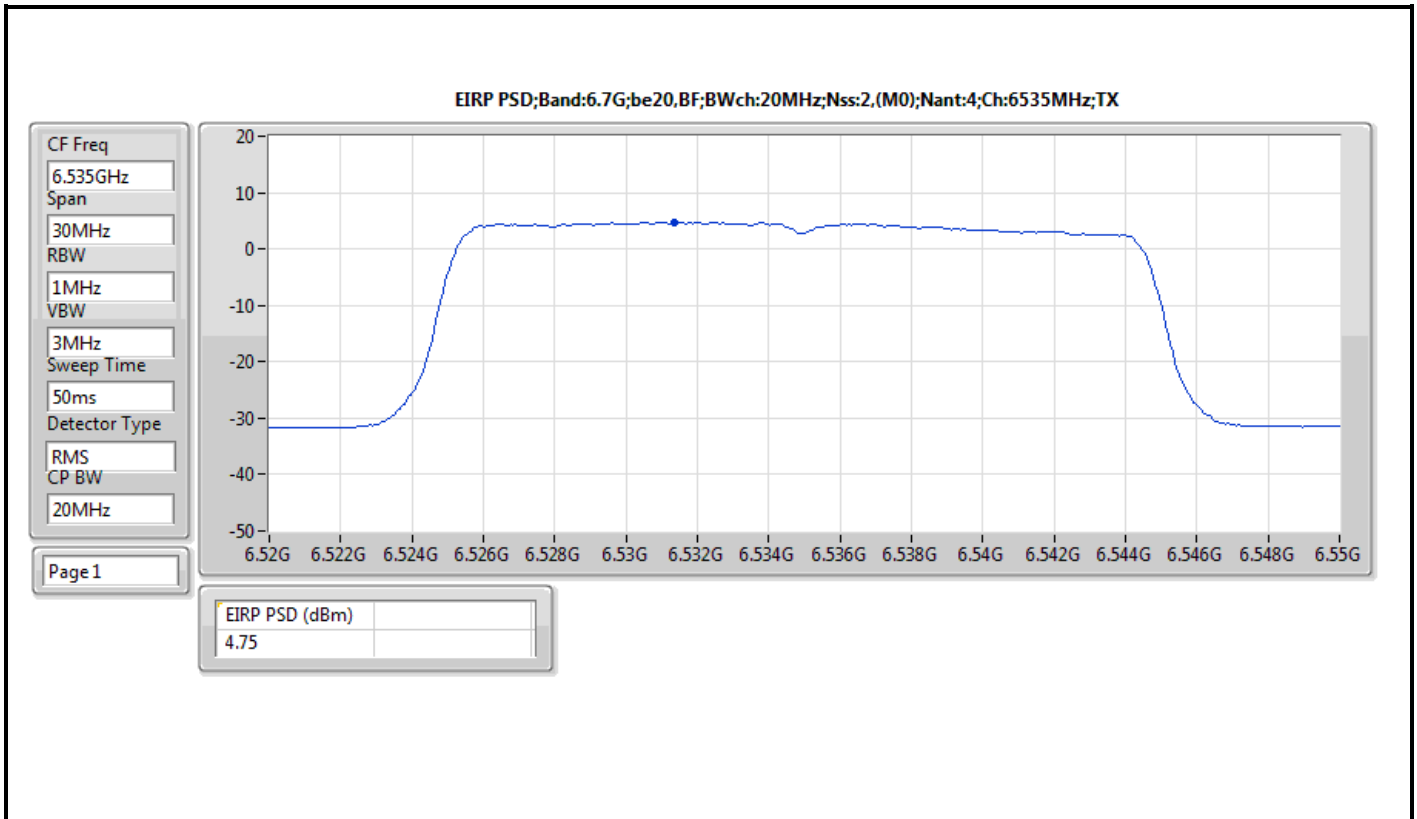
802.11be EHT320-BF_Nss2,(MCS0)_4TX	-	-	-
6105MHz	Pass	4.93	5.00
6265MHz	Pass	4.93	5.00
6425MHz	Pass	4.78	5.00
6585MHz	Pass	4.93	5.00
6745MHz	Pass	4.75	5.00
6905MHz	Pass	4.85	5.00

DG = Directional Gain; RBW = 500kHz for 5.725-5.85GHz band / 1MHz for other band;  
PD = trace bin-by-bin of each transmits port summing can be performed maximum power density; Port X = Port X Power Density;

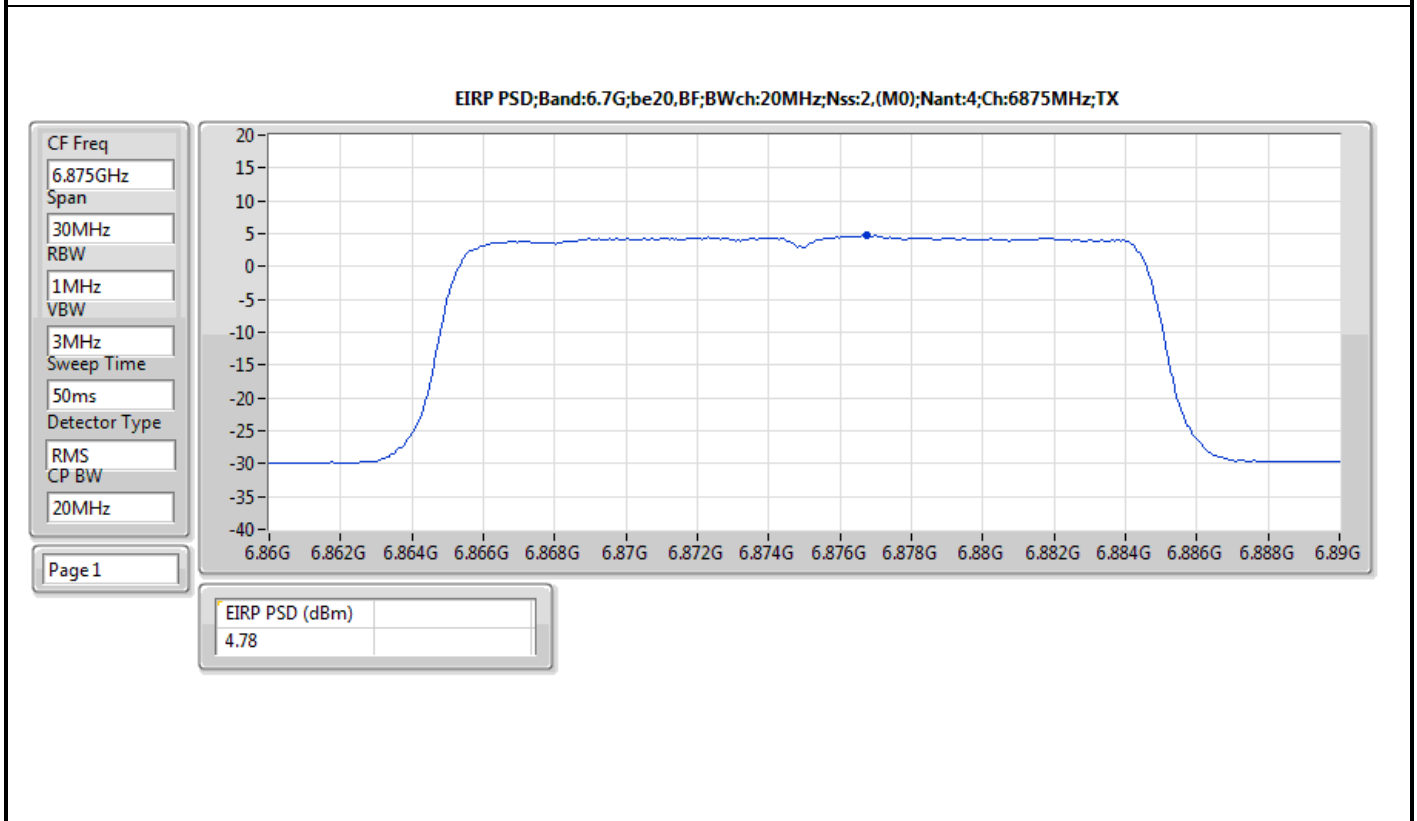
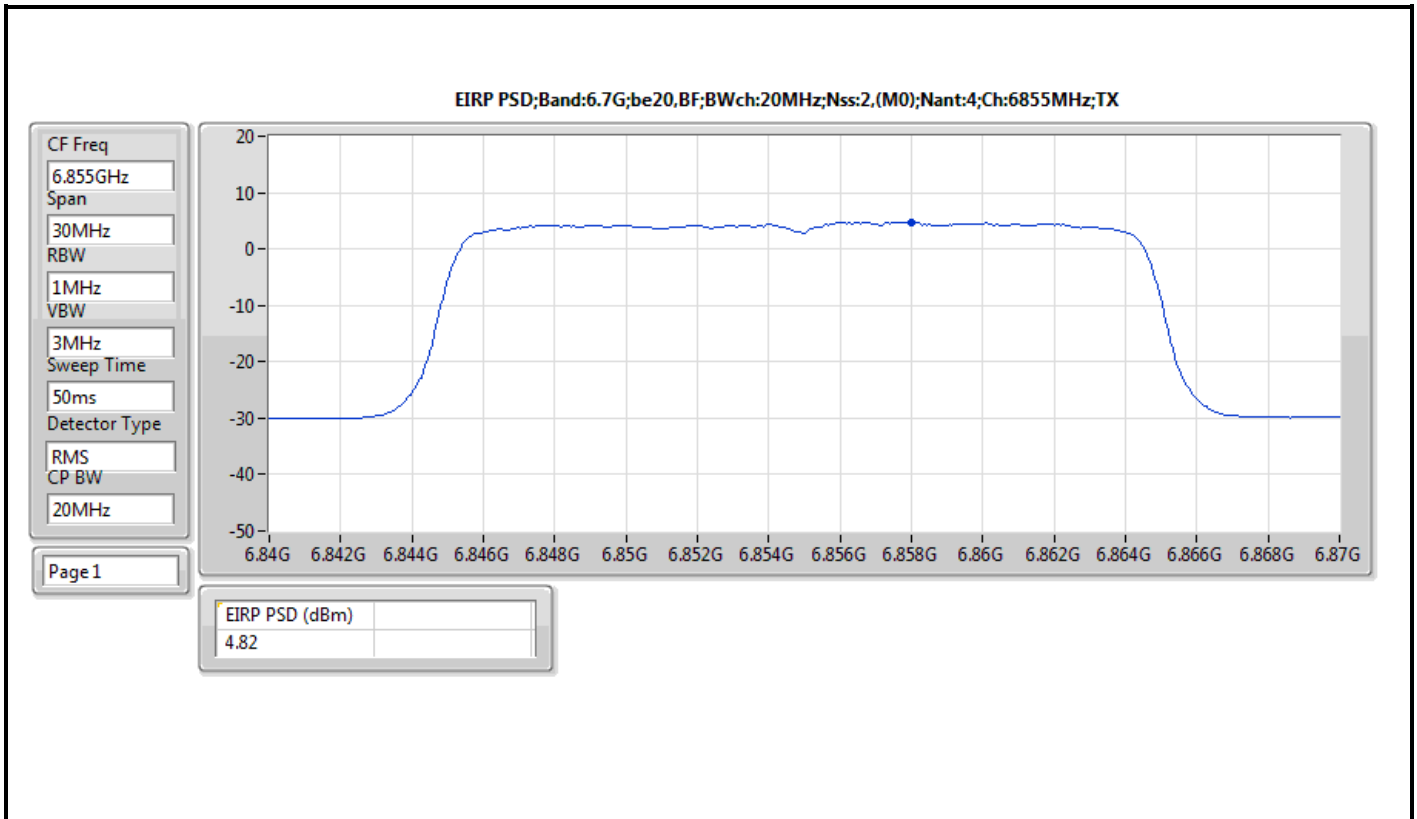


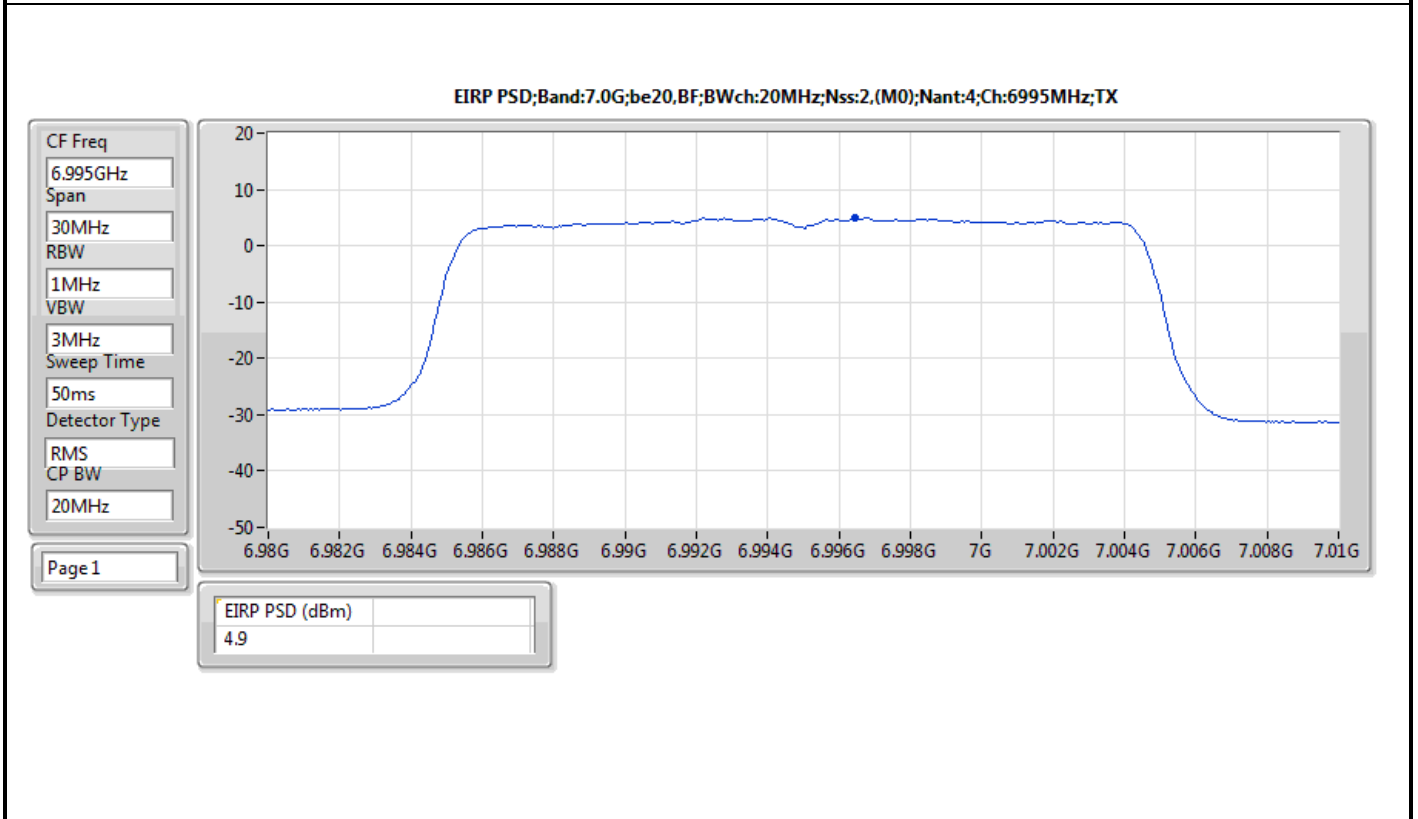
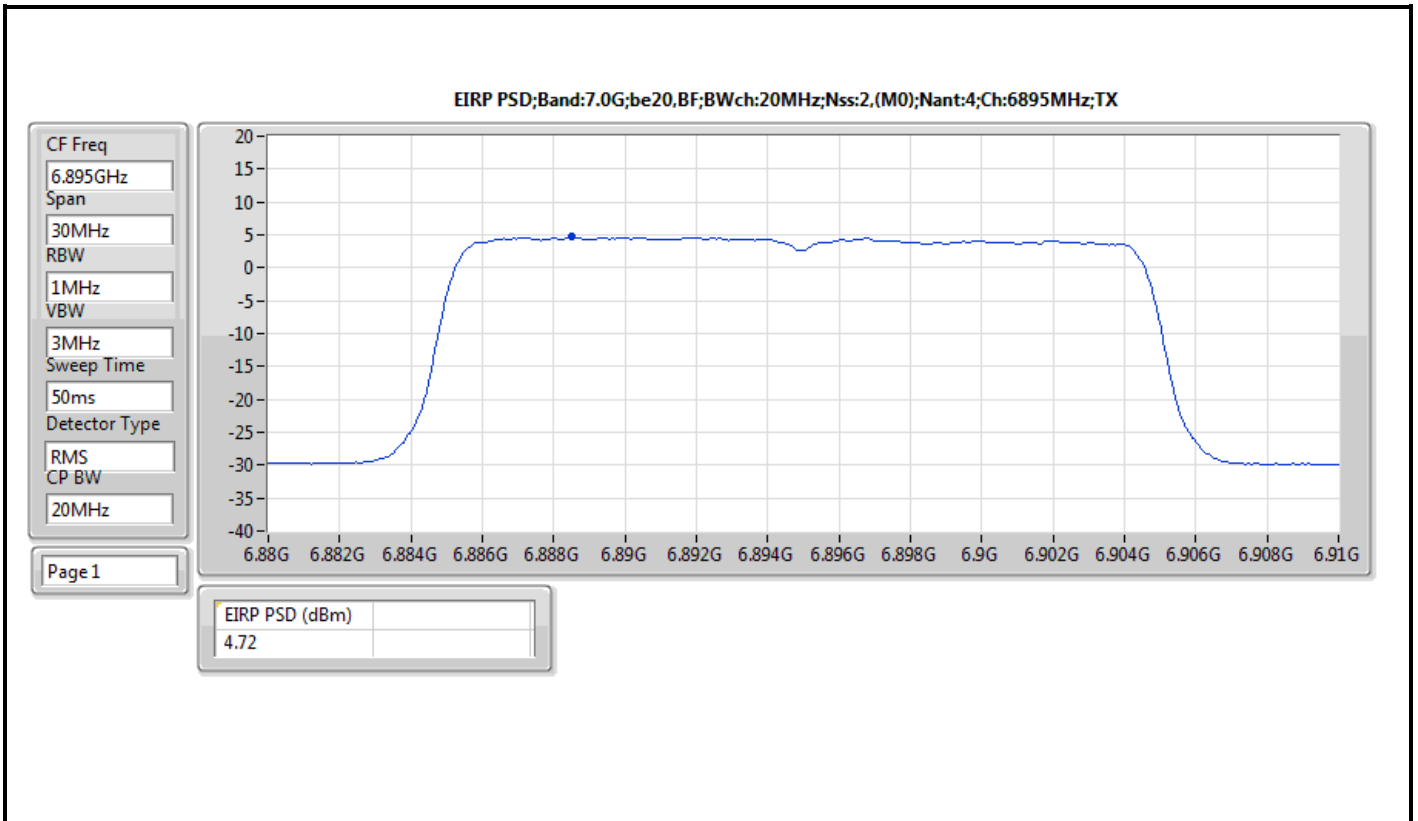


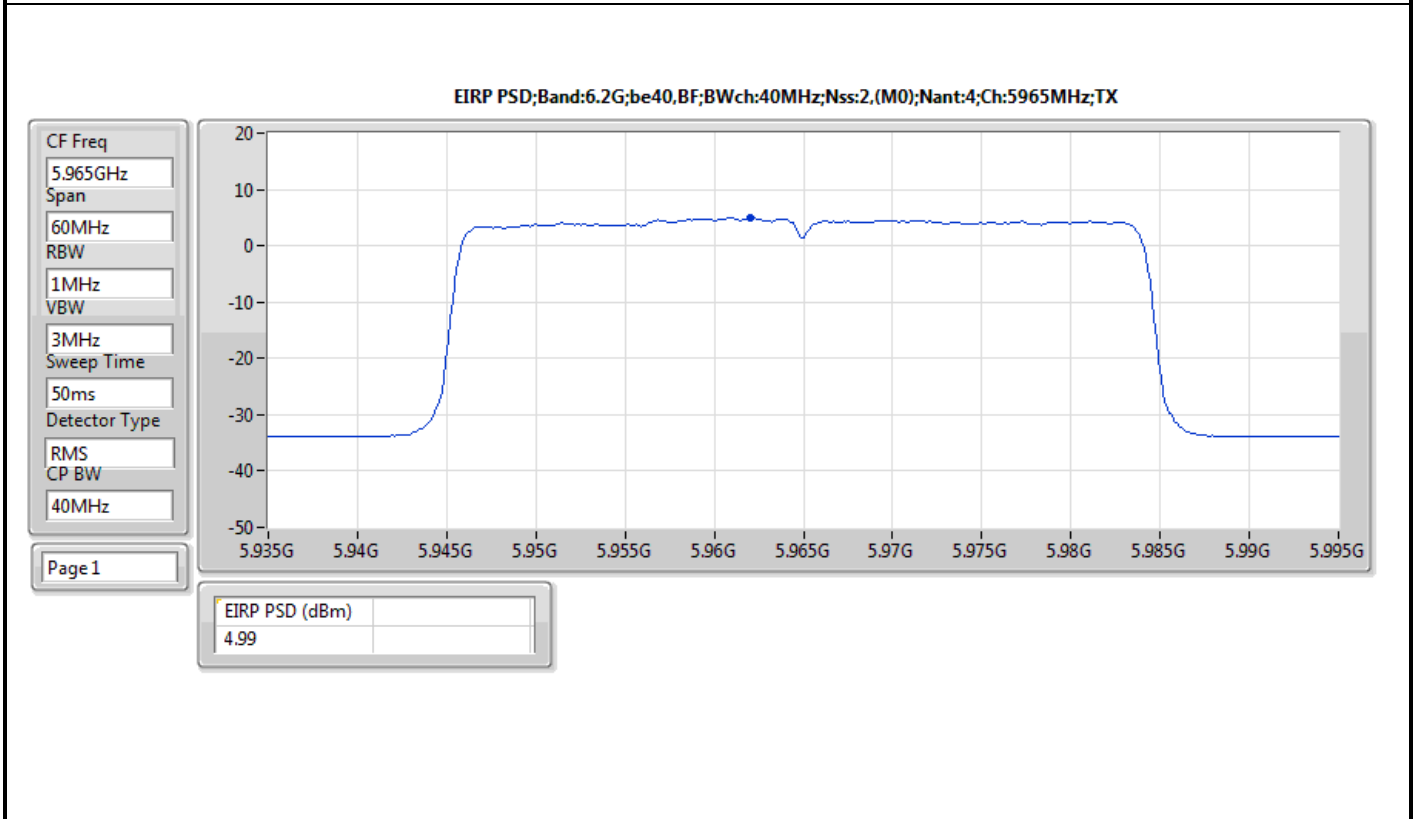
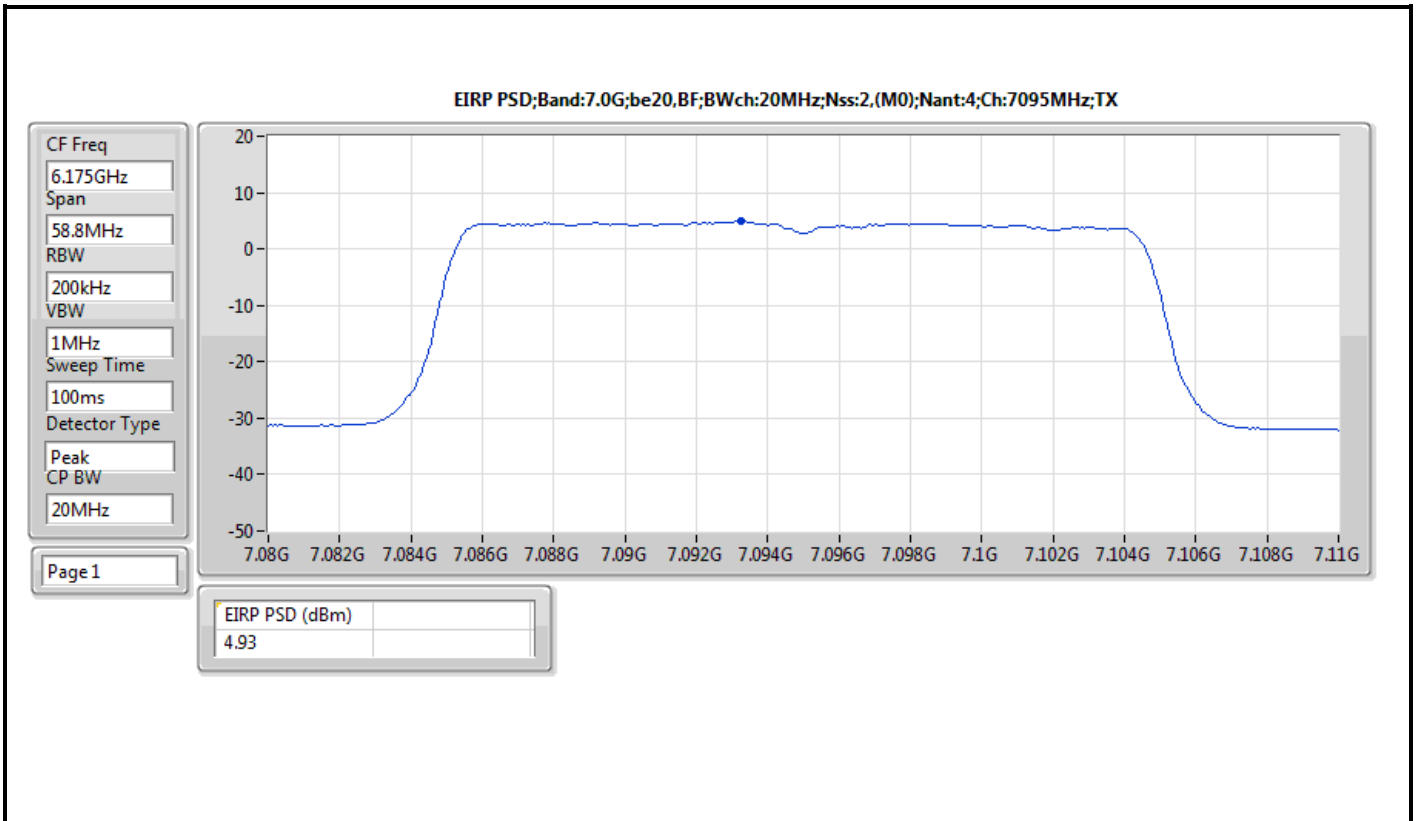


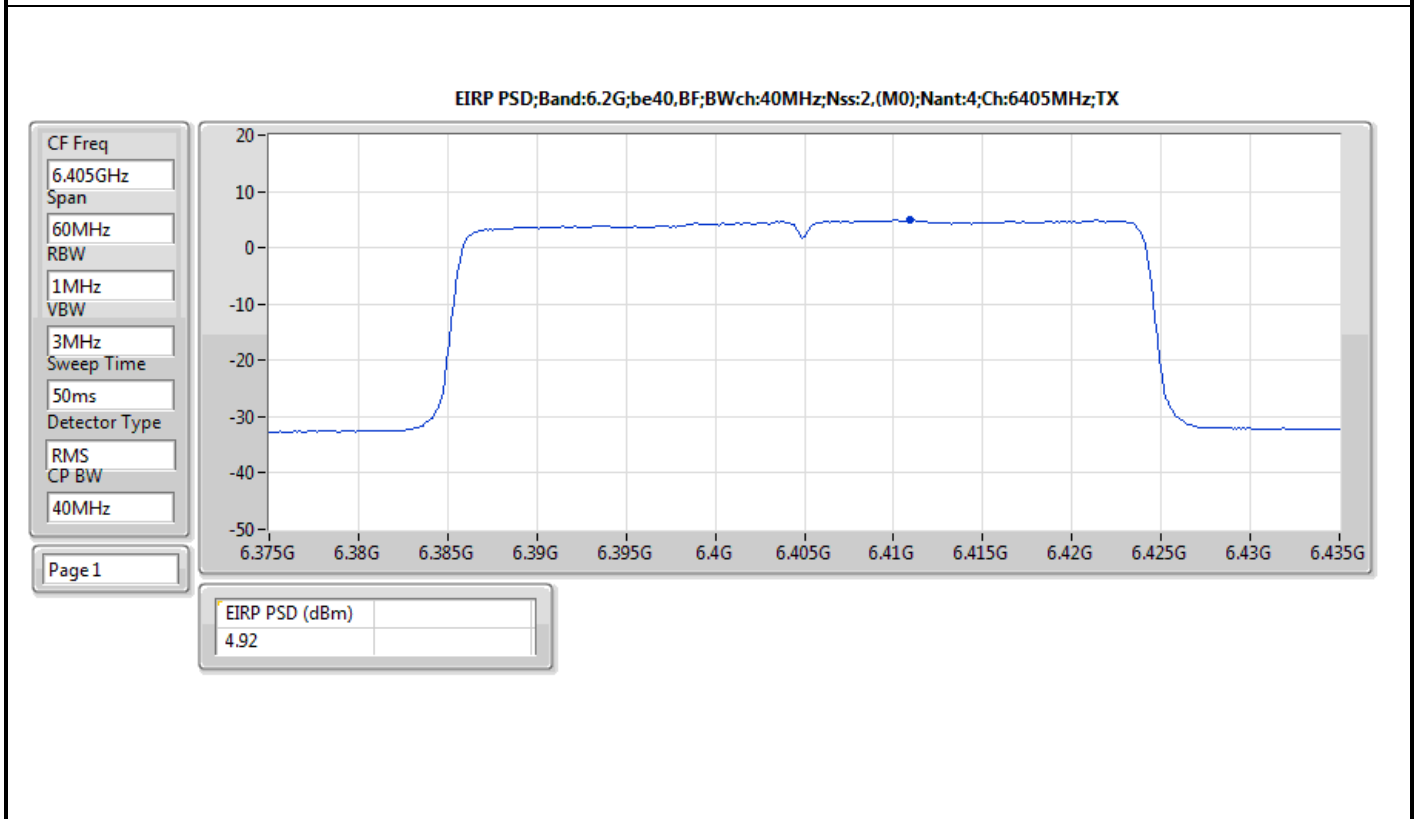
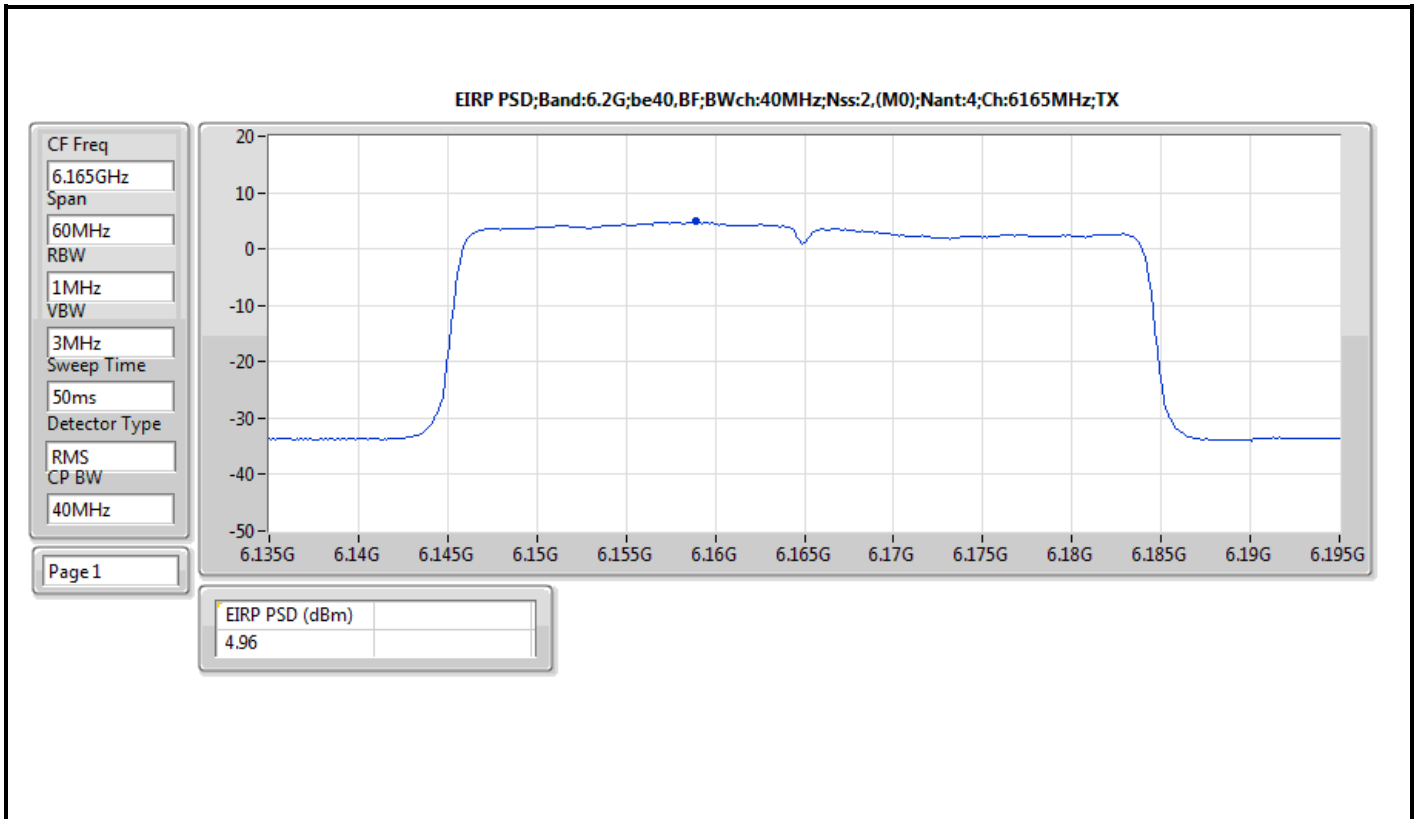


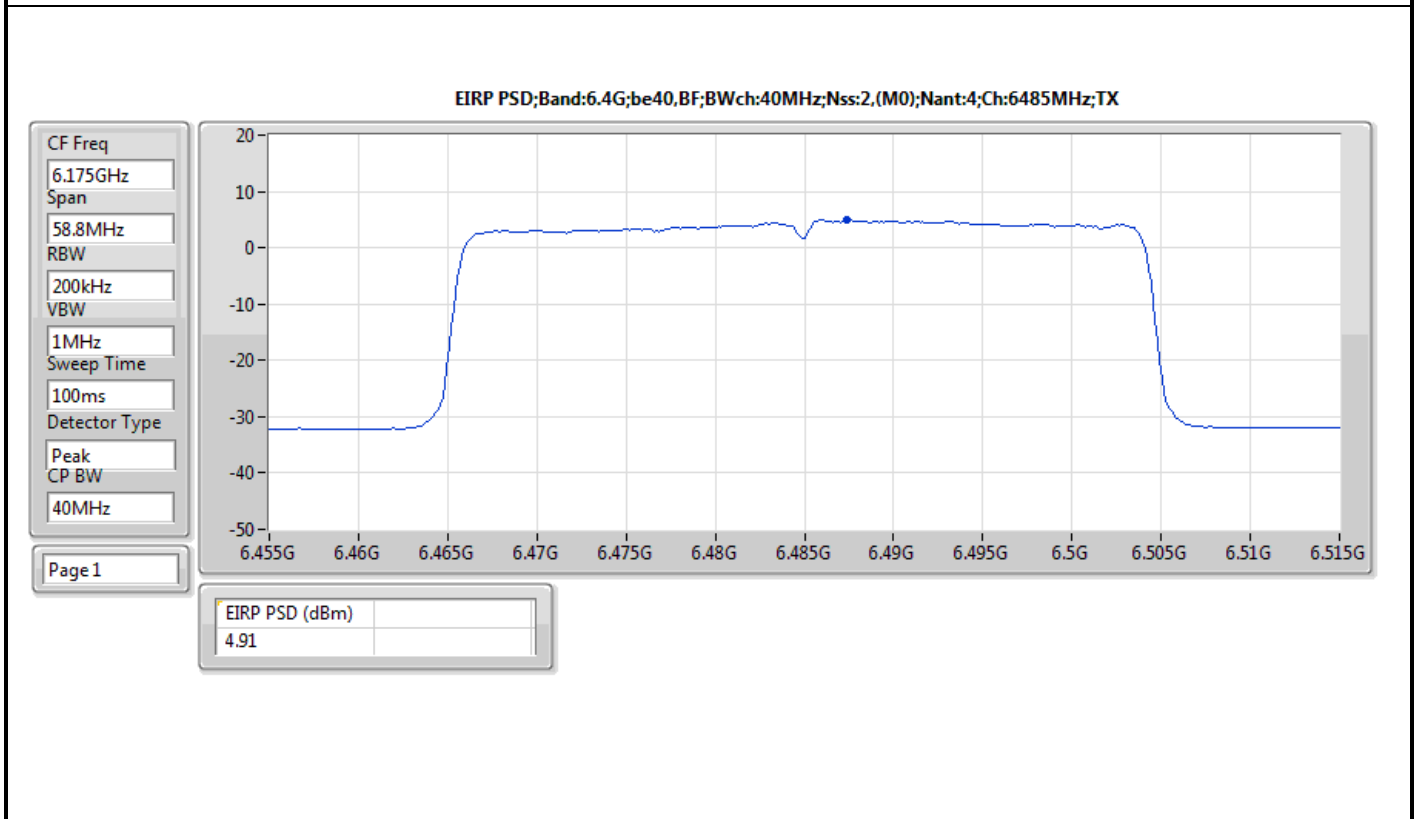
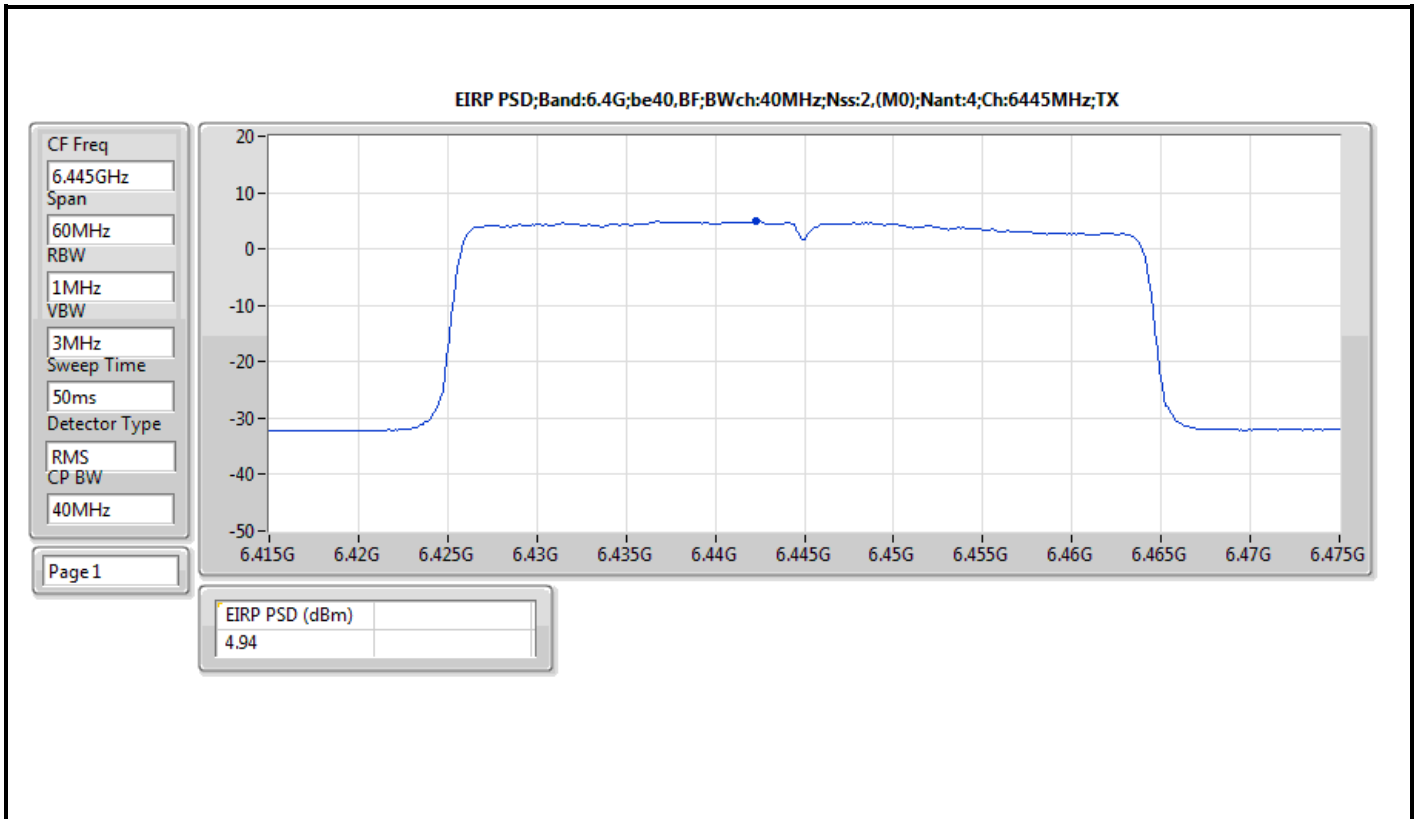


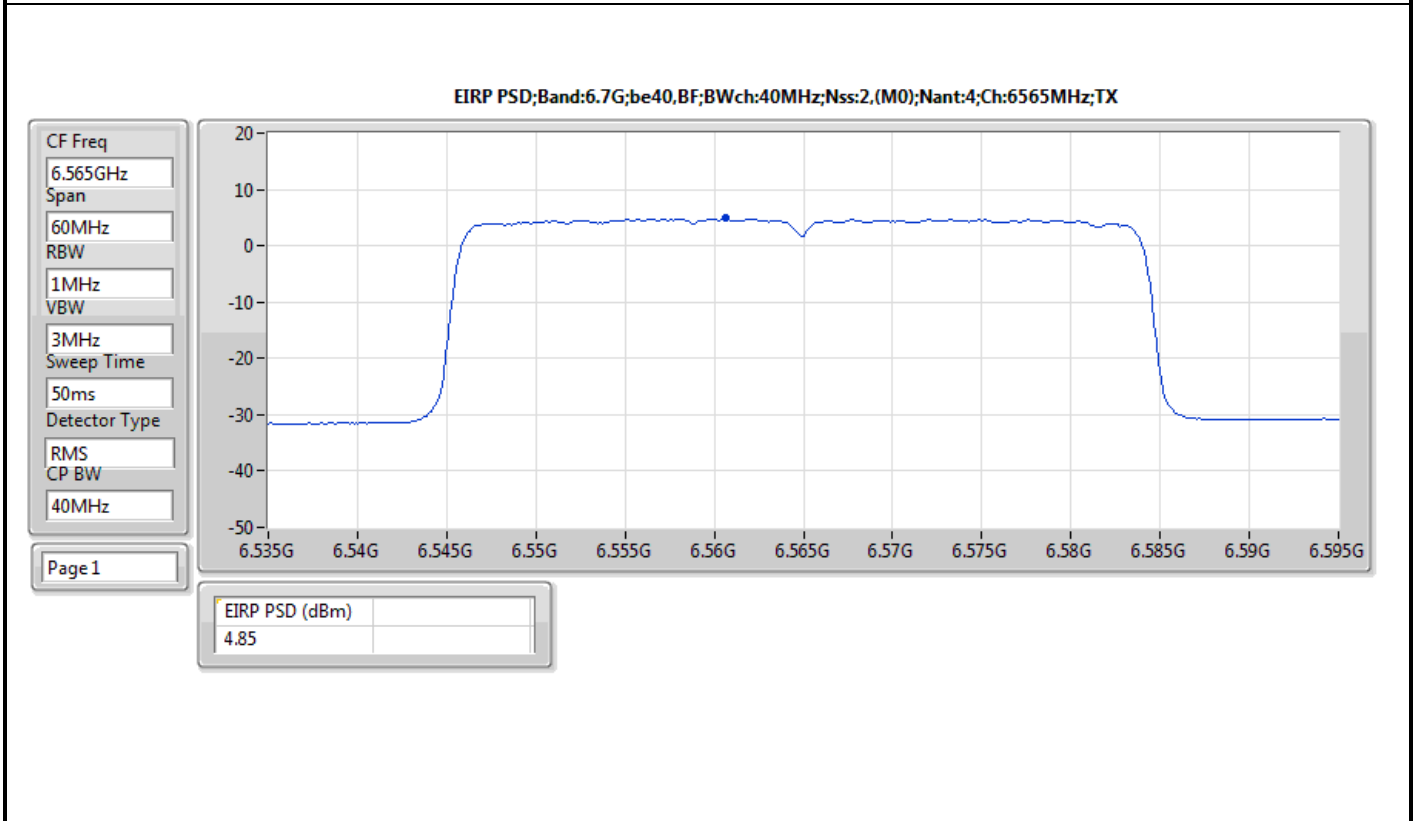
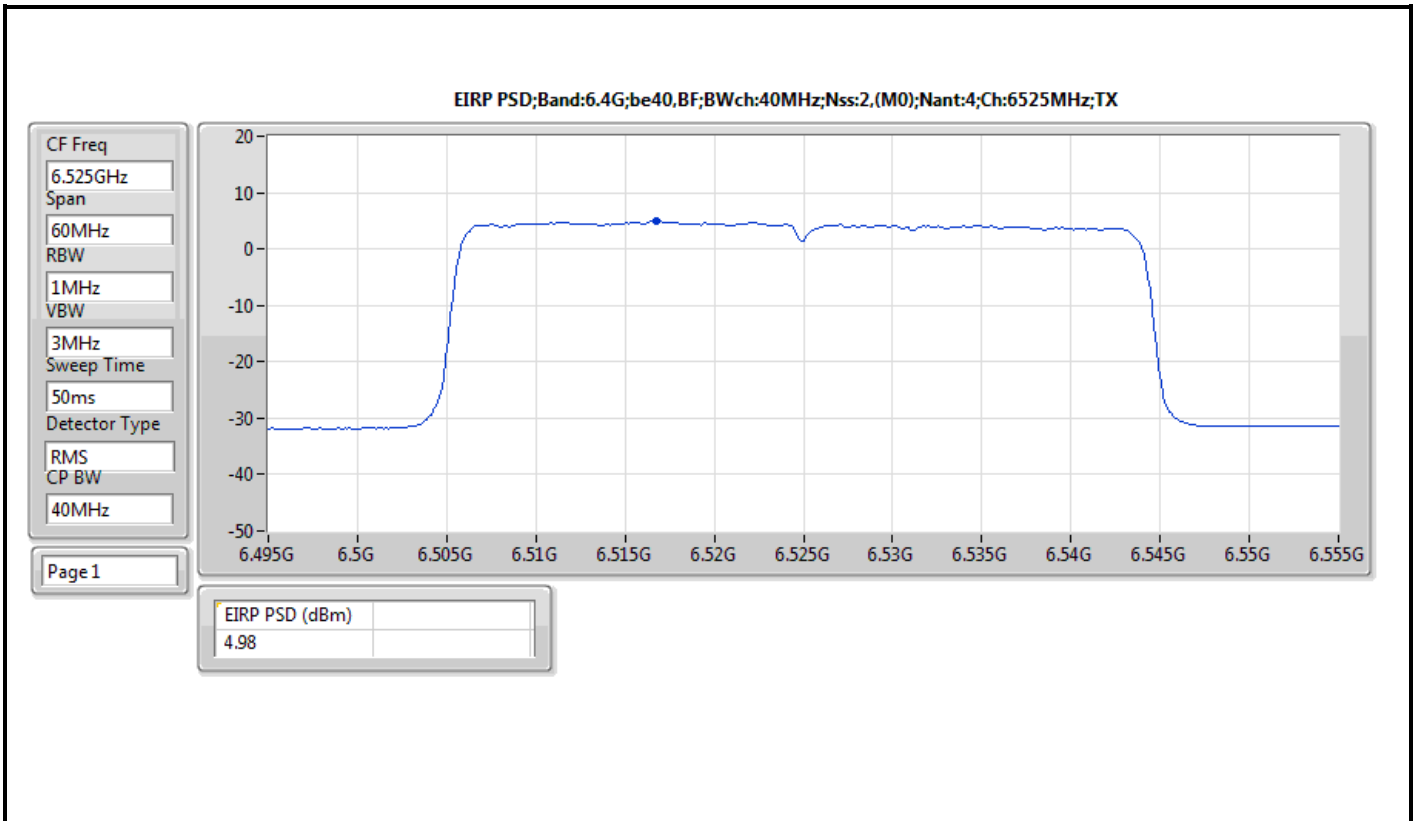


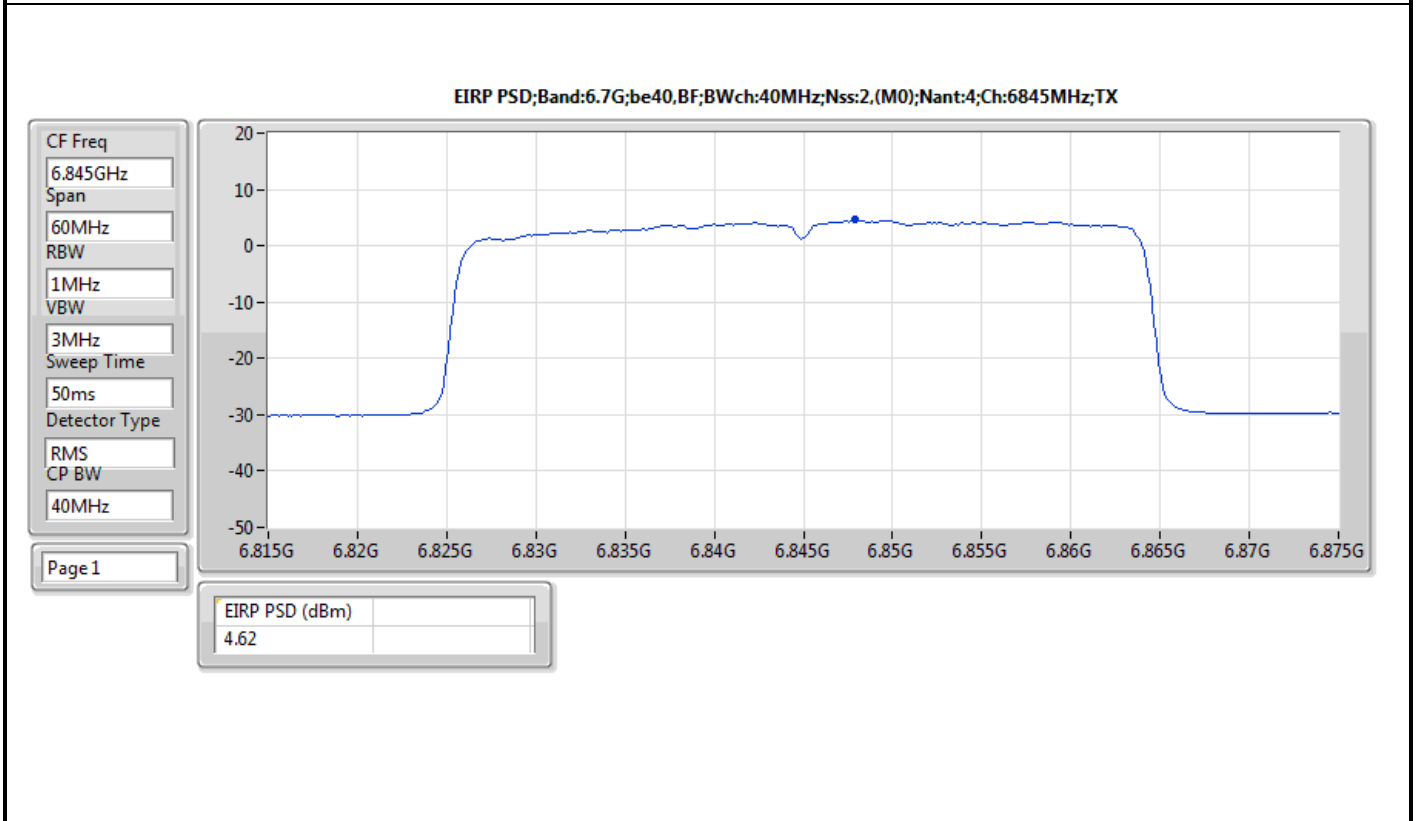
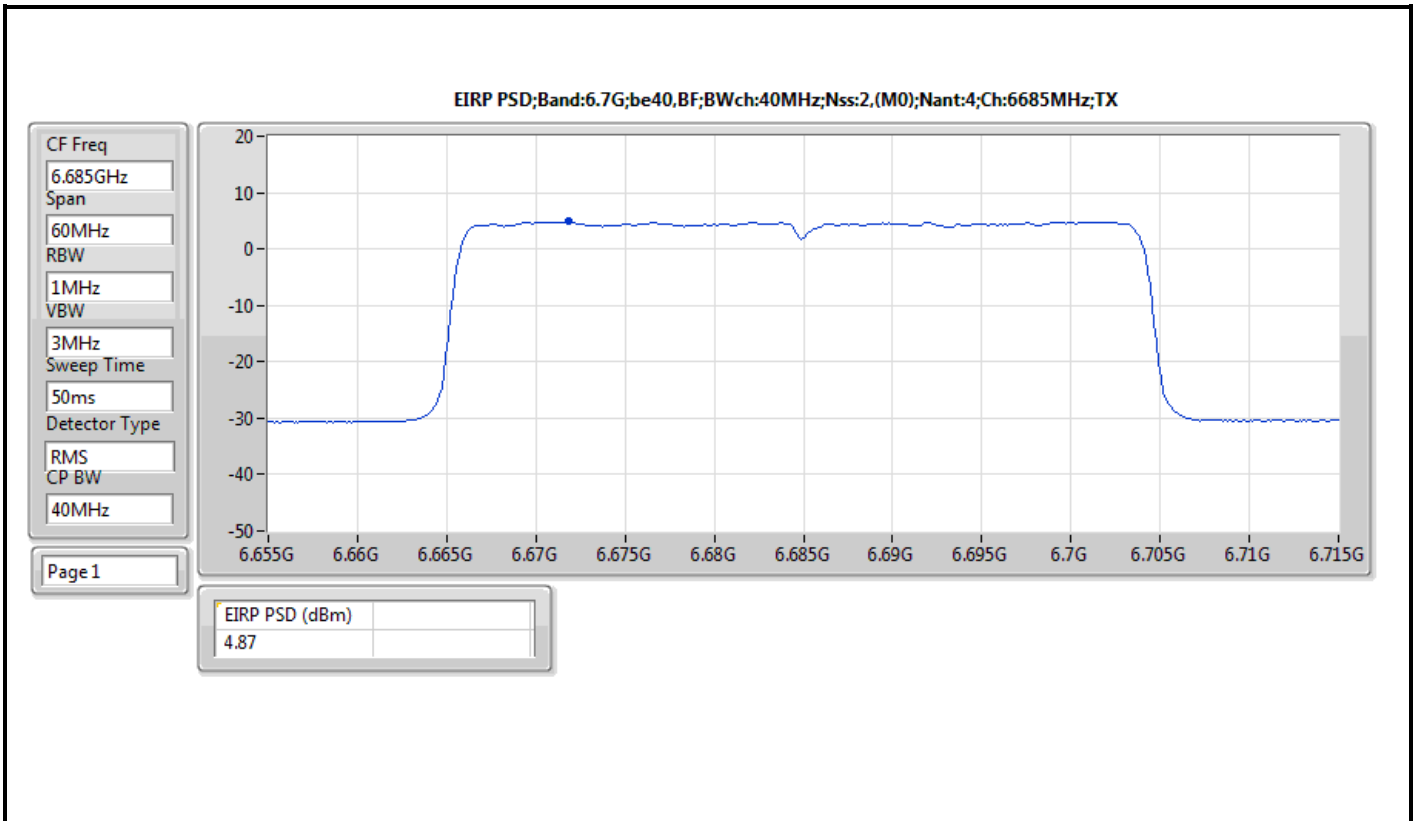


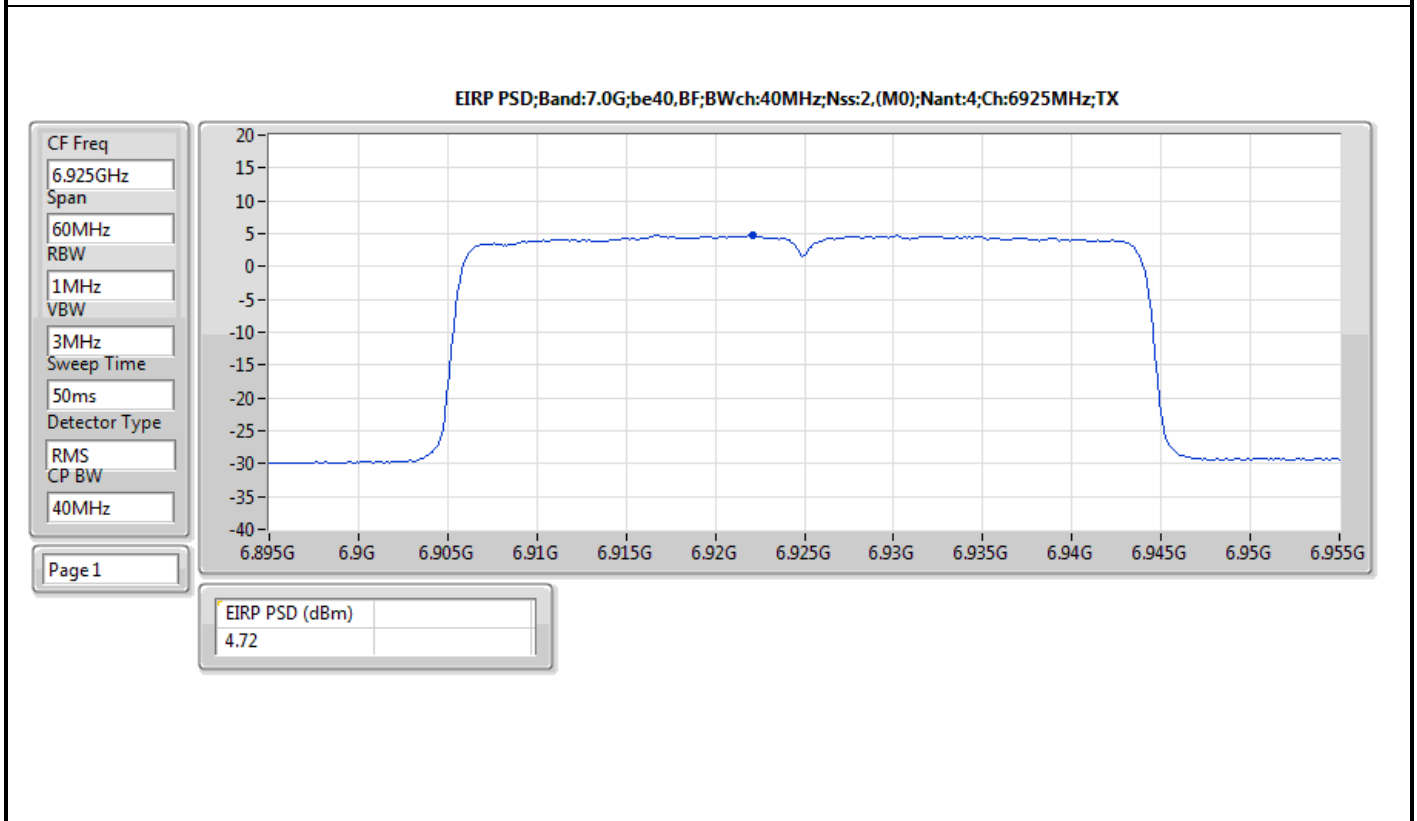
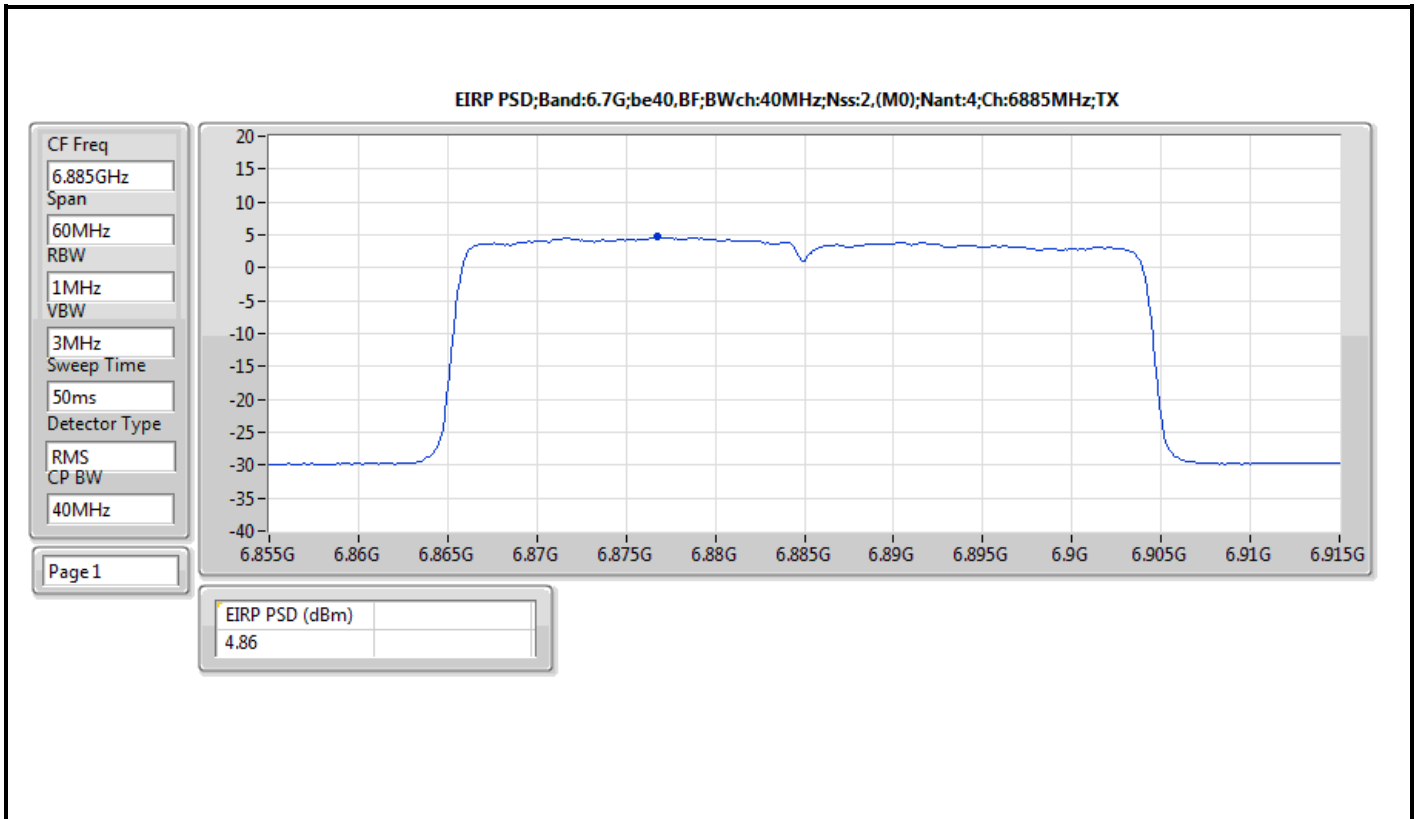




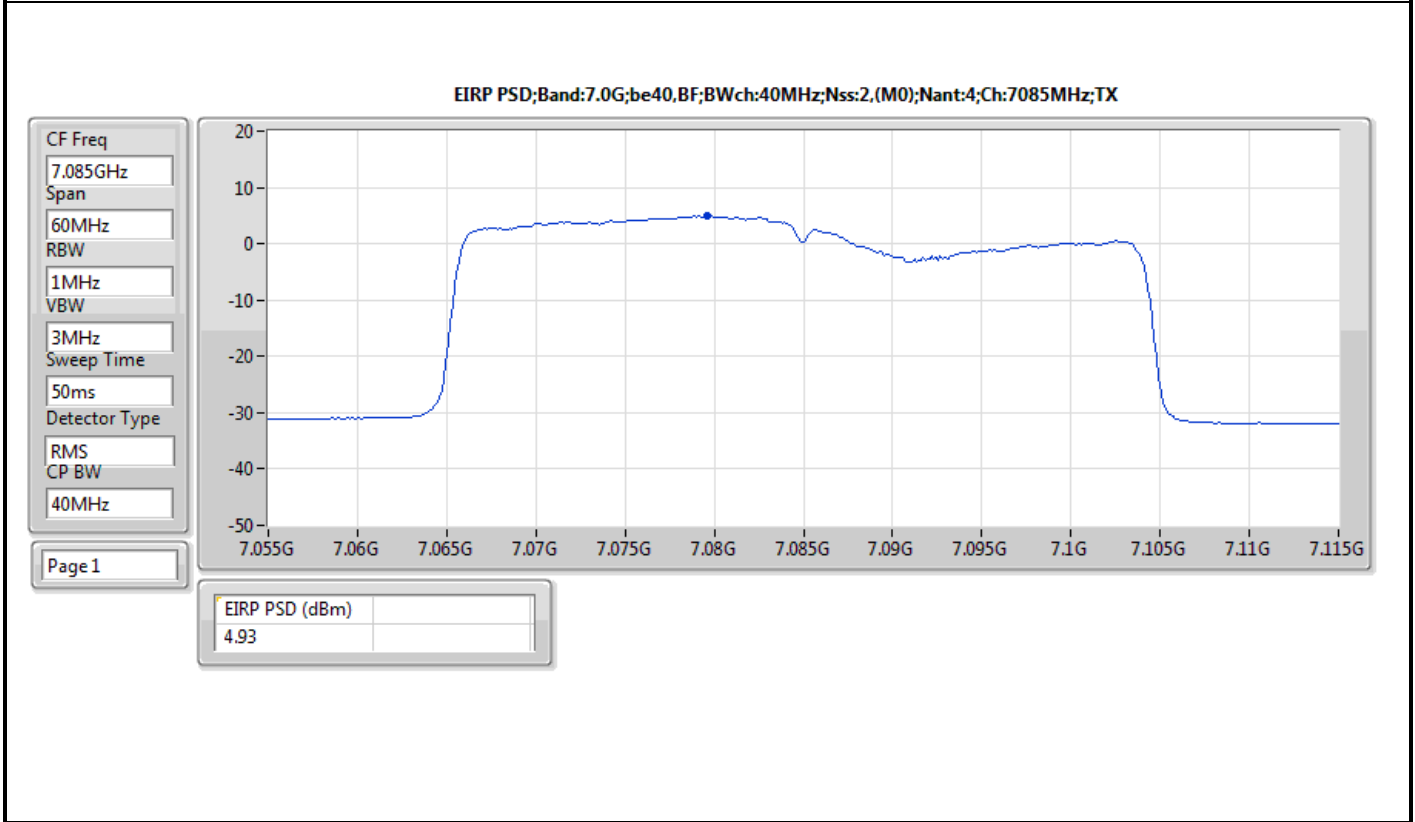
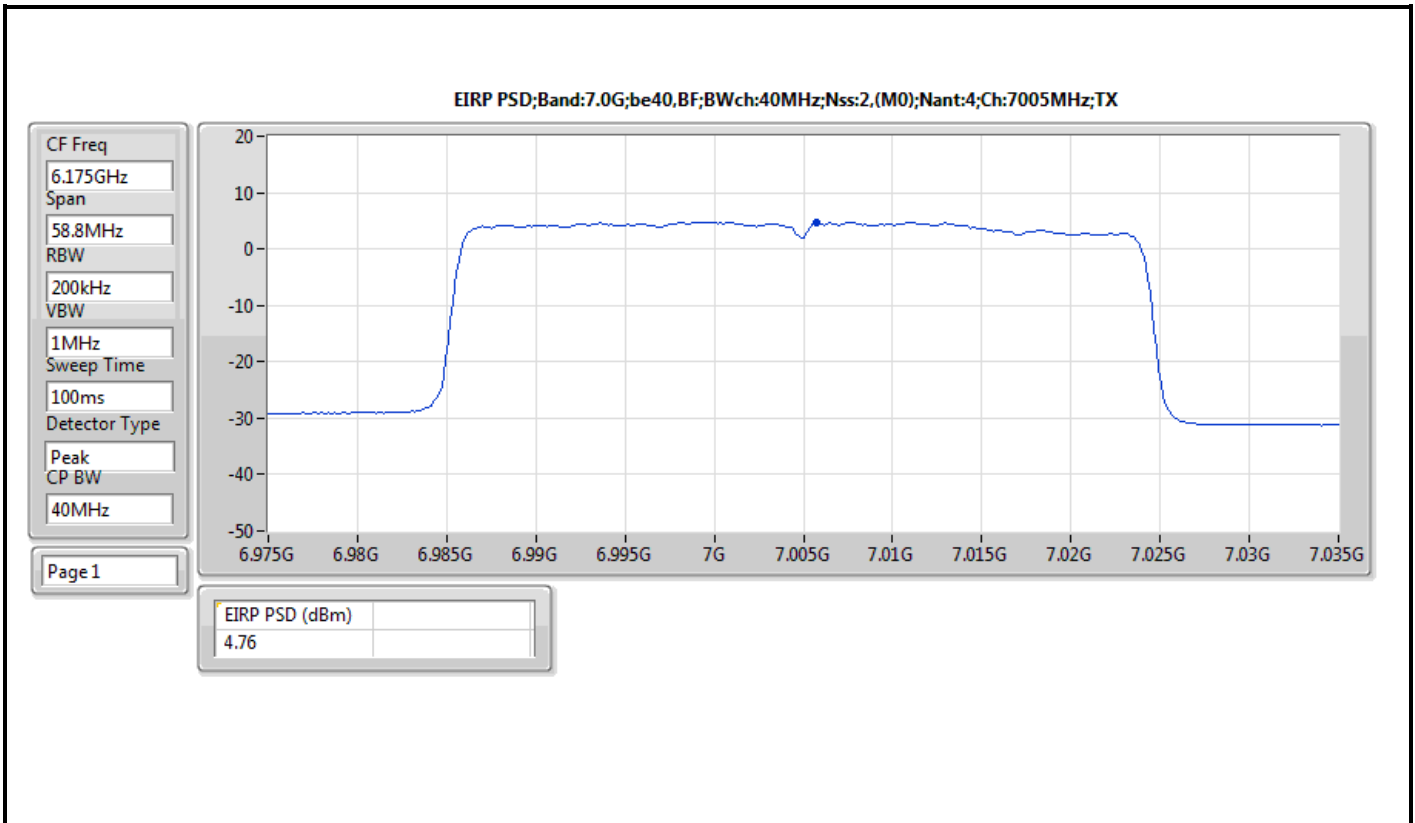


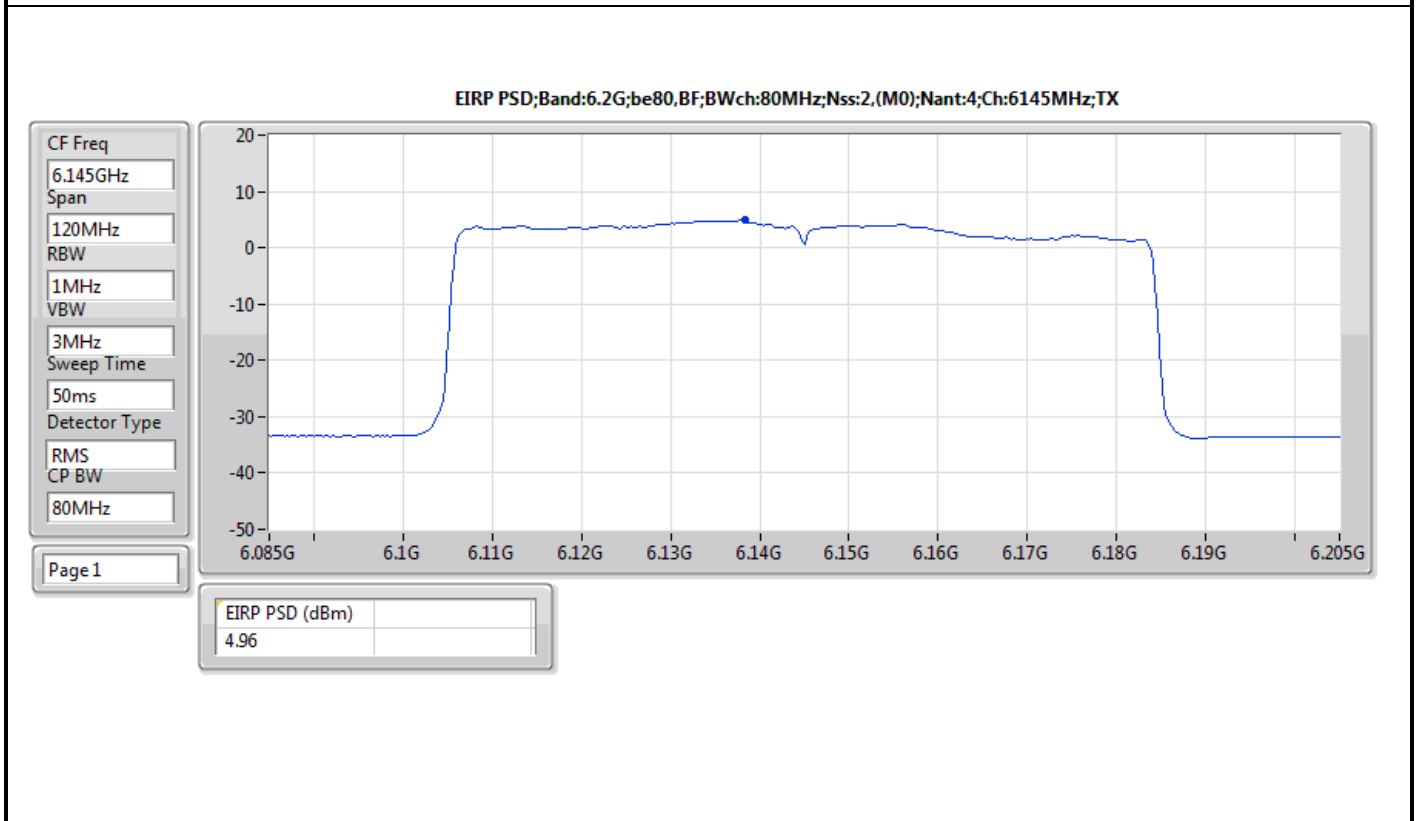
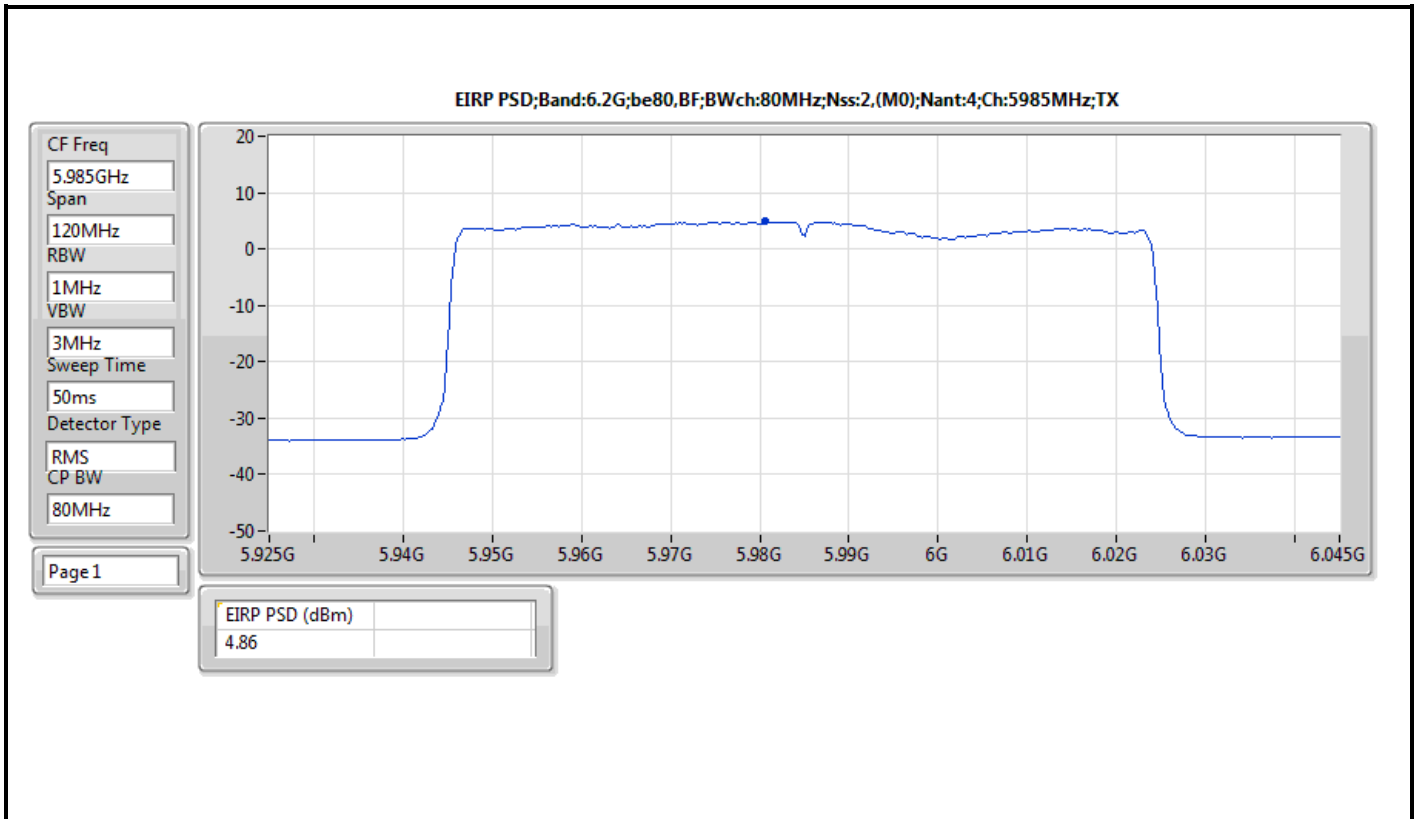


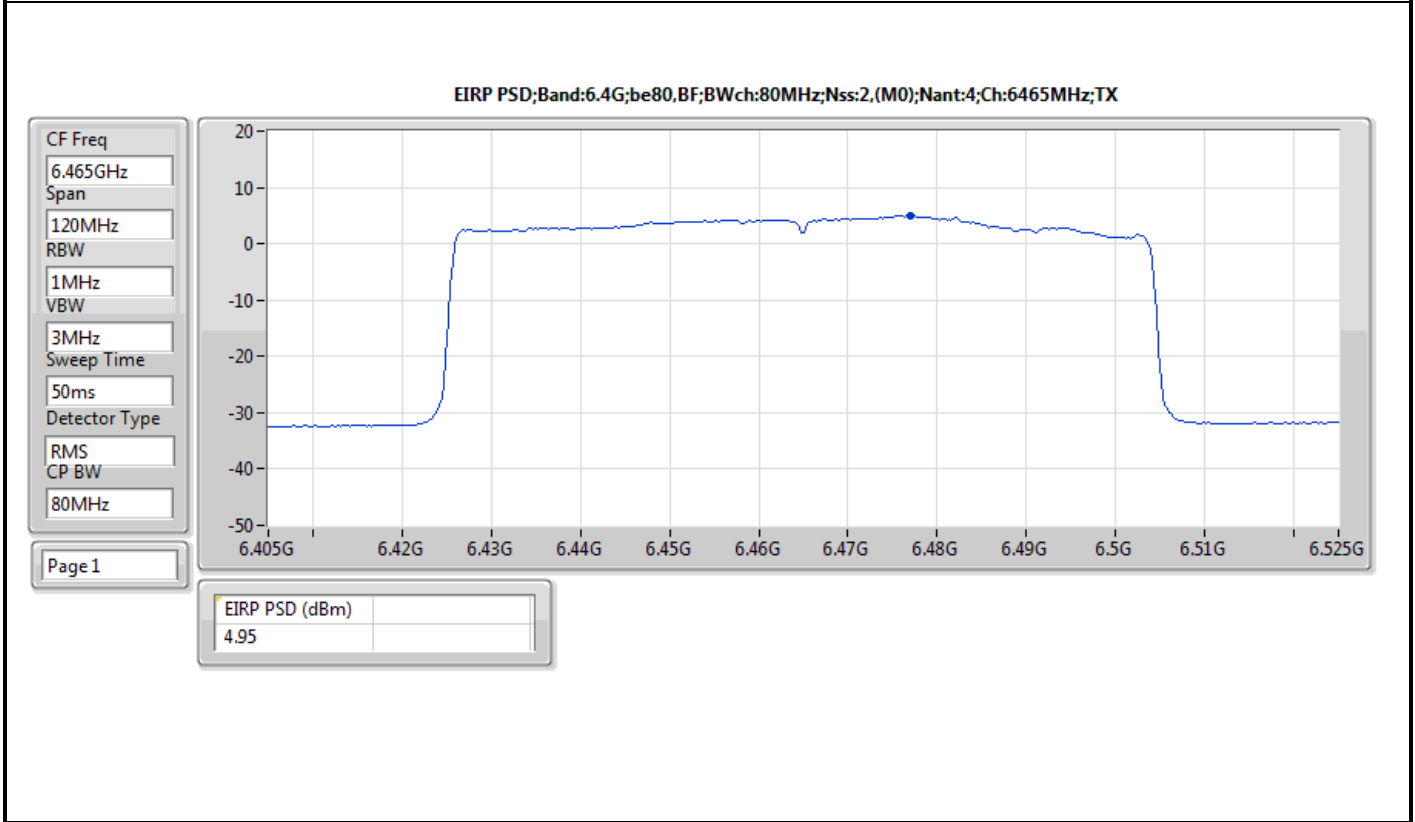
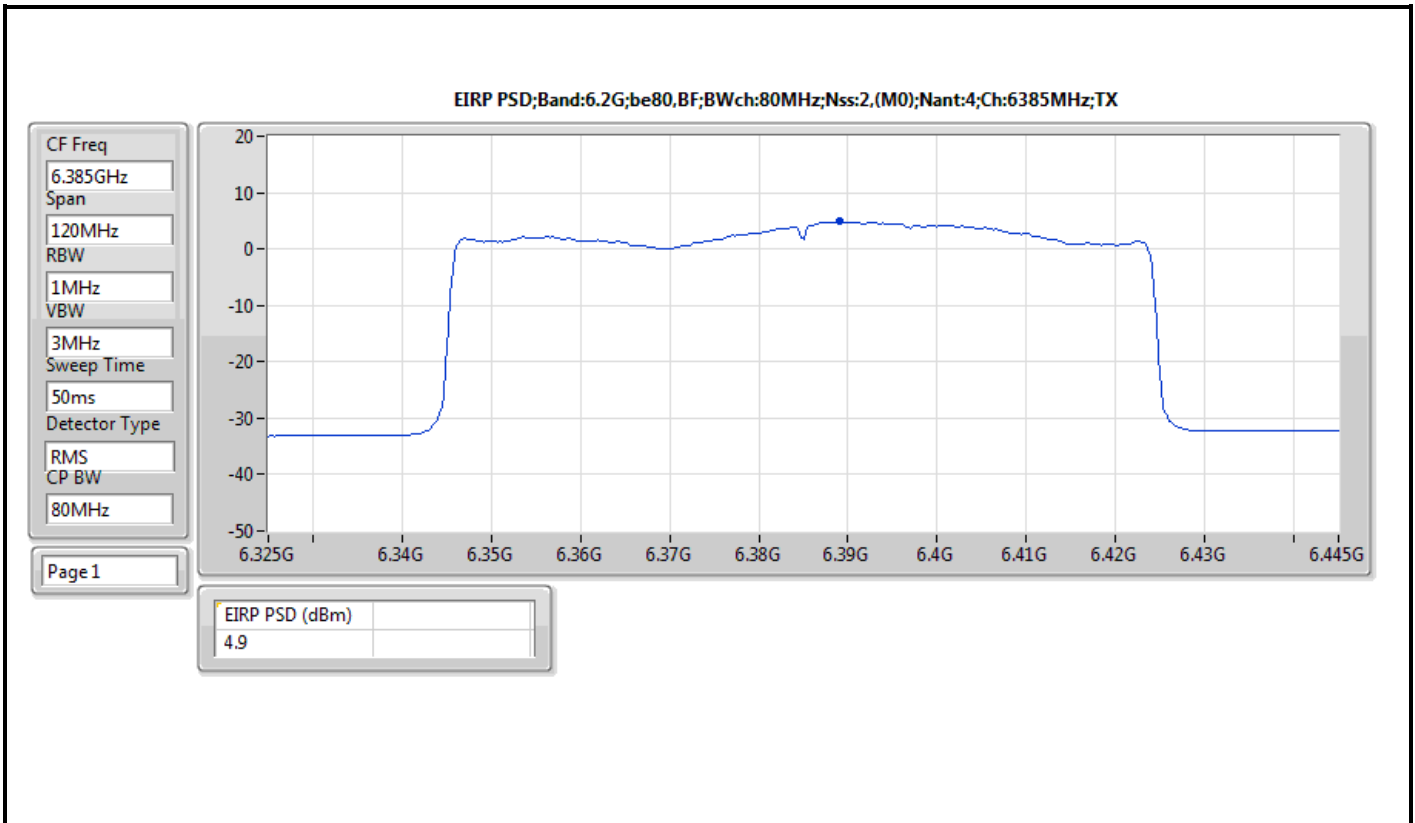


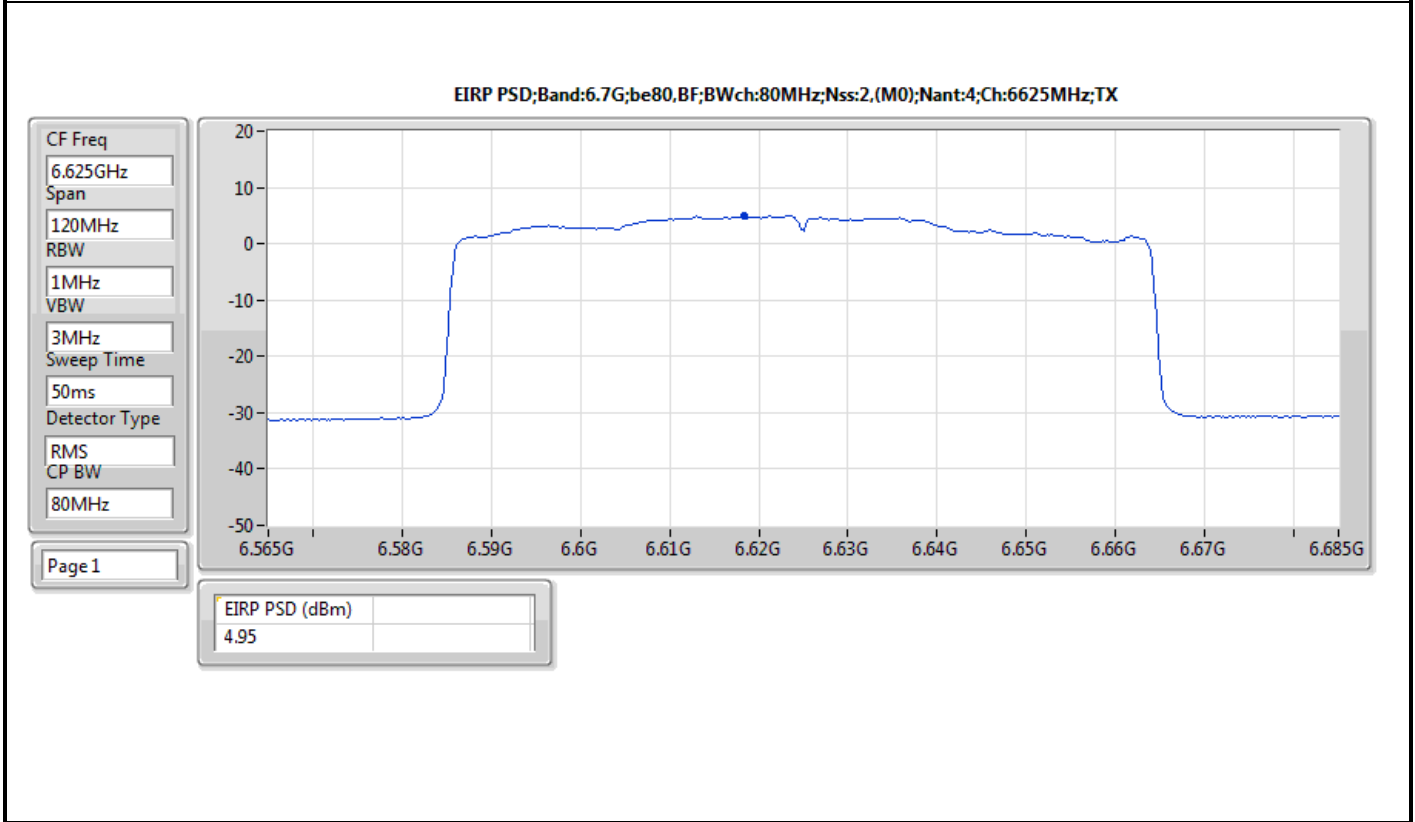
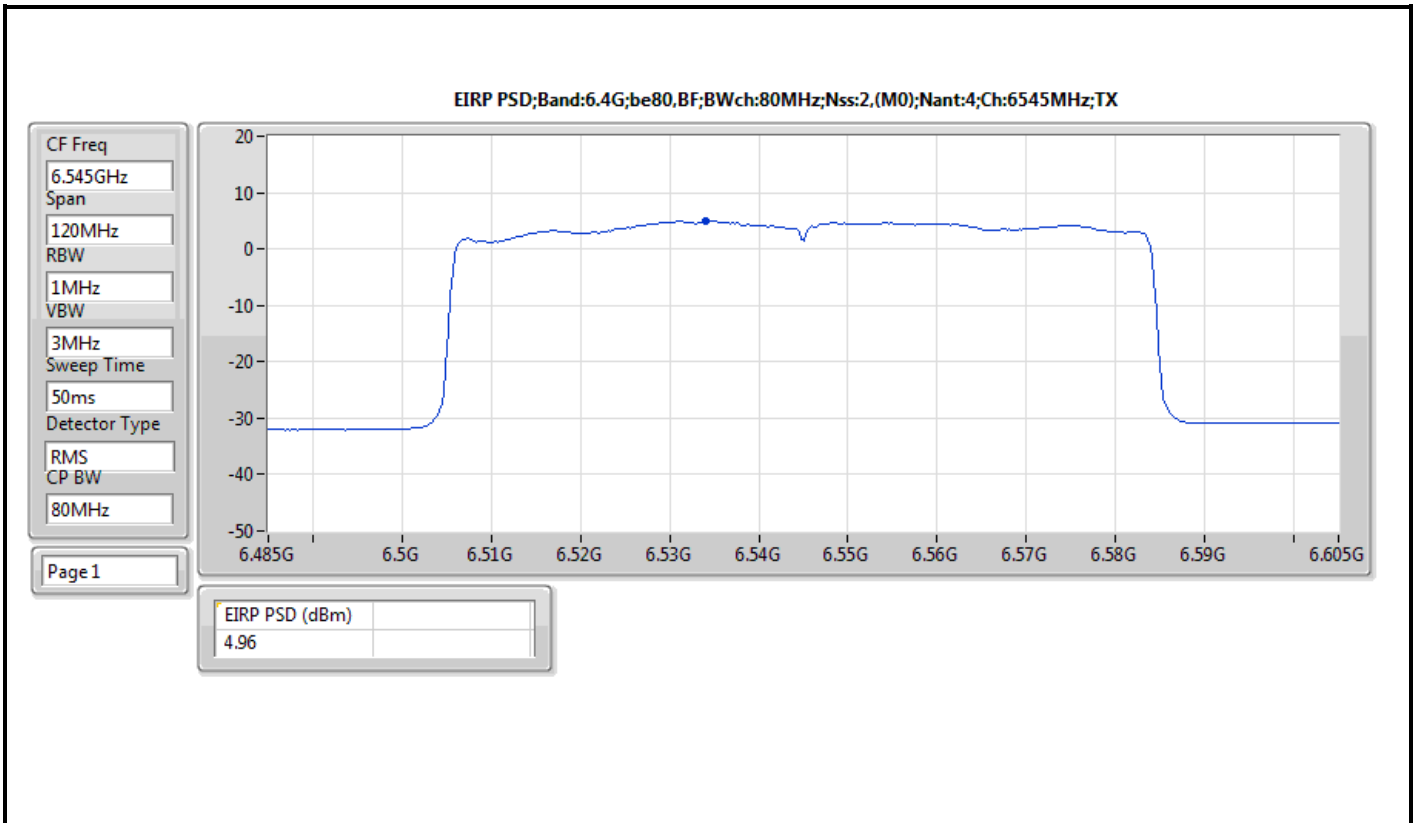


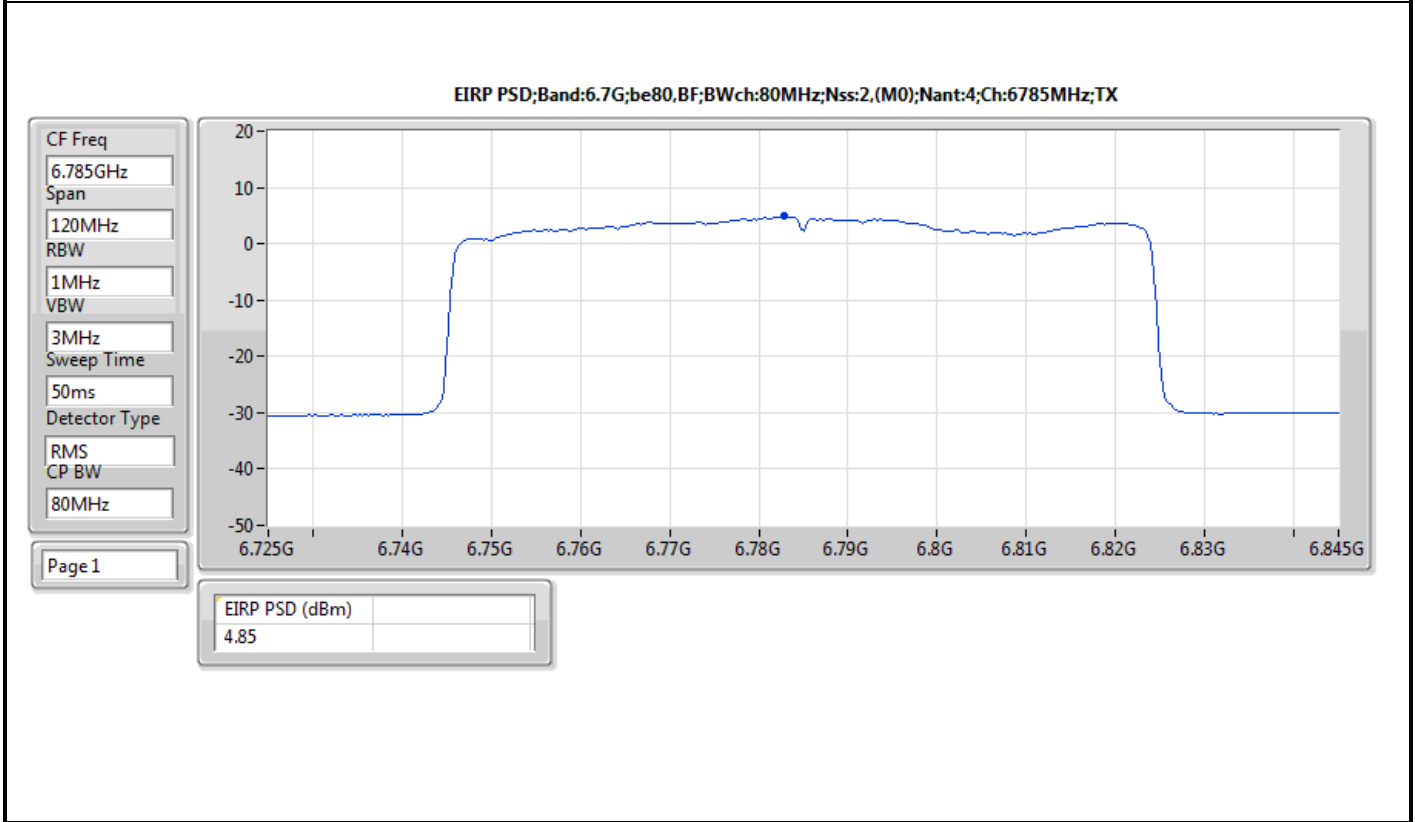
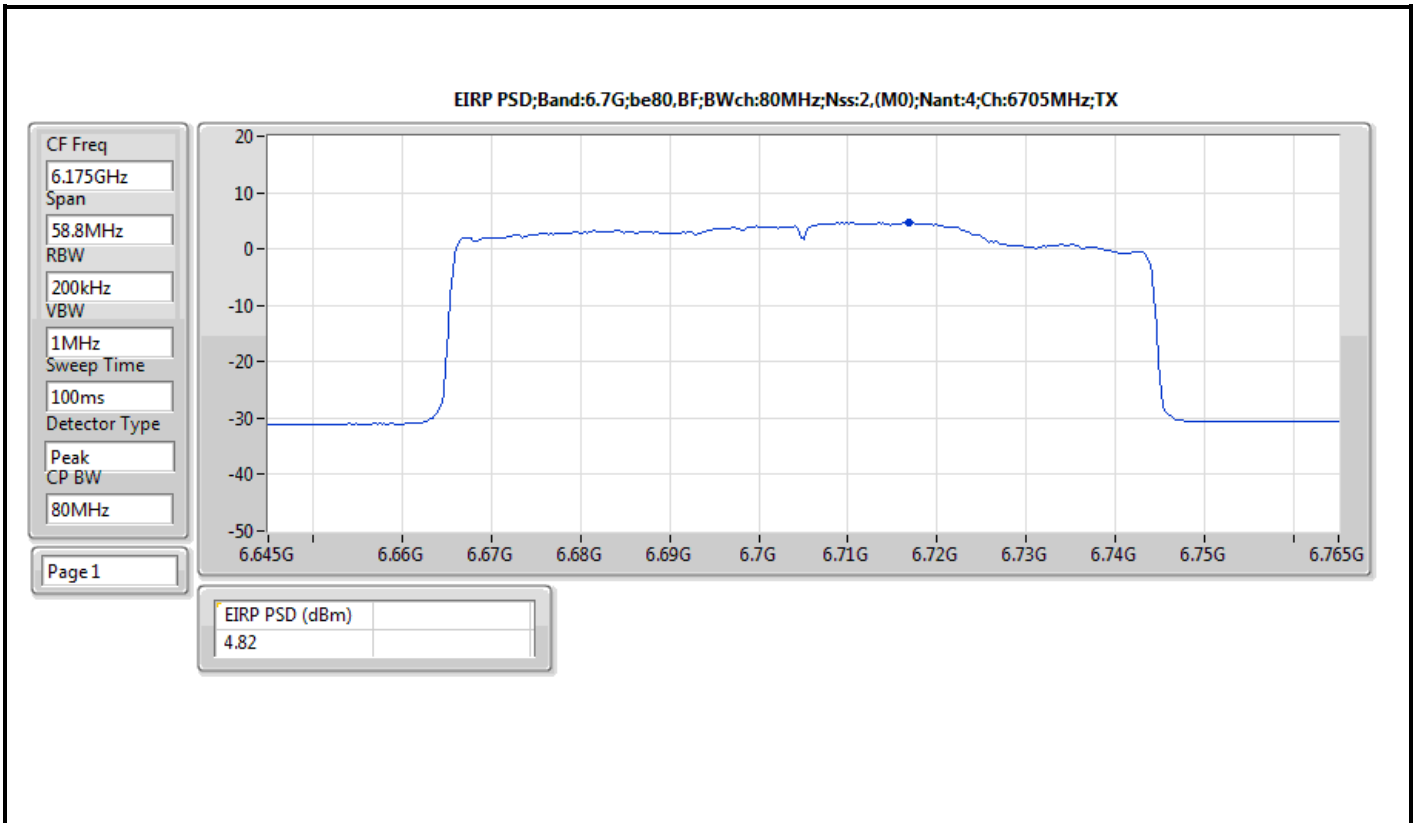


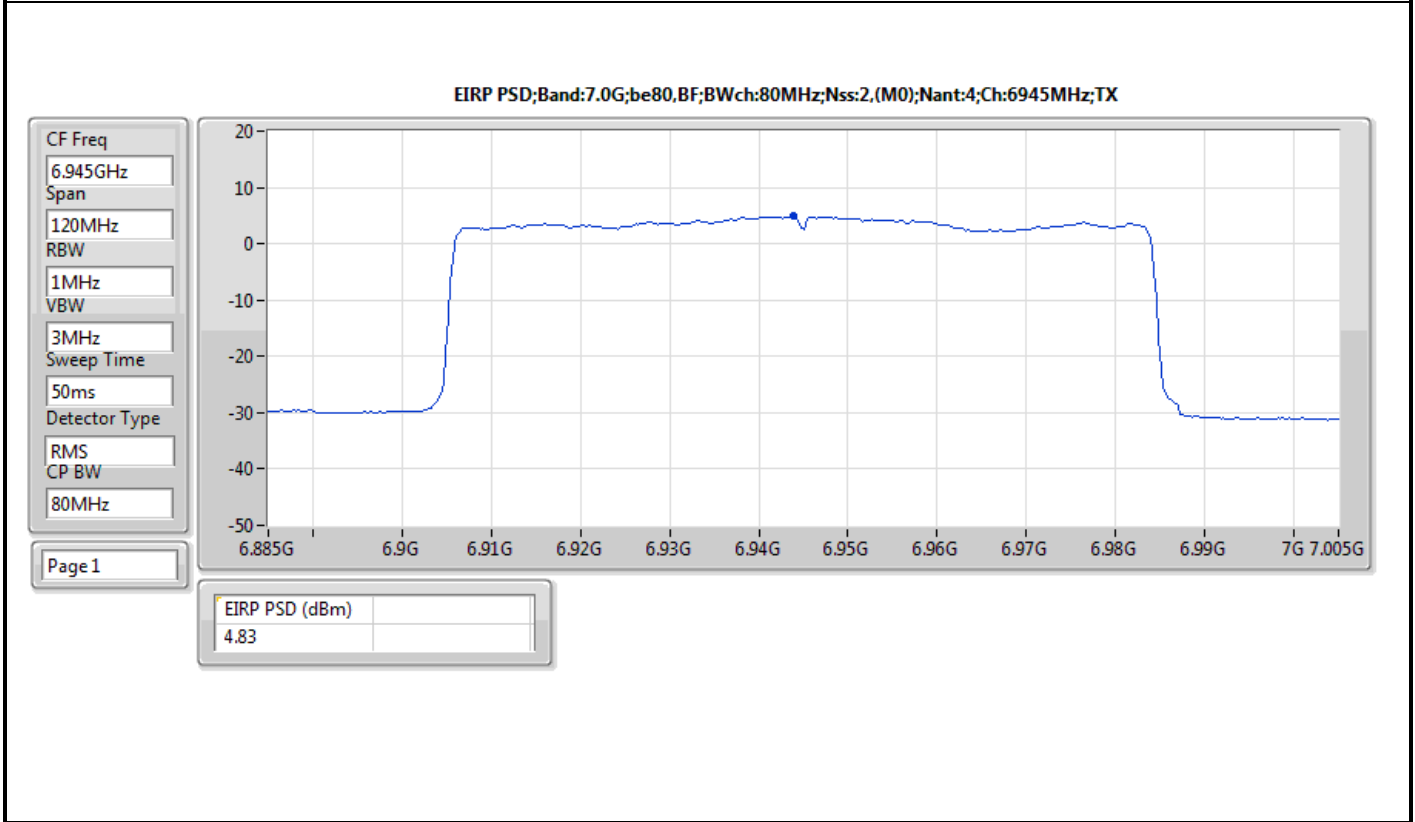
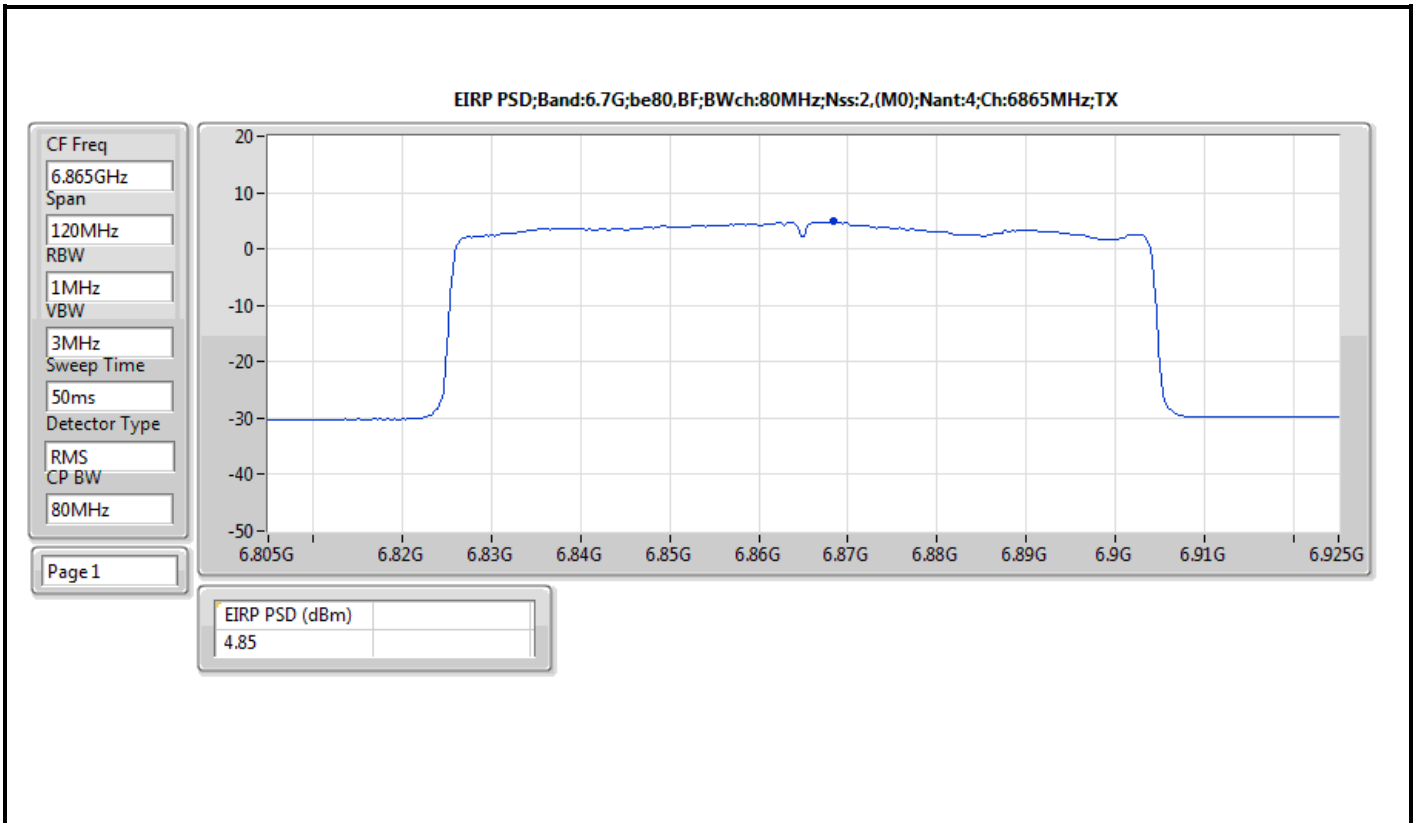


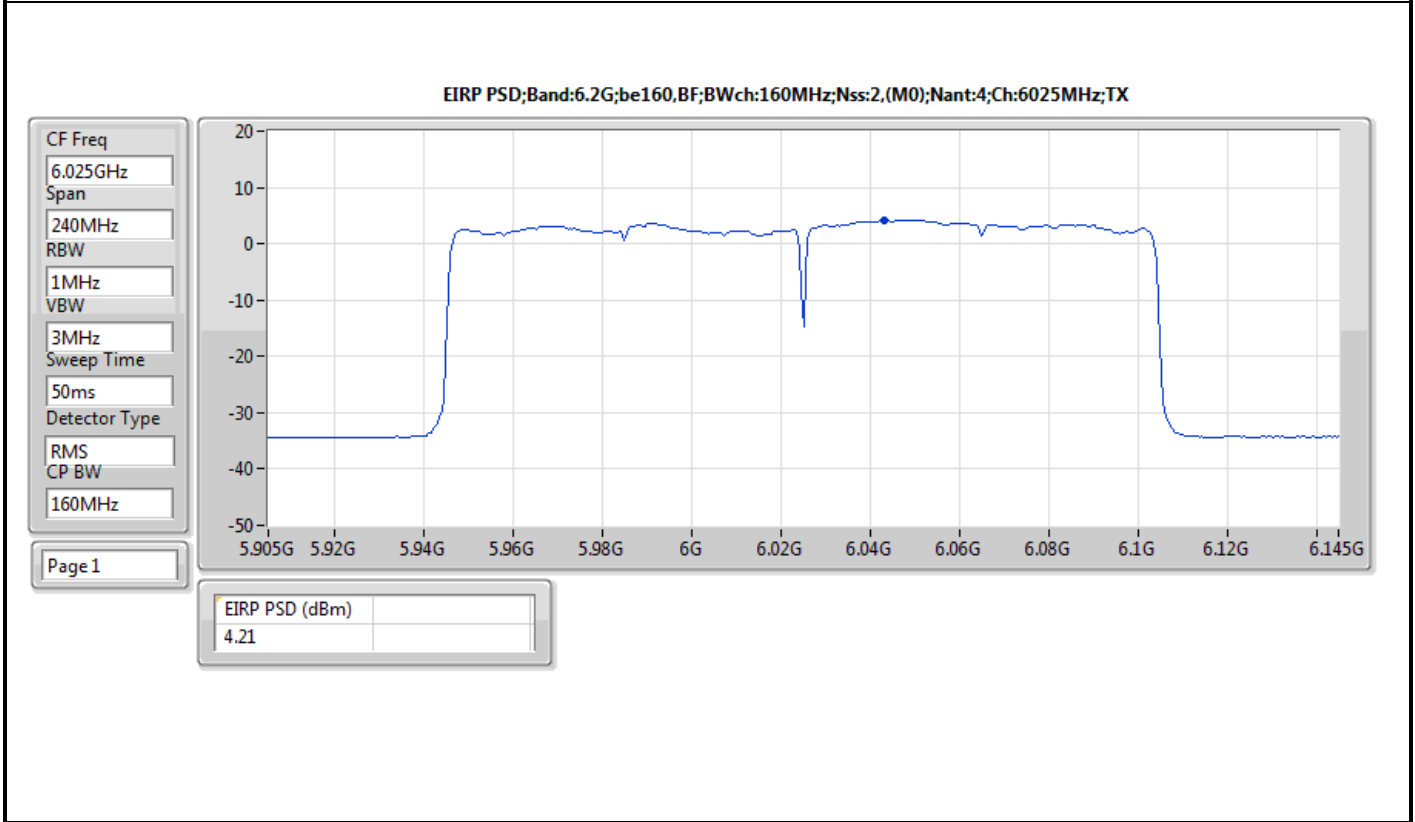
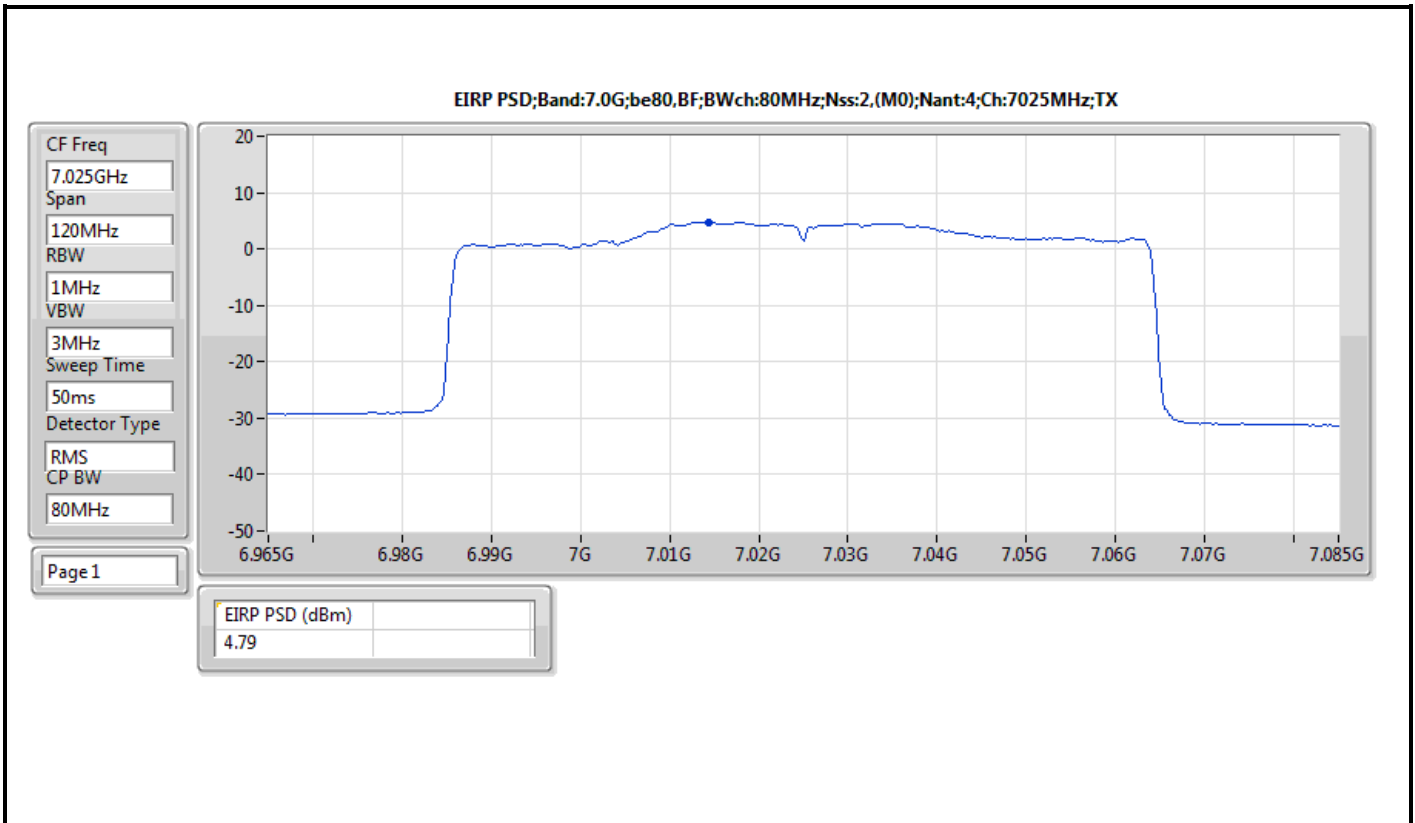


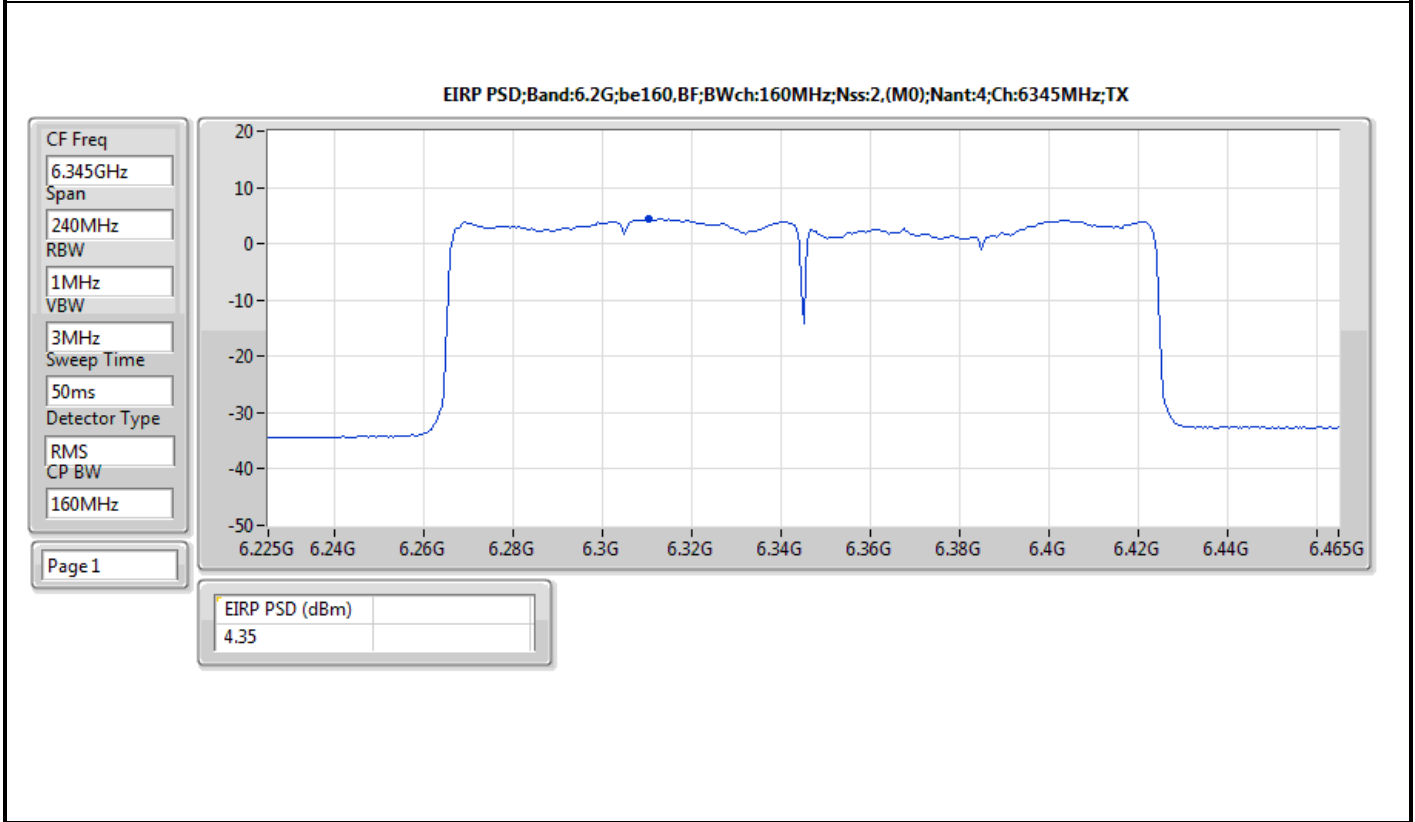
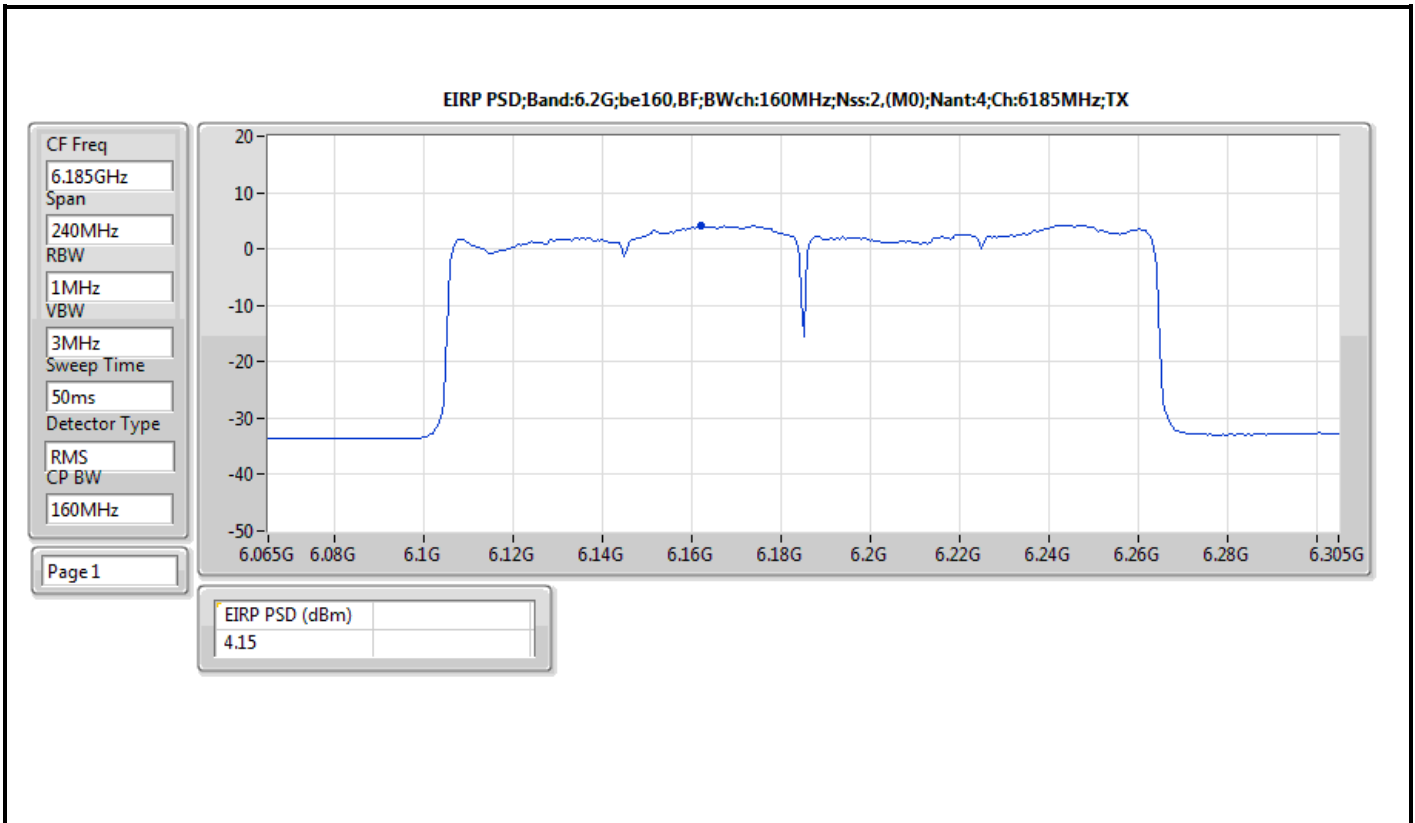




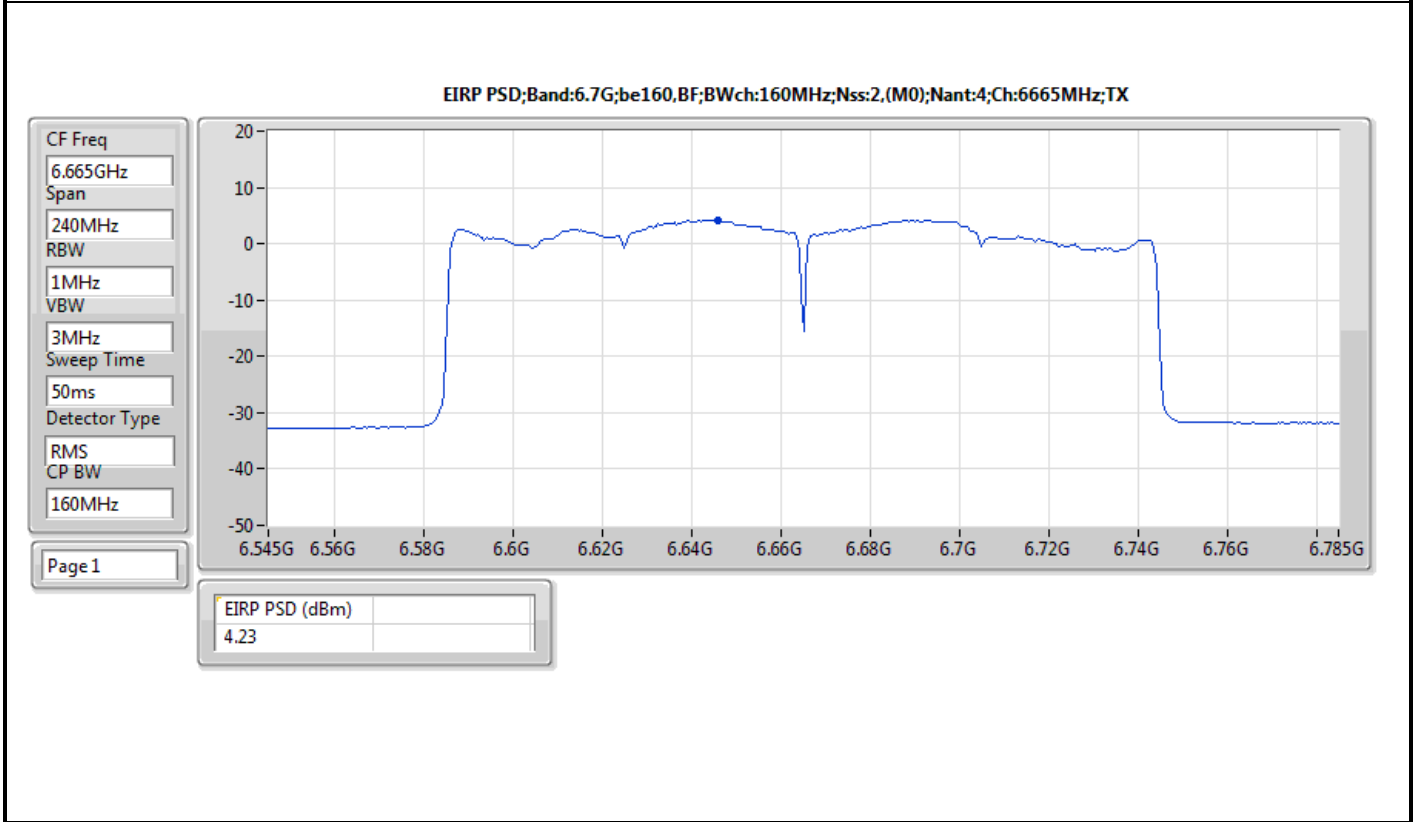
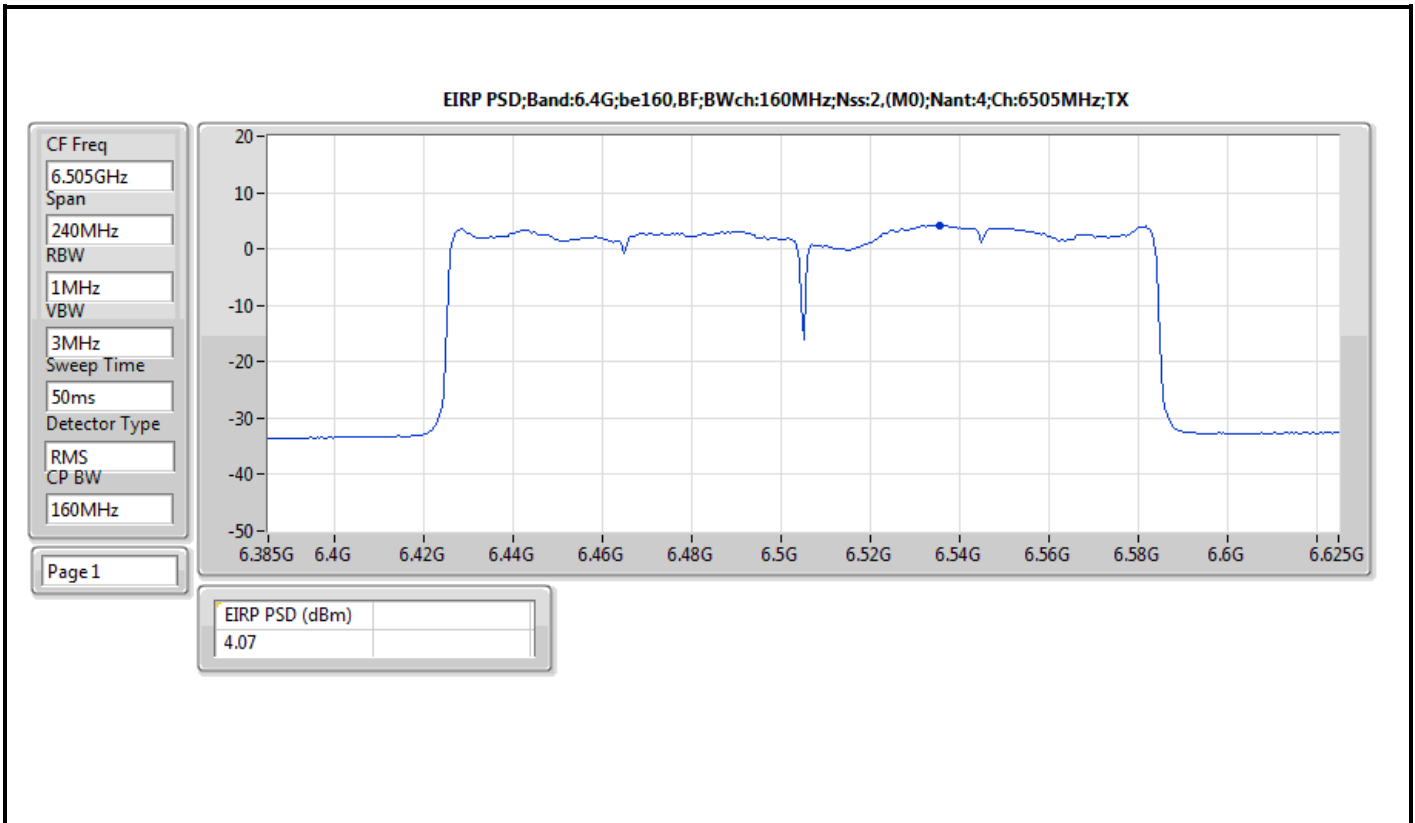


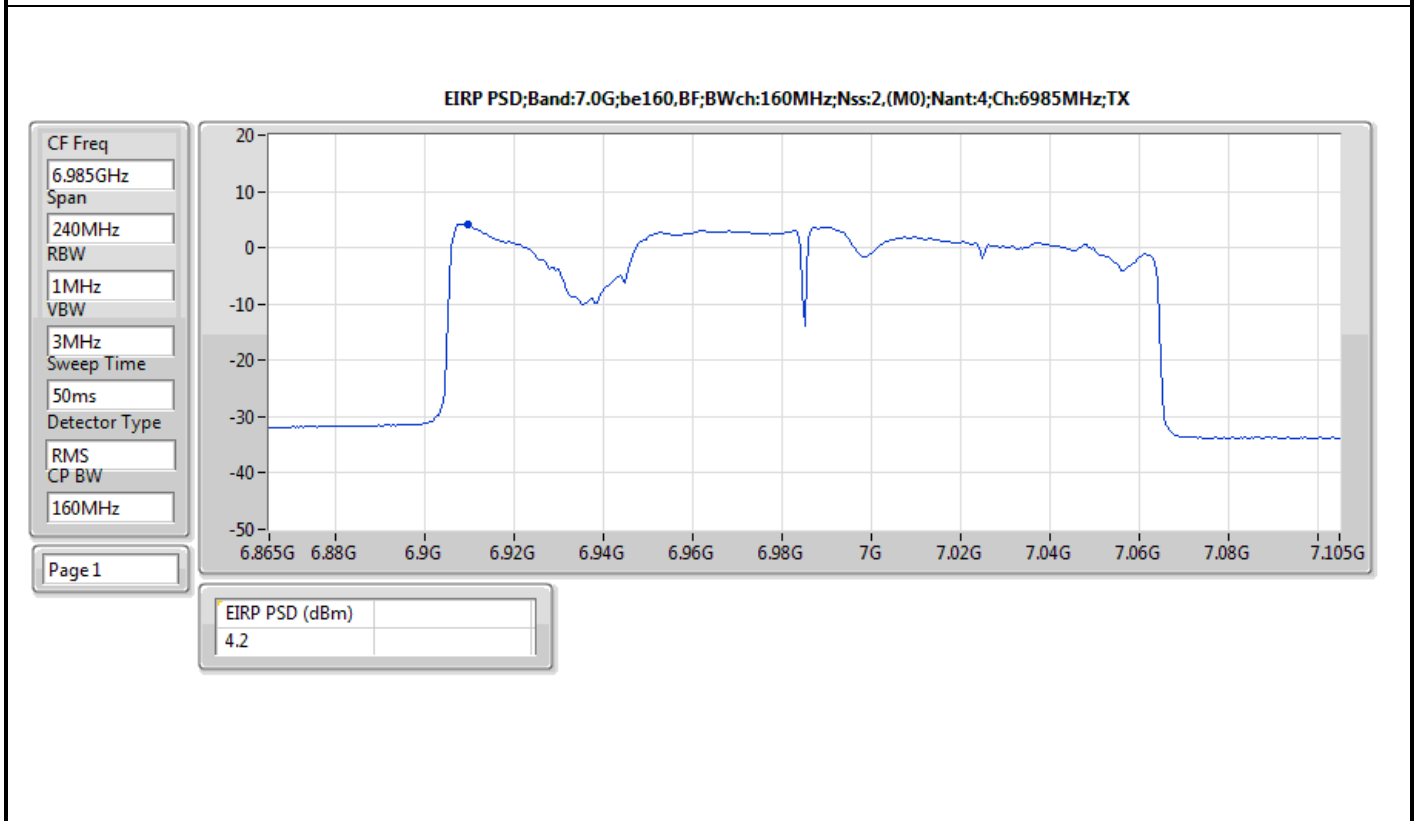
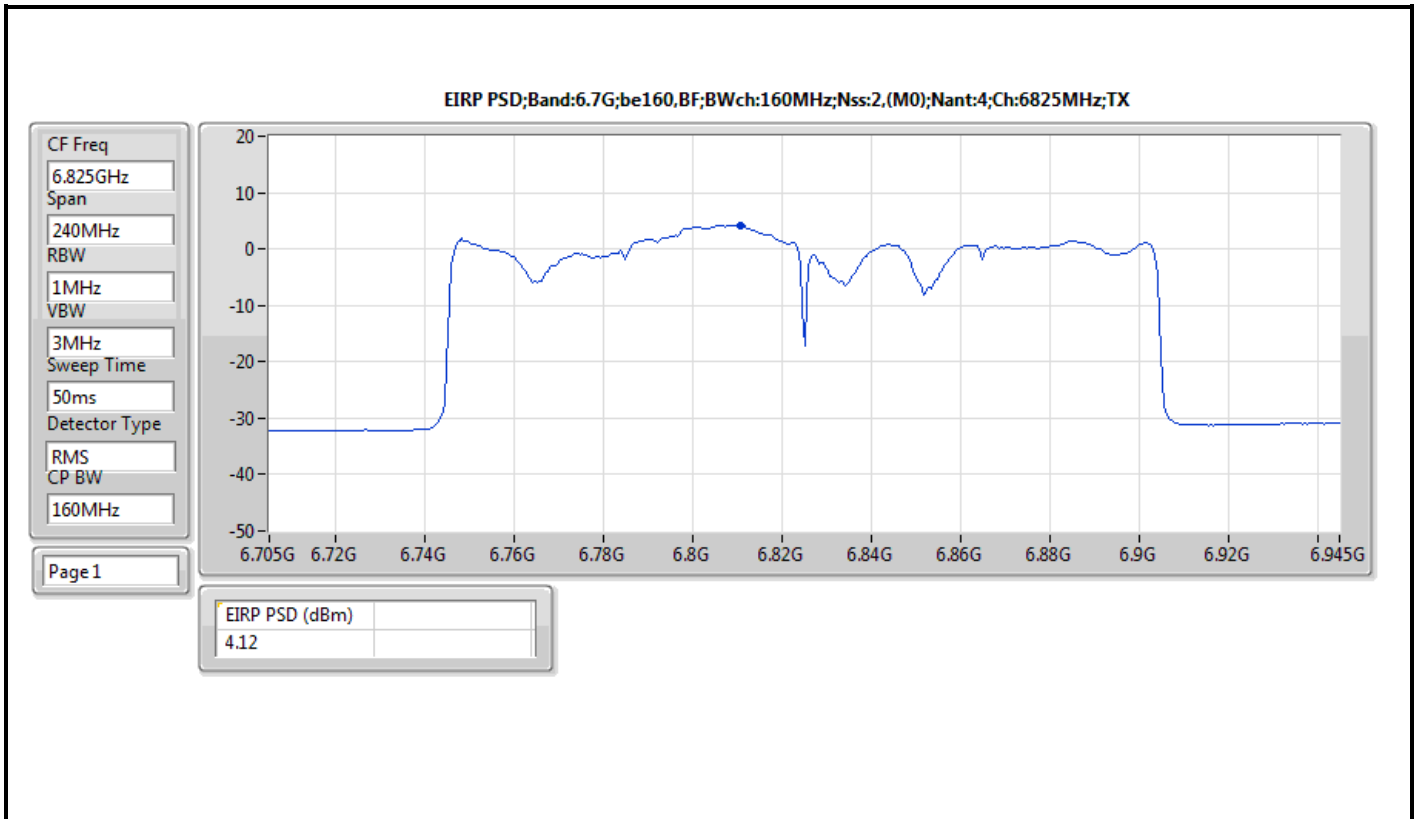


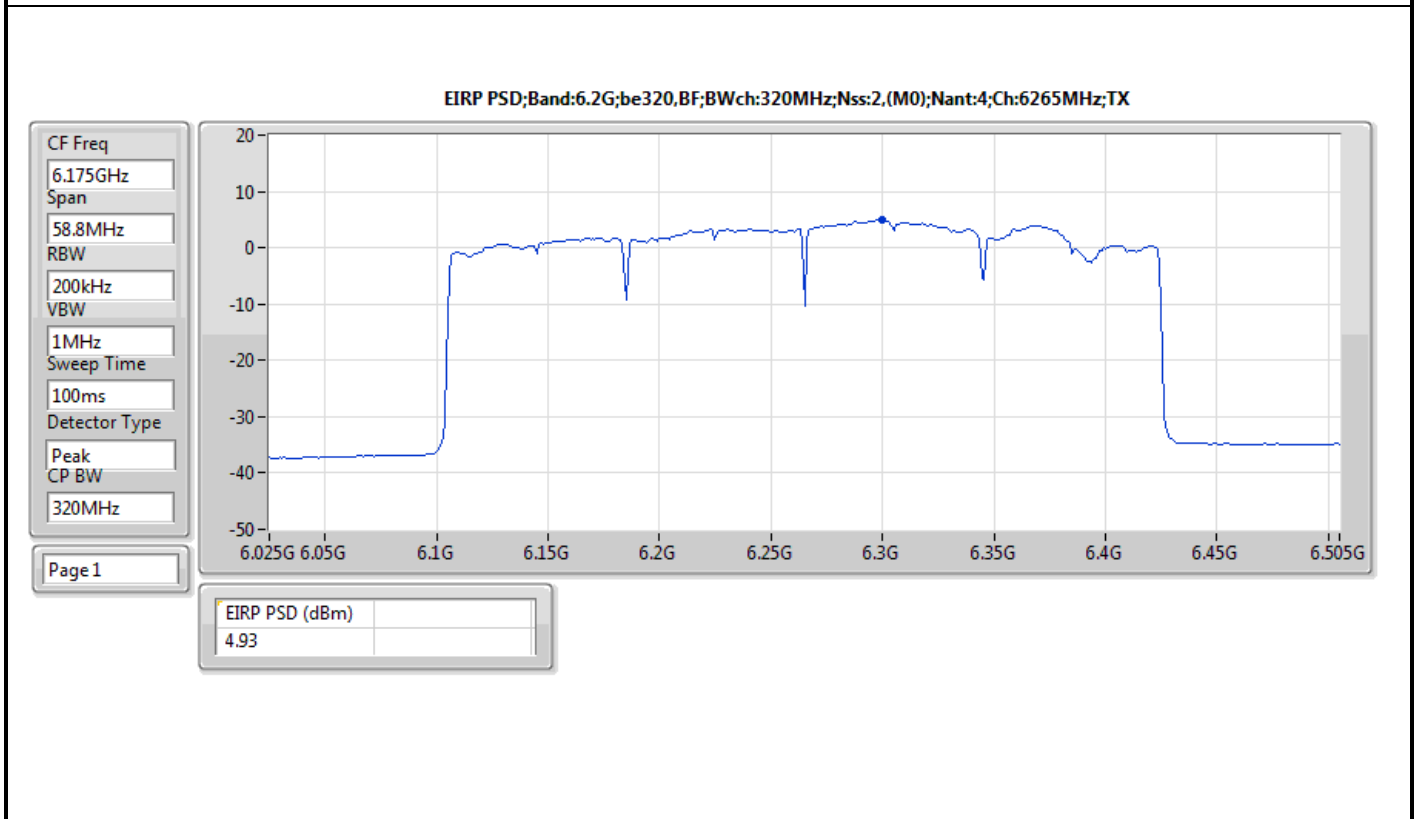
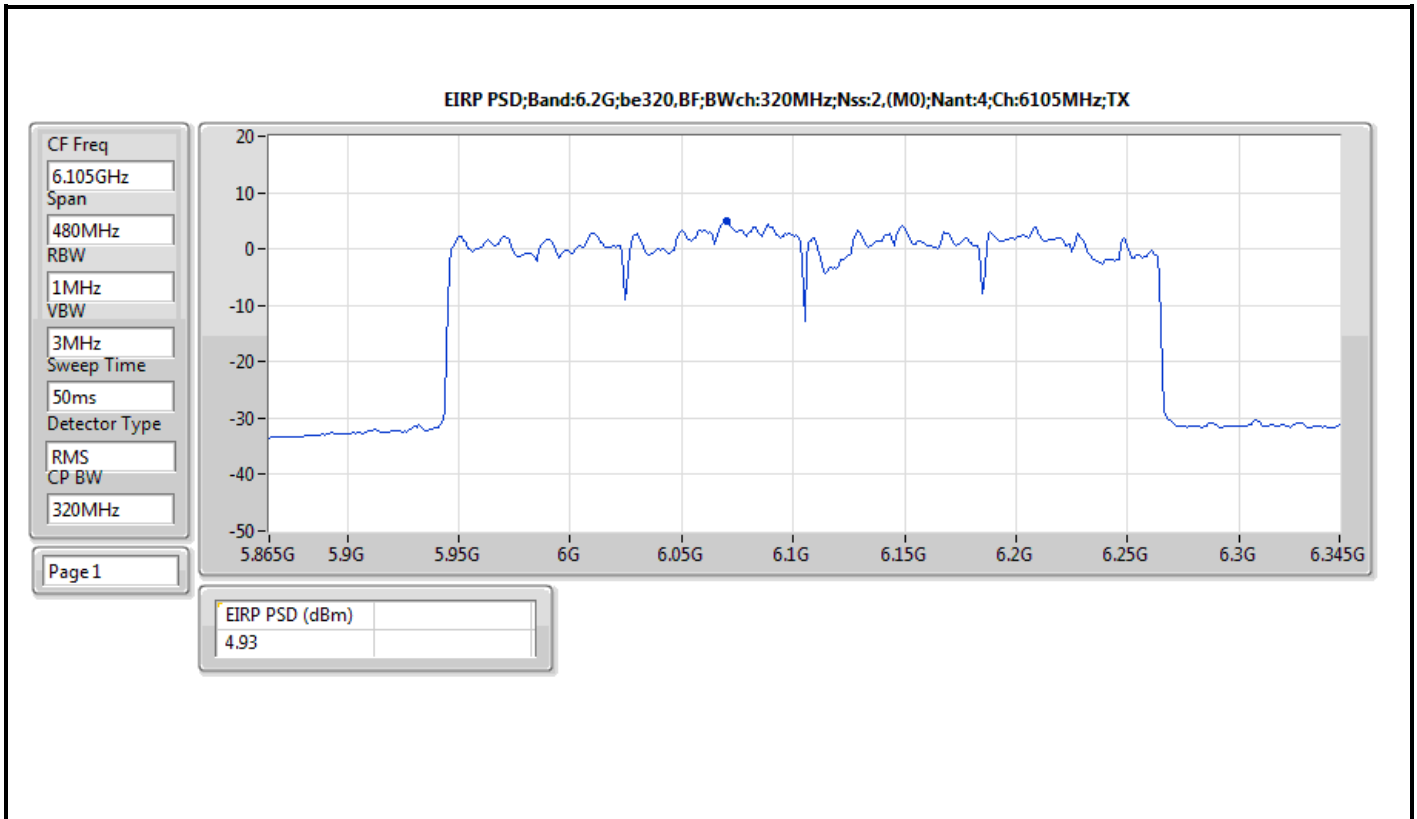


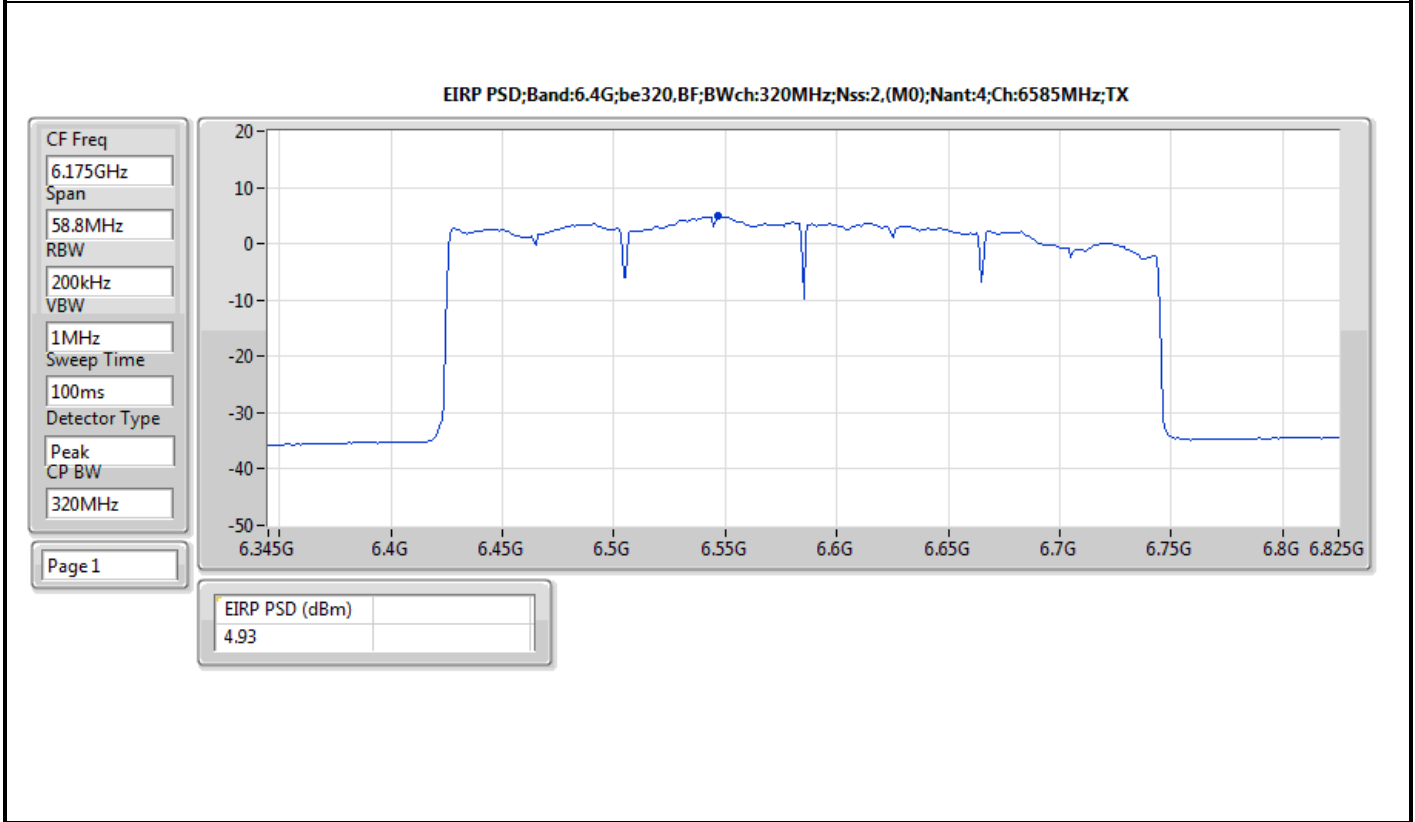
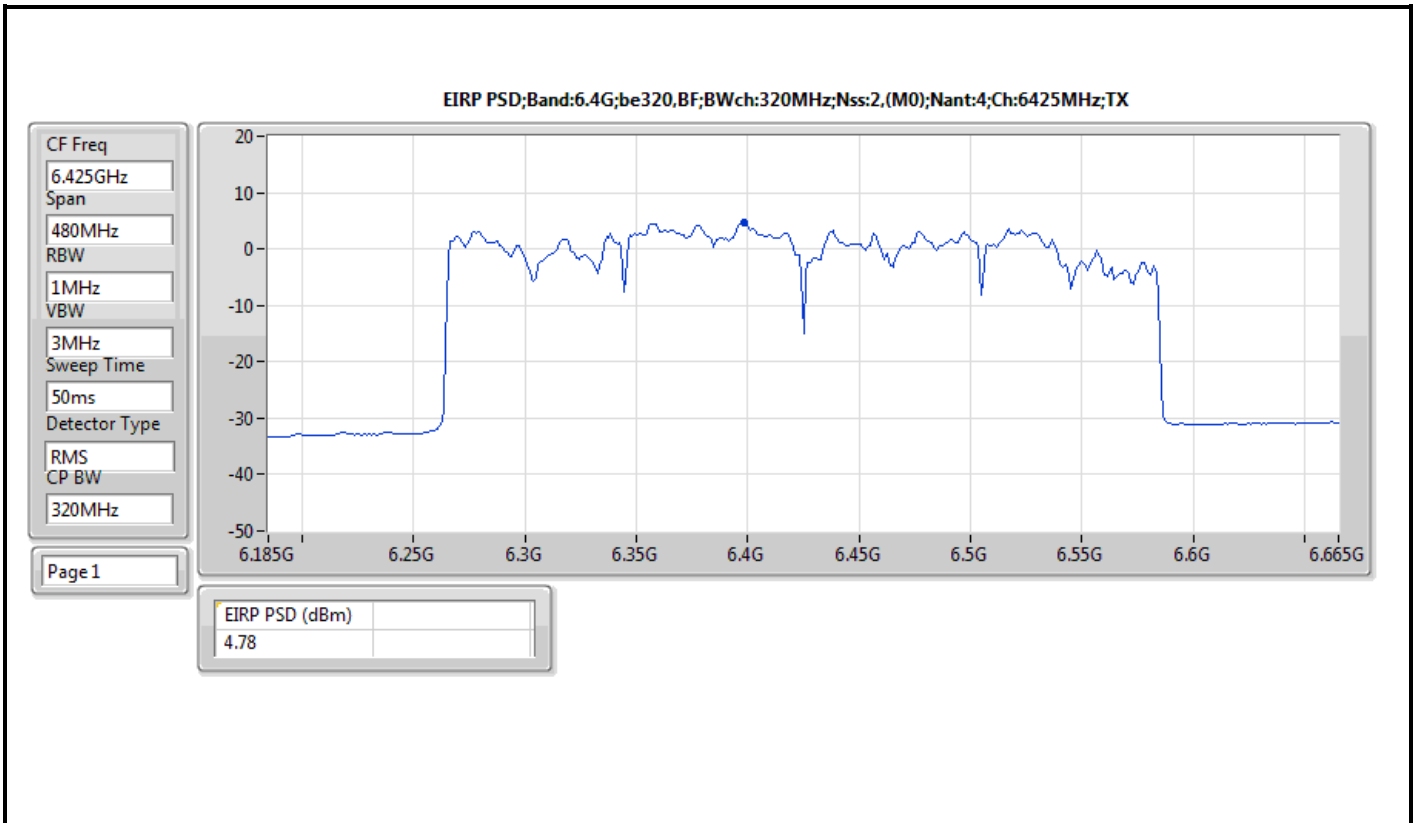


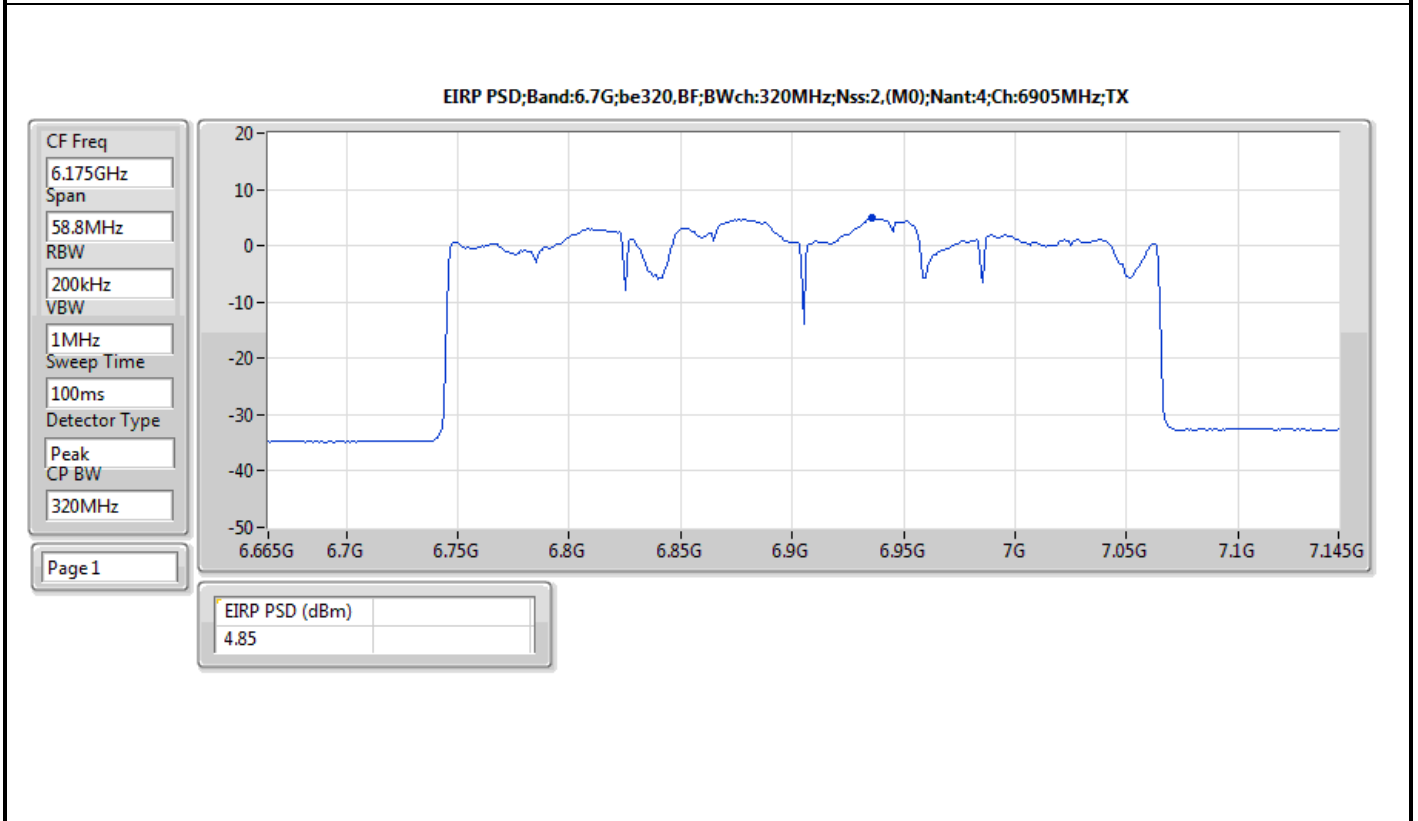
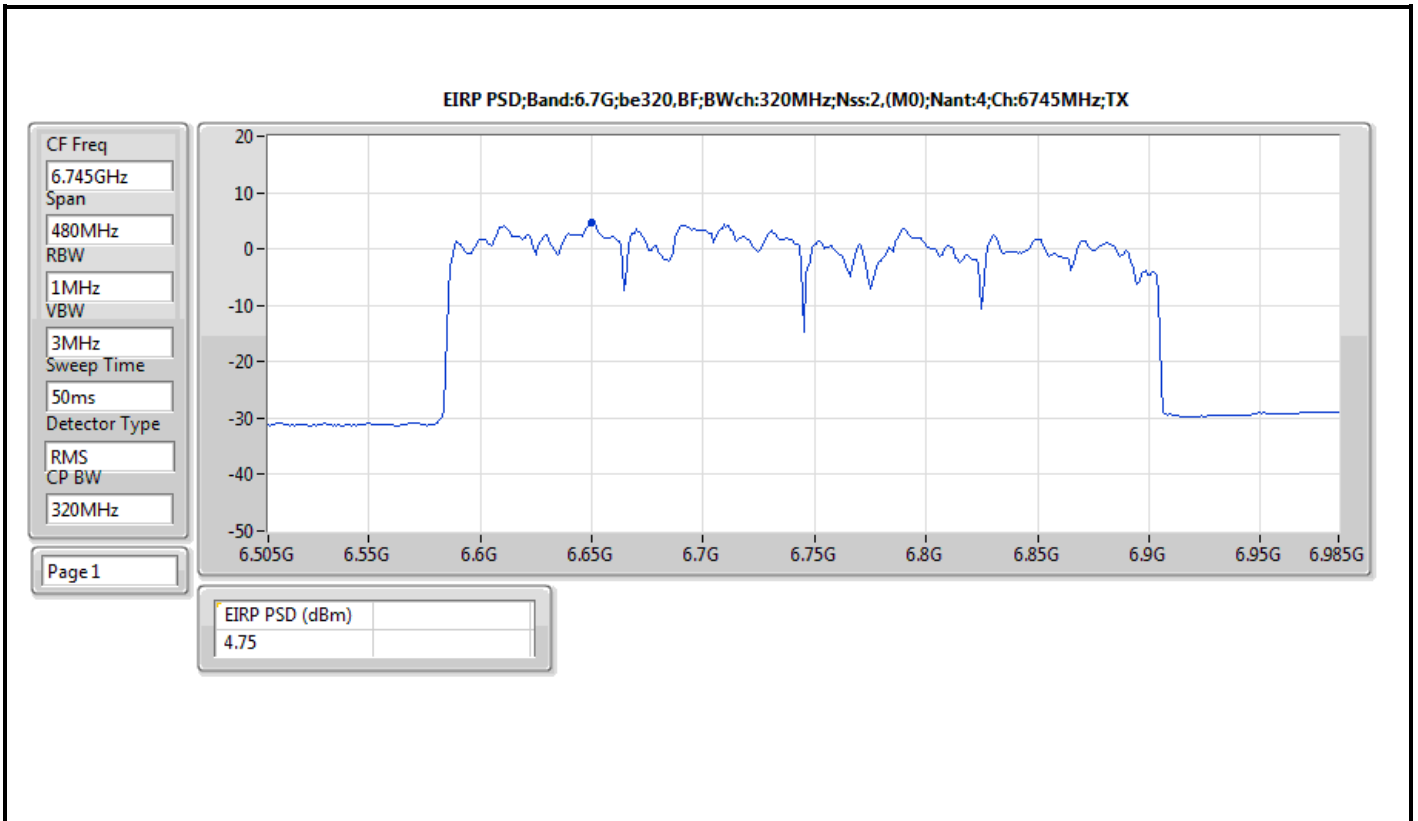












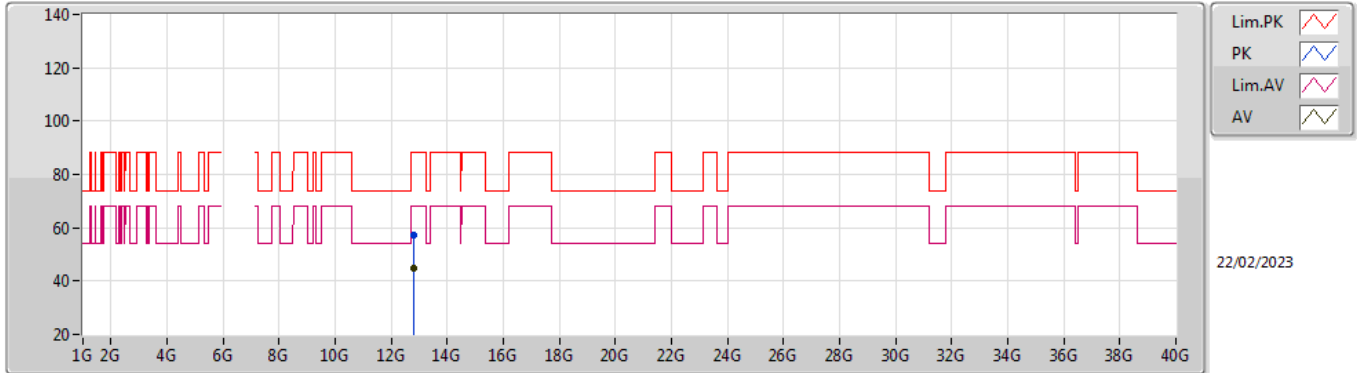


Summary

Mode	Result	Type	Freq (Hz)	Level (dBuV/m)	Limit (dBuV/m)	Margin (dB)	Dist (m)	Condition	Azimuth (°)	Height (m)	Comments
6.525-6.875GHz	-	-	-	-	-	-	-	-	-	-	-
802.11be EHT320-BF_Nss1,(MCS0)_4TX	Pass	RMS	7.1378G	54.20	68.20	-14.00	3	Vertical	225	1.80	-

5.925-6.425GHz\_802.11be EHT320-BF\_Nss1,(MCS0)\_4TX

6265MHz\_TX

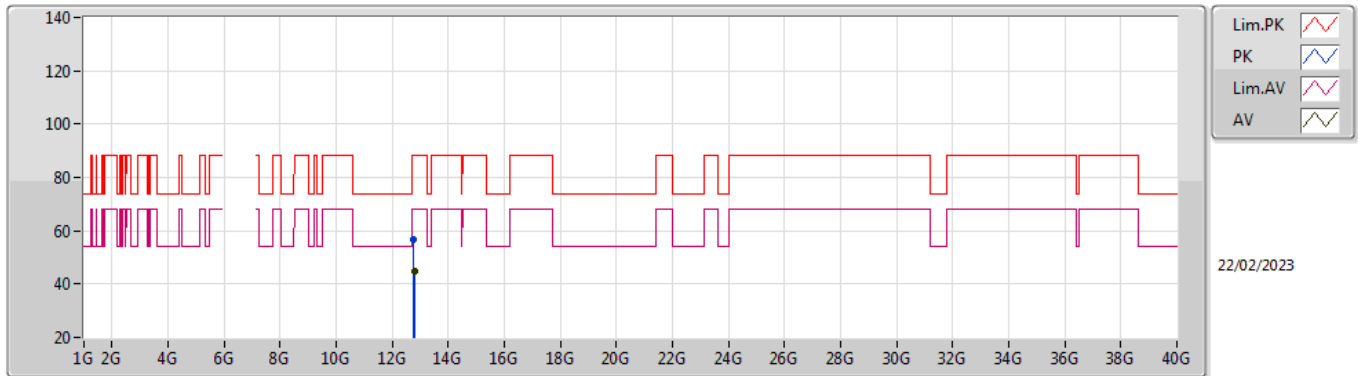


EUT\_Z\_4TX  
Setting 72  
06-H-A-4

Type	Freq (Hz)	Level (dBuV/m)	Limit (dBuV/m)	Margin (dB)	Raw (dBuV)	Dist (m)	Condition	Azimuth (°)	Height (m)	Comment	AF (dB)	CL (dB)	PA (dB)
PK	12.7988G	57.20	88.20	-31.00	41.87	3	Vertical	123	2.68	-	39.30	10.74	34.71
RMS	12.806G	44.84	68.20	-23.36	29.50	3	Vertical	123	2.68	-	39.31	10.74	34.71

5.925-6.425GHz\_802.11be EHT320-BF\_Nss1,(MCS0)\_4TX

6265MHz\_TX



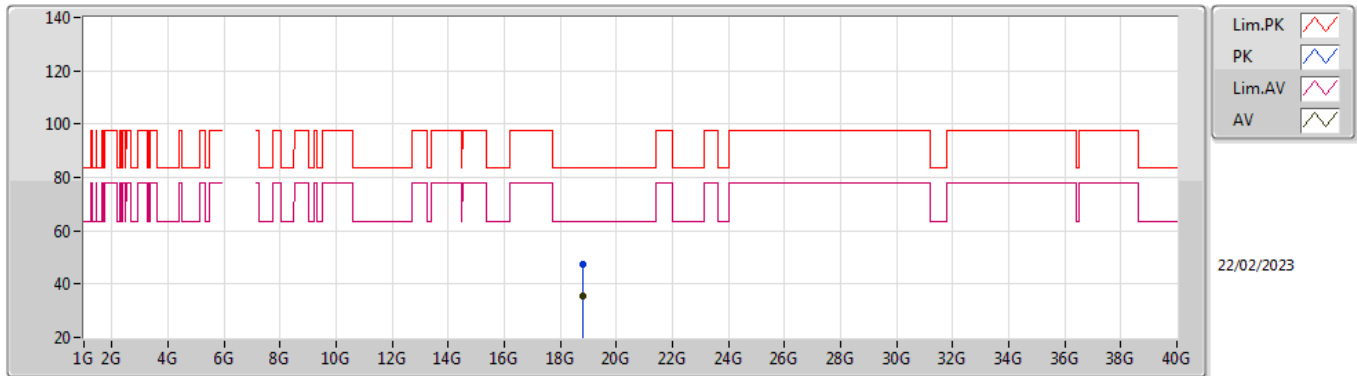
EUT\_Z\_4TX  
Setting 72  
06-H-A-4

Type	Freq (Hz)	Level (dBuV/m)	Limit (dBuV/m)	Margin (dB)	Raw (dBuV)	Dist (m)	Condition	Azimuth (°)	Height (m)	Comment	AF (dB)	CL (dB)	PA (dB)
PK	12.7538G	56.96	88.20	-31.24	41.79	3	Horizontal	210	2.60	-	39.16	10.72	34.71
RMS	12.8192G	44.73	68.20	-23.47	29.36	3	Horizontal	210	2.60	-	39.34	10.74	34.71



5.925-6.425GHz\_802.11be EHT320-BF\_Nss1,(MCS0)\_4TX

6265MHz\_TX

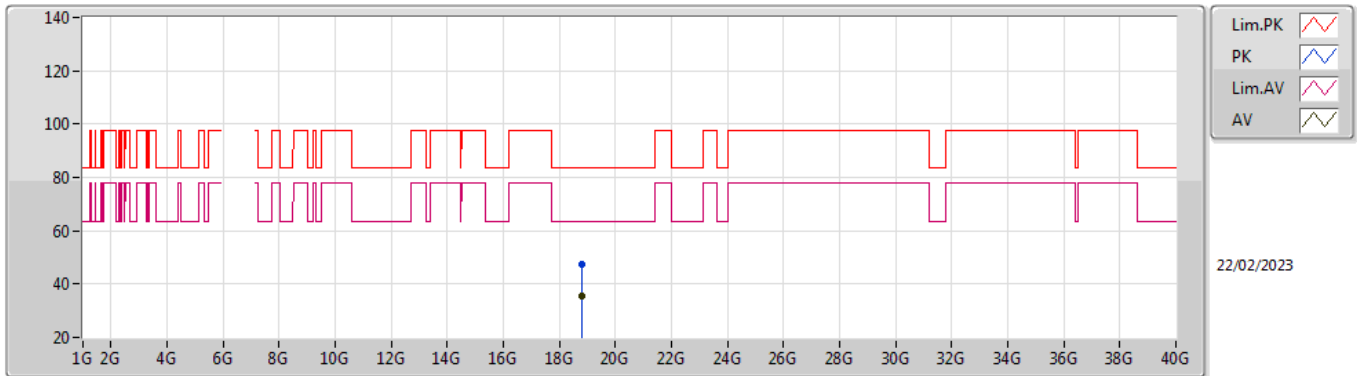


EUT\_Z\_4TX  
 Setting 72  
 06-H-A-4

Type	Freq (Hz)	Level (dBuV/m)	Limit (dBuV/m)	Margin (dB)	Raw (dBuV)	Dist (m)	Condition	Azimuth (°)	Height (m)	Comment	AF (dB)	CL (dB)	PA (dB)
PK	18.78603G	47.59	74.00	-26.41	43.75	1	Vertical	359	2.54	-	37.67	16.76	50.59
AV	18.79488G	35.30	54.00	-18.70	31.46	1	Vertical	359	2.54	-	37.66	16.77	50.59

5.925-6.425GHz\_802.11be EHT320-BF\_Nss1,(MCS0)\_4TX

6265MHz\_TX

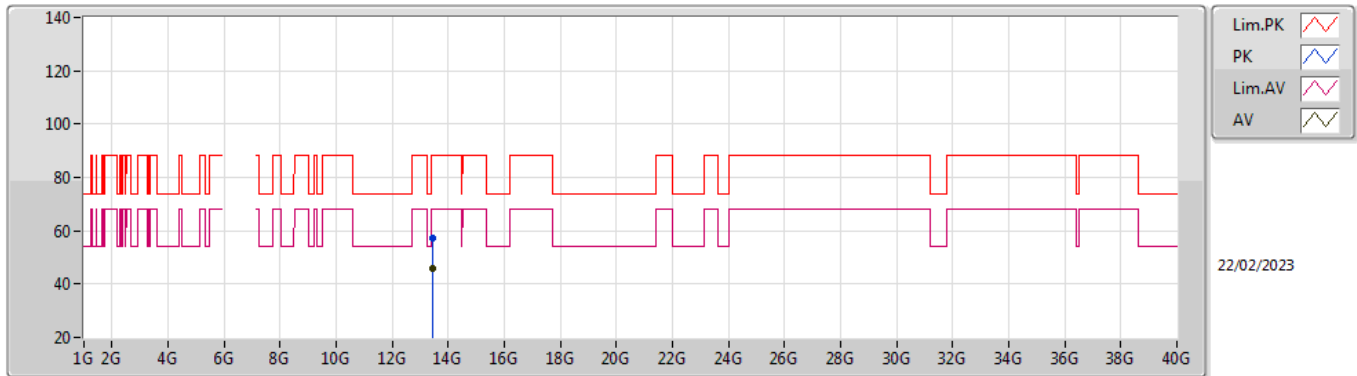


EUT\_Z\_4TX  
 Setting 72  
 06-H-A-4

Type	Freq (Hz)	Level (dBuV/m)	Limit (dBuV/m)	Margin (dB)	Raw (dBuV)	Dist (m)	Condition	Azimuth (°)	Height (m)	Comment	AF (dB)	CL (dB)	PA (dB)
PK	18.78372G	47.28	74.00	-26.72	43.43	1	Horizontal	82	1.17	-	37.67	16.76	50.58
AV	18.80559G	35.29	54.00	-18.71	31.47	1	Horizontal	82	1.17	-	37.66	16.77	50.61

6.425-6.525GHz\_802.11be EHT320-BF\_Nss1,(MCS0)\_4TX

6585MHz\_TX

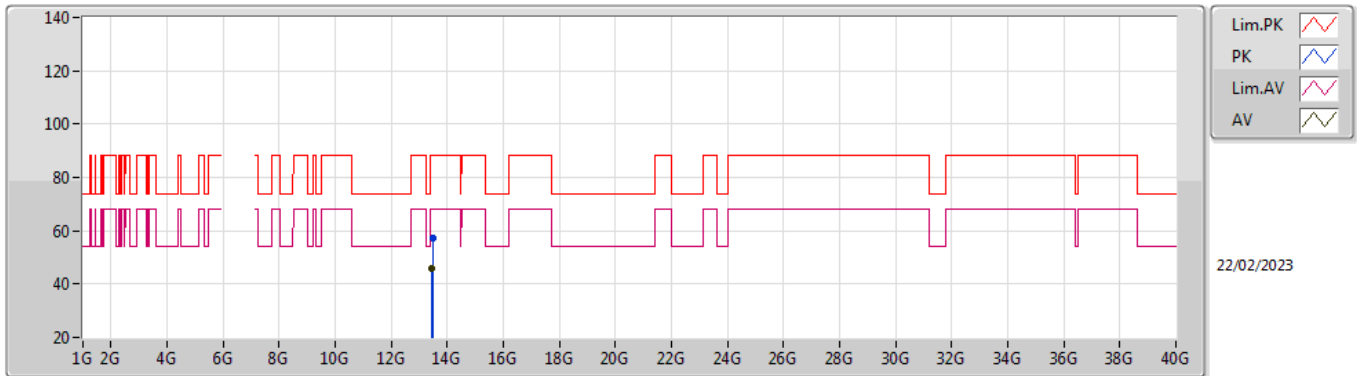


EUT\_Z\_4TX  
 Setting 70  
 06-H-A-4

Type	Freq (Hz)	Level (dBuV/m)	Limit (dBuV/m)	Margin (dB)	Raw (dBuV)	Dist (m)	Condition	Azimuth (°)	Height (m)	Comment	AF (dB)	CL (dB)	PA (dB)
PK	13.452G	57.28	88.20	-30.92	40.81	3	Vertical	338	1.55	-	40.20	10.94	34.67
RMS	13.4604G	46.06	68.20	-22.14	29.58	3	Vertical	338	1.55	-	40.20	10.95	34.67

6.425-6.525GHz\_802.11be EHT320-BF\_Nss1,(MCS0)\_4TX

6585MHz\_TX

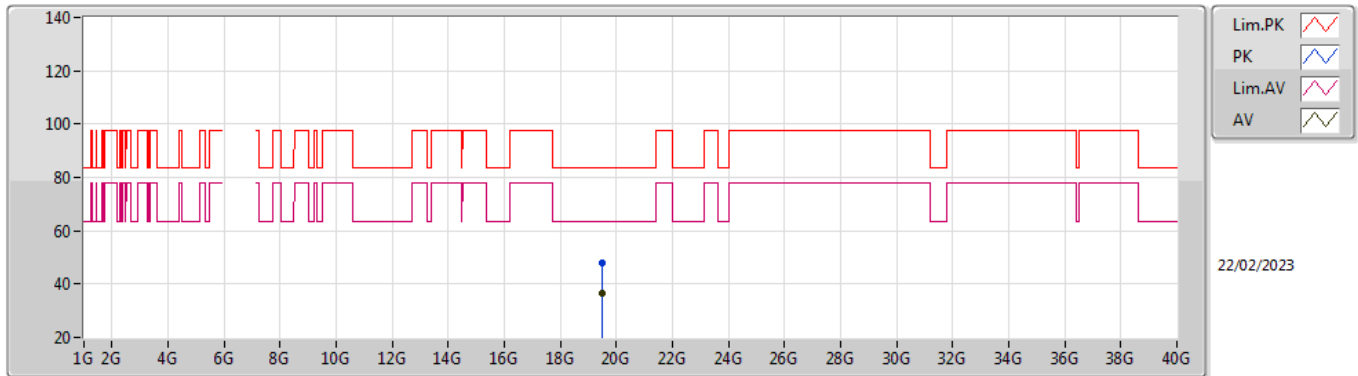


EUT\_Z\_4TX  
 Setting 70  
 06-H-A-4

Type	Freq (Hz)	Level (dBuV/m)	Limit (dBuV/m)	Margin (dB)	Raw (dBuV)	Dist (m)	Condition	Azimuth (°)	Height (m)	Comment	AF (dB)	CL (dB)	PA (dB)
PK	13.4682G	57.25	88.20	-30.95	40.77	3	Horizontal	98	2.66	-	40.20	10.95	34.67
RMS	13.4664G	46.11	68.20	-22.09	29.63	3	Horizontal	98	2.66	-	40.20	10.95	34.67

6.425-6.525GHz\_802.11be EHT320-BF\_Nss1,(MCS0)\_4TX

6585MHz\_TX

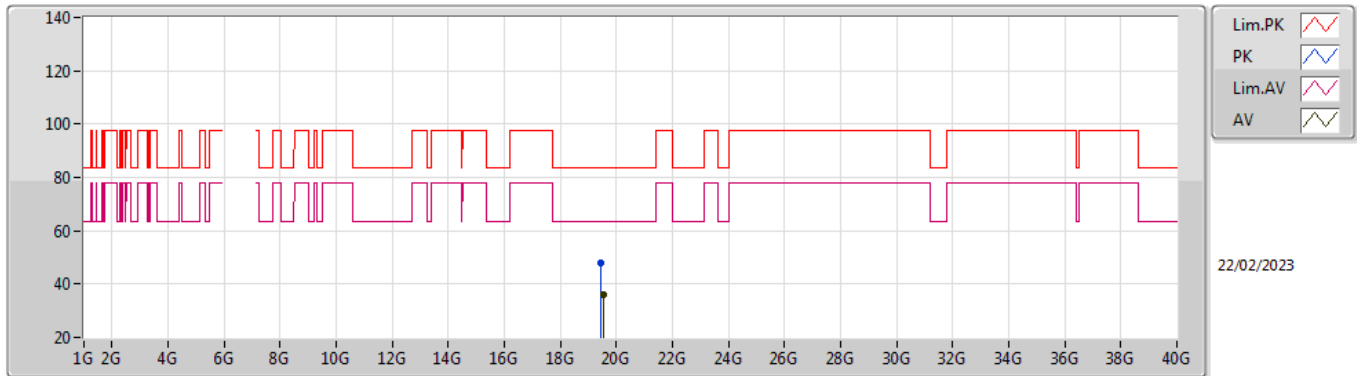


EUT\_Z\_4TX  
 Setting 70  
 06-H-A-4

Type	Freq (Hz)	Level (dBuV/m)	Limit (dBuV/m)	Margin (dB)	Raw (dBuV)	Dist (m)	Condition	Azimuth (°)	Height (m)	Comment	AF (dB)	CL (dB)	PA (dB)
PK	19.5024G	47.95	74.00	-26.05	44.59	1	Vertical	54	2.57	-	37.70	17.06	51.40
AV	19.4928G	36.34	54.00	-17.66	32.98	1	Vertical	54	2.57	-	37.70	17.05	51.39

6.425-6.525GHz\_802.11be EHT320-BF\_Nss1,(MCS0)\_4TX

6585MHz\_TX

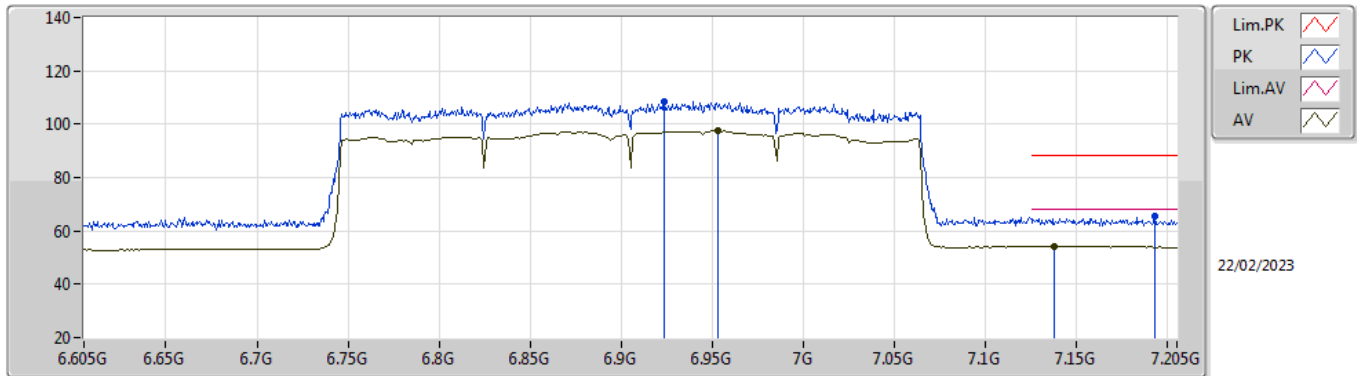


EUT\_Z\_4TX  
 Setting 70  
 06-H-A-4

Type	Freq (Hz)	Level (dBuV/m)	Limit (dBuV/m)	Margin (dB)	Raw (dBuV)	Dist (m)	Condition	Azimuth (°)	Height (m)	Comment	AF (dB)	CL (dB)	PA (dB)
PK	19.4646G	48.00	74.00	-26.00	44.63	1	Horizontal	339	1.30	-	37.69	17.04	51.36
AV	19.5294G	36.24	54.00	-17.76	32.91	1	Horizontal	339	1.30	-	37.69	17.07	51.43

6.525-6.875GHz\_802.11be EHT320-BF\_Nss1,(MCS0)\_4TX

6905MHz\_TX

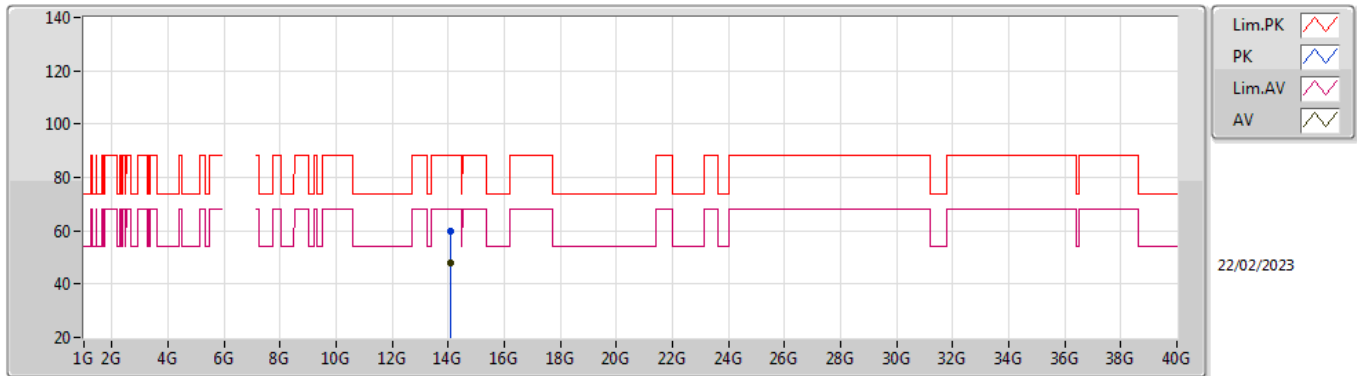


EUT\_Z\_4TX  
 Setting 71  
 06-H-A-4-10

Type	Freq (Hz)	Level (dBuV/m)	Limit (dBuV/m)	Margin (dB)	Raw (dBuV)	Dist (m)	Condition	Azimuth (°)	Height (m)	Comment	AF (dB)	CL (dB)	PA (dB)
PK	6.9236G	108.39	Inf	-Inf	98.12	3	Vertical	225	1.80	-	35.04	8.27	33.04
RMS	6.953G	97.55	Inf	-Inf	87.05	3	Vertical	225	1.80	-	35.21	8.33	33.04
PK	7.193G	65.51	88.20	-22.69	54.32	3	Vertical	225	1.80	-	36.27	8.21	33.29
RMS	7.1378G	54.20	68.20	-14.00	43.10	3	Vertical	225	1.80	-	36.05	8.27	33.22

6.525-6.875GHz\_802.11be EHT320-BF\_Nss1,(MCS0)\_4TX

6905MHz\_TX



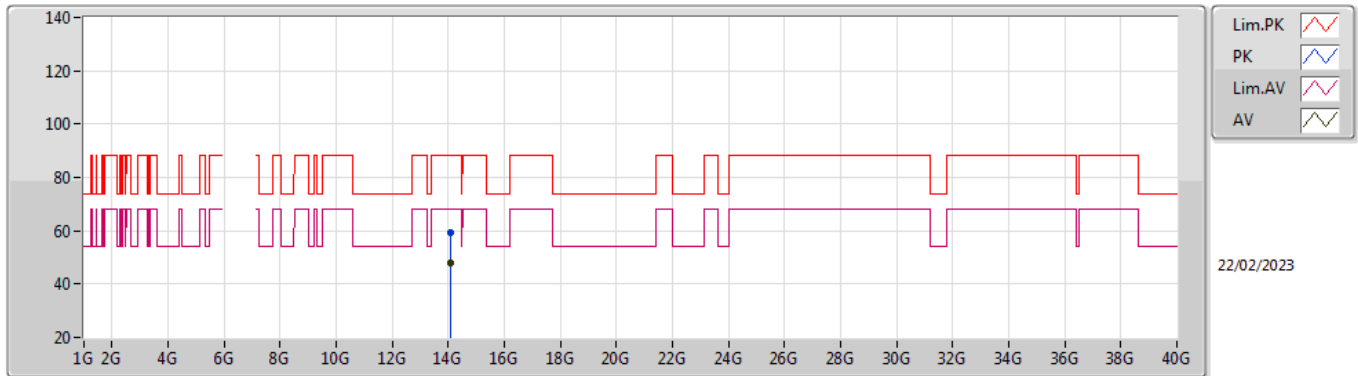
EUT\_Z\_4TX  
 Setting 71  
 06-H-A-4

Type	Freq (Hz)	Level (dBuV/m)	Limit (dBuV/m)	Margin (dB)	Raw (dBuV)	Dist (m)	Condition	Azimuth (°)	Height (m)	Comment	AF (dB)	CL (dB)	PA (dB)
PK	14.1022G	59.57	88.20	-28.63	41.76	3	Vertical	356	2.71	-	41.31	11.18	34.68
RMS	14.1058G	47.86	68.20	-20.34	30.04	3	Vertical	356	2.71	-	41.32	11.18	34.68



6.525-6.875GHz\_802.11be EHT320-BF\_Nss1,(MCS0)\_4TX

6905MHz\_TX

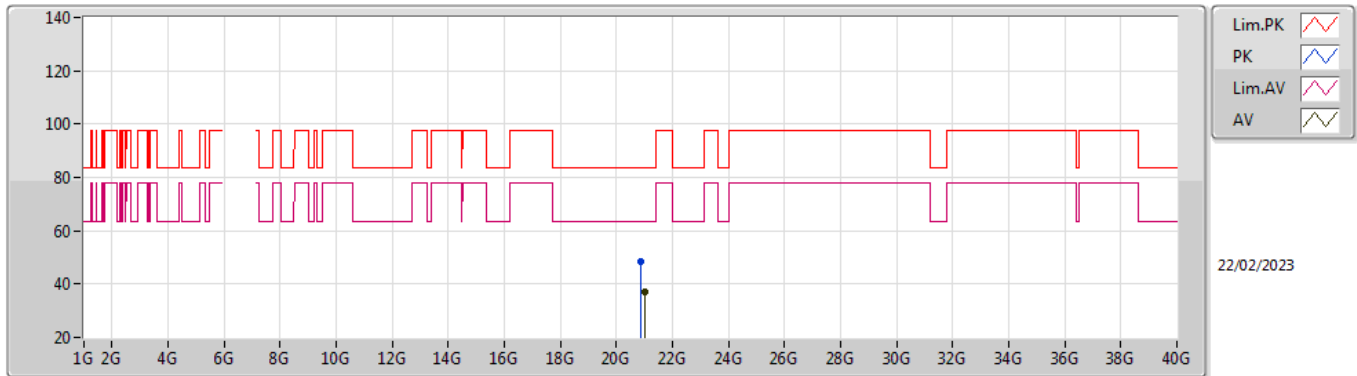


EUT\_Z\_4TX  
 Setting 71  
 06-H-A-4

Type	Freq (Hz)	Level (dBuV/m)	Limit (dBuV/m)	Margin (dB)	Raw (dBuV)	Dist (m)	Condition	Azimuth (°)	Height (m)	Comment	AF (dB)	CL (dB)	PA (dB)
PK	14.0824G	59.15	88.20	-29.05	41.42	3	Horizontal	258	1.90	-	41.25	11.16	34.68
RMS	14.1016G	47.91	68.20	-20.29	30.11	3	Horizontal	258	1.90	-	41.30	11.18	34.68

6.525-6.875GHz\_802.11be EHT320-BF\_Nss1,(MCS0)\_4TX

6905MHz\_TX

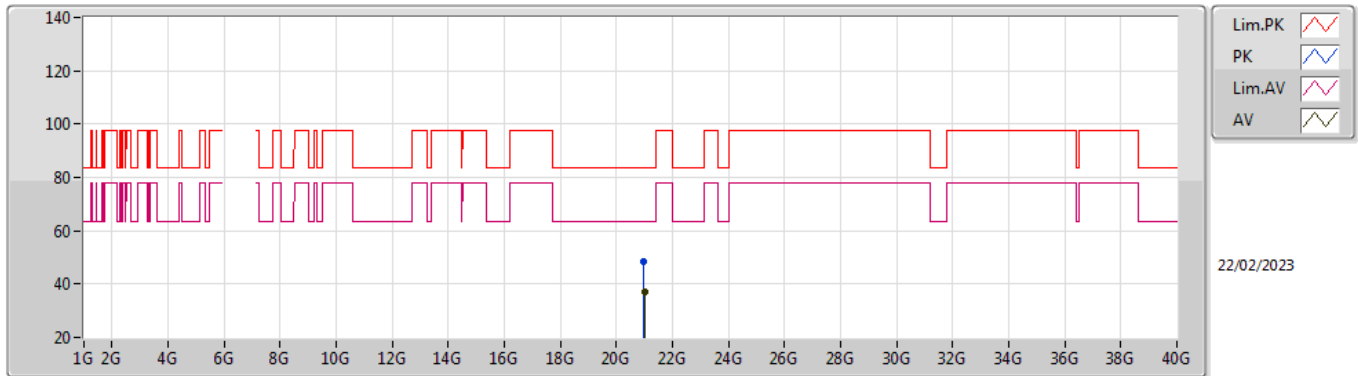


EUT\_Z\_4TX  
Setting 71  
06-H-A-4

Type	Freq (Hz)	Level (dBuV/m)	Limit (dBuV/m)	Margin (dB)	Raw (dBuV)	Dist (m)	Condition	Azimuth (°)	Height (m)	Comment	AF (dB)	CL (dB)	PA (dB)
PK	20.8632G	48.49	74.00	-25.51	44.89	1	Vertical	111	1.37	-	38.03	17.64	52.07
AV	21.0042G	37.03	54.00	-16.97	33.13	1	Vertical	111	1.37	-	38.30	17.70	52.10

6.525-6.875GHz\_802.11be EHT320-BF\_Nss1,(MCS0)\_4TX

6905MHz\_TX



EUT\_Z\_4TX  
Setting 71  
06-H-A-4

Type	Freq (Hz)	Level (dBuV/m)	Limit (dBuV/m)	Margin (dB)	Raw (dBuV)	Dist (m)	Condition	Azimuth (°)	Height (m)	Comment	AF (dB)	CL (dB)	PA (dB)
PK	20.9706G	48.66	74.00	-25.34	44.83	1	Horizontal	273	2.55	-	38.24	17.68	52.09
AV	20.997G	37.05	54.00	-16.95	33.17	1	Horizontal	273	2.55	-	38.29	17.69	52.10

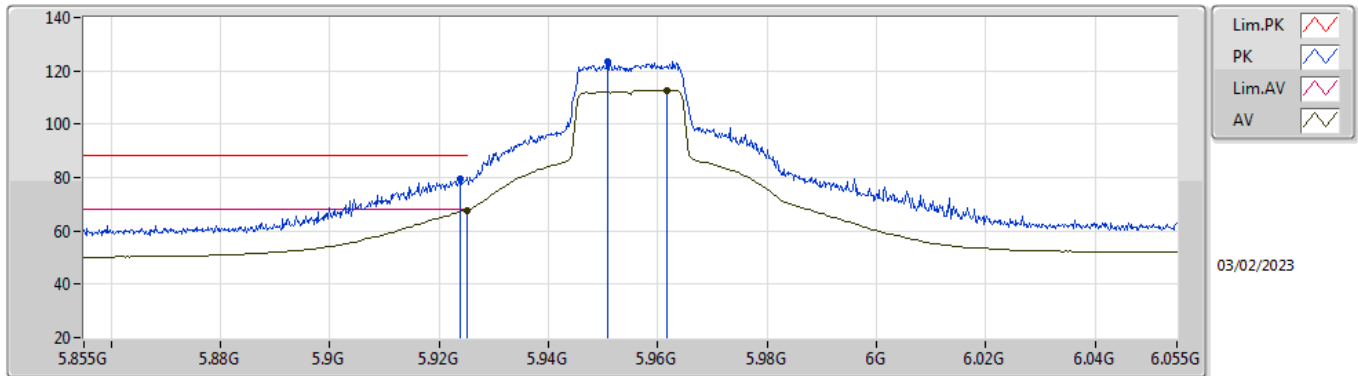


Summary

Mode	Result	Type	Freq (Hz)	Level (dBuV/m)	Limit (dBuV/m)	Margin (dB)	Dist (m)	Condition	Azimuth (°)	Height (m)	Comments
5.925-6.425GHz	-	-	-	-	-	-	-	-	-	-	-
802.11be EHT160-BF_Nss2,(MCS0)_4TX	Pass	RMS	5.925G	68.16	68.20	-0.04	3	Vertical	292.9	1.80	-

5.925-6.425GHz\_802.11be EHT20-BF\_Nss2,(MCS0)\_4TX

5955MHz\_TX

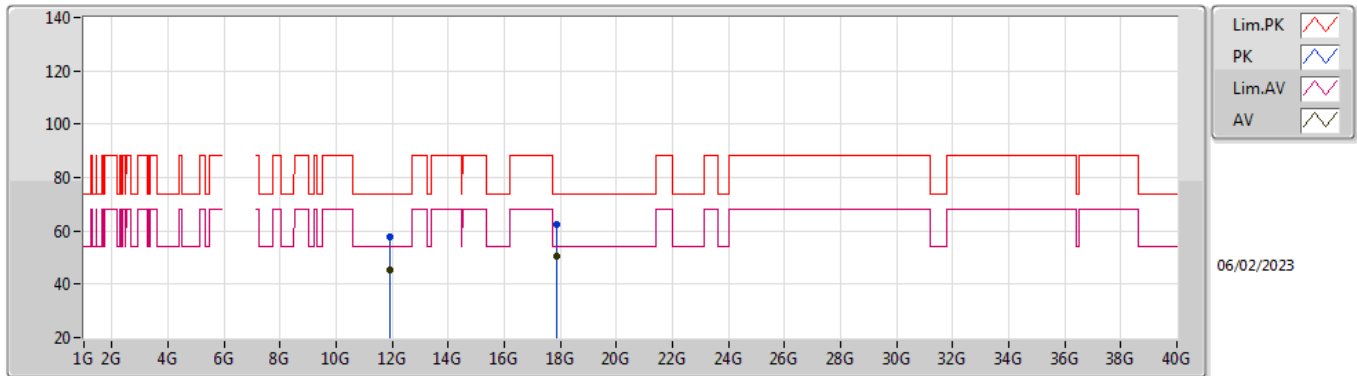


EUT\_Z\_4TX  
Setting 92  
06-I-K-3-10

Type	Freq (Hz)	Level (dBuV/m)	Limit (dBuV/m)	Margin (dB)	Raw (dBuV)	Dist (m)	Condition	Azimuth (°)	Height (m)	Comment	AF (dB)	CL (dB)	PA (dB)
PK	5.9238G	79.30	88.20	-8.90	71.68	3	Vertical	5	1.79	-	32.60	7.38	32.36
RMS	5.925G	67.76	68.20	-0.44	60.14	3	Vertical	5	1.79	-	32.60	7.38	32.36
PK	5.9508G	123.62	Inf	-Inf	115.99	3	Vertical	5	1.79	-	32.60	7.39	32.36
RMS	5.9618G	112.65	Inf	-Inf	105.03	3	Vertical	5	1.79	-	32.58	7.39	32.35

5.925-6.425GHz\_802.11be EHT20-BF\_Nss2,(MCS0)\_4TX

5955MHz\_TX

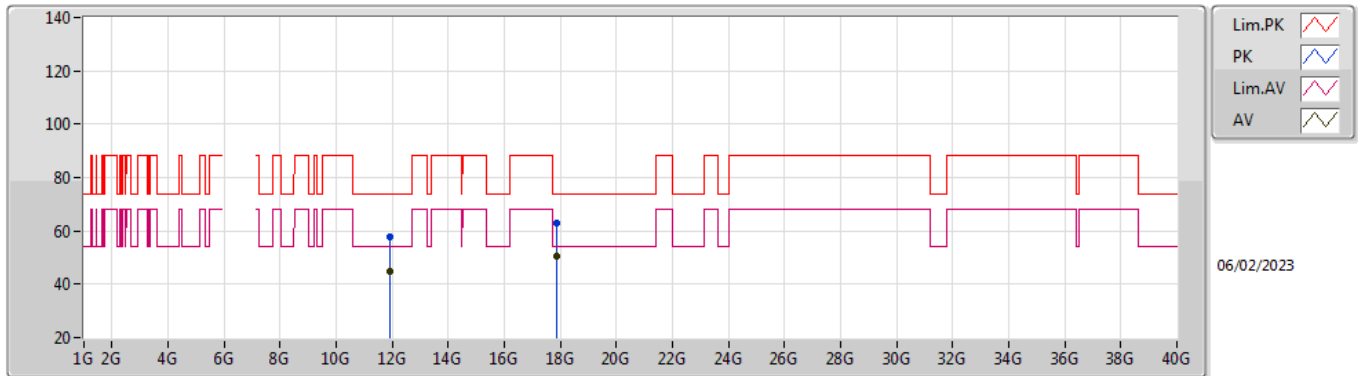


EUT\_Z\_4TX  
 Setting 92  
 06-I-K-3

Type	Freq (Hz)	Level (dBuV/m)	Limit (dBuV/m)	Margin (dB)	Raw (dBuV)	Dist (m)	Condition	Azimuth (°)	Height (m)	Comment	AF (dB)	CL (dB)	PA (dB)
PK	11.92124G	57.58	74.00	-16.42	42.85	3	Vertical	86	1.80	-	38.94	10.46	34.67
AV	11.91016G	45.43	54.00	-8.57	30.72	3	Vertical	86	1.80	-	38.92	10.46	34.67
PK	17.86749G	62.37	74.00	-11.63	36.90	3	Vertical	267	2.19	-	47.75	12.99	35.27
AV	17.86893G	50.44	54.00	-3.56	24.93	3	Vertical	267	2.19	-	47.79	12.99	35.27

5.925-6.425GHz\_802.11be EHT20-BF\_Nss2,(MCS0)\_4TX

5955MHz\_TX

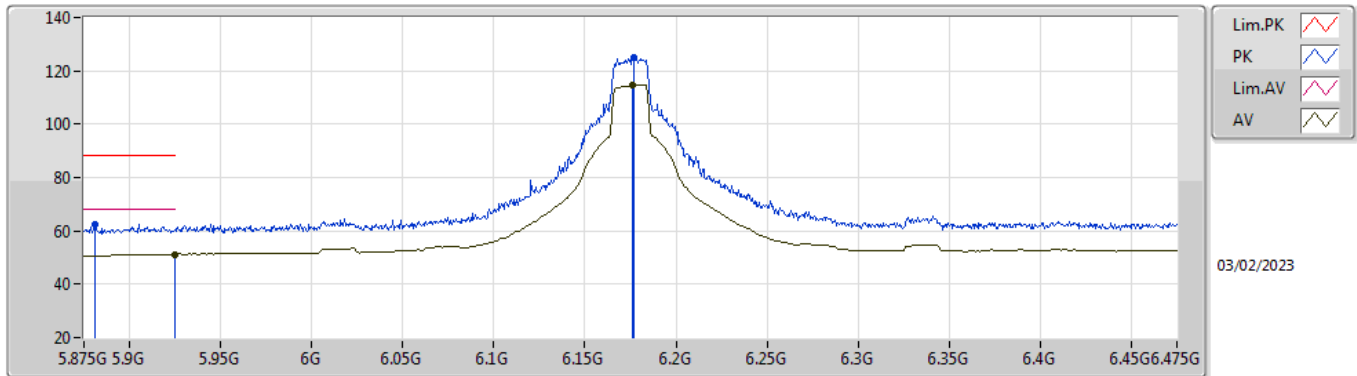


EUT\_Z\_4TX  
 Setting 92  
 06-I-K-3

Type	Freq (Hz)	Level (dBuV/m)	Limit (dBuV/m)	Margin (dB)	Raw (dBuV)	Dist (m)	Condition	Azimuth (°)	Height (m)	Comment	AF (dB)	CL (dB)	PA (dB)
PK	11.914G	57.56	74.00	-16.44	42.84	3	Horizontal	104	1.80	-	38.93	10.46	34.67
AV	11.90532G	44.92	54.00	-9.08	30.22	3	Horizontal	104	1.80	-	38.91	10.46	34.67
PK	17.86337G	62.74	74.00	-11.26	37.37	3	Horizontal	115	1.68	-	47.66	12.98	35.27
AV	17.8625G	50.50	54.00	-3.50	25.15	3	Horizontal	115	1.68	-	47.64	12.98	35.27

5.925-6.425GHz\_802.11be EHT20-BF\_Nss2,(MCS0)\_4TX

6175MHz\_TX



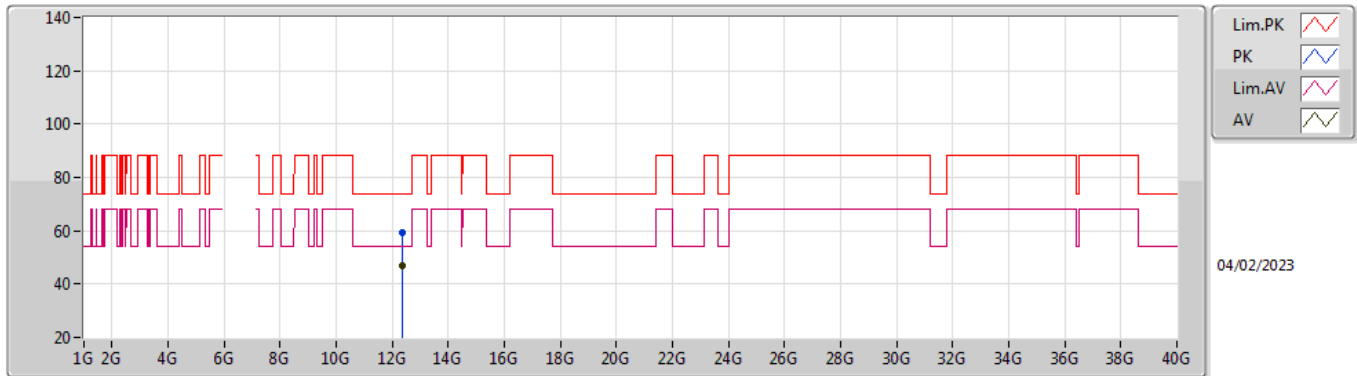
EUT\_Z\_4TX  
Setting 108  
06-I-K-3-10

Type	Freq (Hz)	Level (dBuV/m)	Limit (dBuV/m)	Margin (dB)	Raw (dBuV)	Dist (m)	Condition	Azimuth (°)	Height (m)	Comment	AF (dB)	CL (dB)	PA (dB)
PK	5.881G	62.28	88.20	-25.92	54.80	3	Vertical	29	1.80	-	32.49	7.37	32.38
RMS	5.925G	51.21	68.20	-16.99	43.59	3	Vertical	29	1.80	-	32.60	7.38	32.36
PK	6.1768G	125.20	Inf	-Inf	117.47	3	Vertical	29	1.80	-	32.81	7.51	32.59
RMS	6.1762G	114.73	Inf	-Inf	107.01	3	Vertical	29	1.80	-	32.80	7.51	32.59



5.925-6.425GHz\_802.11be EHT20-BF\_Nss2,(MCS0)\_4TX

6175MHz\_TX

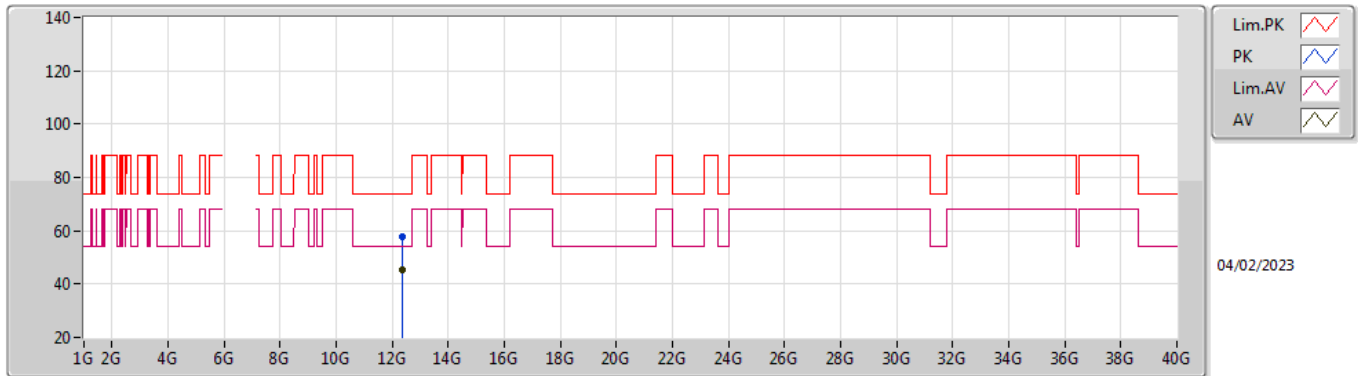


EUT\_Z\_4TX  
 Setting 108  
 06-I-K-3

Type	Freq (Hz)	Level (dBuV/m)	Limit (dBuV/m)	Margin (dB)	Raw (dBuV)	Dist (m)	Condition	Azimuth (°)	Height (m)	Comment	AF (dB)	CL (dB)	PA (dB)
PK	12.34976G	59.49	74.00	-14.51	44.84	3	Vertical	39	1.93	-	38.75	10.59	34.69
AV	12.35012G	47.11	54.00	-6.89	32.46	3	Vertical	39	1.93	-	38.75	10.59	34.69

5.925-6.425GHz\_802.11be EHT20-BF\_Nss2,(MCS0)\_4TX

6175MHz\_TX

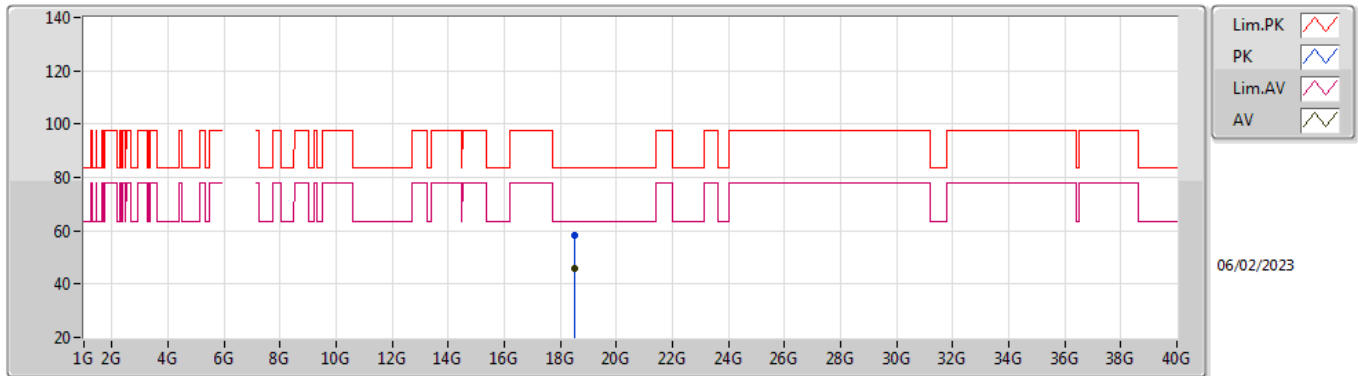


EUT\_Z\_4TX  
 Setting 108  
 06-I-K-3

Type	Freq (Hz)	Level (dBuV/m)	Limit (dBuV/m)	Margin (dB)	Raw (dBuV)	Dist (m)	Condition	Azimuth (°)	Height (m)	Comment	AF (dB)	CL (dB)	PA (dB)
PK	12.33656G	57.90	74.00	-16.10	43.24	3	Horizontal	161	1.80	-	38.76	10.59	34.69
AV	12.35568G	45.09	54.00	-8.91	30.45	3	Horizontal	161	1.80	-	38.74	10.59	34.69

5.925-6.425GHz\_802.11be EHT20-BF\_Nss2,(MCS0)\_4TX

6175MHz\_TX

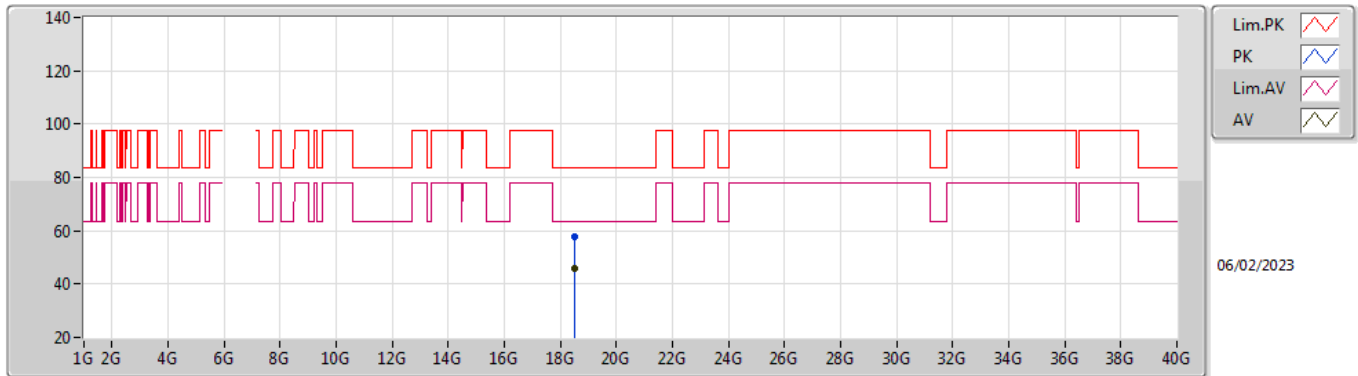


EUT\_Z\_4TX  
Setting 108  
06-I-W-4

Type	Freq (Hz)	Level (dBuV/m)	Limit (dBuV/m)	Margin (dB)	Raw (dBuV)	Dist (m)	Condition	Azimuth (°)	Height (m)	Comment	AF (dB)	CL (dB)	PA (dB)
PK	18.52677G	58.45	83.54	-25.09	54.51	1	Vertical	202	2.45	-	37.61	16.66	50.33
AV	18.5127G	45.62	63.54	-17.92	41.67	1	Vertical	202	2.45	-	37.61	16.65	50.31

5.925-6.425GHz\_802.11be EHT20-BF\_Nss2,(MCS0)\_4TX

6175MHz\_TX

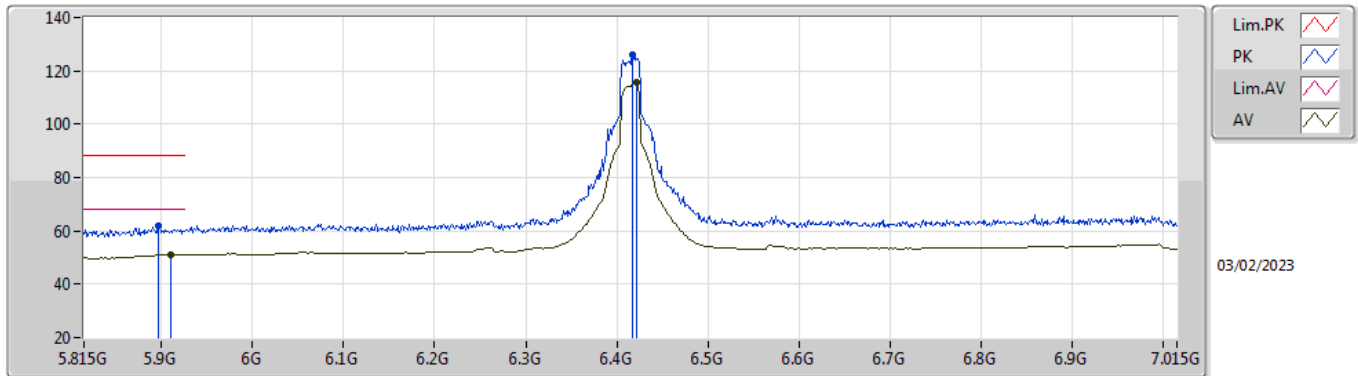


EUT\_Z\_4TX  
 Setting 108  
 06-I-W-4

Type	Freq (Hz)	Level (dBuV/m)	Limit (dBuV/m)	Margin (dB)	Raw (dBuV)	Dist (m)	Condition	Azimuth (°)	Height (m)	Comment	AF (dB)	CL (dB)	PA (dB)
PK	18.52191G	57.80	83.54	-25.74	53.86	1	Horizontal	129	1.13	-	37.61	16.65	50.32
AV	18.51597G	45.80	63.54	-17.74	41.86	1	Horizontal	129	1.13	-	37.61	16.65	50.32

5.925-6.425GHz\_802.11be EHT20-BF\_Nss2,(MCS0)\_4TX

6415MHz\_TX

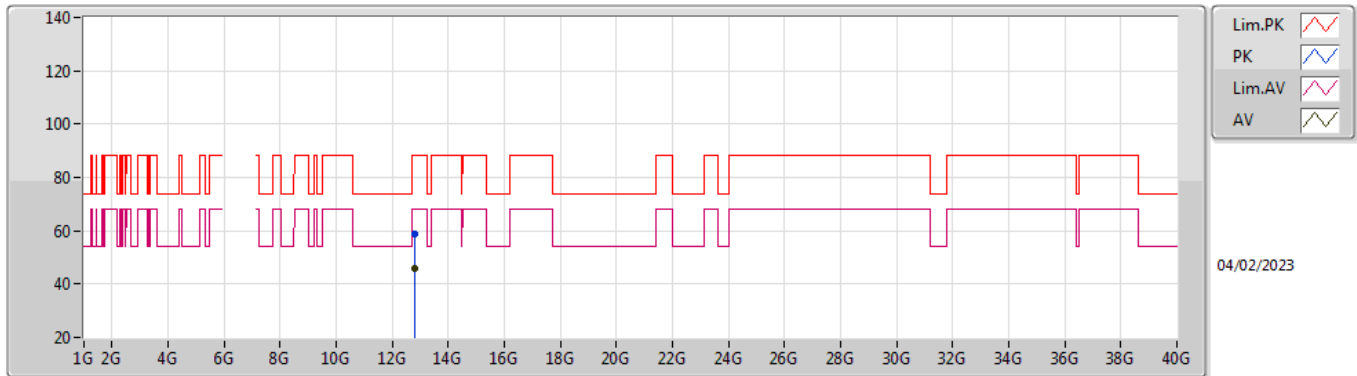


EUT\_Z\_4TX  
 Setting 108  
 06-I-R-6-10

Type	Freq (Hz)	Level (dBuV/m)	Limit (dBuV/m)	Margin (dB)	Raw (dBuV)	Dist (m)	Condition	Azimuth (°)	Height (m)	Comment	AF (dB)	CL (dB)	PA (dB)
PK	5.8966G	61.92	88.20	-26.28	54.34	3	Vertical	27	1.95	-	32.58	7.37	32.37
RMS	5.911G	51.02	68.20	-17.18	43.41	3	Vertical	27	1.95	-	32.60	7.38	32.37
PK	6.4174G	125.88	Inf	-Inf	116.99	3	Vertical	27	1.95	-	33.83	8.00	32.94
RMS	6.4222G	115.46	Inf	-Inf	106.57	3	Vertical	27	1.95	-	33.84	8.00	32.95

5.925-6.425GHz\_802.11be EHT20-BF\_Nss2,(MCS0)\_4TX

6415MHz\_TX

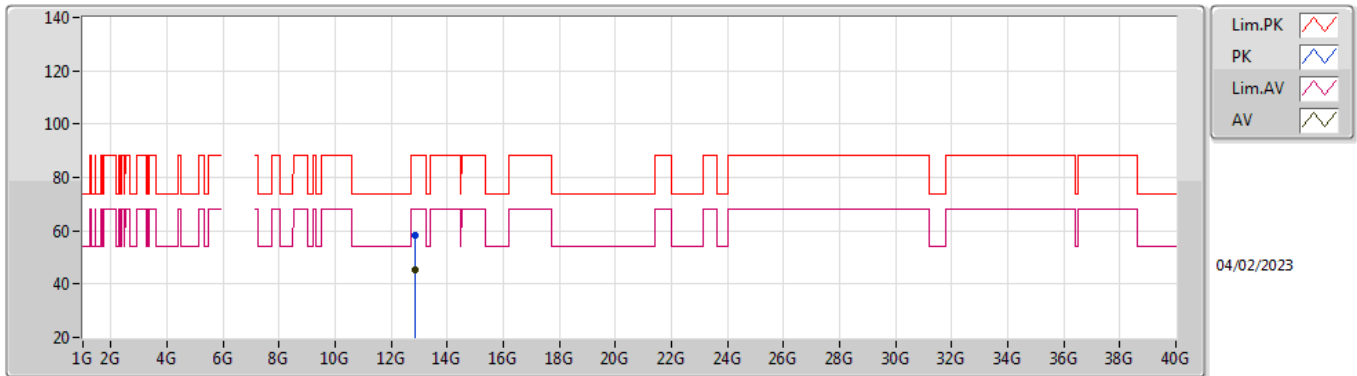


EUT\_Z\_4TX  
 Setting 108  
 06-I-K-3

Type	Freq (Hz)	Level (dBuV/m)	Limit (dBuV/m)	Margin (dB)	Raw (dBuV)	Dist (m)	Condition	Azimuth (°)	Height (m)	Comment	AF (dB)	CL (dB)	PA (dB)
PK	12.82408G	58.61	88.20	-29.59	43.23	3	Vertical	40	1.76	-	39.35	10.74	34.71
RMS	12.82512G	45.63	68.20	-22.57	30.25	3	Vertical	40	1.76	-	39.35	10.74	34.71

5.925-6.425GHz\_802.11be EHT20-BF\_Nss2,(MCS0)\_4TX

6415MHz\_TX

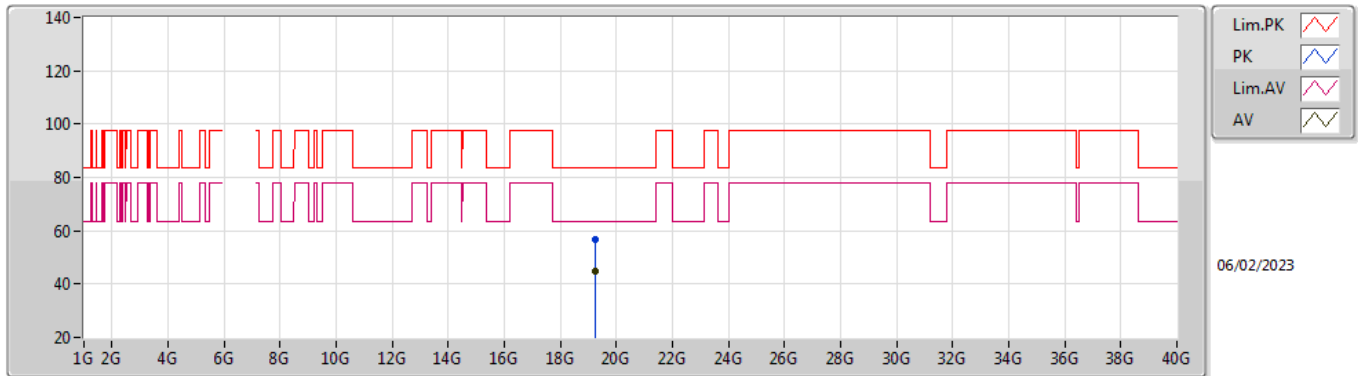


EUT\_Z\_4TX  
 Setting 108  
 06-I-K-3

Type	Freq (Hz)	Level (dBuV/m)	Limit (dBuV/m)	Margin (dB)	Raw (dBuV)	Dist (m)	Condition	Azimuth (°)	Height (m)	Comment	AF (dB)	CL (dB)	PA (dB)
PK	12.83018G	58.29	88.20	-29.91	42.89	3	Horizontal	9	3.00	-	39.36	10.75	34.71
RMS	12.82884G	45.52	68.20	-22.68	30.12	3	Horizontal	9	3.00	-	39.36	10.75	34.71

5.925-6.425GHz\_802.11be EHT20-BF\_Nss2,(MCS0)\_4TX

6415MHz\_TX



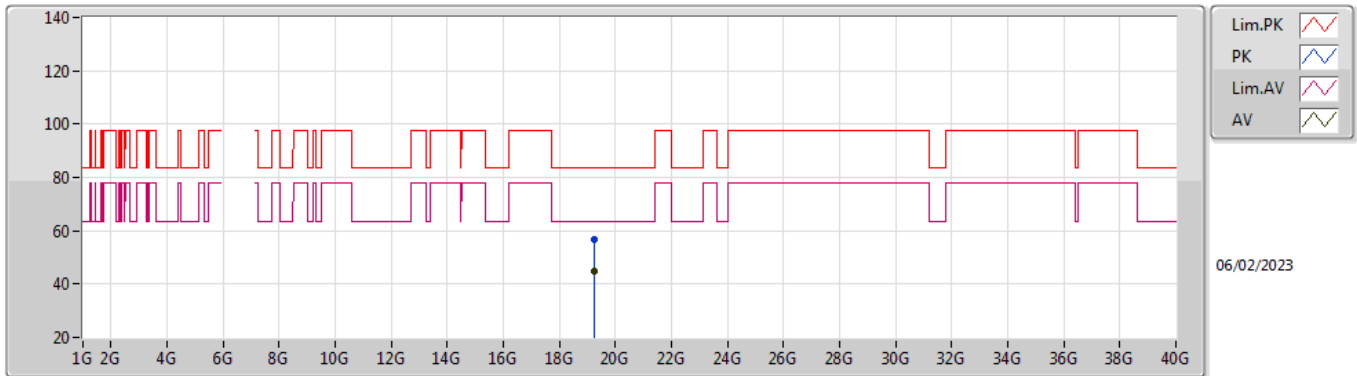
EUT\_Z\_4TX  
 Setting 108  
 06-I-W-4

Type	Freq (Hz)	Level (dBuV/m)	Limit (dBuV/m)	Margin (dB)	Raw (dBuV)	Dist (m)	Condition	Azimuth (°)	Height (m)	Comment	AF (dB)	CL (dB)	PA (dB)
PK	19.23783G	56.97	83.54	-26.57	53.51	1	Vertical	194	2.54	-	37.60	16.95	51.09
AV	19.23243G	44.62	63.54	-18.92	41.16	1	Vertical	194	2.54	-	37.59	16.95	51.08



5.925-6.425GHz\_802.11be EHT20-BF\_Nss2,(MCS0)\_4TX

6415MHz\_TX

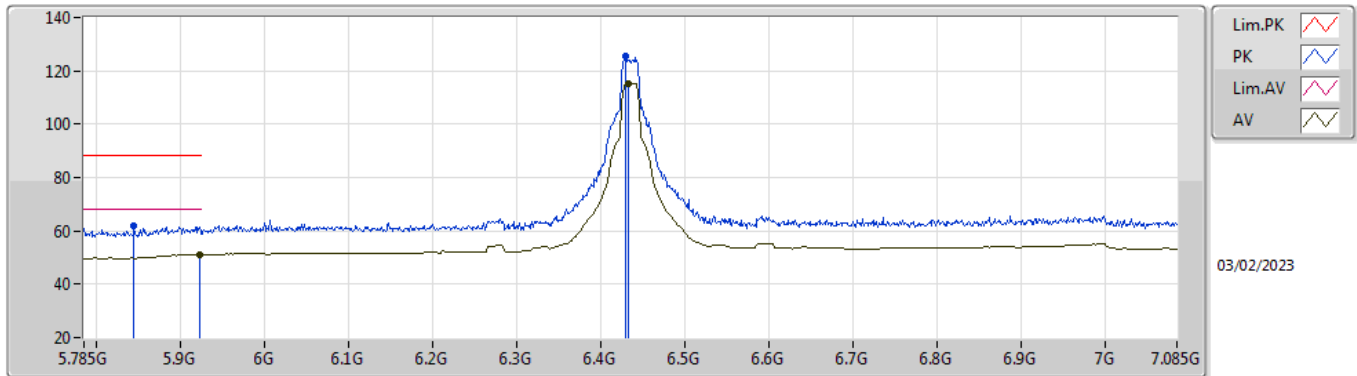


EUT\_Z\_4TX  
 Setting 108  
 06-I-W-4

Type	Freq (Hz)	Level (dBuV/m)	Limit (dBuV/m)	Margin (dB)	Raw (dBuV)	Dist (m)	Condition	Azimuth (°)	Height (m)	Comment	AF (dB)	CL (dB)	PA (dB)
PK	19.25499G	56.80	83.54	-26.74	53.36	1	Horizontal	52	1.48	-	37.60	16.95	51.11
AV	19.23195G	44.62	63.54	-18.92	41.16	1	Horizontal	52	1.48	-	37.59	16.95	51.08

6.425-6.525GHz\_802.11be EHT20-BF\_Nss2,(MCS0)\_4TX

6435MHz\_TX



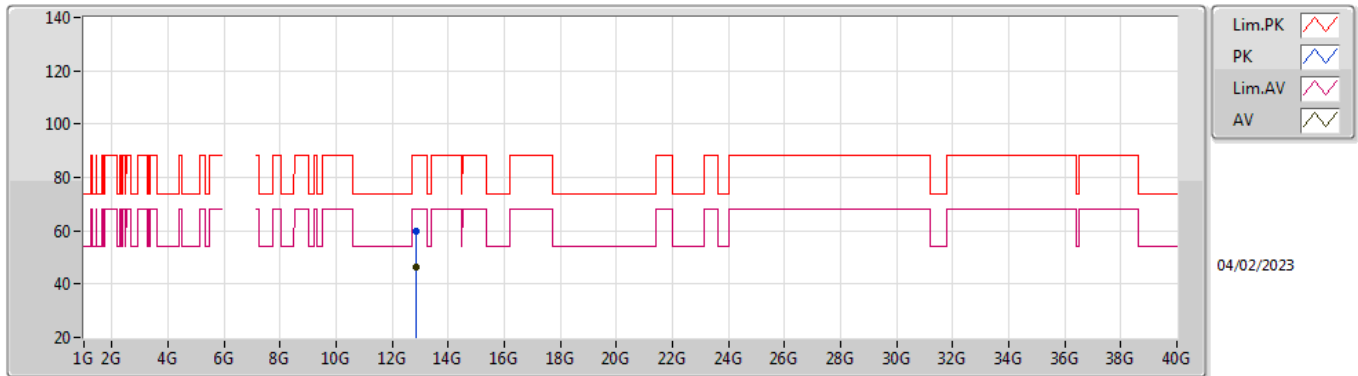
03/02/2023

EUT\_Z\_4TX  
Setting 108  
06-I-R-6-10

Type	Freq (Hz)	Level (dBuV/m)	Limit (dBuV/m)	Margin (dB)	Raw (dBuV)	Dist (m)	Condition	Azimuth (°)	Height (m)	Comment	AF (dB)	CL (dB)	PA (dB)
PK	5.8448G	61.86	88.20	-26.34	54.59	3	Vertical	225	1.80	-	32.30	7.36	32.39
RMS	5.9228G	51.05	68.20	-17.15	43.43	3	Vertical	225	1.80	-	32.60	7.38	32.36
PK	6.4298G	125.45	Inf	-Inf	116.55	3	Vertical	225	1.80	-	33.86	8.00	32.96
RMS	6.4324G	115.18	Inf	-Inf	106.28	3	Vertical	225	1.80	-	33.86	8.00	32.96

6.425-6.525GHz\_802.11be EHT20-BF\_Nss2,(MCS0)\_4TX

6435MHz\_TX

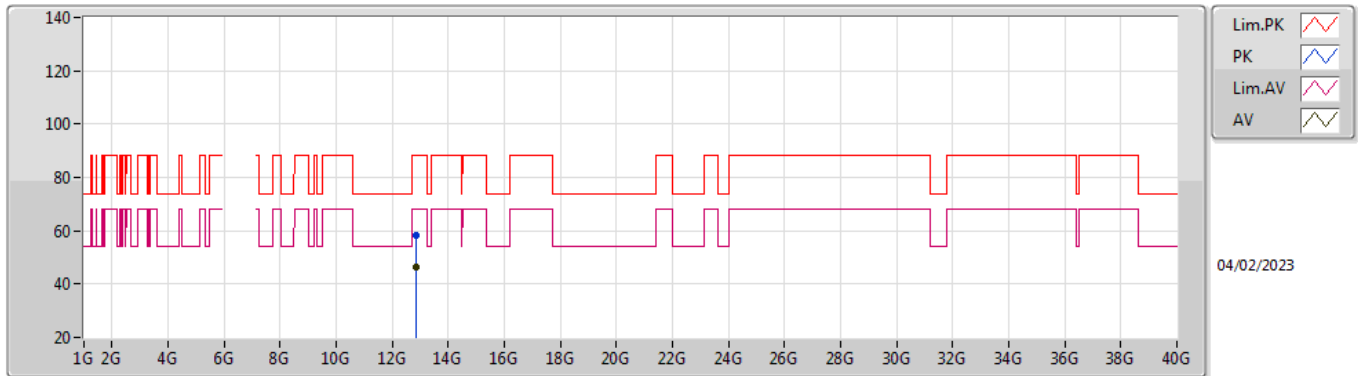


EUT\_Z\_4TX  
 Setting 108  
 06-I-K-3

Type	Freq (Hz)	Level (dBuV/m)	Limit (dBuV/m)	Margin (dB)	Raw (dBuV)	Dist (m)	Condition	Azimuth (°)	Height (m)	Comment	AF (dB)	CL (dB)	PA (dB)
PK	12.87018G	59.89	88.20	-28.31	44.40	3	Vertical	38	3.00	-	39.44	10.76	34.71
RMS	12.8714G	46.42	68.20	-21.78	30.93	3	Vertical	38	3.00	-	39.44	10.76	34.71

6.425-6.525GHz\_802.11be EHT20-BF\_Nss2,(MCS0)\_4TX

6435MHz\_TX

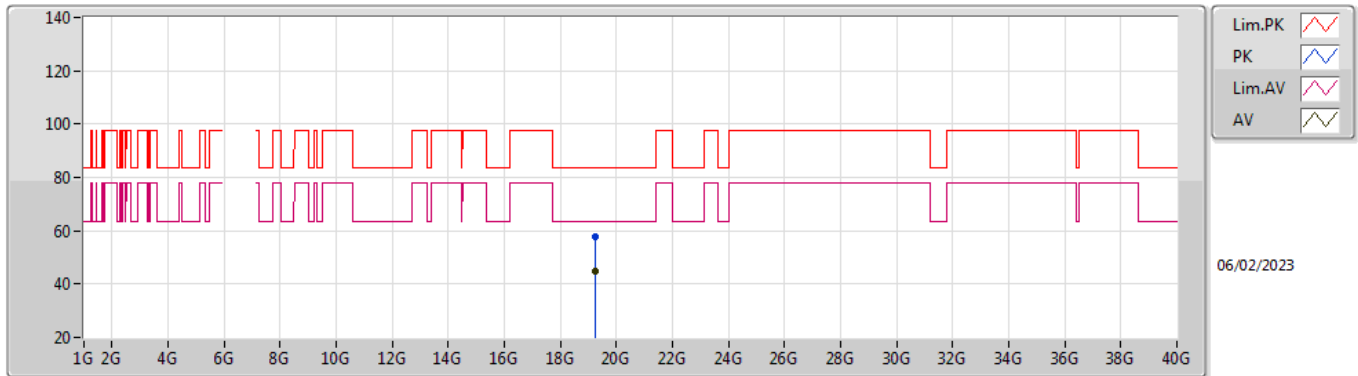


EUT\_Z\_4TX  
 Setting 108  
 06-I-K-3

Type	Freq (Hz)	Level (dBuV/m)	Limit (dBuV/m)	Margin (dB)	Raw (dBuV)	Dist (m)	Condition	Azimuth (°)	Height (m)	Comment	AF (dB)	CL (dB)	PA (dB)
PK	12.87186G	58.38	88.20	-29.82	42.89	3	Horizontal	47	1.22	-	39.44	10.76	34.71
RMS	12.868G	46.35	68.20	-21.85	30.86	3	Horizontal	47	1.22	-	39.44	10.76	34.71

6.425-6.525GHz\_802.11be EHT20-BF\_Nss2,(MCS0)\_4TX

6435MHz\_TX

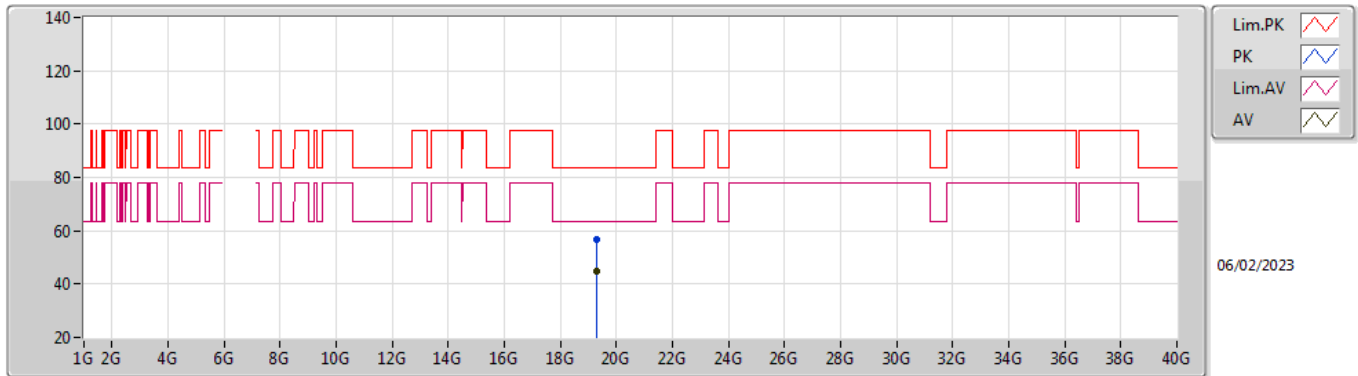


EUT\_Z\_4TX  
 Setting 108  
 06-I-W-4

Type	Freq (Hz)	Level (dBuV/m)	Limit (dBuV/m)	Margin (dB)	Raw (dBuV)	Dist (m)	Condition	Azimuth (°)	Height (m)	Comment	AF (dB)	CL (dB)	PA (dB)
PK	19.24533G	57.76	83.54	-25.78	54.30	1	Vertical	333	2.38	-	37.60	16.95	51.09
AV	19.23222G	44.62	63.54	-18.92	41.16	1	Vertical	333	2.38	-	37.59	16.95	51.08

6.425-6.525GHz\_802.11be EHT20-BF\_Nss2,(MCS0)\_4TX

6435MHz\_TX

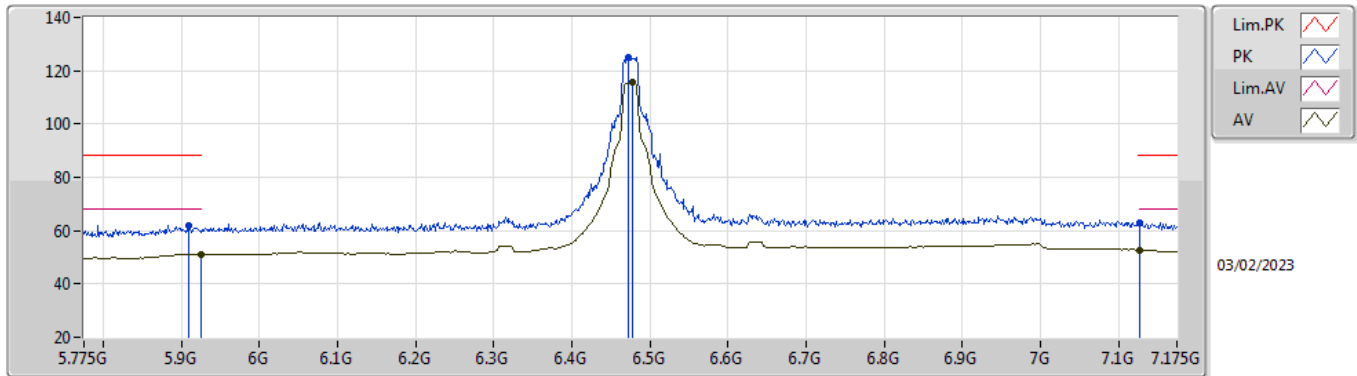


EUT\_Z\_4TX  
Setting 108  
06-I-W-4

Type	Freq (Hz)	Level (dBuV/m)	Limit (dBuV/m)	Margin (dB)	Raw (dBuV)	Dist (m)	Condition	Azimuth (°)	Height (m)	Comment	AF (dB)	CL (dB)	PA (dB)
PK	19.30137G	56.79	83.54	-26.75	53.36	1	Horizontal	41	2.77	-	37.62	16.97	51.16
AV	19.3167G	44.64	63.54	-18.90	41.21	1	Horizontal	41	2.77	-	37.63	16.98	51.18

6.425-6.525GHz\_802.11be EHT20-BF\_Nss2,(MCS0)\_4TX

6475MHz\_TX

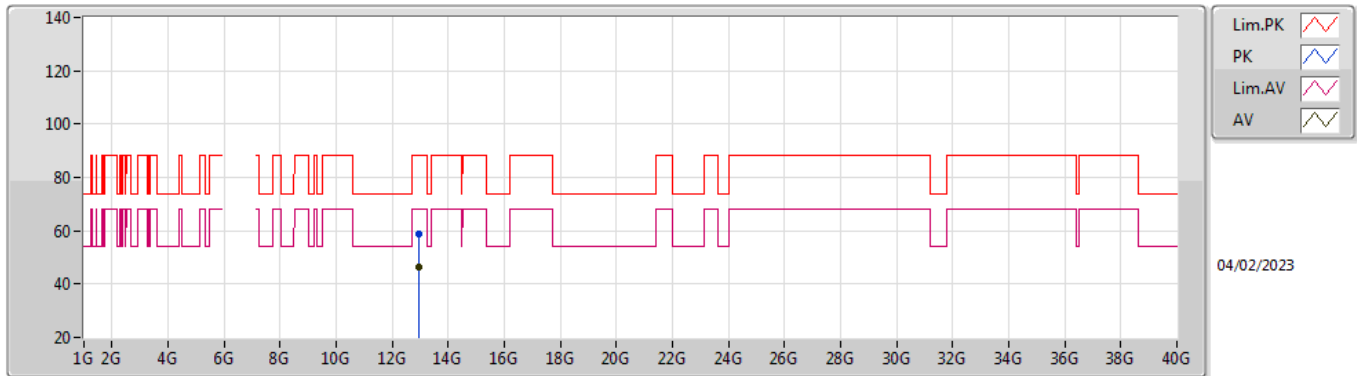


EUT\_Z\_4TX  
Setting 108  
06-I-R-6-10

Type	Freq (Hz)	Level (dBuV/m)	Limit (dBuV/m)	Margin (dB)	Raw (dBuV)	Dist (m)	Condition	Azimuth (°)	Height (m)	Comment	AF (dB)	CL (dB)	PA (dB)
PK	5.9094G	61.97	88.20	-26.23	54.36	3	Vertical	215	1.80	-	32.60	7.38	32.37
RMS	5.925G	51.04	68.20	-17.16	43.42	3	Vertical	215	1.80	-	32.60	7.38	32.36
PK	6.4722G	125.23	Inf	-Inf	116.27	3	Vertical	215	1.80	-	33.99	7.99	33.02
RMS	6.4778G	115.70	Inf	-Inf	106.73	3	Vertical	215	1.80	-	34.01	7.99	33.03
PK	7.1274G	63.05	88.20	-25.15	51.95	3	Vertical	215	1.80	-	36.01	8.29	33.20
RMS	7.1274G	52.72	68.20	-15.48	41.62	3	Vertical	215	1.80	-	36.01	8.29	33.20

6.425-6.525GHz\_802.11be EHT20-BF\_Nss2,(MCS0)\_4TX

6475MHz\_TX



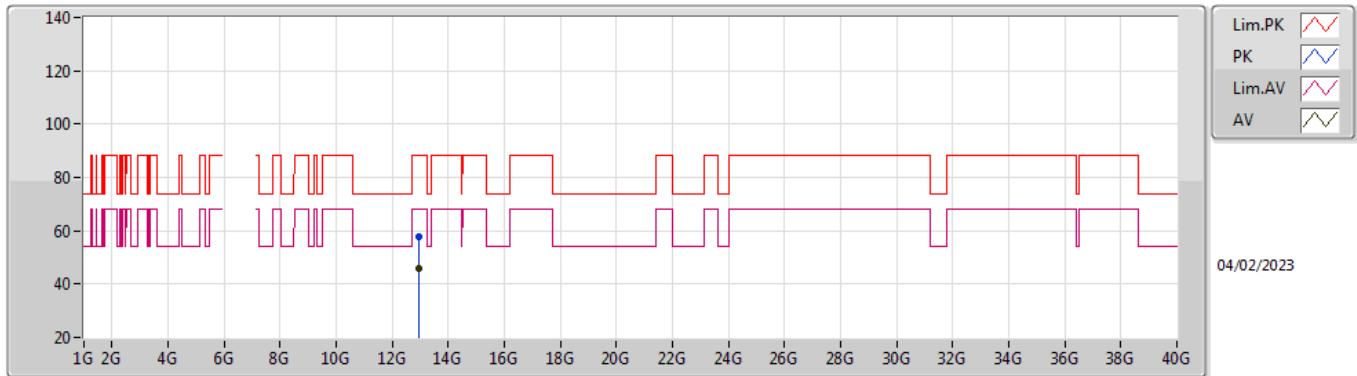
EUT\_Z\_4TX  
 Setting 108  
 06-I-K-3

Type	Freq (Hz)	Level (dBuV/m)	Limit (dBuV/m)	Margin (dB)	Raw (dBuV)	Dist (m)	Condition	Azimuth (°)	Height (m)	Comment	AF (dB)	CL (dB)	PA (dB)
PK	12.945G	58.88	88.20	-29.32	43.31	3	Vertical	40	2.00	-	39.50	10.78	34.71
RMS	12.9434G	46.43	68.20	-21.77	30.86	3	Vertical	40	2.00	-	39.50	10.78	34.71



6.425-6.525GHz\_802.11be EHT20-BF\_Nss2,(MCS0)\_4TX

6475MHz\_TX

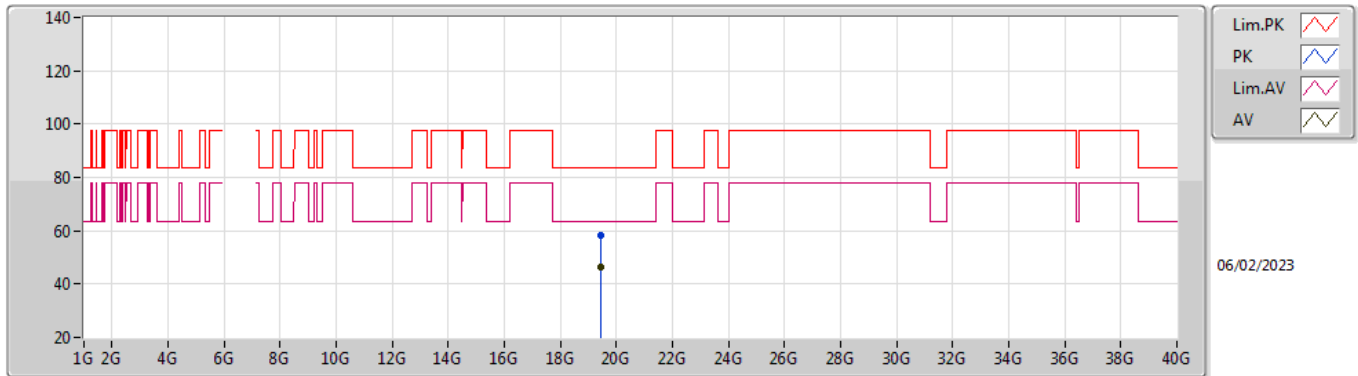


EUT\_Z\_4TX  
 Setting 108  
 06-I-K-3

Type	Freq (Hz)	Level (dBuV/m)	Limit (dBuV/m)	Margin (dB)	Raw (dBuV)	Dist (m)	Condition	Azimuth (°)	Height (m)	Comment	AF (dB)	CL (dB)	PA (dB)
PK	12.95067G	57.80	88.20	-30.40	42.23	3	Horizontal	236	1.49	-	39.50	10.78	34.71
RMS	12.94822G	45.69	68.20	-22.51	30.12	3	Horizontal	236	1.49	-	39.50	10.78	34.71

6.425-6.525GHz\_802.11be EHT20-BF\_Nss2,(MCS0)\_4TX

6475MHz\_TX

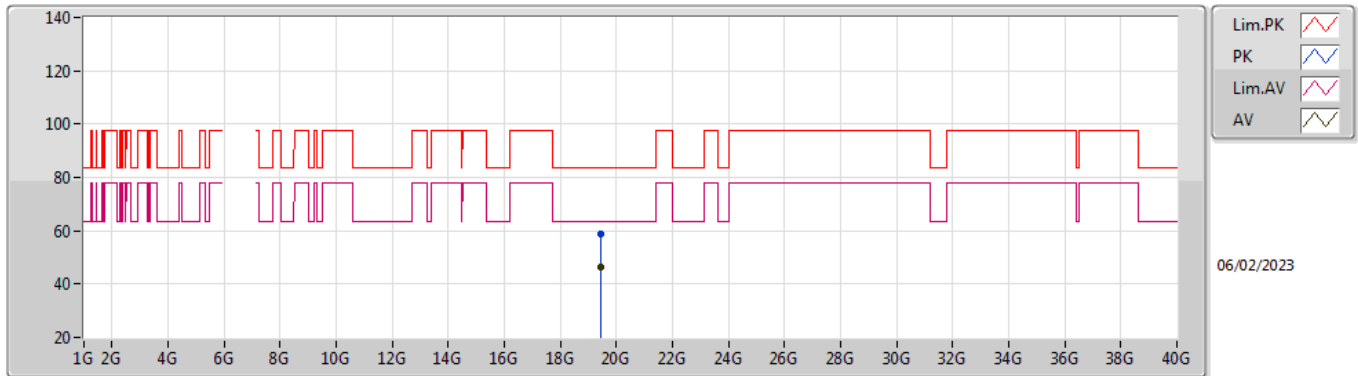


EUT\_Z\_4TX  
Setting 108  
06-I-W-4

Type	Freq (Hz)	Level (dBuV/m)	Limit (dBuV/m)	Margin (dB)	Raw (dBuV)	Dist (m)	Condition	Azimuth (°)	Height (m)	Comment	AF (dB)	CL (dB)	PA (dB)
PK	19.43877G	58.50	83.54	-25.04	55.12	1	Vertical	146	2.94	-	37.68	17.03	51.33
AV	19.43772G	46.61	63.54	-16.93	43.23	1	Vertical	146	2.94	-	37.68	17.03	51.33

6.425-6.525GHz\_802.11be EHT20-BF\_Nss2,(MCS0)\_4TX

6475MHz\_TX

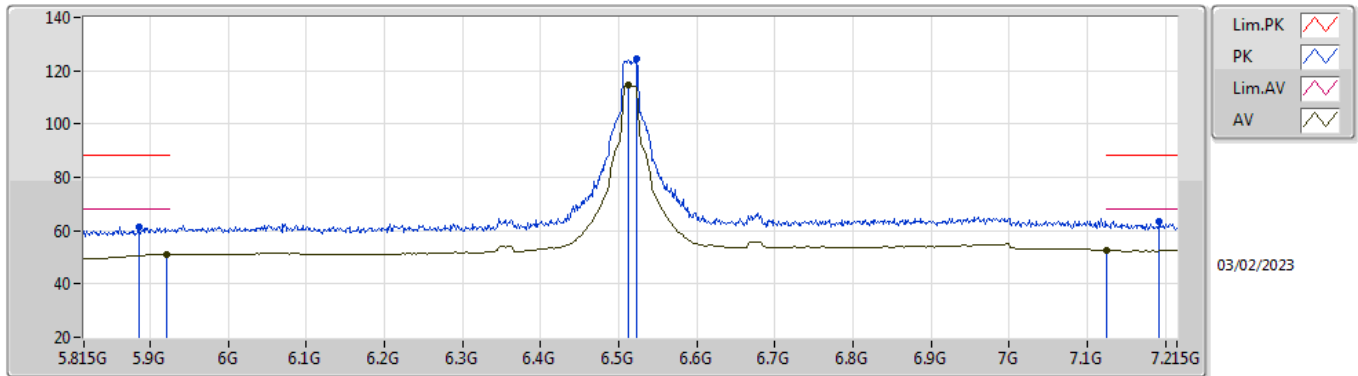


EUT\_Z\_4TX  
 Setting 108  
 06-I-W-4

Type	Freq (Hz)	Level (dBuV/m)	Limit (dBuV/m)	Margin (dB)	Raw (dBuV)	Dist (m)	Condition	Azimuth (°)	Height (m)	Comment	AF (dB)	CL (dB)	PA (dB)
PK	19.43247G	58.56	83.54	-24.98	55.18	1	Horizontal	180	1.32	-	37.67	17.03	51.32
AV	19.43589G	46.59	63.54	-16.95	43.21	1	Horizontal	180	1.32	-	37.67	17.03	51.32

6.425-6.525GHz\_802.11be EHT20-BF\_Nss2,(MCS0)\_4TX

6515MHz\_TX

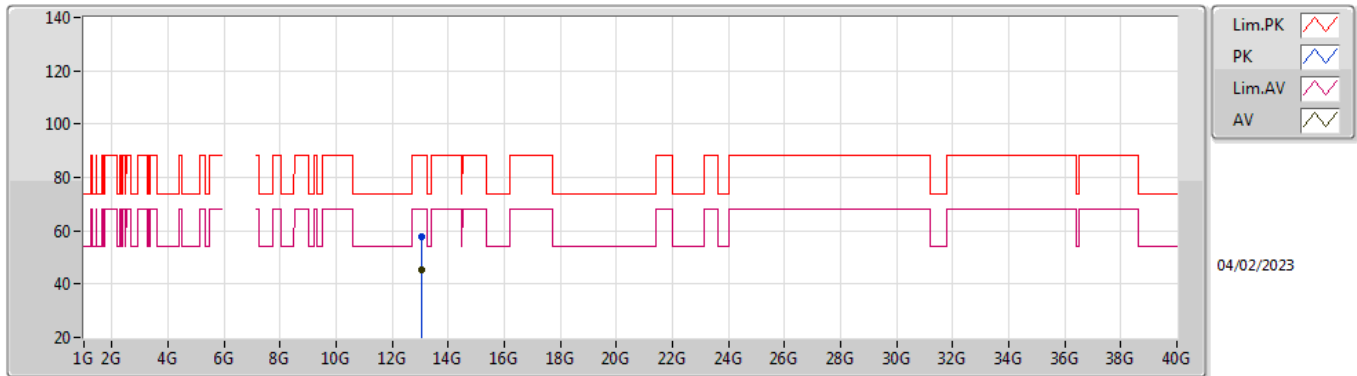


EUT\_Z\_4TX  
Setting 108  
06-I-R-6-10

Type	Freq (Hz)	Level (dBuV/m)	Limit (dBuV/m)	Margin (dB)	Raw (dBuV)	Dist (m)	Condition	Azimuth (°)	Height (m)	Comment	AF (dB)	CL (dB)	PA (dB)
PK	5.885G	61.17	88.20	-27.03	53.67	3	Vertical	202.5	1.79	-	32.51	7.37	32.38
RMS	5.9214G	50.95	68.20	-17.25	43.34	3	Vertical	202.5	1.79	-	32.60	7.38	32.37
PK	6.5234G	124.40	Inf	-Inf	115.28	3	Vertical	202.5	1.79	-	34.19	7.99	33.06
RMS	6.5122G	114.58	Inf	-Inf	105.50	3	Vertical	202.5	1.79	-	34.15	7.99	33.06
PK	7.1926G	63.46	88.20	-24.74	52.27	3	Vertical	202.5	1.79	-	36.27	8.21	33.29
RMS	7.1254G	52.71	68.20	-15.49	41.62	3	Vertical	202.5	1.79	-	36.00	8.29	33.20

6.425-6.525GHz\_802.11be EHT20-BF\_Nss2,(MCS0)\_4TX

6515MHz\_TX

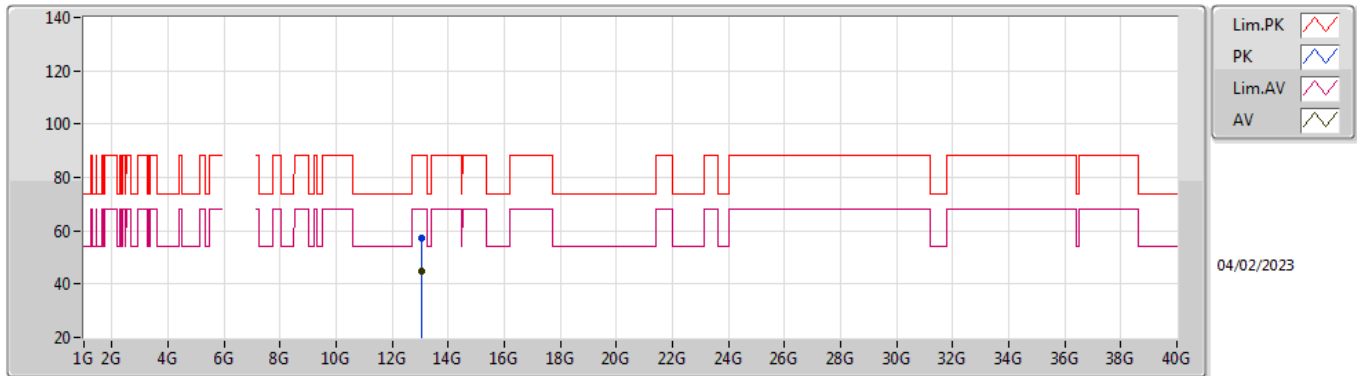


EUT\_Z\_4TX  
 Setting 108  
 06-I-K-3

Type	Freq (Hz)	Level (dBuV/m)	Limit (dBuV/m)	Margin (dB)	Raw (dBuV)	Dist (m)	Condition	Azimuth (°)	Height (m)	Comment	AF (dB)	CL (dB)	PA (dB)
PK	13.02872G	57.88	88.20	-30.32	42.34	3	Vertical	114	2.08	-	39.44	10.81	34.71
RMS	13.03054G	45.10	68.20	-23.10	29.56	3	Vertical	114	2.08	-	39.44	10.81	34.71

6.425-6.525GHz\_802.11be EHT20-BF\_Nss2,(MCS0)\_4TX

6515MHz\_TX

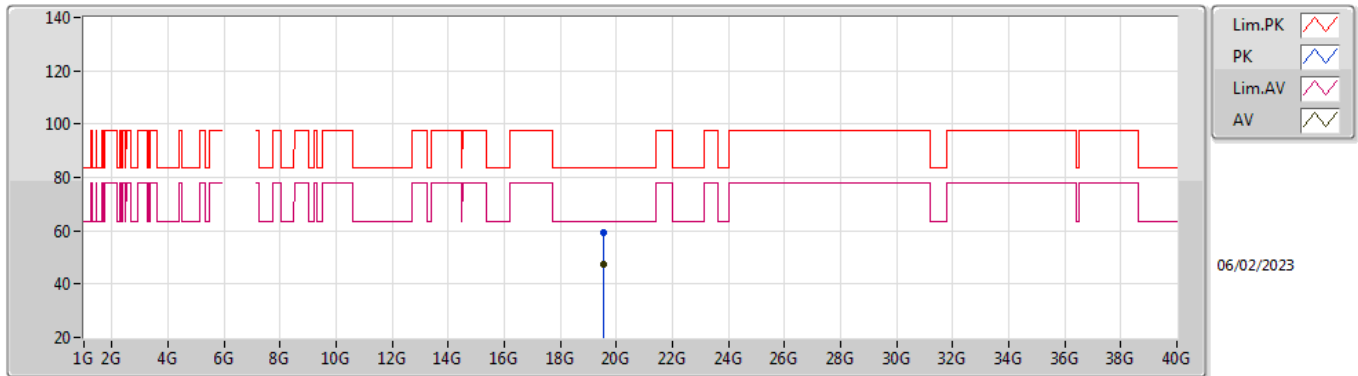


EUT\_Z\_4TX  
 Setting 108  
 06-I-K-3

Type	Freq (Hz)	Level (dBuV/m)	Limit (dBuV/m)	Margin (dB)	Raw (dBuV)	Dist (m)	Condition	Azimuth (°)	Height (m)	Comment	AF (dB)	CL (dB)	PA (dB)
PK	13.0286G	57.09	88.20	-31.11	41.55	3	Horizontal	191	1.36	-	39.44	10.81	34.71
RMS	13.03193G	45.00	68.20	-23.20	29.46	3	Horizontal	191	1.36	-	39.44	10.81	34.71

6.425-6.525GHz\_802.11be EHT20-BF\_Nss2,(MCS0)\_4TX

6515MHz\_TX

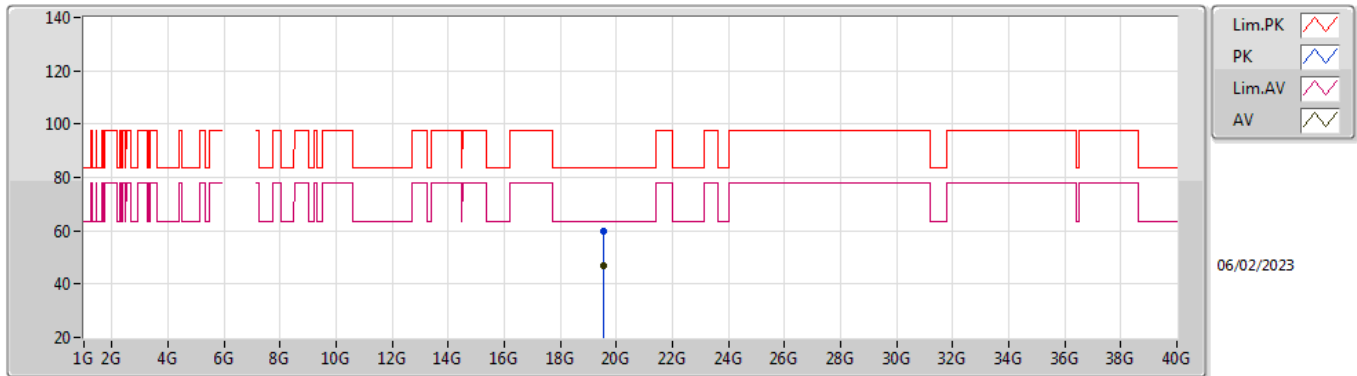


EUT\_Z\_4TX  
Setting 108  
06-I-W-4

Type	Freq (Hz)	Level (dBuV/m)	Limit (dBuV/m)	Margin (dB)	Raw (dBuV)	Dist (m)	Condition	Azimuth (°)	Height (m)	Comment	AF (dB)	CL (dB)	PA (dB)
PK	19.54206G	59.27	83.54	-24.27	55.96	1	Vertical	316	2.40	-	37.68	17.07	51.44
AV	19.53021G	47.17	63.54	-16.37	43.84	1	Vertical	316	2.40	-	37.69	17.07	51.43

6.425-6.525GHz\_802.11be EHT20-BF\_Nss2,(MCS0)\_4TX

6515MHz\_TX



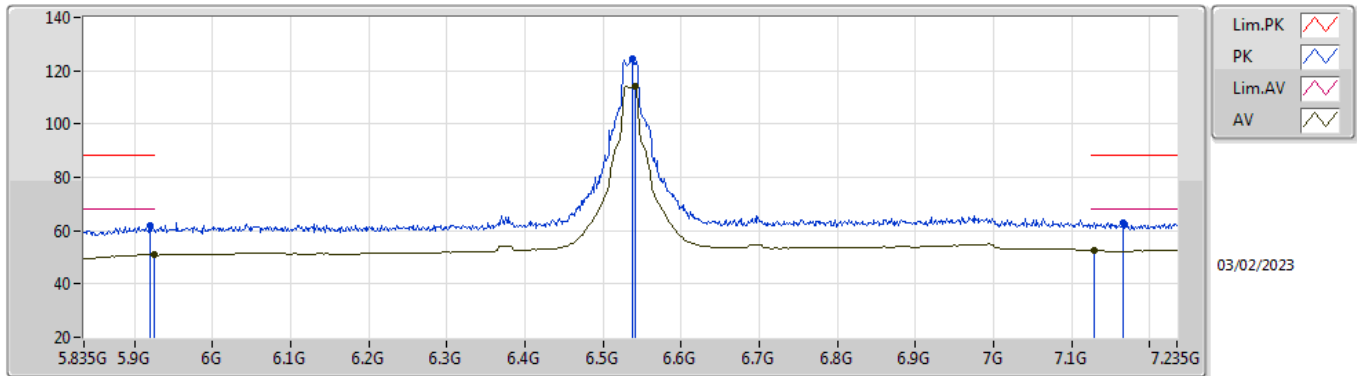
EUT\_Z\_4TX  
 Setting 108  
 06-I-W-4

Type	Freq (Hz)	Level (dBuV/m)	Limit (dBuV/m)	Margin (dB)	Raw (dBuV)	Dist (m)	Condition	Azimuth (°)	Height (m)	Comment	AF (dB)	CL (dB)	PA (dB)
PK	19.54677G	59.77	83.54	-23.77	56.47	1	Horizontal	173	1.39	-	37.68	17.07	51.45
AV	19.53243G	47.15	63.54	-16.39	43.82	1	Horizontal	173	1.39	-	37.69	17.07	51.43



6.525-6.875GHz\_802.11be EHT20-BF\_Nss2,(MCS0)\_4TX

6535MHz\_TX

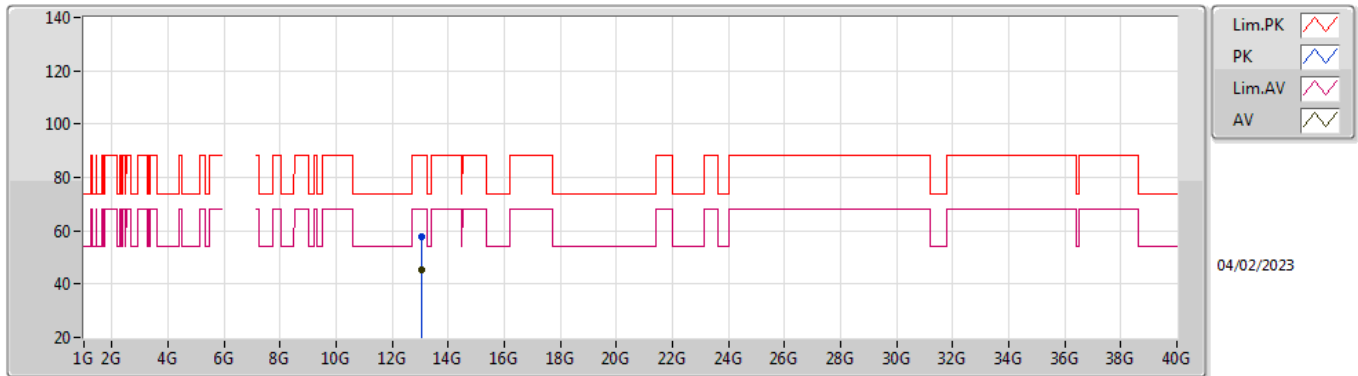


EUT\_Z\_4TX  
Setting 108  
06-I-R-6-10

Type	Freq (Hz)	Level (dBuV/m)	Limit (dBuV/m)	Margin (dB)	Raw (dBuV)	Dist (m)	Condition	Azimuth (°)	Height (m)	Comment	AF (dB)	CL (dB)	PA (dB)
PK	5.919G	61.71	88.20	-26.49	54.10	3	Vertical	27	1.80	-	32.60	7.38	32.37
RMS	5.9246G	50.91	68.20	-17.29	43.29	3	Vertical	27	1.80	-	32.60	7.38	32.36
PK	6.5378G	124.58	Inf	-Inf	115.40	3	Vertical	27	1.80	-	34.25	7.99	33.06
RMS	6.5406G	114.13	Inf	-Inf	104.94	3	Vertical	27	1.80	-	34.26	7.99	33.06
PK	7.1664G	62.99	88.20	-25.21	51.83	3	Vertical	27	1.80	-	36.17	8.24	33.25
RMS	7.1286G	52.66	68.20	-15.54	41.56	3	Vertical	27	1.80	-	36.01	8.29	33.20

6.525-6.875GHz\_802.11be EHT20-BF\_Nss2,(MCS0)\_4TX

6535MHz\_TX

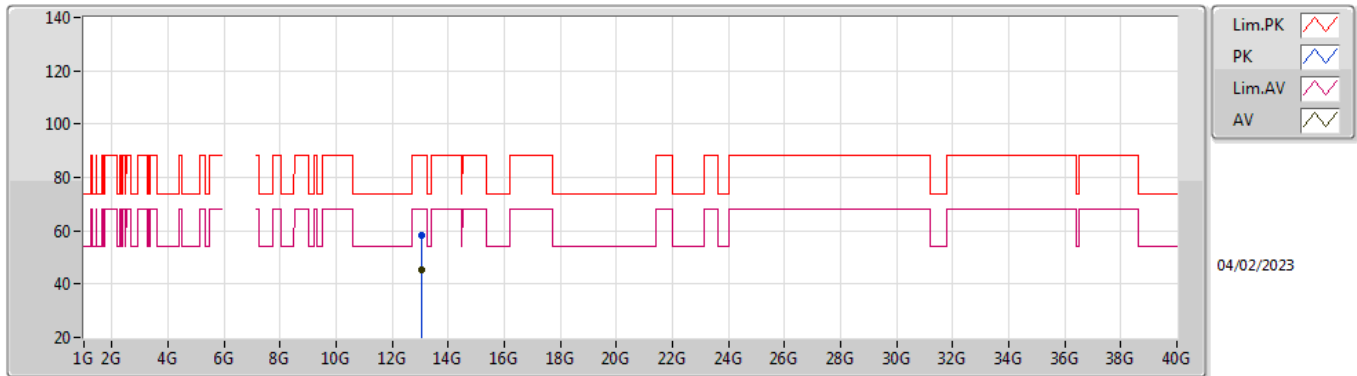


EUT\_Z\_4TX  
 Setting 108  
 06-I-K-3

Type	Freq (Hz)	Level (dBuV/m)	Limit (dBuV/m)	Margin (dB)	Raw (dBuV)	Dist (m)	Condition	Azimuth (°)	Height (m)	Comment	AF (dB)	CL (dB)	PA (dB)
PK	13.06845G	57.70	88.20	-30.50	42.22	3	Vertical	312	1.80	-	39.36	10.82	34.70
RMS	13.06923G	45.44	68.20	-22.76	29.96	3	Vertical	312	1.80	-	39.36	10.82	34.70

6.525-6.875GHz\_802.11be EHT20-BF\_Nss2,(MCS0)\_4TX

6535MHz\_TX

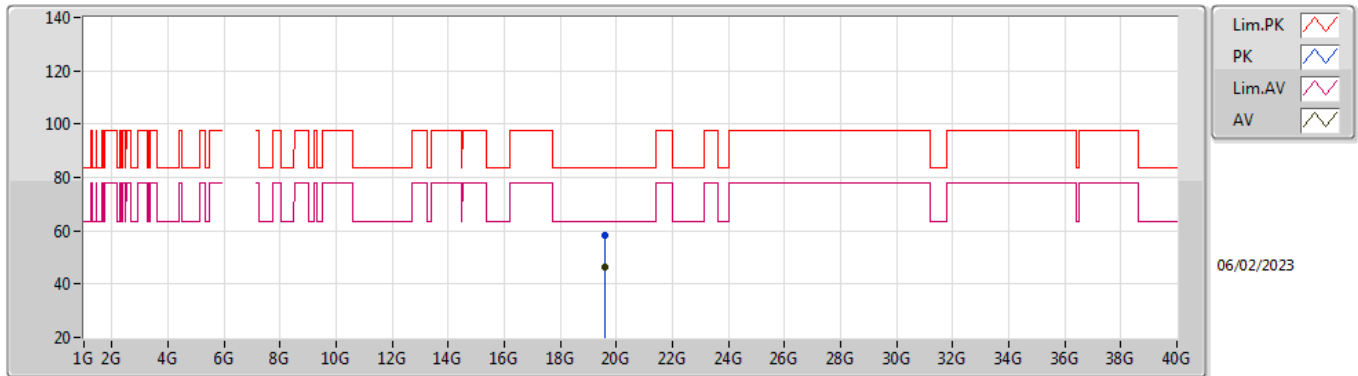


EUT\_Z\_4TX  
 Setting 108  
 06-I-K-3

Type	Freq (Hz)	Level (dBuV/m)	Limit (dBuV/m)	Margin (dB)	Raw (dBuV)	Dist (m)	Condition	Azimuth (°)	Height (m)	Comment	AF (dB)	CL (dB)	PA (dB)
PK	13.07084G	58.25	88.20	-29.95	42.77	3	Horizontal	233	2.95	-	39.36	10.82	34.70
RMS	13.07118G	45.47	68.20	-22.73	29.99	3	Horizontal	233	2.95	-	39.36	10.82	34.70

6.525-6.875GHz\_802.11be EHT20-BF\_Nss2,(MCS0)\_4TX

6535MHz\_TX

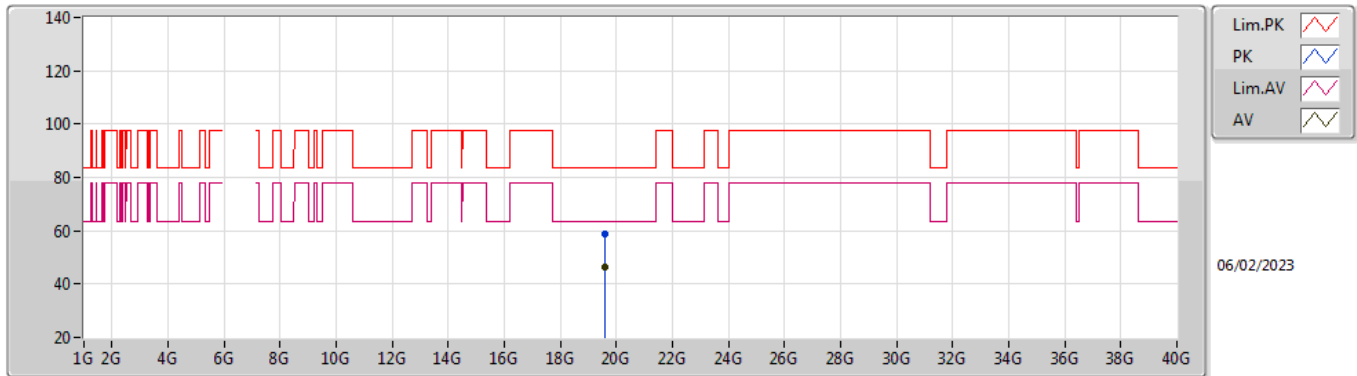


EUT\_Z\_4TX  
Setting 108  
06-I-W-4

Type	Freq (Hz)	Level (dBuV/m)	Limit (dBuV/m)	Margin (dB)	Raw (dBuV)	Dist (m)	Condition	Azimuth (°)	Height (m)	Comment	AF (dB)	CL (dB)	PA (dB)
PK	19.59297G	58.39	83.54	-25.15	55.13	1	Vertical	95	1.51	-	37.66	17.09	51.49
AV	19.59276G	46.31	63.54	-17.23	43.05	1	Vertical	95	1.51	-	37.66	17.09	51.49

6.525-6.875GHz\_802.11be EHT20-BF\_Nss2,(MCS0)\_4TX

6535MHz\_TX

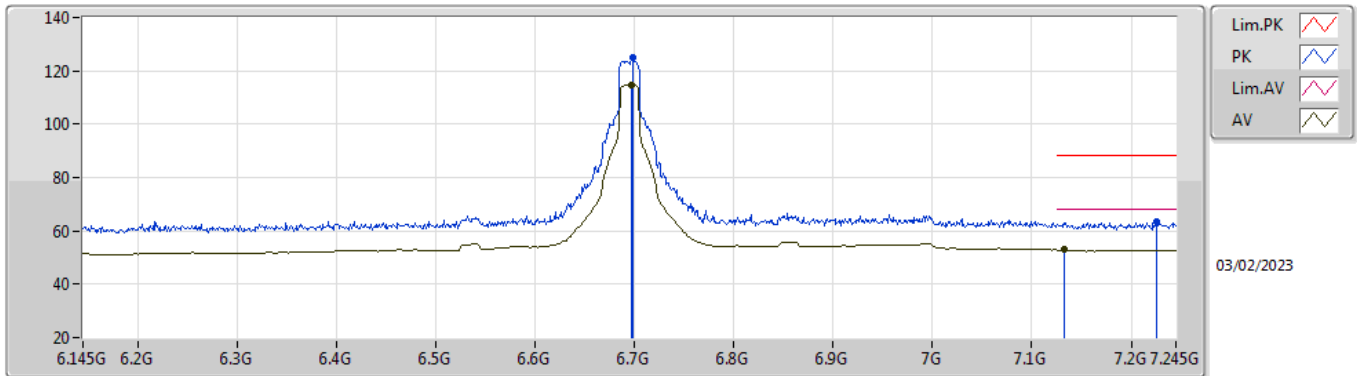


EUT\_Z\_4TX  
 Setting 108  
 06-I-W-4

Type	Freq (Hz)	Level (dBuV/m)	Limit (dBuV/m)	Margin (dB)	Raw (dBuV)	Dist (m)	Condition	Azimuth (°)	Height (m)	Comment	AF (dB)	CL (dB)	PA (dB)
PK	19.59888G	59.00	83.54	-24.54	55.74	1	Horizontal	146	2.02	-	37.66	17.10	51.50
AV	19.59849G	46.43	63.54	-17.11	43.17	1	Horizontal	146	2.02	-	37.66	17.10	51.50

6.525-6.875GHz\_802.11be EHT20-BF\_Nss2,(MCS0)\_4TX

6695MHz\_TX

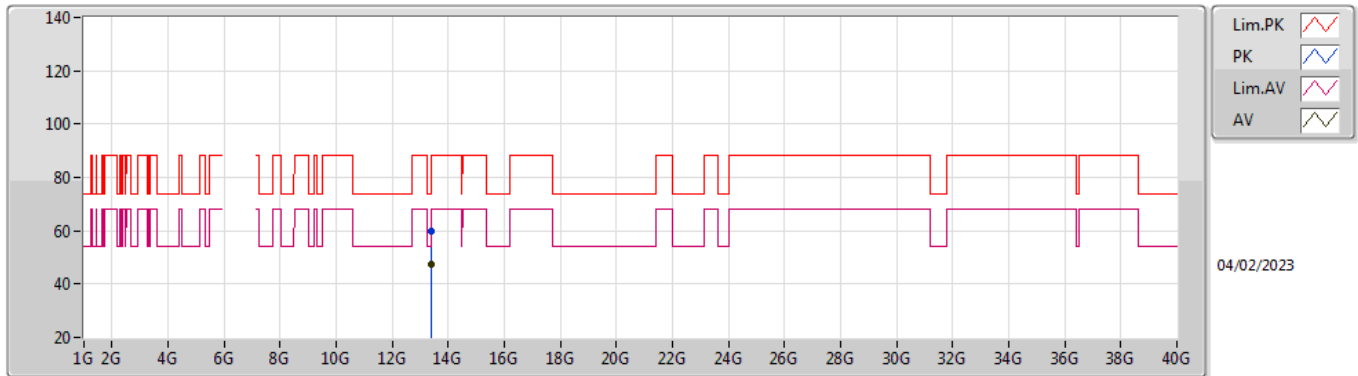


EUT\_Z\_4TX  
 Setting 108  
 06-I-R-6-10

Type	Freq (Hz)	Level (dBuV/m)	Limit (dBuV/m)	Margin (dB)	Raw (dBuV)	Dist (m)	Condition	Azimuth (°)	Height (m)	Comment	AF (dB)	CL (dB)	PA (dB)
PK	6.6983G	124.82	Inf	-Inf	115.39	3	Vertical	238	1.80	-	34.50	7.98	33.05
RMS	6.6972G	114.87	Inf	-Inf	105.44	3	Vertical	238	1.80	-	34.50	7.98	33.05
PK	7.2252G	63.70	88.20	-24.50	52.41	3	Vertical	238	1.80	-	36.45	8.17	33.33
RMS	7.1328G	52.86	68.20	-15.34	41.76	3	Vertical	238	1.80	-	36.03	8.28	33.21

6.525-6.875GHz\_802.11be EHT20-BF\_Nss2,(MCS0)\_4TX

6695MHz\_TX

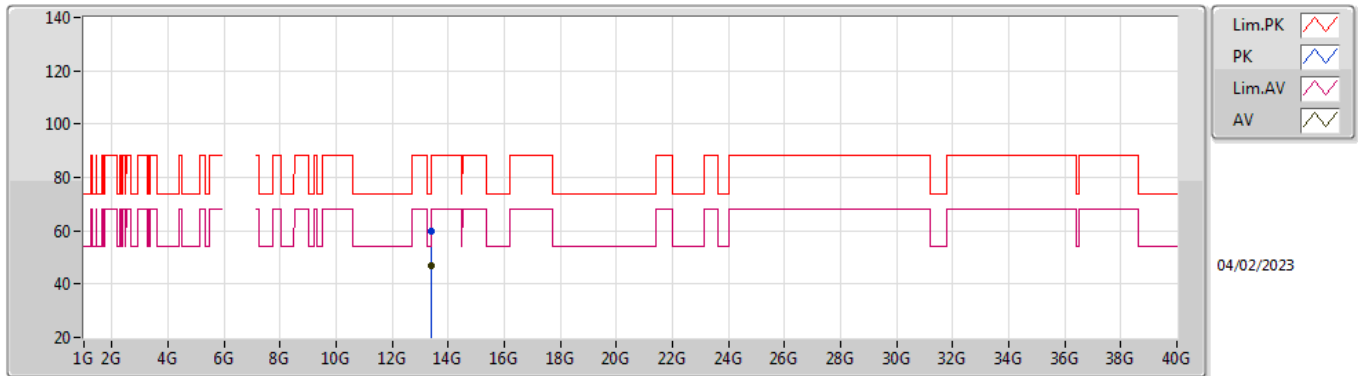


EUT\_Z\_4TX  
 Setting 108  
 06-I-K-3

Type	Freq (Hz)	Level (dBuV/m)	Limit (dBuV/m)	Margin (dB)	Raw (dBuV)	Dist (m)	Condition	Azimuth (°)	Height (m)	Comment	AF (dB)	CL (dB)	PA (dB)
PK	13.39198G	59.57	74.00	-14.43	43.16	3	Vertical	40	1.99	-	40.16	10.93	34.68
AV	13.38947G	47.22	54.00	-6.78	30.83	3	Vertical	40	1.99	-	40.15	10.92	34.68

6.525-6.875GHz\_802.11be EHT20-BF\_Nss2,(MCS0)\_4TX

6695MHz\_TX



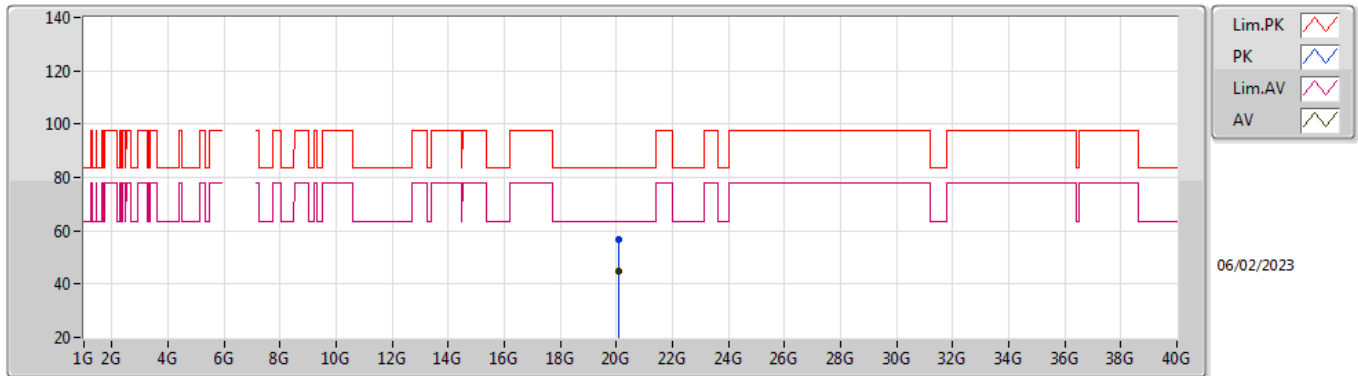
EUT\_Z\_4TX  
 Setting 108  
 06-I-K-3

Type	Freq (Hz)	Level (dBuV/m)	Limit (dBuV/m)	Margin (dB)	Raw (dBuV)	Dist (m)	Condition	Azimuth (°)	Height (m)	Comment	AF (dB)	CL (dB)	PA (dB)
PK	13.3914G	59.61	74.00	-14.39	43.20	3	Horizontal	286	2.90	-	40.16	10.93	34.68
AV	13.39096G	47.12	54.00	-6.88	30.72	3	Horizontal	286	2.90	-	40.15	10.93	34.68



6.525-6.875GHz\_802.11be EHT20-BF\_Nss2,(MCS0)\_4TX

6695MHz\_TX

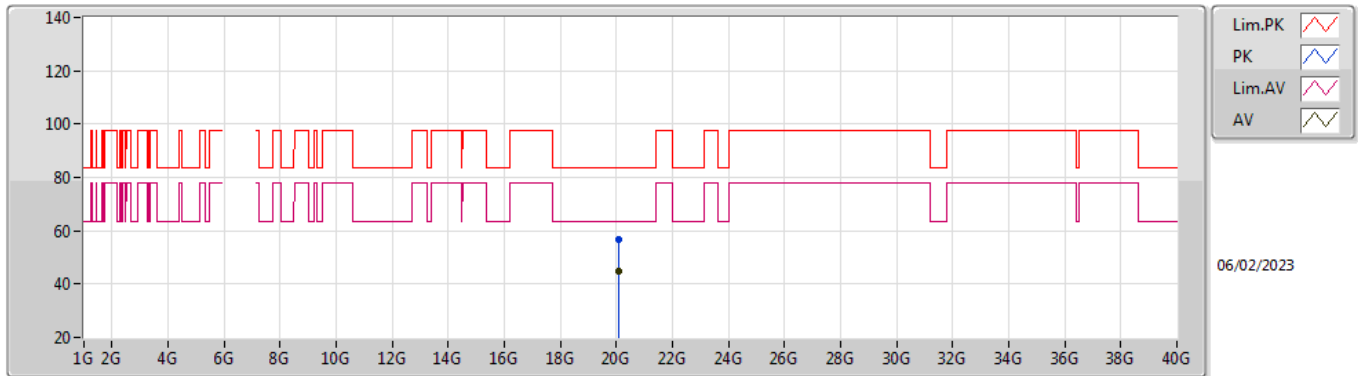


EUT\_Z\_4TX  
 Setting 108  
 06-I-W-4

Type	Freq (Hz)	Level (dBuV/m)	Limit (dBuV/m)	Margin (dB)	Raw (dBuV)	Dist (m)	Condition	Azimuth (°)	Height (m)	Comment	AF (dB)	CL (dB)	PA (dB)
PK	20.08344G	56.58	83.54	-26.96	53.73	1	Vertical	281	2.40	-	37.47	17.30	51.92
AV	20.09907G	44.63	63.54	-18.91	41.77	1	Vertical	281	2.40	-	37.48	17.30	51.92

6.525-6.875GHz\_802.11be EHT20-BF\_Nss2,(MCS0)\_4TX

6695MHz\_TX

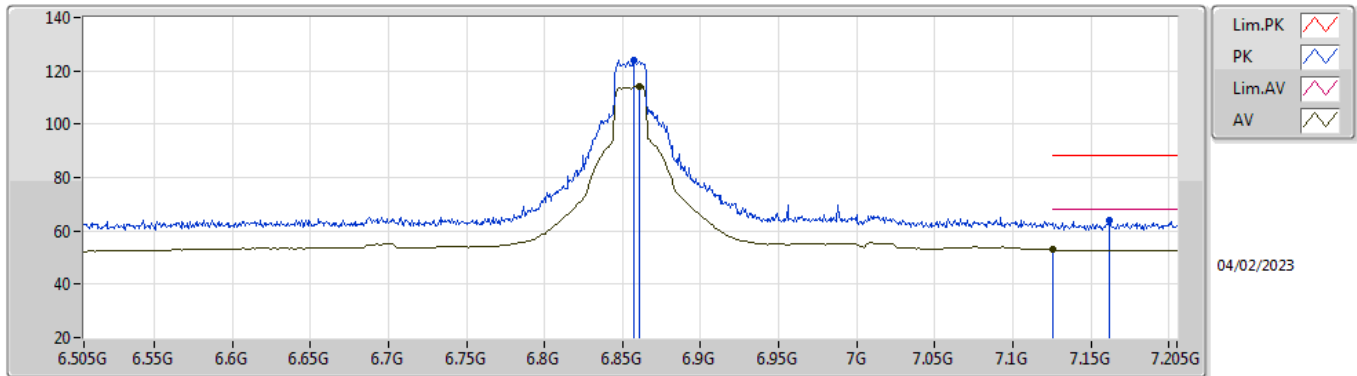


EUT\_Z\_4TX  
 Setting 108  
 06-I-W-4

Type	Freq (Hz)	Level (dBuV/m)	Limit (dBuV/m)	Margin (dB)	Raw (dBuV)	Dist (m)	Condition	Azimuth (°)	Height (m)	Comment	AF (dB)	CL (dB)	PA (dB)
PK	20.07204G	56.80	83.54	-26.74	53.96	1	Horizontal	271	2.64	-	37.46	17.29	51.91
AV	20.09823G	44.81	63.54	-18.73	41.95	1	Horizontal	271	2.64	-	37.48	17.30	51.92

6.525-6.875GHz\_802.11be EHT20-BF\_Nss2,(MCS0)\_4TX

6855MHz\_TX

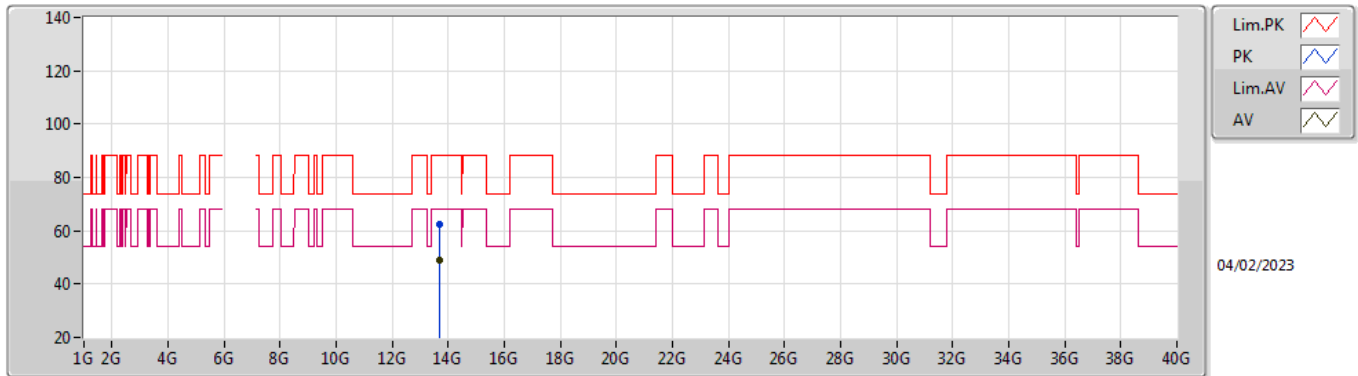


EUT\_Z\_4TX  
Setting 108  
06-I-R-6-10

Type	Freq (Hz)	Level (dBuV/m)	Limit (dBuV/m)	Margin (dB)	Raw (dBuV)	Dist (m)	Condition	Azimuth (°)	Height (m)	Comment	AF (dB)	CL (dB)	PA (dB)
PK	6.8571G	123.85	Inf	-Inf	114.14	3	Vertical	196	2.00	-	34.64	8.12	33.05
RMS	6.8606G	114.25	Inf	-Inf	104.51	3	Vertical	196	2.00	-	34.66	8.13	33.05
PK	7.1616G	63.90	88.20	-24.30	52.75	3	Vertical	196	2.00	-	36.15	8.25	33.25
RMS	7.1252G	52.88	68.20	-15.32	41.79	3	Vertical	196	2.00	-	36.00	8.29	33.20

6.525-6.875GHz\_802.11be EHT20-BF\_Nss2,(MCS0)\_4TX

6855MHz\_TX

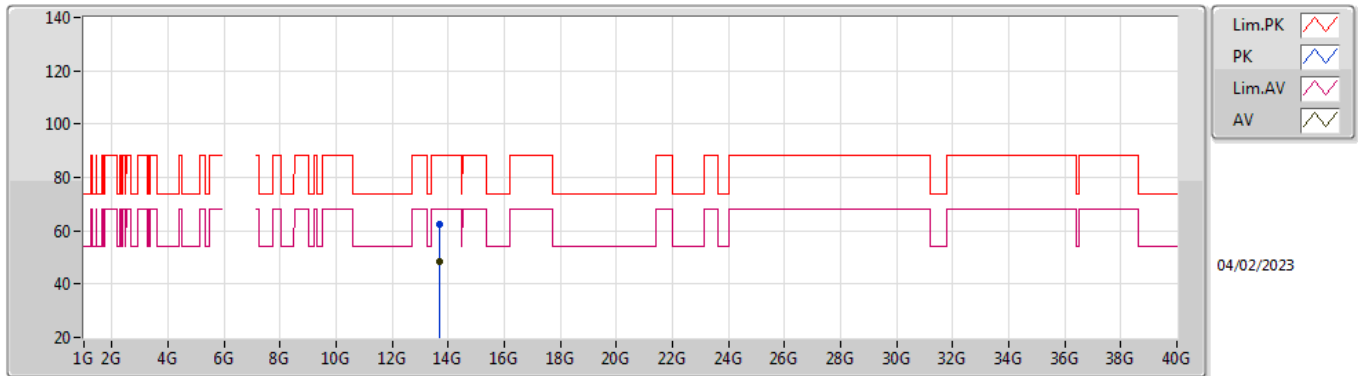


EUT\_Z\_4TX  
 Setting 108  
 06-I-K-3

Type	Freq (Hz)	Level (dBuV/m)	Limit (dBuV/m)	Margin (dB)	Raw (dBuV)	Dist (m)	Condition	Azimuth (°)	Height (m)	Comment	AF (dB)	CL (dB)	PA (dB)
PK	13.70989G	62.32	88.20	-25.88	45.64	3	Vertical	34	1.99	-	40.32	11.03	34.67
RMS	13.71103G	48.71	68.20	-19.49	32.03	3	Vertical	34	1.99	-	40.32	11.03	34.67

6.525-6.875GHz\_802.11be EHT20-BF\_Nss2,(MCS0)\_4TX

6855MHz\_TX

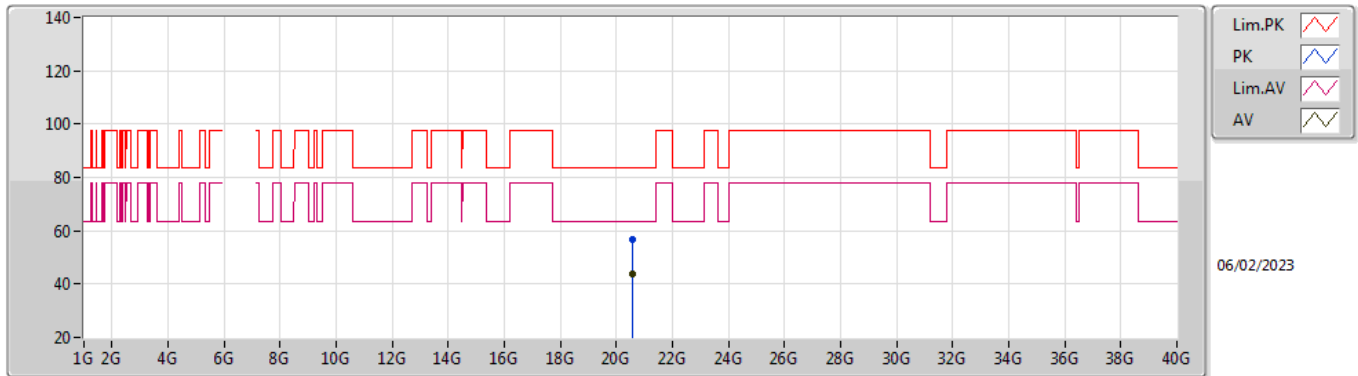


EUT\_Z\_4TX  
 Setting 108  
 06-I-K-3

Type	Freq (Hz)	Level (dBuV/m)	Limit (dBuV/m)	Margin (dB)	Raw (dBuV)	Dist (m)	Condition	Azimuth (°)	Height (m)	Comment	AF (dB)	CL (dB)	PA (dB)
PK	13.70992G	62.67	88.20	-25.53	45.99	3	Horizontal	180	1.87	-	40.32	11.03	34.67
RMS	13.71052G	48.66	68.20	-19.54	31.98	3	Horizontal	180	1.87	-	40.32	11.03	34.67

6.525-6.875GHz\_802.11be EHT20-BF\_Nss2,(MCS0)\_4TX

6855MHz\_TX

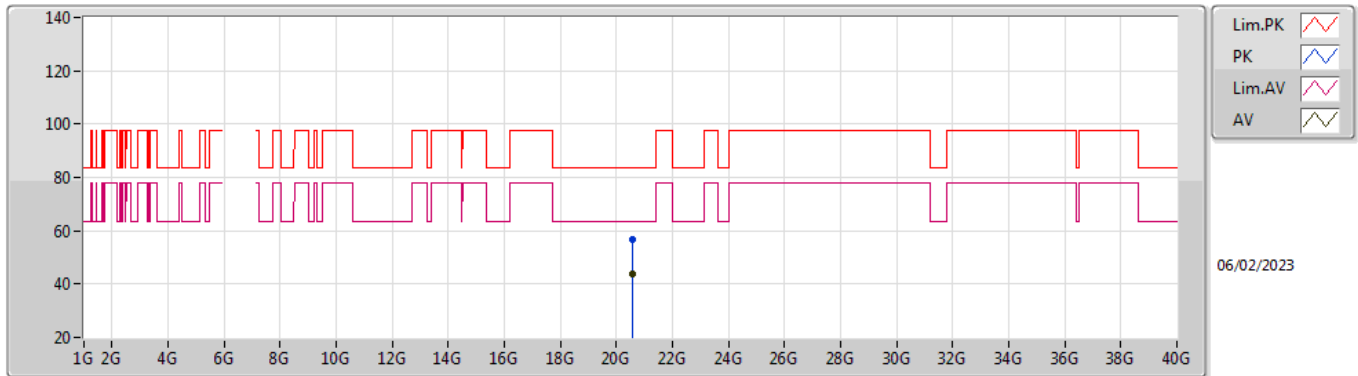


EUT\_Z\_4TX  
Setting 108  
06-I-W-4

Type	Freq (Hz)	Level (dBuV/m)	Limit (dBuV/m)	Margin (dB)	Raw (dBuV)	Dist (m)	Condition	Azimuth (°)	Height (m)	Comment	AF (dB)	CL (dB)	PA (dB)
PK	20.56638G	56.59	83.54	-26.95	53.36	1	Vertical	98	1.26	-	37.73	17.51	52.01
AV	20.56278G	43.78	63.54	-19.76	40.56	1	Vertical	98	1.26	-	37.73	17.50	52.01

6.525-6.875GHz\_802.11be EHT20-BF\_Nss2,(MCS0)\_4TX

6855MHz\_TX

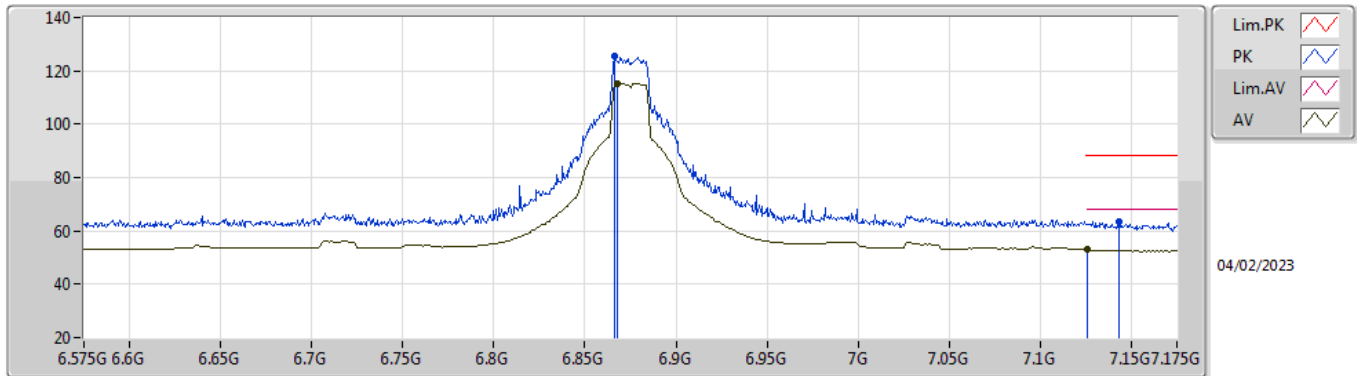


EUT\_Z\_4TX  
 Setting 108  
 06-I-W-4

Type	Freq (Hz)	Level (dBuV/m)	Limit (dBuV/m)	Margin (dB)	Raw (dBuV)	Dist (m)	Condition	Azimuth (°)	Height (m)	Comment	AF (dB)	CL (dB)	PA (dB)
PK	20.57046G	56.68	83.54	-26.86	53.45	1	Horizontal	111	1.99	-	37.73	17.51	52.01
AV	20.56485G	43.78	63.54	-19.76	40.55	1	Horizontal	111	1.99	-	37.73	17.51	52.01

6.525-6.875GHz\_802.11be EHT20-BF\_Nss2,(MCS0)\_4TX

6875MHz Straddle 6.525-6.875GHz\_TX



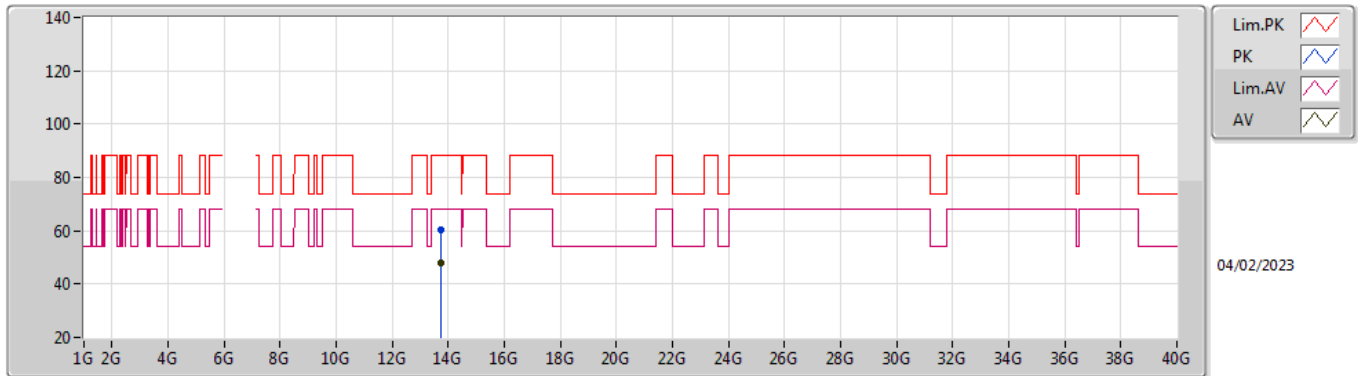
EUT\_Z\_4TX  
Setting 108  
06-I-R-6-10

Type	Freq (Hz)	Level (dBuV/m)	Limit (dBuV/m)	Margin (dB)	Raw (dBuV)	Dist (m)	Condition	Azimuth (°)	Height (m)	Comment	AF (dB)	CL (dB)	PA (dB)
PK	6.866G	125.57	Inf	-Inf	115.78	3	Vertical	217	1.80	-	34.70	8.14	33.05
RMS	6.8678G	115.36	Inf	-Inf	105.56	3	Vertical	217	1.80	-	34.71	8.14	33.05
PK	7.1432G	63.27	88.20	-24.93	52.15	3	Vertical	217	1.80	-	36.07	8.27	33.22
RMS	7.1258G	52.91	68.20	-15.29	41.82	3	Vertical	217	1.80	-	36.00	8.29	33.20



6.525-6.875GHz\_802.11be EHT20-BF\_Nss2,(MCS0)\_4TX

6875MHz Straddle 6.525-6.875GHz\_TX

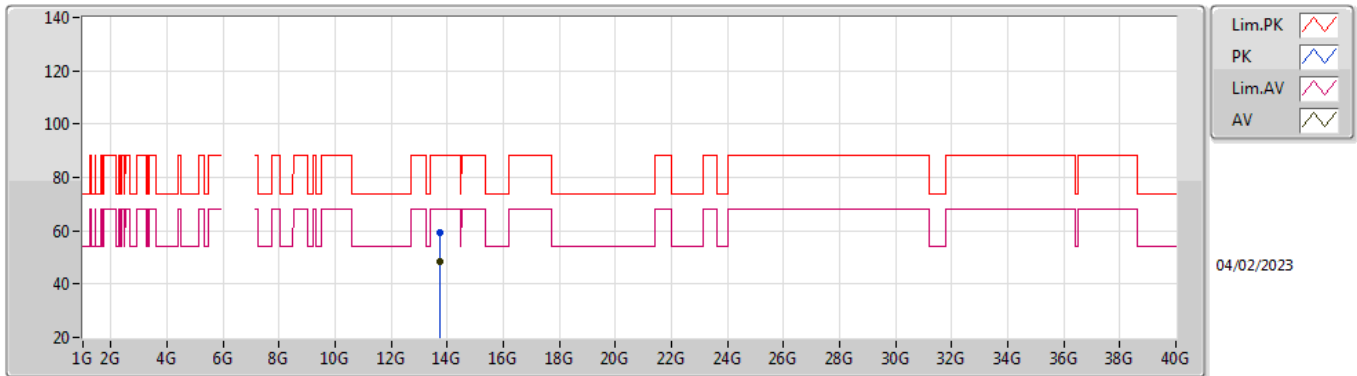


EUT\_Z\_4TX  
 Setting 108  
 06-I-K-3

Type	Freq (Hz)	Level (dBuV/m)	Limit (dBuV/m)	Margin (dB)	Raw (dBuV)	Dist (m)	Condition	Azimuth (°)	Height (m)	Comment	AF (dB)	CL (dB)	PA (dB)
PK	13.7491G	60.56	88.20	-27.64	43.79	3	Vertical	34	1.90	-	40.40	11.04	34.67
RMS	13.7484G	48.10	68.20	-20.10	31.33	3	Vertical	34	1.90	-	40.40	11.04	34.67

6.525-6.875GHz\_802.11be EHT20-BF\_Nss2,(MCS0)\_4TX

6875MHz Straddle 6.525-6.875GHz\_TX

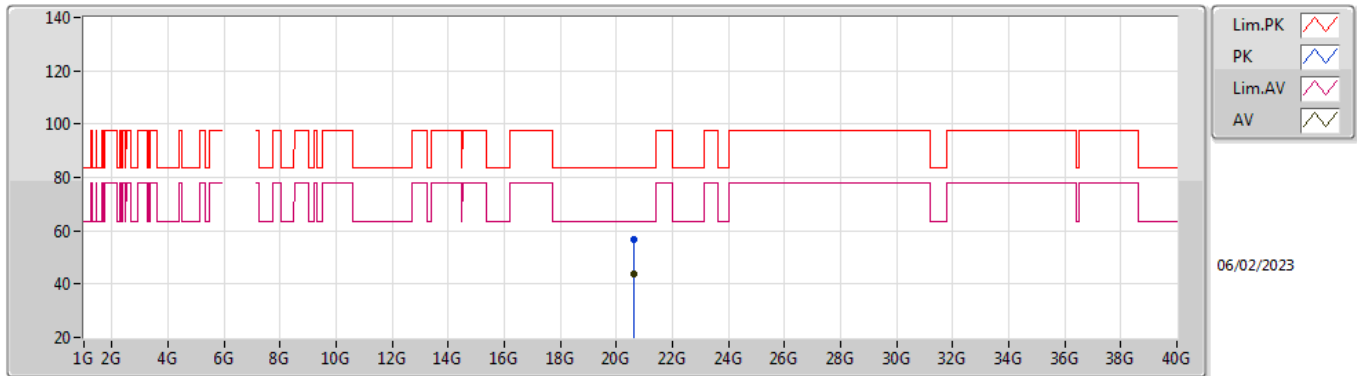


EUT\_Z\_4TX  
 Setting 108  
 06-I-K-3

Type	Freq (Hz)	Level (dBuV/m)	Limit (dBuV/m)	Margin (dB)	Raw (dBuV)	Dist (m)	Condition	Azimuth (°)	Height (m)	Comment	AF (dB)	CL (dB)	PA (dB)
PK	13.74948G	59.27	88.20	-28.93	42.50	3	Horizontal	168	1.50	-	40.40	11.04	34.67
RMS	13.7487G	48.21	68.20	-19.99	31.44	3	Horizontal	168	1.50	-	40.40	11.04	34.67

6.525-6.875GHz\_802.11be EHT20-BF\_Nss2,(MCS0)\_4TX

6875MHz Straddle 6.525-6.875GHz\_TX

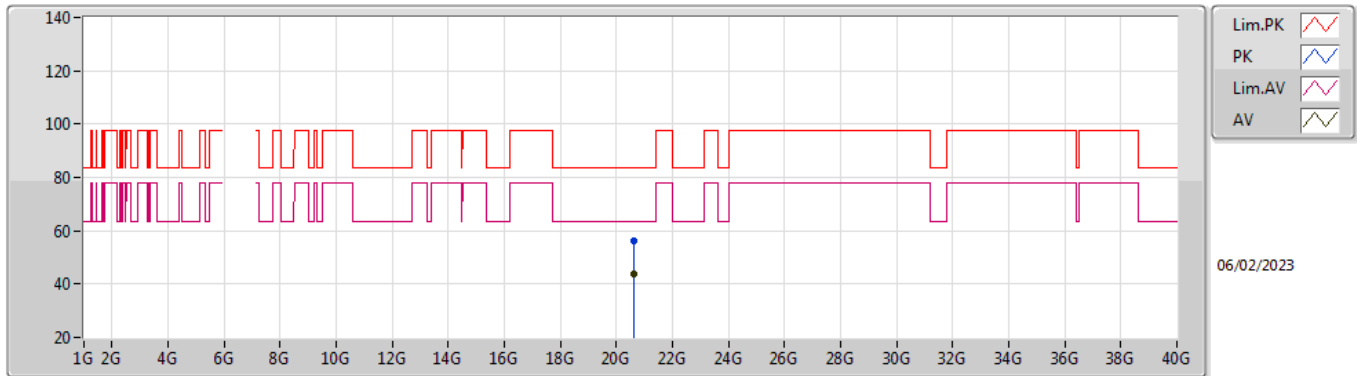


EUT\_Z\_4TX  
 Setting 108  
 06-I-W-4

Type	Freq (Hz)	Level (dBuV/m)	Limit (dBuV/m)	Margin (dB)	Raw (dBuV)	Dist (m)	Condition	Azimuth (°)	Height (m)	Comment	AF (dB)	CL (dB)	PA (dB)
PK	20.63718G	56.47	83.54	-27.07	53.21	1	Vertical	57	2.64	-	37.75	17.54	52.03
AV	20.61366G	44.01	63.54	-19.53	40.75	1	Vertical	57	2.64	-	37.75	17.53	52.02

6.525-6.875GHz\_802.11be EHT20-BF\_Nss2,(MCS0)\_4TX

6875MHz Straddle 6.525-6.875GHz\_TX

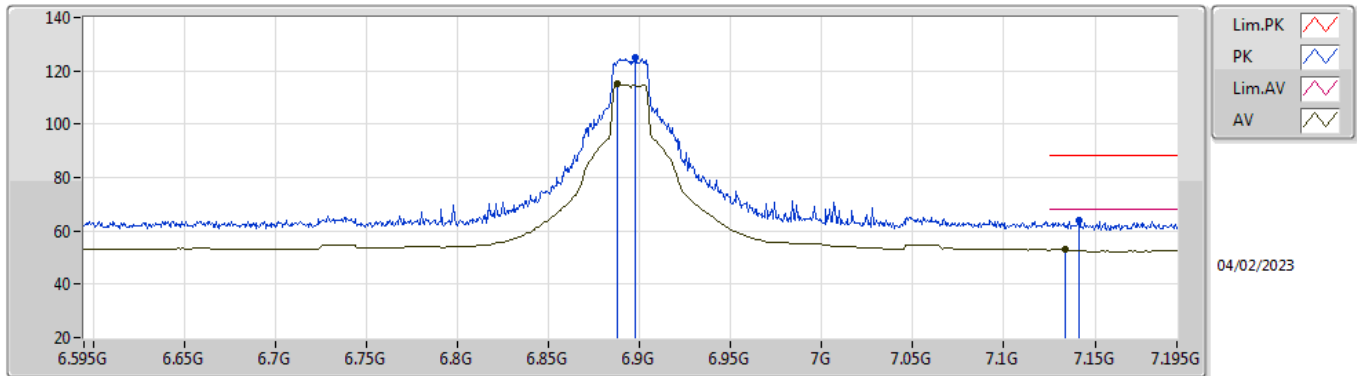


EUT\_Z\_4TX  
Setting 108  
06-I-W-4

Type	Freq (Hz)	Level (dBuV/m)	Limit (dBuV/m)	Margin (dB)	Raw (dBuV)	Dist (m)	Condition	Azimuth (°)	Height (m)	Comment	AF (dB)	CL (dB)	PA (dB)
PK	20.61513G	56.07	83.54	-27.47	52.81	1	Horizontal	162	1.20	-	37.75	17.53	52.02
AV	20.61672G	44.01	63.54	-19.53	40.75	1	Horizontal	162	1.20	-	37.75	17.53	52.02

6.875-7.125GHz\_802.11be EHT20-BF\_Nss2,(MCS0)\_4TX

6895MHz\_TX

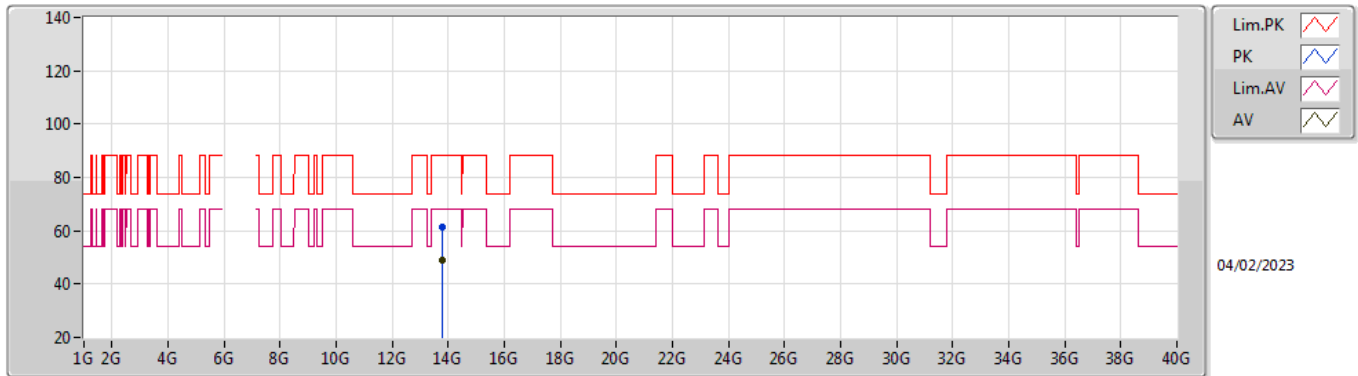


EUT\_Z\_4TX  
Setting 108  
06-I-R-6-10

Type	Freq (Hz)	Level (dBuV/m)	Limit (dBuV/m)	Margin (dB)	Raw (dBuV)	Dist (m)	Condition	Azimuth (°)	Height (m)	Comment	AF (dB)	CL (dB)	PA (dB)
PK	6.898G	124.87	Inf	-Inf	114.81	3	Vertical	196	2.76	-	34.89	8.21	33.04
RMS	6.8878G	114.96	Inf	-Inf	104.98	3	Vertical	196	2.76	-	34.83	8.19	33.04
PK	7.1416G	63.83	88.20	-24.37	52.71	3	Vertical	196	2.76	-	36.07	8.27	33.22
RMS	7.1338G	53.18	68.20	-15.02	42.07	3	Vertical	196	2.76	-	36.04	8.28	33.21

6.875-7.125GHz\_802.11be EHT20-BF\_Nss2,(MCS0)\_4TX

6895MHz\_TX

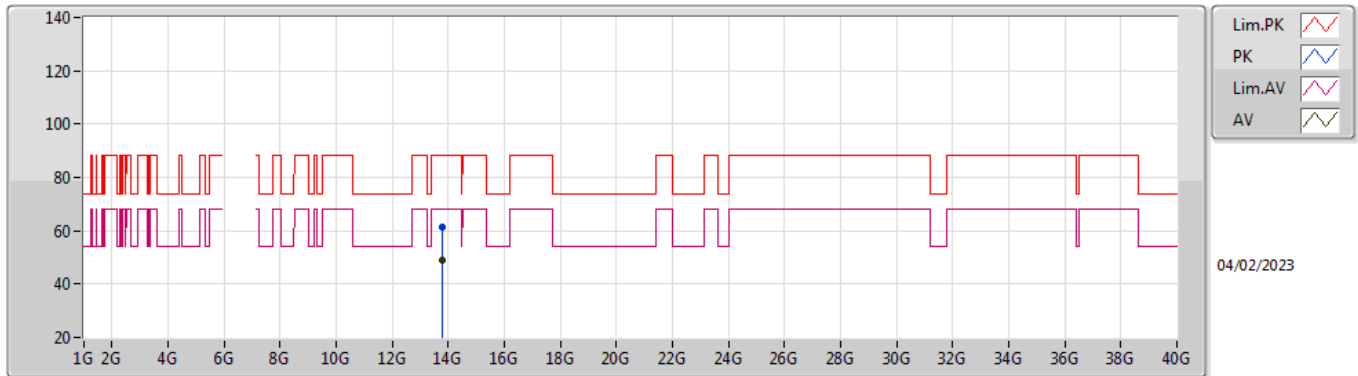


EUT\_Z\_4TX  
 Setting 108  
 06-I-K-3

Type	Freq (Hz)	Level (dBuV/m)	Limit (dBuV/m)	Margin (dB)	Raw (dBuV)	Dist (m)	Condition	Azimuth (°)	Height (m)	Comment	AF (dB)	CL (dB)	PA (dB)
PK	13.79091G	61.62	88.20	-26.58	44.76	3	Vertical	34	2.00	-	40.48	11.05	34.67
RMS	13.79036G	48.87	68.20	-19.33	32.01	3	Vertical	34	2.00	-	40.48	11.05	34.67

6.875-7.125GHz\_802.11be EHT20-BF\_Nss2,(MCS0)\_4TX

6895MHz\_TX

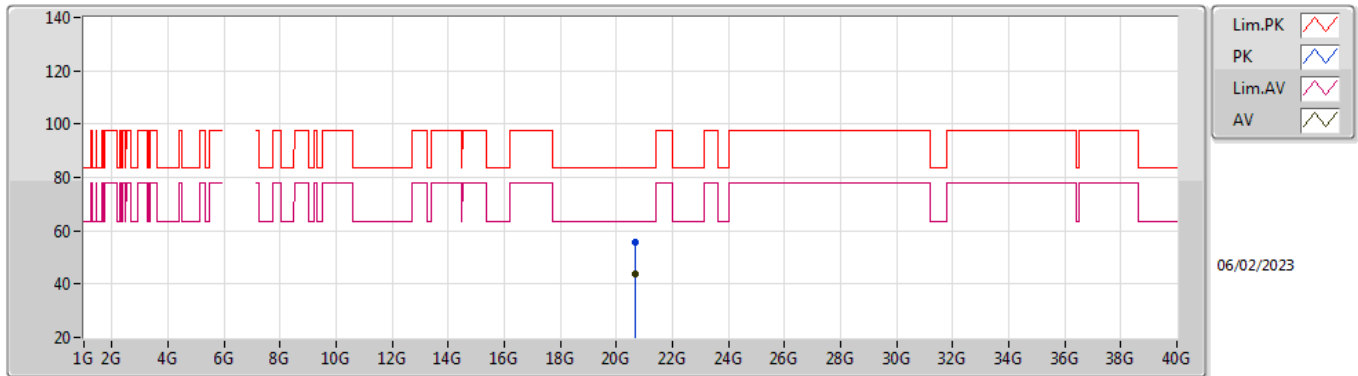


EUT\_Z\_4TX  
 Setting 108  
 06-I-K-3

Type	Freq (Hz)	Level (dBuV/m)	Limit (dBuV/m)	Margin (dB)	Raw (dBuV)	Dist (m)	Condition	Azimuth (°)	Height (m)	Comment	AF (dB)	CL (dB)	PA (dB)
PK	13.79062G	61.23	88.20	-26.97	44.37	3	Horizontal	19	2.69	-	40.48	11.05	34.67
RMS	13.79096G	48.87	68.20	-19.33	32.01	3	Horizontal	19	2.69	-	40.48	11.05	34.67

6.875-7.125GHz\_802.11be EHT20-BF\_Nss2,(MCS0)\_4TX

6895MHz\_TX



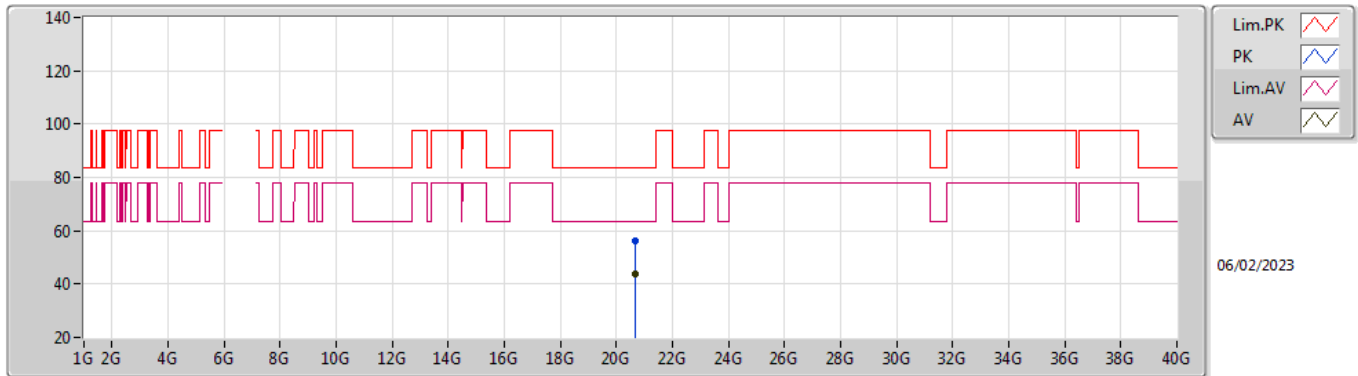
EUT\_Z\_4TX  
Setting 108  
06-I-W-4

Type	Freq (Hz)	Level (dBuV/m)	Limit (dBuV/m)	Margin (dB)	Raw (dBuV)	Dist (m)	Condition	Azimuth (°)	Height (m)	Comment	AF (dB)	CL (dB)	PA (dB)
PK	20.68293G	55.92	83.54	-27.62	52.63	1	Vertical	50	2.38	-	37.77	17.56	52.04
AV	20.67105G	43.99	63.54	-19.55	40.70	1	Vertical	50	2.38	-	37.77	17.55	52.03



6.875-7.125GHz\_802.11be EHT20-BF\_Nss2,(MCS0)\_4TX

6895MHz\_TX

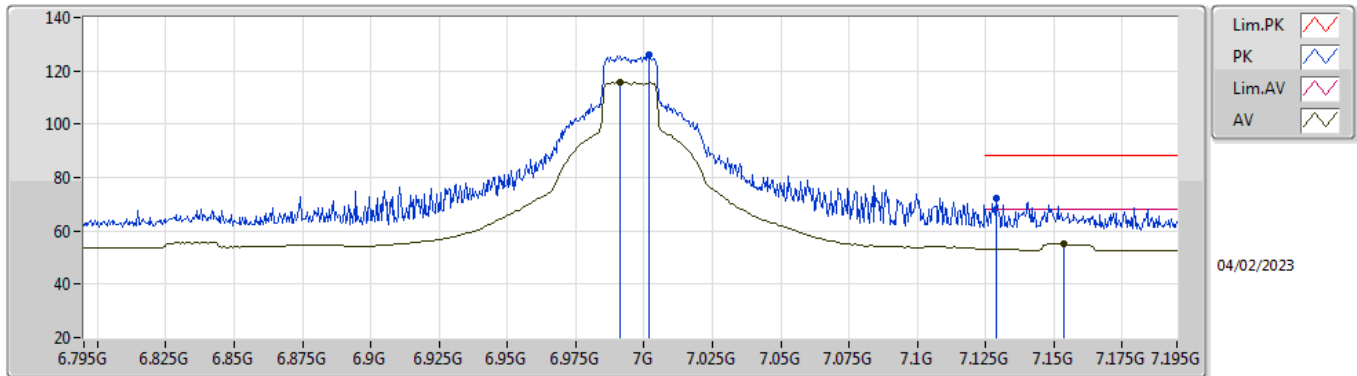


EUT\_Z\_4TX  
Setting 108  
06-I-W-4

Type	Freq (Hz)	Level (dBuV/m)	Limit (dBuV/m)	Margin (dB)	Raw (dBuV)	Dist (m)	Condition	Azimuth (°)	Height (m)	Comment	AF (dB)	CL (dB)	PA (dB)
PK	20.68539G	56.03	83.54	-27.51	52.74	1	Horizontal	286	2.80	-	37.77	17.56	52.04
AV	20.67087G	43.99	63.54	-19.55	40.70	1	Horizontal	286	2.80	-	37.77	17.55	52.03

6.875-7.125GHz\_802.11be EHT20-BF\_Nss2,(MCS0)\_4TX

6995MHz\_TX

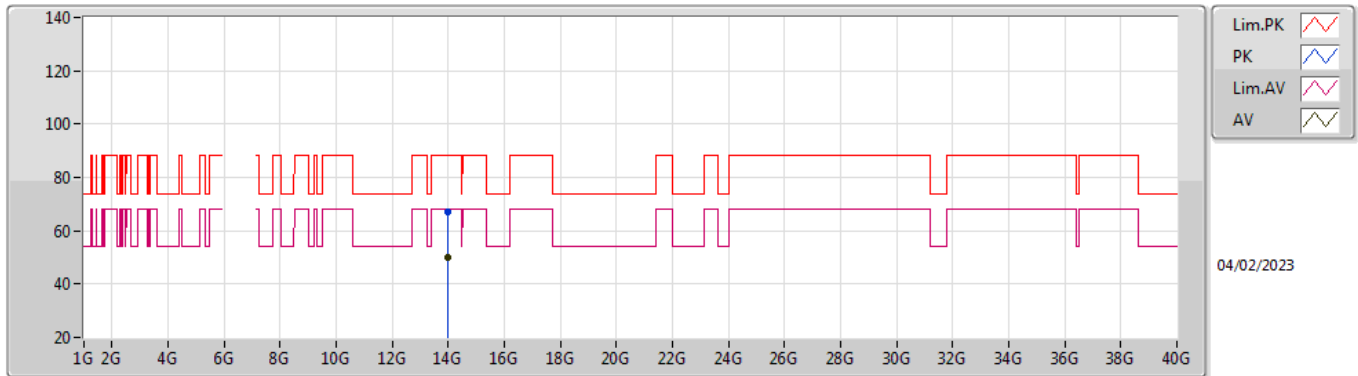


EUT\_Z\_4TX  
 Setting 108  
 06-I-R-6-10

Type	Freq (Hz)	Level (dBuV/m)	Limit (dBuV/m)	Margin (dB)	Raw (dBuV)	Dist (m)	Condition	Azimuth (°)	Height (m)	Comment	AF (dB)	CL (dB)	PA (dB)
PK	7.0018G	126.26	Inf	-Inf	115.45	3	Vertical	225	1.80	-	35.41	8.44	33.04
RMS	6.991G	115.75	Inf	-Inf	105.01	3	Vertical	225	1.80	-	35.36	8.42	33.04
PK	7.129G	72.15	88.20	-16.05	61.05	3	Vertical	225	1.80	-	36.02	8.29	33.21
RMS	7.1534G	55.07	68.20	-13.13	43.94	3	Vertical	225	1.80	-	36.11	8.26	33.24

6.875-7.125GHz\_802.11be EHT20-BF\_Nss2,(MCS0)\_4TX

6995MHz\_TX

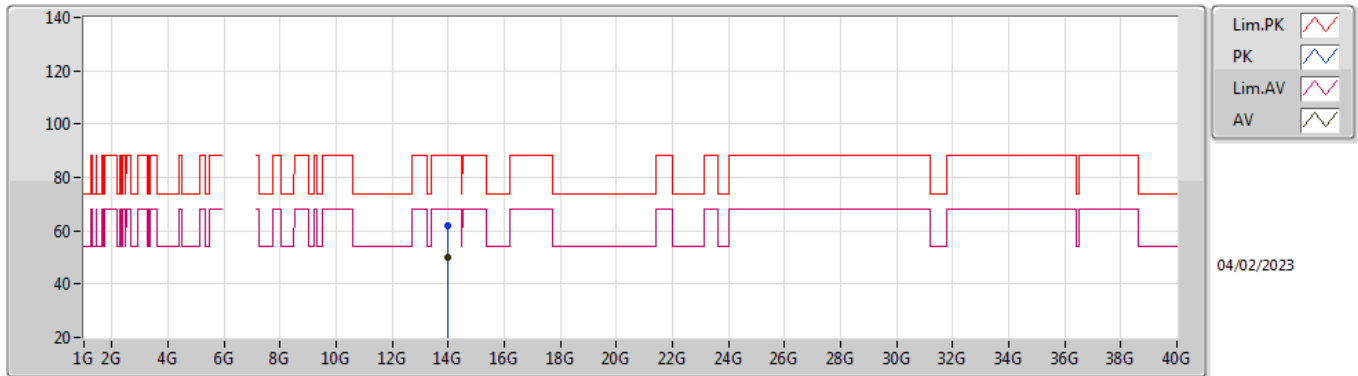


EUT\_Z\_4TX  
 Setting 108  
 06-I-K-3

Type	Freq (Hz)	Level (dBuV/m)	Limit (dBuV/m)	Margin (dB)	Raw (dBuV)	Dist (m)	Condition	Azimuth (°)	Height (m)	Comment	AF (dB)	CL (dB)	PA (dB)
PK	13.98984G	67.09	88.20	-21.11	49.66	3	Vertical	35	2.01	-	40.98	11.12	34.67
RMS	13.98898G	50.03	68.20	-18.17	32.60	3	Vertical	35	2.01	-	40.98	11.12	34.67

6.875-7.125GHz\_802.11be EHT20-BF\_Nss2,(MCS0)\_4TX

6995MHz\_TX

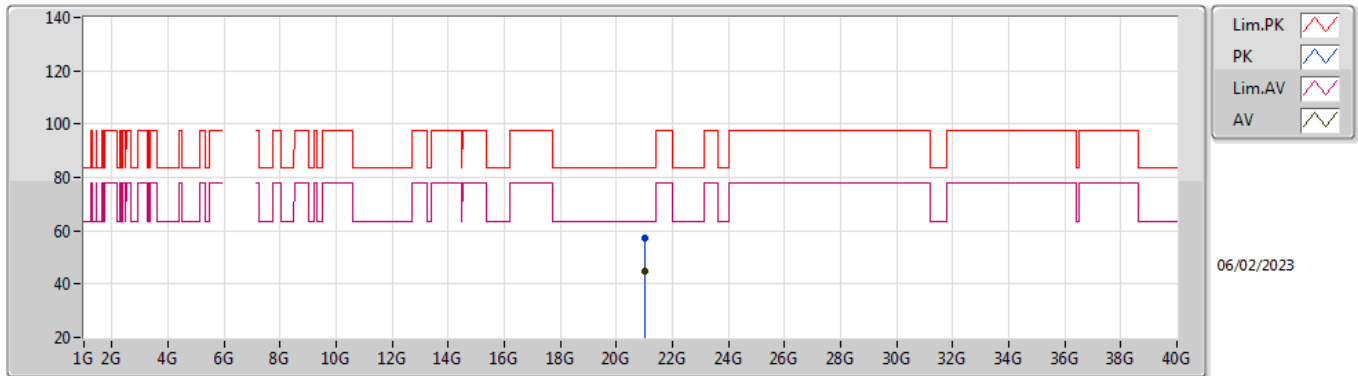


EUT\_Z\_4TX  
 Setting 108  
 06-I-K-3

Type	Freq (Hz)	Level (dBuV/m)	Limit (dBuV/m)	Margin (dB)	Raw (dBuV)	Dist (m)	Condition	Azimuth (°)	Height (m)	Comment	AF (dB)	CL (dB)	PA (dB)
PK	13.98854G	62.14	88.20	-26.06	44.71	3	Horizontal	343	1.39	-	40.98	11.12	34.67
RMS	13.99128G	50.02	68.20	-18.18	32.59	3	Horizontal	343	1.39	-	40.98	11.12	34.67

6.875-7.125GHz\_802.11be EHT20-BF\_Nss2,(MCS0)\_4TX

6995MHz\_TX

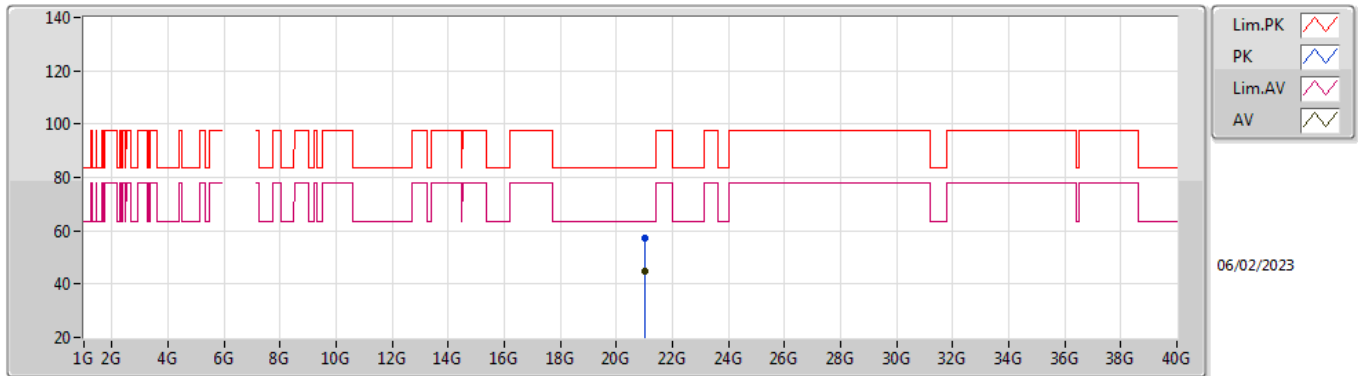


EUT\_Z\_4TX  
Setting 108  
06-I-W-4

Type	Freq (Hz)	Level (dBuV/m)	Limit (dBuV/m)	Margin (dB)	Raw (dBuV)	Dist (m)	Condition	Azimuth (°)	Height (m)	Comment	AF (dB)	CL (dB)	PA (dB)
PK	20.99871G	57.16	83.54	-26.38	53.27	1	Vertical	278	2.91	-	38.30	17.69	52.10
AV	20.9997G	44.84	63.54	-18.70	40.95	1	Vertical	278	2.91	-	38.30	17.69	52.10

6.875-7.125GHz\_802.11be EHT20-BF\_Nss2,(MCS0)\_4TX

6995MHz\_TX

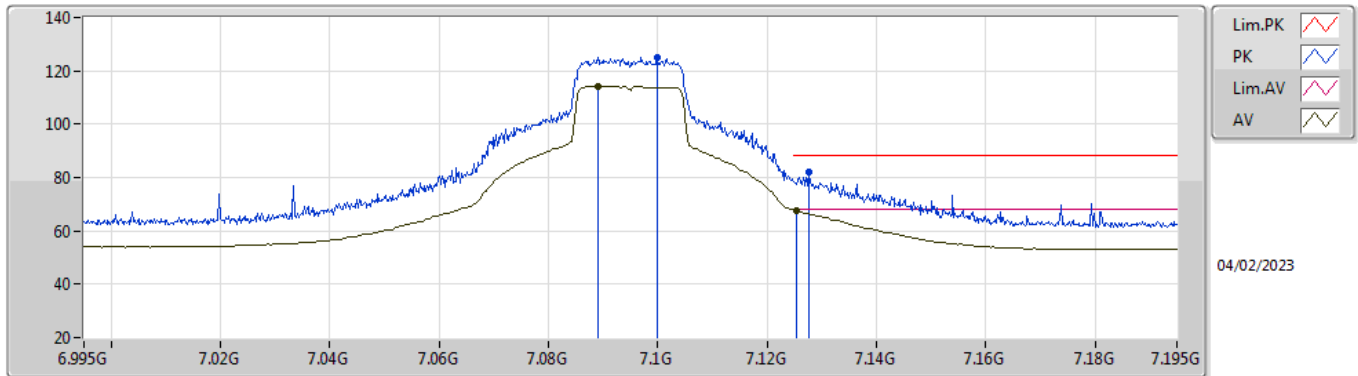


EUT\_Z\_4TX  
 Setting 108  
 06-I-W-4

Type	Freq (Hz)	Level (dBuV/m)	Limit (dBuV/m)	Margin (dB)	Raw (dBuV)	Dist (m)	Condition	Azimuth (°)	Height (m)	Comment	AF (dB)	CL (dB)	PA (dB)
PK	20.99772G	57.15	83.54	-26.39	53.26	1	Horizontal	267	1.08	-	38.30	17.69	52.10
AV	20.99697G	44.80	63.54	-18.74	40.92	1	Horizontal	267	1.08	-	38.29	17.69	52.10

6.875-7.125GHz\_802.11be EHT20-BF\_Nss2,(MCS0)\_4TX

7095MHz\_TX

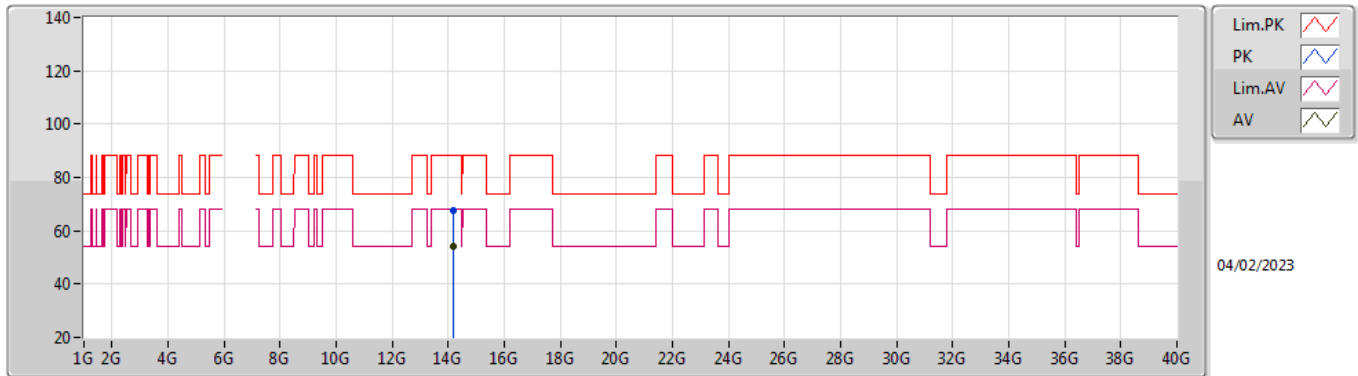


EUT\_Z\_4TX  
Setting 100  
06-I-R-6-10

Type	Freq (Hz)	Level (dBuV/m)	Limit (dBuV/m)	Margin (dB)	Raw (dBuV)	Dist (m)	Condition	Azimuth (°)	Height (m)	Comment	AF (dB)	CL (dB)	PA (dB)
PK	7.0998G	125.23	Inf	-Inf	114.18	3	Vertical	225	1.66	-	35.90	8.32	33.17
RMS	7.089G	114.19	Inf	-Inf	103.15	3	Vertical	225	1.66	-	35.86	8.33	33.15
PK	7.1276G	82.07	88.20	-6.13	70.97	3	Vertical	225	1.66	-	36.01	8.29	33.20
RMS	7.1254G	67.75	68.20	-0.45	56.66	3	Vertical	225	1.66	-	36.00	8.29	33.20

6.875-7.125GHz\_802.11be EHT20-BF\_Nss2,(MCS0)\_4TX

7095MHz\_TX



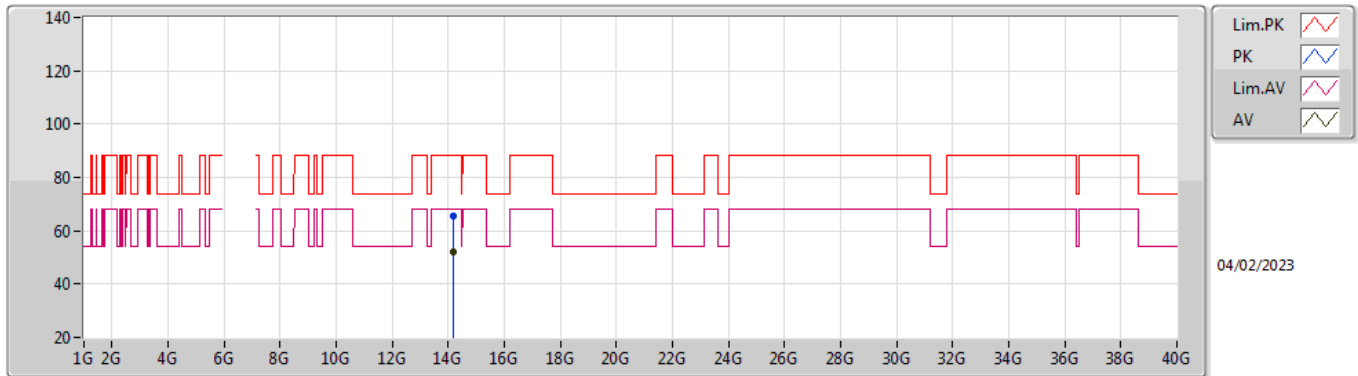
EUT\_Z\_4TX  
 Setting 100  
 06-I-K-3

Type	Freq (Hz)	Level (dBuV/m)	Limit (dBuV/m)	Margin (dB)	Raw (dBuV)	Dist (m)	Condition	Azimuth (°)	Height (m)	Comment	AF (dB)	CL (dB)	PA (dB)
PK	14.18964G	67.50	88.20	-20.70	49.40	3	Vertical	36.2	2.08	-	41.57	11.22	34.69
RMS	14.19364G	54.03	68.20	-14.17	35.91	3	Vertical	36.2	2.08	-	41.58	11.23	34.69



6.875-7.125GHz\_802.11be EHT20-BF\_Nss2,(MCS0)\_4TX

7095MHz\_TX

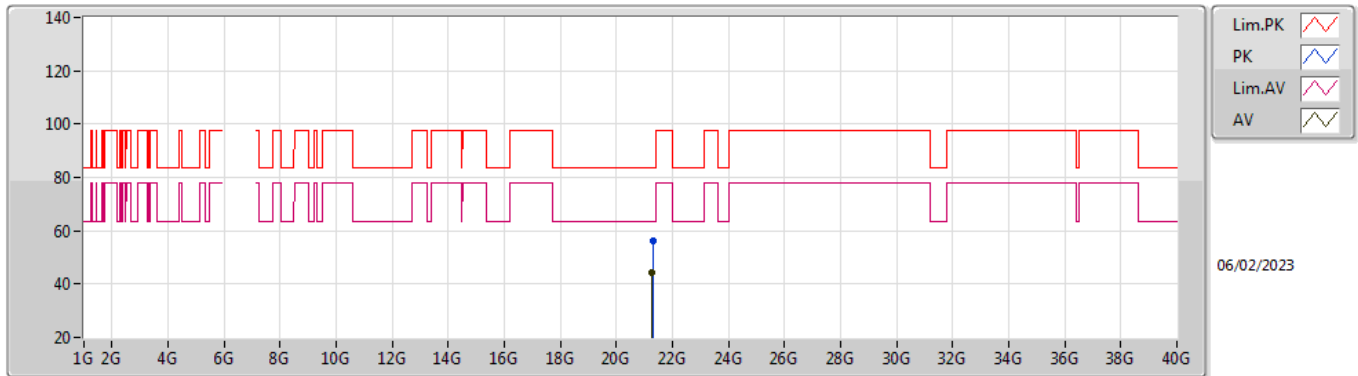


EUT\_Z\_4TX  
 Setting 100  
 06-I-K-3

Type	Freq (Hz)	Level (dBuV/m)	Limit (dBuV/m)	Margin (dB)	Raw (dBuV)	Dist (m)	Condition	Azimuth (°)	Height (m)	Comment	AF (dB)	CL (dB)	PA (dB)
PK	14.18968G	65.54	88.20	-22.66	47.44	3	Horizontal	26	2.01	-	41.57	11.22	34.69
RMS	14.18964G	52.27	68.20	-15.93	34.17	3	Horizontal	26	2.01	-	41.57	11.22	34.69

6.875-7.125GHz\_802.11be EHT20-BF\_Nss2,(MCS0)\_4TX

7095MHz\_TX

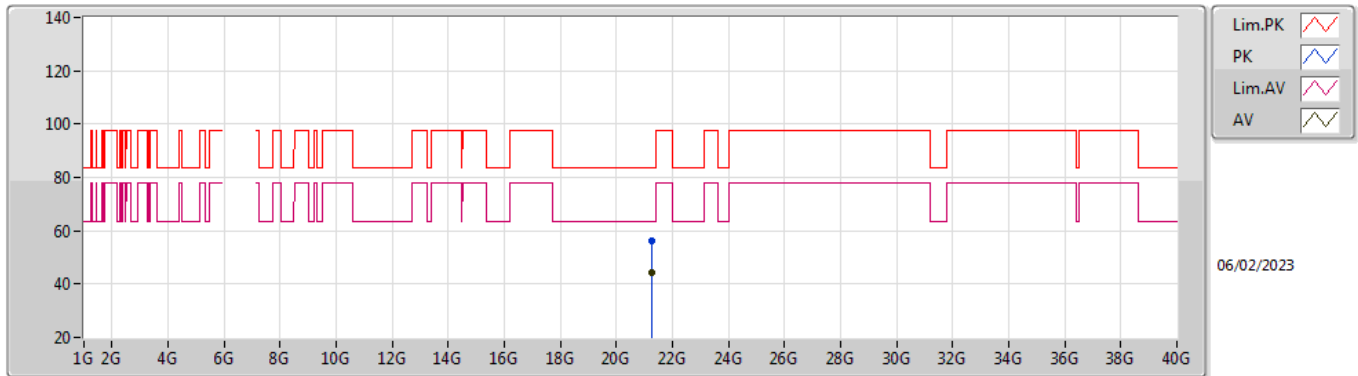


EUT\_Z\_4TX  
Setting 100  
06-I-W-4

Type	Freq (Hz)	Level (dBuV/m)	Limit (dBuV/m)	Margin (dB)	Raw (dBuV)	Dist (m)	Condition	Azimuth (°)	Height (m)	Comment	AF (dB)	CL (dB)	PA (dB)
PK	21.2928G	56.35	83.54	-27.19	52.56	1	Vertical	134	1.88	-	38.07	17.82	52.10
AV	21.27042G	44.27	63.54	-19.27	40.48	1	Vertical	134	1.88	-	38.08	17.81	52.10

6.875-7.125GHz\_802.11be EHT20-BF\_Nss2,(MCS0)\_4TX

7095MHz\_TX



EUT\_Z\_4TX  
 Setting 100  
 06-I-W-4

Type	Freq (Hz)	Level (dBuV/m)	Limit (dBuV/m)	Margin (dB)	Raw (dBuV)	Dist (m)	Condition	Azimuth (°)	Height (m)	Comment	AF (dB)	CL (dB)	PA (dB)
PK	21.27966G	56.46	83.54	-27.08	52.66	1	Horizontal	197	1.12	-	38.08	17.82	52.10
AV	21.27165G	44.26	63.54	-19.28	40.47	1	Horizontal	197	1.12	-	38.08	17.81	52.10