



RADIO TEST REPORT

FCC ID : MSQ-RTBE6G00
Equipment : BE19000 Tri-band WiFi Router
Brand Name : ASUS
Model Name : RT-BE96U
Applicant : ASUSTeK COMPUTER INC.
1F., No. 15, Lide Rd., Beitou, Taipei City 112, Taiwan
Manufacturer (1) : Compal Networking(KunShan) CO., LTD.
No.520,Nan Bang RD., Economic & Technical
Development Zone, KunShan,JiangSu,China
Manufacturer (2) : Arcadyan Technology (Vietnam) Co., Ltd.
Lot D4-5-6, Thang Long Vinh Phuc Industrial Park,
Thien Ke Commune, Binh Xuyen District,15000
Vinh Phuc Province, Vietnam
Standard : 47 CFR FCC Part 15.407

The product was received on Dec. 13, 2022, and testing was started from Dec. 14, 2022 and completed on Jan. 03, 2023. We, Sporton International Inc. Hsinchu Laboratory, would like to declare that the tested sample has been evaluated in accordance with the procedures given in ANSI C63.10-2013 and shown compliance with the applicable technical standards.

The test results in this report apply exclusively to the tested model / sample. Without written approval of Sporton International Inc. Hsinchu Laboratory, the test report shall not be reproduced except in full.

Approved by: Sam Chen

Sporton International Inc. Hsinchu Laboratory

No.8, Ln. 724, Bo'ai St., Zhubei City, Hsinchu County 302010, Taiwan (R.O.C.)



Table of Contents

History of this test report.....3

Summary of Test Result.....4

1 General Description5

1.1 Information.....5

1.2 Applicable Standards8

1.3 Testing Location Information8

1.4 Measurement Uncertainty9

2 Test Configuration of EUT10

2.1 Test Channel Mode10

2.2 The Worst Case Measurement Configuration12

2.3 EUT Operation during Test13

2.4 Accessories14

2.5 Support Equipment.....14

2.6 Test Setup Diagram16

3 Transmitter Test Result19

3.1 AC Power-line Conducted Emissions19

3.2 Emission Bandwidth21

3.3 Maximum Equivalent Isotropically Radiated Power (E.I.R.P.)22

3.4 Peak Power Spectral Density (E.I.R.P.).....25

3.5 Unwanted Emissions.....29

3.6 Contention Based Protocol.....34

4 Test Equipment and Calibration Data35

Appendix A. Test Results of AC Power-line Conducted Emissions

Appendix B. Test Results of Emission Bandwidth

Appendix C. Test Results of Maximum Equivalent Isotropically Radiated Power (E.I.R.P.)

Appendix D. Test Results of Peak Power Spectral Density (E.I.R.P.)

Appendix E. Test Results of Unwanted Emissions

Appendix F. Test Results of Contention-Based Protocol

Appendix G. Test Photos

Photographs of EUT v01



Summary of Test Result

Report Clause	Ref Std. Clause	Test Items	Result (PASS/FAIL)	Remark
1.1.2	15.203	Antenna Requirement	PASS	-
3.1	15.207	AC Power-line Conducted Emissions	PASS	-
3.2	15.407(a)	Emission Bandwidth	PASS	-
3.3	15.407(a)	Maximum Equivalent Isotropically Radiated Power (E.I.R.P.)	PASS	-
3.4	15.407(a)	Peak Power Spectral Density (E.I.R.P.)	PASS	-
3.5	15.407(b)	Unwanted Emissions	PASS	-
3.6	15.407(d)	Contention-Based Protocol	PASS	-

Declaration of Conformity:

1. The test results with all measurement uncertainty excluded are presented in accordance with the regulation limits or requirements declared by manufacturers. It's means measurement values may risk exceeding the limit of regulation standards, if measurement uncertainty is include in test results.
2. The measurement uncertainty please refer to report "Measurement Uncertainty".

Comments and Explanations:

The declared of product specification for EUT presented in the report are provided by the manufacturer, and the manufacturer takes all the responsibilities for the accuracy of product specification.

Reviewed by: Sam Chen
Report Producer: Penny Kao



1 General Description

1.1 Information

1.1.1 RF General Information

Frequency Range (MHz)	IEEE Std. 802.11	Ch. Frequency (MHz)	Channel Number
5925-7125	ax (HEW20), be (EHT20)	5955-7095	1-229 [58]
5925-7125	ax (HEW40), be (EHT40)	5965-7085	3-227 [29]
5925-7125	ax (HEW80), be (EHT80)	5985-7025	7-215 [14]
5925-7125	ax (HEW160), be (EHT160)	6025-6985	15-207 [7]
5925-7125	be (EHT320)	6105-6745	31-159 [3]

Band	Mode	BWch (MHz)	Nant
UNII 5-8	ax (HEW20)	20	4TX
UNII 5-8	ax (HEW20)-BF	20	4TX
UNII 5-8	be (EHT20)	20	4TX
UNII 5-8	be (EHT20)-BF	20	4TX
UNII 5-8	ax (HEW40)	40	4TX
UNII 5-8	ax (HEW40)-BF	40	4TX
UNII 5-8	be (EHT40)	40	4TX
UNII 5-8	be (EHT40)-BF	40	4TX
UNII 5-8	ax (HEW80)	80	4TX
UNII 5-8	ax (HEW80)-BF	80	4TX
UNII 5-8	be (EHT80)	80	4TX
UNII 5-8	be (EHT80)-BF	80	4TX
UNII 5-8	ax (HEW160)	160	4TX
UNII 5-8	ax (HEW160)-BF	160	4TX
UNII 5-8	be (EHT160)	160	4TX
UNII 5-8	be (EHT160)-BF	160	4TX
UNII 5-8	be (EHT320)	320	4TX
UNII 5-8	be (EHT320)-BF	320	4TX



Note:

- HEW20, HEW40, HEW80 and HEW160 use a combination of OFDMA-BPSK, QPSK, 16QAM, 64QAM, 256QAM, 1024QAM modulation.
- EHT20, EHT40, EHT80 and EHT160, EHT320 use a combination of OFDMA-BPSK, QPSK, 16QAM, 64QAM, 256QAM, 1024QAM, 4096QAM modulation.
- BWch is the nominal channel bandwidth.

1.1.2 Antenna Information

Ant.	Port			Brand	Model Name	Antenna Type	Connector	Gain (dBi)
	WLAN 6GHz	WLAN 2.4GHz	WLAN 5GHz					WLAN 6GHz
1	1	-	-	WHA Yu	C660-510587-A	Dipole Antenna	I-PEX	2.44
2	2	-	-	WHA Yu	C660-510588-A	Dipole Antenna	I-PEX	2.39
3	3	-	-	WHA Yu	C660-510589-A	Dipole Antenna	I-PEX	2.44
4	4	-	-	WHA Yu	C660-510590-A	Dipole Antenna	I-PEX	2.43
5	-	-	-	WHA Yu	C660-510591-A	Dipole Antenna	I-PEX	-
6	-	-	-	WHA Yu	C660-510592-A	Dipole Antenna	I-PEX	-
7	-	-	-	WHA Yu	C660-510593-A	Dipole Antenna	I-PEX	-
8	-	-	-	WHA Yu	C660-510594-A	Dipole Antenna	I-PEX	-

Note1: The above information was declared by manufacturer.

Note2: The EUT has eight antennas, and Ant.5~8 function don't enable at this time.

<WLAN 6GHz function>

For IEEE 802.11ax/be mode (4TX/4RX):

Port 1, Port 2, Port3 and Port4 can be used as transmitting/receiving antenna.

Port 1, Port 2, Port3 and Port4 could transmit/receive simultaneously.

1.1.3 Mode Test Duty Cycle

Mode	DC	DCF(dB)	T(s)	VBW(Hz) ≥ 1/T
802.11be EHT20-BF	0.953	0.21	3.121m	1k
802.11be EHT40-BF	0.965	0.15	4.644m	300
802.11be EHT80-BF	0.965	0.15	4.403m	300
802.11be EHT160-BF	0.962	0.17	5.109m	300
802.11be EHT320-BF	0.83	0.81	158.75u	10k

Note:

- DC is Duty Cycle.
- DCF is Duty Cycle Factor.



1.1.4 EUT Operational Condition

EUT Power Type	From Power Adapter	
Beamforming Function	<input checked="" type="checkbox"/> With beamforming	<input type="checkbox"/> Without beamforming
	The product has beamforming function for ax/be in 6GHz.	
Device Type	<input checked="" type="checkbox"/> Indoor Access Point	<input type="checkbox"/> Subordinate
	<input type="checkbox"/> Indoor Client	<input type="checkbox"/> Standard Power Access Point
	<input type="checkbox"/> Dual Client	<input type="checkbox"/> Standard Client
	<input type="checkbox"/> Fixed Client	
Channel Puncturing Function	<input type="checkbox"/> Supported	<input checked="" type="checkbox"/> Unsupported
Support RU	<input checked="" type="checkbox"/> Full RU	<input type="checkbox"/> Partial RU
Test Software Version	Others: accessMtool 3.3.0.4 Beamforming: DOS[ver 6.1.7601]	
Software / Firmware Version for CBP	5.04L.04p1test3	

Note: The above information was declared by manufacturer.

1.1.5 Table for Radio function

Radio 1	Radio 2	Radio 3
WLAN 2.4GHz	WLAN 5GHz UNII 1~3	WLAN 6GHz UNII 5~8

Note1: Radio 1 and Radio 2 function don't enable at this time.

Note2: The above information was declared by manufacturer.



1.2 Applicable Standards

According to the specifications of the manufacturer, the EUT must comply with the requirements of the following standards:

- ♦ 47 CFR FCC Part 15.407
- ♦ ANSI C63.10-2013
- ♦ FCC KDB 789033 D02 v02r01

The following reference test guidance is not within the scope of accreditation of TAF.

- ♦ FCC KDB 987594 D02 v01r01
- ♦ FCC KDB 662911 D01 v02r01
- ♦ FCC KDB 412172 D01 v01r01
- ♦ FCC KDB 414788 D01 v01r01

1.3 Testing Location Information

Testing Location Information	
Test Lab. : Sporton International Inc. Hsinchu Laboratory	
Hsinchu	ADD: No.8, Ln. 724, Bo'ai St., Zhubei City, Hsinchu County 302010, Taiwan (R.O.C.)
(TAF: 3787)	TEL: 886-3-656-9065 FAX: 886-3-656-9085
	Test site Designation No. TW3787 with FCC.
	Conformity Assessment Body Identifier (CABID) TW3787 with ISED.

Test Condition	Test Site No.	Test Engineer	Test Environment (°C / %)	Test Date
RF Conducted (Other test items)	TH02-CB	Jay Lo	23.6-24.1 / 63-67	Dec. 26, 2022~ Dec. 27, 2022
Radiated (Unwanted Emissions, Maximum Equivalent Isotropically Radiated Power and Peak Power Spectral Density)	03CH06-CB	RJ Huang	21.6~23 / 65~70	Dec. 15, 2022~ Dec. 27, 2022
AC Conduction	CO01-CB	Joe Chu	22~23 / 57~58	Jan. 03, 2023
RF Conducted <Contention-Based Protocol test>	DF02-CB	Kevin Huang	21.6~22.4 / 62~66	Dec. 14, 2022~ Dec. 17, 2022



1.4 Measurement Uncertainty

ISO/IEC 17025 requires that an estimate of the measurement uncertainties associated with the emissions test results be included in the report. The measurement uncertainties given below are based on a 95% confidence level (based on a coverage factor (k=2))

Test Items	Uncertainty	Remark
Conducted Emission (150kHz ~ 30MHz)	3.4 dB	Confidence levels of 95%
Radiated Emission (9kHz ~ 30MHz)	3.4 dB	Confidence levels of 95%
Radiated Emission (30MHz ~ 1,000MHz)	5.6 dB	Confidence levels of 95%
Radiated Emission (1GHz ~ 18GHz)	5.2 dB	Confidence levels of 95%
Radiated Emission (18GHz ~ 40GHz)	4.7 dB	Confidence levels of 95%
Conducted Emission	3.2 dB	Confidence levels of 95%
Output Power Measurement	0.8 dB	Confidence levels of 95%
Power Density Measurement	3.2 dB	Confidence levels of 95%
Bandwidth Measurement	2.0 %	Confidence levels of 95%



2 Test Configuration of EUT

2.1 Test Channel Mode

Mode	Power Setting
802.11be EHT20-BF_Nss1,(MCS0)_4TX	-
5955MHz	30
6175MHz	26
6415MHz	29
6435MHz	22
6475MHz	27
6515MHz	29
6535MHz	26
6695MHz	27
6855MHz	25
6875MHz Straddle 6.525-6.875GHz	29
6895MHz	22
6995MHz	24
7095MHz	29
802.11be EHT40-BF_Nss1,(MCS0)_4TX	-
5965MHz	37
6165MHz	41
6405MHz	38
6445MHz	38
6485MHz	35
6525MHz Straddle 6.425-6.525GHz	36
6525MHz Straddle 6.525-6.875GHz	
6565MHz	37
6685MHz	37
6845MHz	36
6885MHz Straddle 6.525-6.875GHz	38
6925MHz	34
7005MHz	38
7085MHz	39
802.11be EHT80-BF_Nss1,(MCS0)_4TX	-
5985MHz	48
6145MHz	48
6385MHz	44
6465MHz	44
6545MHz Straddle 6.425-6.525GHz	46



Mode	Power Setting
6625MHz	45
6705MHz	49
6785MHz	46
6865MHz Straddle 6.525-6.875GHz	45
6945MHz	42
7025MHz	45
802.11be EHT160-BF_Nss1,(MCS0)_4TX	-
6025MHz	67
6185MHz	64
6345MHz	62
6505MHz Straddle 6.425-6.525GHz	63
6665MHz	62
6825MHz Straddle 6.525-6.875GHz	64
6985MHz	61
802.11be EHT320-BF_Nss1,(MCS0)_4TX	-
6105MHz	76
6425MHz	70
6745MHz	72

Note:

- ♦ Evaluated EHT20/EHT40/EHT80/EHT160/EHT320 mode only due to the similar modulation. The power setting of HEW20/HEW40/HEW80/HEW160 mode are the same or lower than EHT20/EHT40/EHT80/EHT160/EHT320.
- ♦ The EUT supports non-beamforming and beamforming modes, after evaluating, the beamforming mode has been selected to test.



2.2 The Worst Case Measurement Configuration

The Worst Case Mode for Following Conformance Tests	
Tests Item	AC power-line conducted emissions
Condition	AC power-line conducted measurement for line and neutral Test Voltage: 120Vac / 60Hz
Operating Mode	CTX
1	EUT_WLAN 6GHz + Adapter 1
2	EUT_WLAN 6GHz + Adapter 3
For operating mode 2 is the worst case and it was record in this test report.	

The Worst Case Mode for Following Conformance Tests	
Tests Item	Emission Bandwidth Contention Based Protocol
Test Condition	Conducted measurement at transmit chains

The Worst Case Mode for Following Conformance Tests	
Tests Item	Maximum Equivalent Isotropically Radiated Power (E.I.R.P.) Peak Power Spectral Density (E.I.R.P.)
Test Condition	Radiated measurement If EUT consist of multiple antenna assembly (multiple antenna are used in EUT regardless of spatial multiplexing MIMO configuration), the radiated test should be performed with highest antenna gain of each antenna type. After evaluating, the worst case was found at Z axis, thus the measurement will follow this same test configuration.
1	EUT in Z axis

The Worst Case Mode for Following Conformance Tests	
Tests Item	Unwanted Emissions
Test Condition	Radiated measurement If EUT consist of multiple antenna assembly (multiple antenna are used in EUT regardless of spatial multiplexing MIMO configuration), the radiated test should be performed with highest antenna gain of each antenna type.
Operating Mode < 1GHz	CTX After evaluating, the worst case was found at Z axis, thus the measurement will follow this same test configuration.
1	EUT in Z axis_WLAN 6GHz + Adapter 1
2	EUT in Z axis_WLAN 6GHz + Adapter 3
For operating mode 2 is the worst case and it was record in this test report.	



Operating Mode > 1GHz	CTX
	After evaluating, the worst case was found at Z axis, thus the measurement will follow this same test configuration.
1	EUT in Z axis_WLAN 6GHz

The Worst Case Mode for Following Conformance Tests	
Tests Item	Emission MASK
Test Condition	Conducted measurement at transmit chains

2.3 EUT Operation during Test

For CTX Mode:

beamforming mode:

For Conducted Mode:

The EUT was programmed to be in continuously transmitting mode.

For Radiated Mode:

During the test, the following programs under WIN 7 were executed.

The program was executed as follows:

1. During the test, the EUT operation to normal function.
2. Executed command fixed test channel under DOS[ver 6.1.7601].
3. Executed "Lantest.exe" to link with the remote workstation to transmit and receive packet by Client and transmit duty cycle no less than 98%.

For Normal Link:

During the test, the EUT operation to normal function.



2.4 Accessories

Power	Brand	Model	Rating	Remark
Adapter 1	DELTA	ADP-65DE B	INPUT: 100-240V~1.5A, 50-60Hz OUTPUT: 19.0V, 3.42A, 65.0W	With the DC cable: Non-shielded, 1.5m
Adapter 2	DELTA	ADP-65DE B	INPUT: 100-240V~1.5A, 50-60Hz OUTPUT: 19.0V, 3.42A, 65.0W	With the DC cable: Non-shielded, 1.5m
Adapter 3	AcBel	ADD011	INPUT: 100-240V~ 1.7A, 50-60Hz OUTPUT: +19.5V, 3.33A, 65.0W MAX.	With the DC cable: Non-shielded, 1.5m
Adapter 4	AcBel	ADD011	INPUT: 100-240V~ 1.7A, 50-60Hz OUTPUT: +19.5V, 3.33A, 65.0W MAX.	With the DC cable: Non-shielded, 1.5m
Others				
RJ-45 cable*1: Shielded, 1.5m				
Power cord*1: Non-shielded, 0.9m				

Note1: Adapter 1 & Adapter 2 and Adapter 3 & Adapter 4 are identical; Therefore, Adapter 1 and Adapter 3 were selected to test and recorded in this report.

Note2: Refer to photographs of EUT for the detail information of difference between Adapter 1 & Adapter 2 and Adapter 3 & Adapter 4.

2.5 Support Equipment

For AC Conduction:

Support Equipment				
No.	Equipment	Brand Name	Model Name	FCC ID
A	LAN1 NB	DELL	E6430	N/A
B	HDD3.0	WD	WDBACY5000AWT	N/A
C	HDD3.0	WD	WDBACY5000AWT	N/A

For Radiated (below 1GHz):

Support Equipment				
No.	Equipment	Brand Name	Model Name	FCC ID
A	Notebook	DELL	E4300	N/A



**For Radiated (above 1GHz):
Beamforming mode**

Support Equipment				
No.	Equipment	Brand Name	Model Name	FCC ID
A	Notebook	DELL	E4300	N/A
B	Notebook	DELL	E4300	N/A
C	Client	ASUS	Wifi 7 tri-band_RT-BE96U	N/A

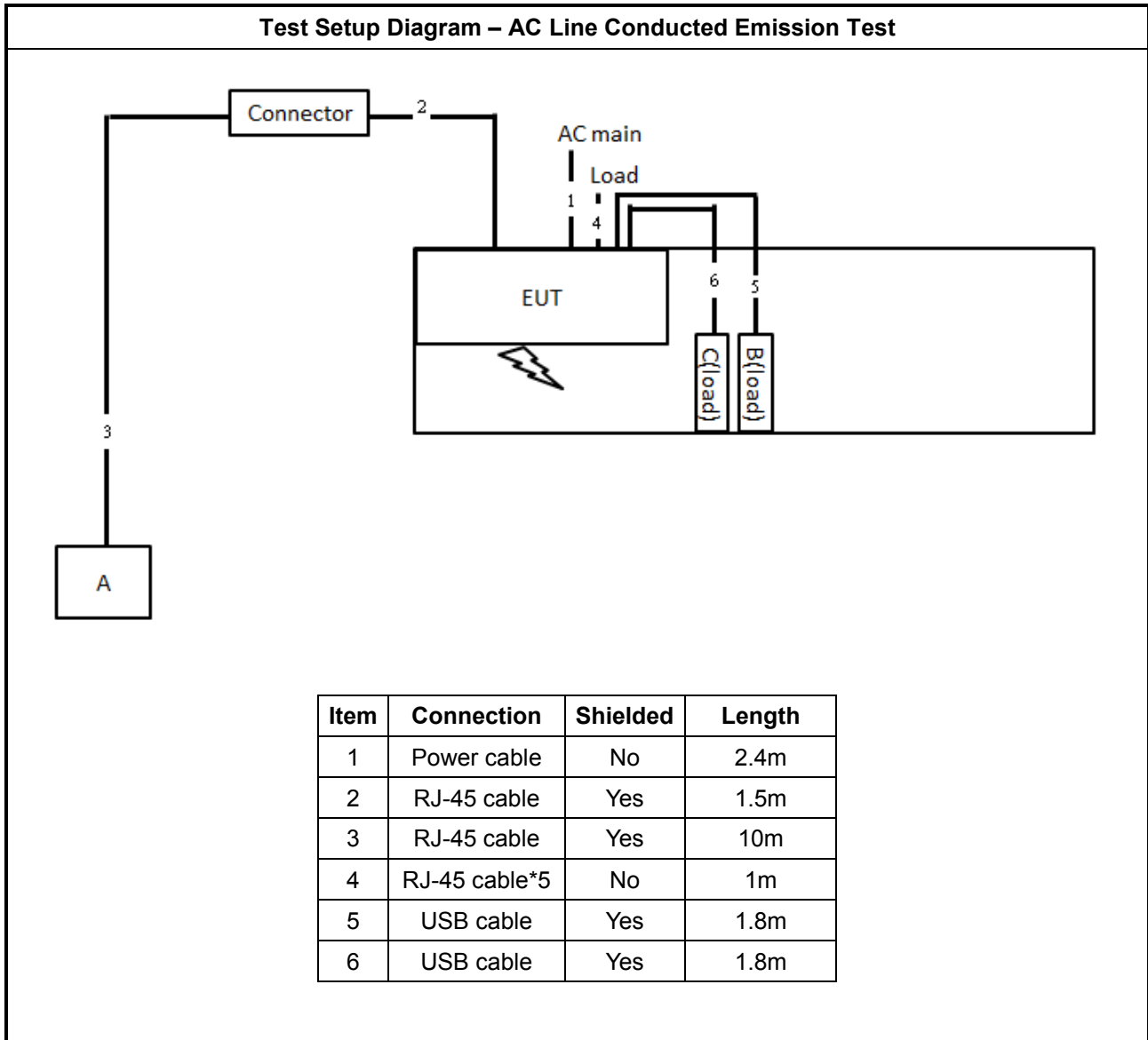
For RF Conducted:

Support Equipment				
No.	Equipment	Brand Name	Model Name	FCC ID
A	Notebook	DELL	E4300	N/A

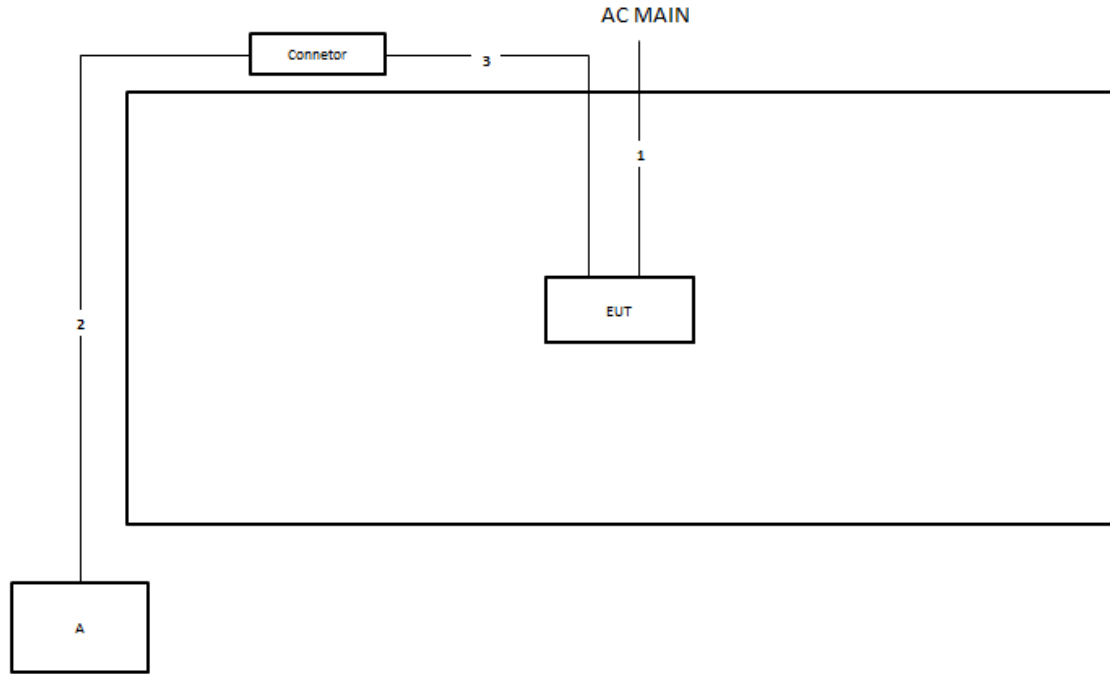
For Contention Based Protocol:

Support Equipment				
No.	Equipment	Brand Name	Model Name	FCC ID
A	Notebook	DELL	E4300	N/A
B	Notebook	DELL	E4300	N/A
C	WLAN AP(Client)	ASUS	RT-BE96U	N/A

2.6 Test Setup Diagram

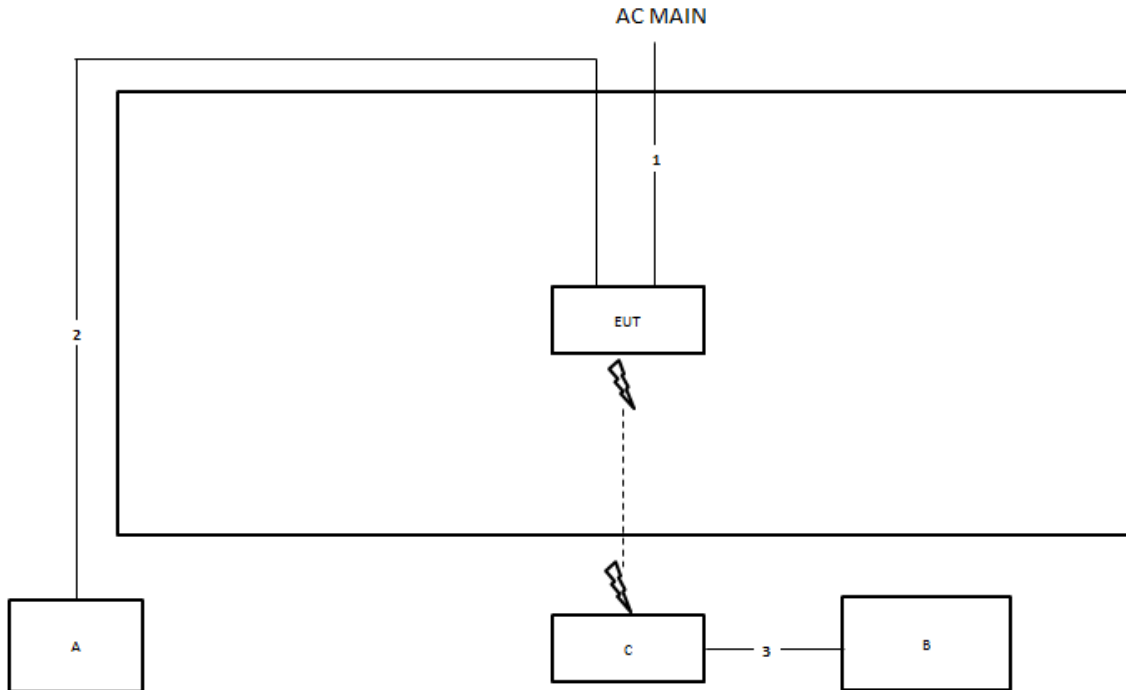


Test Setup Diagram - Radiated Test < 1GHz



Item	Connection	Shielded	Length
1	Power cable	No	2.4m
2	RJ-45 cable	No	10m
3	RJ-45 cable	Yes	1.5m

Test Setup Diagram - Radiated Test > 1GHz Beamforming Mode



Item	Connection	Shielded	Length
1	Power cable	No	2.4m
2	RJ-45 cable	No	10m
3	RJ-45 cable	No	10m



3 Transmitter Test Result

3.1 AC Power-line Conducted Emissions

3.1.1 AC Power-line Conducted Emissions Limit

AC Power-line Conducted Emissions Limit		
Frequency Emission (MHz)	Quasi-Peak	Average
0.15-0.5	66 - 56 *	56 - 46 *
0.5-5	56	46
5-30	60	50

Note 1: * Decreases with the logarithm of the frequency.

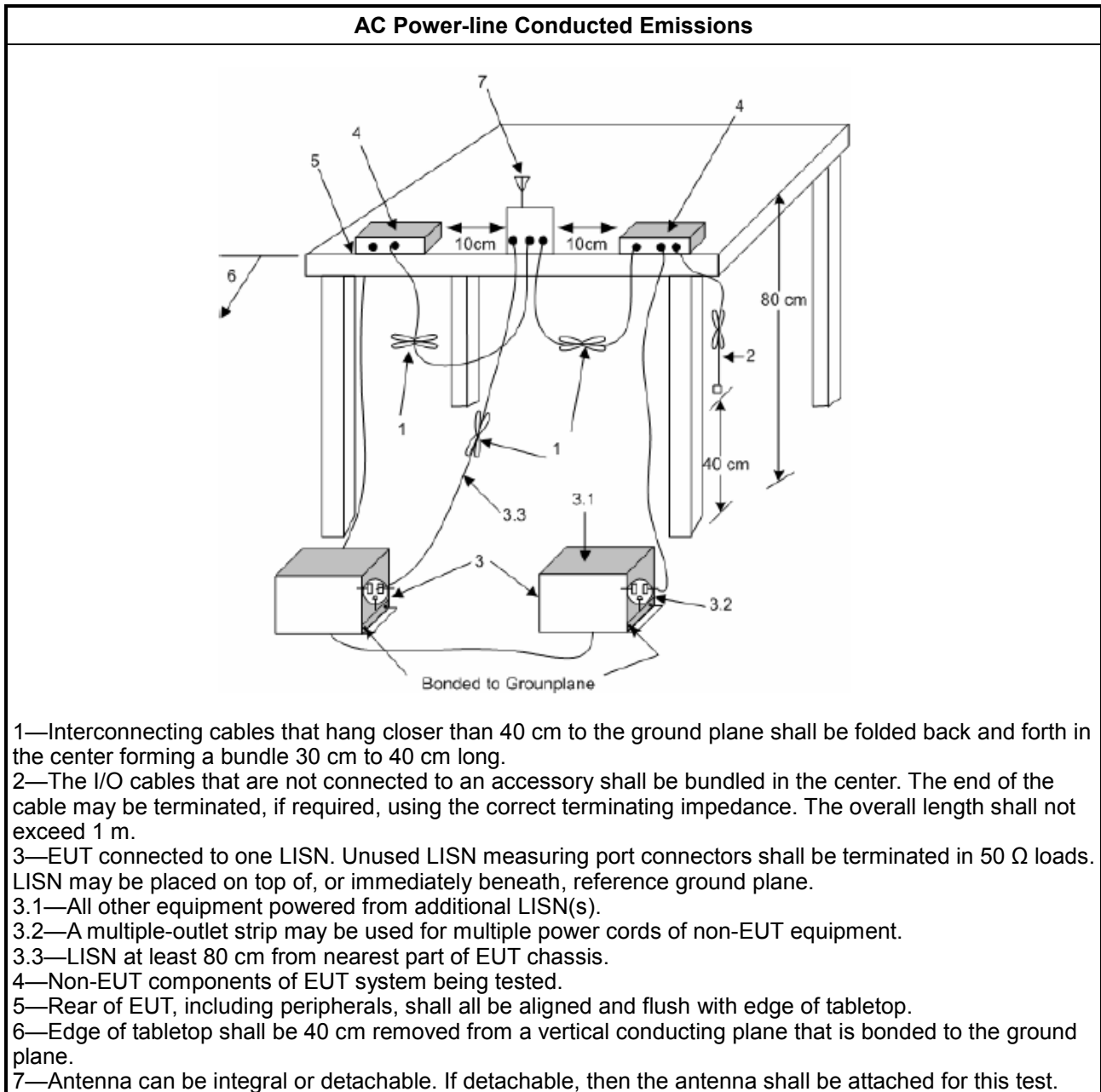
3.1.2 Measuring Instruments

Refer a test equipment and calibration data table in this test report.

3.1.3 Test Procedures

Test Method
<input checked="" type="checkbox"/> Refer as ANSI C63.10-2013, clause 6.2 for AC power-line conducted emissions.

3.1.4 Test Setup



3.1.5 Measurement Results Calculation

The measured Level is calculated using:

- a. Corrected Reading (dBuV) = LISN Factor + Cable Loss + Read Level = Level
- b. Margin = - Limit + (Read Level + LISN Factor + Cable Loss)

3.1.6 Test Result of AC Power-line Conducted Emissions

Refer as Appendix A

3.2 Emission Bandwidth

3.2.1 Emission Bandwidth Limit

Emission Bandwidth Limit	
UNII Devices	
<input checked="" type="checkbox"/>	For the 5925-6425 GHz band, N/A
<input checked="" type="checkbox"/>	For the 6425-6525 GHz band, N/A
<input checked="" type="checkbox"/>	For the 6525-6875 GHz band, N/A
<input checked="" type="checkbox"/>	For the 6875-7125 GHz band, N/A
RLAN Devices	
<input type="checkbox"/>	For the 5925-6425 GHz band, N/A
<input type="checkbox"/>	For the 6425-6525 GHz band, N/A
<input type="checkbox"/>	For the 6525-6875 GHz band, N/A
<input type="checkbox"/>	For the 6875-7125 GHz band, N/A

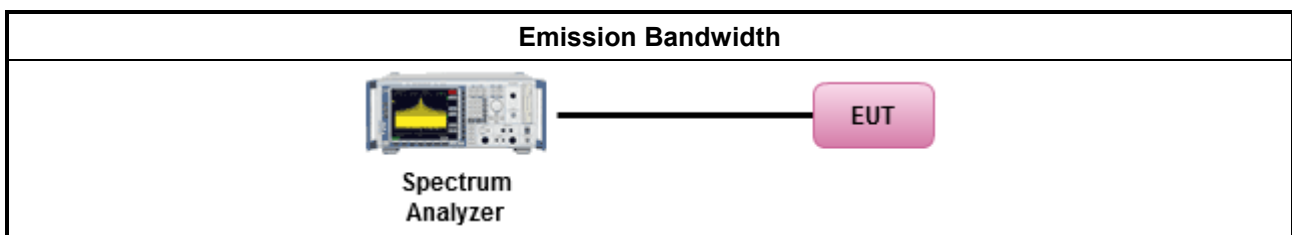
3.2.2 Measuring Instruments

Refer a test equipment and calibration data table in this test report.

3.2.3 Test Procedures

Test Method	
<ul style="list-style-type: none"> ▪ For the emission bandwidth shall be measured using one of the options below: 	
<input checked="" type="checkbox"/>	According to FCC KDB 987594 D02 clause II.C, measurement procedure shall refer to FCC KDB 789033 D02, clause C for EBW and clause D for OBW measurement.
<input type="checkbox"/>	Refer as ANSI C63.10, clause 6.9.1 for occupied bandwidth testing.
<input type="checkbox"/>	Refer as IC RSS-Gen, clause 4.6 for bandwidth testing.

3.2.4 Test Setup



3.2.5 Test Result of Emission Bandwidth

Refer as Appendix B



3.3 Maximum Equivalent Isotropically Radiated Power (E.I.R.P.)

3.3.1 Maximum Equivalent Isotropically Radiated Power (E.I.R.P.) Limit

Maximum Equivalent Isotropically Radiated Power (E.I.R.P.) Limit	
UNII Devices	
<input checked="" type="checkbox"/>	For the 5.925 ~ 6.425 GHz band:
<input type="checkbox"/>	<ul style="list-style-type: none"> ▪ For standard power access point and fixed client device : e.i.r.p < 36 dBm , For outdoor devices, the maximum e.i.r.p. at any elevation angle above 30 degrees not exceed 125 mW (21 dBm). ▪ For indoor access point : e.i.r.p < 30 dBm. ▪ For subordinate device control of an indoor access point : e.i.r.p < 30 dBm. ▪ For client device control of a standard power access point : e.i.r.p < 30 dBm. ▪ For client device control of an indoor access point : e.i.r.p < 24 dBm.
<input checked="" type="checkbox"/>	For the 6.425 ~ 6.525 GHz band:
<input type="checkbox"/>	<ul style="list-style-type: none"> ▪ For indoor access point : e.i.r.p < 30 dBm. ▪ For client device control of an indoor access point : e.i.r.p < 24 dBm.
<input checked="" type="checkbox"/>	For the 6.525 ~ 6.875 GHz band:
<input type="checkbox"/>	<ul style="list-style-type: none"> ▪ For standard power access point and fixed client device : e.i.r.p < 36 dBm , For outdoor devices, the maximum e.i.r.p. at any elevation angle above 30 degrees not exceed 125 mW (21 dBm). ▪ For indoor access point : e.i.r.p < 30 dBm. ▪ For subordinate device control of an indoor access point : e.i.r.p < 30 dBm. ▪ For client device control of a standard power access point : e.i.r.p < 30 dBm. ▪ For client device control of an indoor access point : e.i.r.p < 24 dBm.
<input checked="" type="checkbox"/>	For the 6.875 ~ 7.125 GHz band:
<input type="checkbox"/>	<ul style="list-style-type: none"> ▪ For indoor access point : e.i.r.p < 30 dBm. ▪ For client device control of an indoor access point : e.i.r.p < 24 dBm.
RLAN Devices	
<input type="checkbox"/>	For the 5.925 ~ 7.125 GHz band:
<input type="checkbox"/>	<ul style="list-style-type: none"> ▪ For low-power indoor access-points & indoor subordinate devices < 30 dBm . ▪ For low-power client devices < 24 dBm.
<input type="checkbox"/>	For the 5.925 ~ 6.875 GHz band:
<input type="checkbox"/>	<ul style="list-style-type: none"> ▪ For standard-power access points & fixed client devices < 36 dBm. ▪ For standard client devices < 30 dBm.



3.3.2 Measuring Instruments

Refer a test equipment and calibration data table in this test report.

3.3.3 Test Procedures

Test Method	
<input type="checkbox"/>	According to FCC KDB 987594 D02 clause II.E, the test measurement procedure shall refer to KDB 789033.
Average over on/off periods with duty factor	
<input checked="" type="checkbox"/>	Refer as FCC KDB 789033 D02, clause E Method SA-2 (spectral trace averaging). Spectrum analyzer setting: RBW/VBW : 1/3MHz ; Detector : RMS ; Trace mode : Average ; Sweep Count 100.
<input type="checkbox"/>	Refer as FCC KDB 789033 D02, clause E Method SA-2 Alt. (RMS detection with slow sweep speed)
Wideband RF power meter and average over on/off periods with duty factor	
<input type="checkbox"/>	Refer as FCC KDB 789033 D02, clause E Method PM-G (using an RF average power meter).
<input type="checkbox"/>	For conducted measurement.
<input type="checkbox"/>	<ul style="list-style-type: none"> If the EUT supports multiple transmit chains using options given below: Refer as FCC KDB 662911, In-band power measurements. Using the measure-and-sum approach, measured all transmit ports individually. Sum the power (in linear power units e.g., mW) of all ports for each individual sample and save them. If multiple transmit chains, EIRP calculation could be following as methods: $P_{total} = P_1 + P_2 + \dots + P_n$ (calculated in linear unit [mW] and transfer to log unit [dBm]) $EIRP_{total} = P_{total} + DG$
<input checked="" type="checkbox"/>	For radiated measurement.
<input type="checkbox"/>	<ul style="list-style-type: none"> Refer as FCC KDB 789033 D02 clause II A.1.F "Antenna-port Conducted versus Radiated Testing" Refer as ANSI C63.10, clause 6.6 for radiated emissions above 1GHz. Refer as FCC KDB 412172 D01 clause 2.2 for EIRP calculation.

Note :

The test is the final test result, It includes antenna /cable loss factor & FSL factor.

The EIRP calculation refer to "KDB 412172 D01 Determining ERP and EIRP v01r01"

EIRP Formula :

EIRP(dBm) = PR(dBm) + LP(FSL factor)

where;

PR(dBm) : Power measurement level include antenna/cable loss

LP : Free Space Loss(dB)

PR Formula :

PR(dBm) = P Meas(dBm) – GR(dBi) + LC(dB)

where;

P Meas(dBm) : Power measurement level

GR(dBi) : Gain of the receive(measurement) antenna (dBi)

LC(dB) : Measurement cable loss (dB)

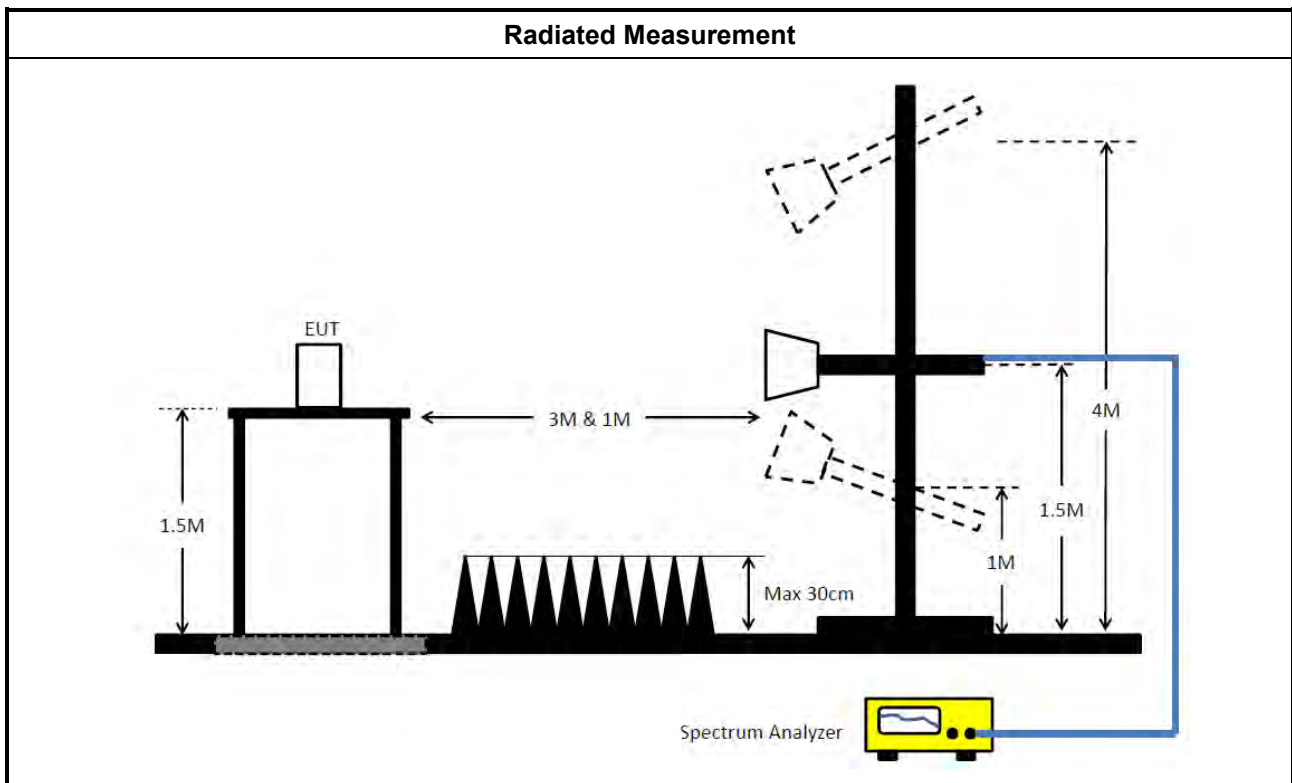
LP(FSL factor) Formula :
 $LP(dB) = 20 \log F + 20 \log D - 27.54$
 where;
 F(MHz) : EUT center frequency
 D(m) : Measurement distance

For Example:
 Test mode EHT20 BF 4T1S 5955MHz EIRP measurement
 PR Formula :
 $PR(dBm) = -35.26 - 13.12 + 7.4 = -40.98$

LP(FSL factor) Formula :
 $LP(dB) = 20 \log(5955) + 20 \log(3) - 27.5 = 57.54$

EIRP Formula :
 $EIRP(dBm) = -40.98 + 57.54 = 16.56$

3.3.4 Test Setup



3.3.5 Test Result of Maximum Equivalent Isotropically Radiated Power (E.I.R.P)

Refer as Appendix C



3.4 Peak Power Spectral Density (E.I.R.P.)

3.4.1 Peak Power Spectral Density (E.I.R.P.) Limit

Peak Power Spectral Density (E.I.R.P.) Limit	
UNII Devices	
<input checked="" type="checkbox"/>	For the 5.925 ~ 6.425 GHz band:
<input type="checkbox"/>	<ul style="list-style-type: none"> ▪ For standard power access point and fixed client device : e.i.r.p PSD < 23 dBm/MHz. ▪ For indoor access point : e.i.r.p PSD < 5 dBm/MHz. ▪ For subordinate device control of an indoor access point : e.i.r.p PSD < 5 dBm/MHz. ▪ For client device control of a standard power access point : e.i.r.p PSD < 17 dBm/MHz. ▪ For client device control of an indoor access point : e.i.r.p PSD < -1 dBm/MHz.
<input checked="" type="checkbox"/>	For the 6.425 ~ 6.525 GHz band:
<input type="checkbox"/>	<ul style="list-style-type: none"> ▪ For indoor access point : e.i.r.p PSD < 5 dBm/MHz. ▪ For client device control of an indoor access point : e.i.r.p PSD < -1 dBm/MHz.
<input checked="" type="checkbox"/>	For the 6.525 ~ 6.875 GHz band:
<input type="checkbox"/>	<ul style="list-style-type: none"> ▪ For standard power access point and fixed client device : e.i.r.p PSD < 23 dBm/MHz. ▪ For indoor access point : e.i.r.p PSD < 5 dBm/MHz. ▪ For subordinate device control of an indoor access point : e.i.r.p PSD < 5 dBm/MHz. ▪ For client device control of a standard power access point : e.i.r.p PSD < 17 dBm/MHz. ▪ For client device control of an indoor access point : e.i.r.p PSD < -1 dBm/MHz.
<input checked="" type="checkbox"/>	For the 6.875 ~ 7.125 GHz band:
<input type="checkbox"/>	<ul style="list-style-type: none"> ▪ For indoor access point : e.i.r.p PSD < 5 dBm/MHz. ▪ For client device control of an indoor access point : e.i.r.p PSD < -1 dBm/MHz.
RLAN Devices	
<input type="checkbox"/>	For the 5.925 ~ 7.125 GHz band:
<input type="checkbox"/>	<ul style="list-style-type: none"> ▪ For low-power indoor access-points & indoor subordinate devices < 5 dBm / MHz. ▪ For low-power client devices < -1 dBm / MHz.
<input type="checkbox"/>	For the 5.925 ~ 6.875 GHz band:
<input type="checkbox"/>	<ul style="list-style-type: none"> ▪ For standard-power access points & fixed client devices < 23 dBm / MHz. ▪ For standard client devices < 17 dBm / MHz.

3.4.2 Measuring Instruments

Refer a test equipment and calibration data table in this test report.



3.4.3 Test Procedures

Test Method	
	<ul style="list-style-type: none"> ▪ According to FCC KDB 987594 D02 clause II.F, the measurement procedure shall refer to KDB 789033. Peak power spectral density procedures that the same method as used to determine the conducted output power shall be used to determine the peak power spectral density and use the peak search function on the spectrum analyzer to find the peak of the spectrum. For the peak power spectral density shall be measured using below options:
<input type="checkbox"/>	Refer as FCC KDB 789033 D02, F)5) power spectral density can be measured using resolution bandwidths < 1 MHz provided that the results are integrated over 1 MHz bandwidth
	[duty cycle ≥ 98% or external video / power trigger]
<input checked="" type="checkbox"/>	Refer as FCC KDB 789033 D02, clause E Method SA-1 (spectral trace averaging).
<input type="checkbox"/>	Refer as FCC KDB 789033 D02, clause E Method SA-1 Alt. (RMS detection with slow sweep speed)
	duty cycle < 98% and average over on/off periods with duty factor
<input checked="" type="checkbox"/>	Refer as FCC KDB 789033 D02, clause E Method SA-2 (spectral trace averaging).
<input type="checkbox"/>	Refer as FCC KDB 789033 D02, clause E Method SA-2 Alt. (RMS detection with slow sweep speed)
<input type="checkbox"/>	For conducted measurement.
	<ul style="list-style-type: none"> ▪ If the EUT supports multiple transmit chains using options given below: <ul style="list-style-type: none"> <input type="checkbox"/> Option 1: Measure and sum the spectra across the outputs. Refer as FCC KDB 662911, In-band power spectral density (PSD). Sample all transmit ports simultaneously using a spectrum analyzer for each transmit port. Where the trace bin-by-bin of each transmit port summing can be performed. (i.e., in the first spectral bin of output 1 is summed with that in the first spectral bin of output 2 and that from the first spectral bin of output 3, and so on up to the NTX output to obtain the value for the first frequency bin of the summed spectrum.). Add up the amplitude (power) values for the different transmit chains and use this as the new data trace. <input type="checkbox"/> Option 2: Measure and sum spectral maxima across the outputs. With this technique, spectra are measured at each output of the device at the required resolution bandwidth. The maximum value (peak) of each spectrum is determined. These maximum values are then summed mathematically in linear power units across the outputs. These operations shall be performed separately over frequency spans that have different out-of-band or spurious emission limits, <input type="checkbox"/> Option 3: Measure and add 10 log(N) dB, where N is the number of transmit chains. Refer as FCC KDB 662911, In-band power spectral density (PSD). Performed at each transmit chains and each transmit chains shall be compared with the limit have been reduced with 10 log(N). Or each transmit chains shall be add 10 log(N) to compared with the limit. ▪ If multiple transmit chains, EIRP PPSD calculation could be following as methods: $PPSD_{total} = PPSD_1 + PPSD_2 + \dots + PPSD_n$ (calculated in linear unit [mW] and transfer to log unit [dBm]) $EIRP_{total} = PPSD_{total} + DG$
<input checked="" type="checkbox"/>	For radiated measurement.
	<ul style="list-style-type: none"> ▪ Refer as FCC KDB 789033 D02 clause II A.1.F "Antenna-port Conducted versus Radiated Testing" ▪ Refer as ANSI C63.10, clause 6.6 for radiated emissions above 1GHz.



Test Method	
	▪ Refer as FCC KDB 412172 D01 clause 2.2 for EIRP calculation.

Note :

The test is the final test result, It includes antenna /cable loss factor & FSL factor.
The EIRP PSD calculation refer to "KDB 412172 D01 Determining ERP and EIRP v01r01"

EIRP PSD Formula :

$$\text{EIRP PSD(dBm/MHz)} = \text{PR(dBm/MHz)} + \text{LP(FSL factor)}$$

where;

PR(dBm/MHz) : Power measurement level include antenna/cable loss

LP : Free Space Loss(dB)

PR Formula :

$$\text{PR(dBm/MHz)} = \text{P Meas(dBm/MHz)} - \text{GR(dBi)} + \text{LC(dB)}$$

where;

P Meas(dBm/MHz) : PSD measurement level

GR(dBi) : Gain of the receive(measurement) antenna (dBi)

LC(dB) : Measurement cable loss (dB)

LP(FSL factor) Formula :

$$\text{LP(dB)} = 20 \log F + 20 \log D - 27.54$$

where;

F(MHz) : EUT center frequency

D(m) : Measurement distance

For Example:

Test mode EHT20 BF 4T1S 5955MHz EIRP PSD measurement

PR Formula :

$$\text{PR(dBm/MHz)} = -46.95 - 13.10 + 7.39 = -52.66$$

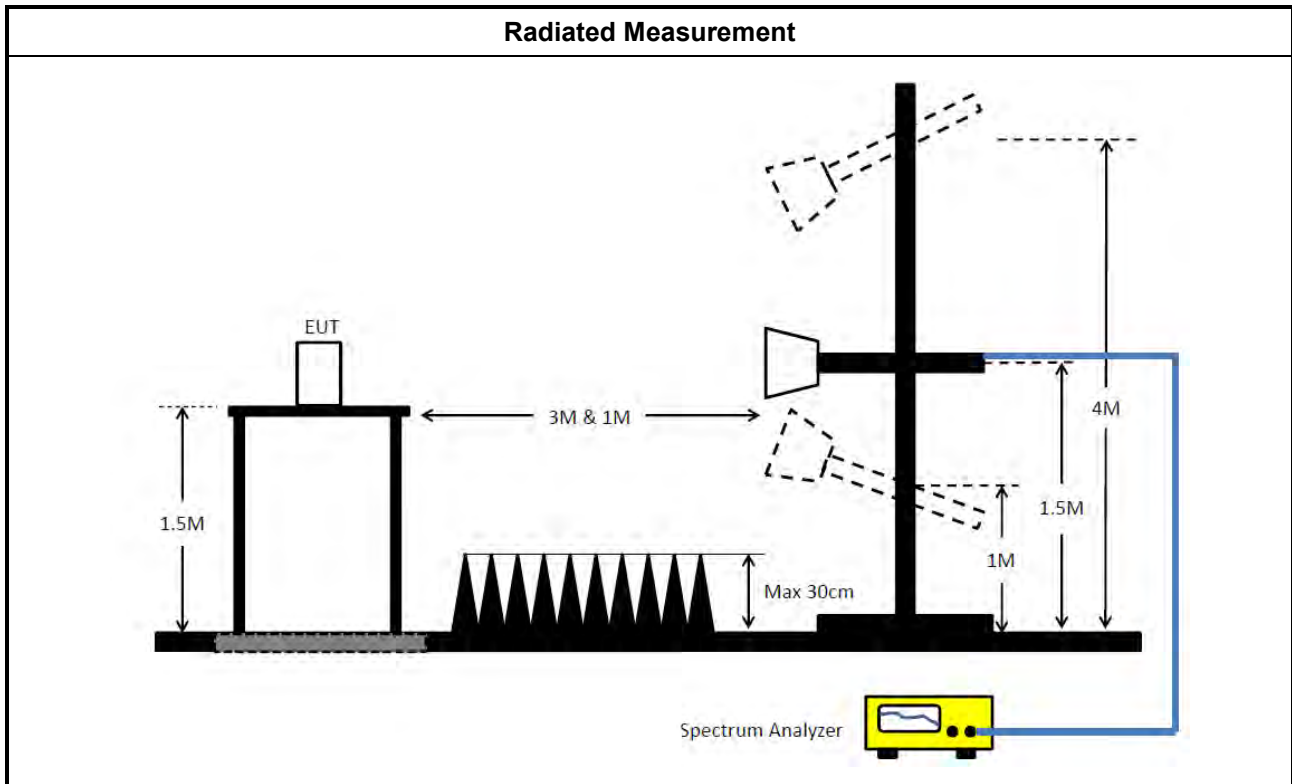
LP(FSL factor) Formula :

$$\text{LP(dB)} = 20 \log(5953.5) + 20 \log(3) - 27.5 = 57.53$$

EIRP PSD Formula

$$\text{EIRP PSD(dBm/MHz)} = -52.66 + 57.53 = 4.87$$

3.4.4 Test Setup



3.4.5 Test Result of Peak Power Spectral Density (E.I.R.P.)

Refer as Appendix D



3.5 Unwanted Emissions

3.5.1 Transmitter Unwanted Emissions Limit

Unwanted emissions below 1 GHz and restricted band emissions above 1GHz limit			
Frequency Range (MHz)	Field Strength (uV/m)	Field Strength (dBuV/m)	Measure Distance (m)
0.009~0.490	2400/F(kHz)	48.5 - 13.8	300
0.490~1.705	24000/F(kHz)	33.8 - 23	30
1.705~30.0	30	29	30
30~88	100	40	3
88~216	150	43.5	3
216~960	200	46	3
Above 960	500	54	3

Note 1: Test distance for frequencies at or above 30 MHz, measurements may be performed at a distance other than the limit distance provided they are not performed in the near field and the emissions to be measured can be detected by the measurement equipment. When performing measurements at a distance other than that specified, the results shall be extrapolated to the specified distance using an extrapolation factor of 20 dB/decade (inverse of linear distance for field-strength measurements, inverse of linear distance-squared for power-density measurements).

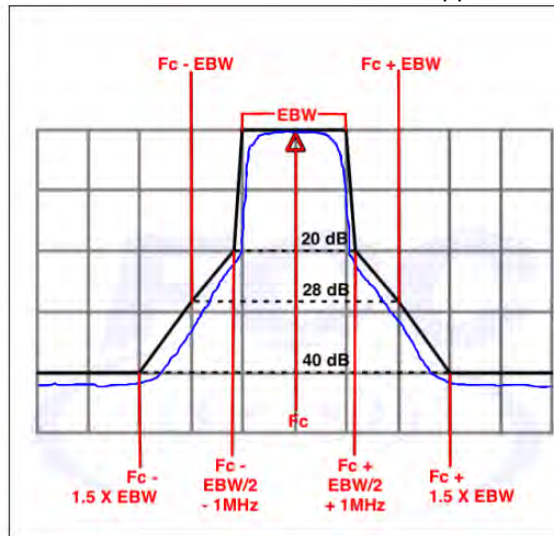
Note 2: Test distance for frequencies at below 30 MHz, measurements may be performed at a distance closer than the EUT limit distance; however, an attempt should be made to avoid making measurements in the near field. When performing measurements below 30 MHz at a closer distance than the limit distance, the results shall be extrapolated to the specified distance by either making measurements at a minimum of two or more distances on at least one radial to determine the proper extrapolation factor or by using the square of an inverse linear distance extrapolation factor (40 dB/decade). The test report shall specify the extrapolation method used to determine compliance of the EUT.

Note 3: Using the distance of 1m during the test for above 18 GHz, and the test value to correct for the distance factor at 3m($20 \times \log(\text{standard distance}/\text{test distance}) = 20\log(3/1) = 9.54\text{dB}$).
 EX. Above 18GHz emission limit calculation (3m to 1m) = 54dBuV/m at 3m + 9.54dB = 63.54 dBuV/m at 1m.

Un-restricted band emissions above 1GHz Limit	
Frequency	Limit
Any outside the 5.945 – 7.125 GHz emission	e.i.r.p. -27 dBm [68.2 dBuV/m@3m] Note 1: Using the distance of 1m during the test for above 18 GHz, and the test value to correct for the distance factor at 3m($20 \times \log(\text{standard distance}/\text{test distance}) = 20\log(3/1) = 9.54\text{dB}$). EX. Above 18GHz emission limit calculation (3m to 1m) = 68.2dBuV/m at 3m + 9.54dB = 77.74 dBuV/m at 1m. Note 2:-27 dBm EIRP OOBE is measured RMS which is a deviation from the current 15E rules for 5 GHz bands. In addition, 15.35(b) applies where the peak emissions must be limited to no more than 20 dB above the average limit.
Frequency	Emission MASK Limit

5.945 – 7.125 GHz

Power spectral density must be suppressed by 20 dB at 1 MHz outside of channel edge, by 28 dB at one channel bandwidth from the channel center, and by 40 dB at one- and one-half times the channel bandwidth away from channel center. At frequencies between one megahertz outside an unlicensed device's channel edge and one channel bandwidth from the center of the channel, the limits must be linearly interpolated between 20 dB and 28 dB suppression, and at frequencies between one and one- and one-half times an unlicensed device's channel bandwidth, the limits must be linearly interpolated between 28 dB and 40 dB suppression. Emissions removed from the channel center by more than one- and one-half times the channel bandwidth must be suppressed by at least 40 dB.





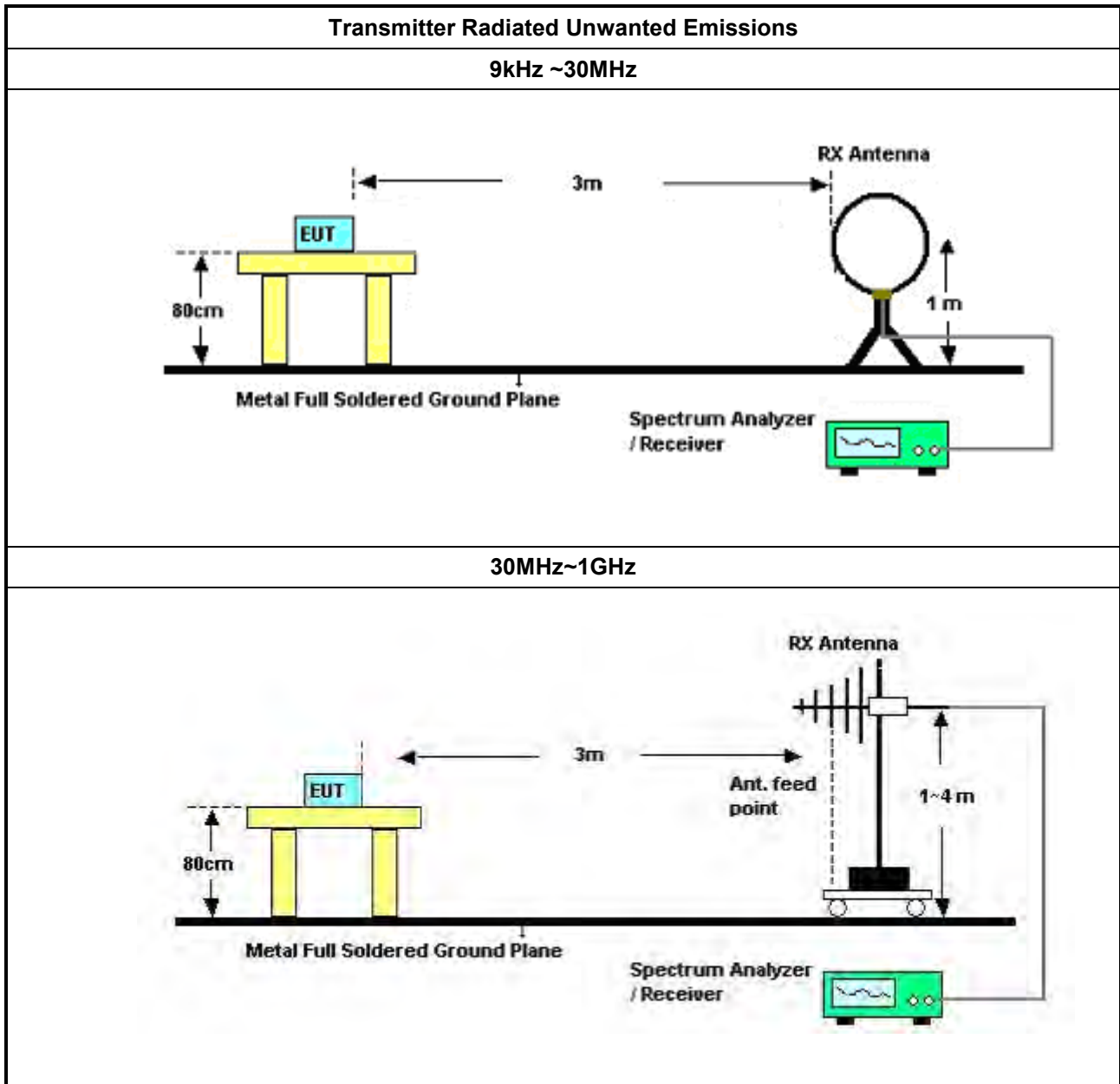
3.5.2 Measuring Instruments

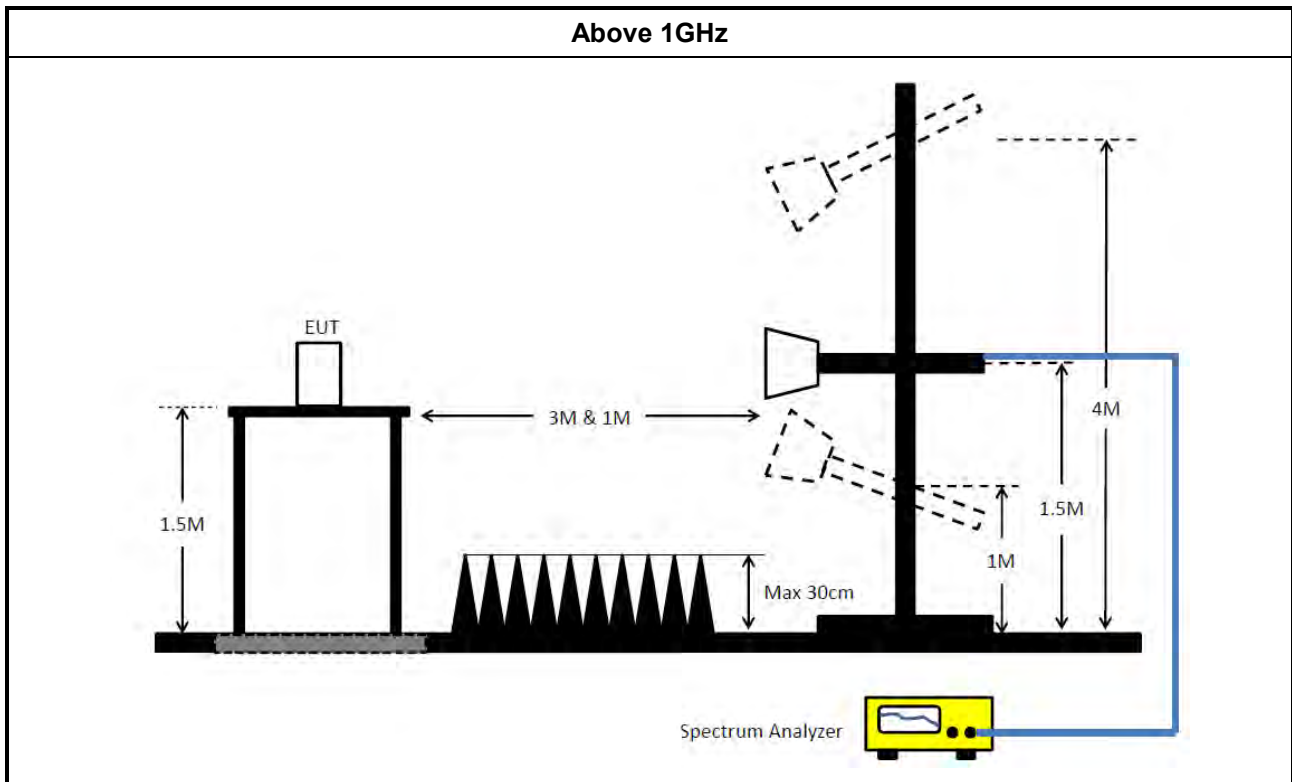
Refer a test equipment and calibration data table in this test report.

3.5.3 Test Procedures

Test Method	
<ul style="list-style-type: none"> ▪ According to FCC KDB 987594 D02 II.G. the unwanted emission measurement procedure shall refer to KDB 789300(except emission MASK). Measurements may be performed at a distance other than the limit distance provided they are not performed in the near field and the emissions to be measured can be detected by the measurement equipment. Measurements shall not be performed at a distance greater than 30 m for frequencies above 30 MHz, unless it can be further demonstrated that measurements at a distance of 30 m or less are impractical. When performing measurements at a distance other than that specified, the results shall be extrapolated to the specified distance using an extrapolation factor of 20 dB/decade (inverse of linear distance for field-strength measurements, inverse of linear distance-squared for power-density measurements). 	
<ul style="list-style-type: none"> ▪ The average emission levels shall be measured in [duty cycle ≥ 98 or duty factor]. 	
<ul style="list-style-type: none"> ▪ For the transmitter unwanted emissions shall be measured using following options below: 	
	<ul style="list-style-type: none"> ▪ Refer as FCC KDB 789033 D02, clause G)2) for unwanted emissions into non-restricted bands.
	<ul style="list-style-type: none"> ▪ Refer as FCC KDB 789033 D02, clause G)1) for unwanted emissions into restricted bands.
	<input checked="" type="checkbox"/> Refer as FCC KDB 789033 D02, G)6) Method AD (Trace Averaging). (For unrestricted band measurement)
	<input type="checkbox"/> Refer as FCC KDB 789033 D02, G)6) Method VB (Reduced VBW).
	<input checked="" type="checkbox"/> Refer as ANSI C63.10, clause 11.12.2.5.3 (Reduced VBW). VBW ≥ 1/T, where T is pulse time.(For restricted band average measurement)
	<input type="checkbox"/> Refer as ANSI C63.10, clause 7.5 average value of pulsed emissions.
	<input checked="" type="checkbox"/> Refer as FCC KDB 789033 D02, clause G)5) measurement procedure peak limit.
	<input type="checkbox"/> Refer as ANSI C63.10, clause 4.1.4.2.2 measurement procedure peak limit.
<ul style="list-style-type: none"> ▪ Refer as FCC KDB 789033 D02, clause G)3)d)ii) for Band edge Integration measurements. 	
<ul style="list-style-type: none"> ▪ For emission MASK shall be measured using following options below: 	
	<input checked="" type="checkbox"/> Refer as FCC KDB 987594 D02, J) In-Band Emissions
<ul style="list-style-type: none"> ▪ For radiated measurement. 	
	<ul style="list-style-type: none"> ▪ Refer as ANSI C63.10, clause 6.4 for radiated emissions below 30 MHz and test distance is 3m.
	<ul style="list-style-type: none"> ▪ Refer as ANSI C63.10, clause 6.5 for radiated emissions 30 MHz to 1 GHz and test distance is 3m.
	<ul style="list-style-type: none"> ▪ Refer as ANSI C63.10, clause 6.6 for radiated emissions above 1GHz.
<ul style="list-style-type: none"> ▪ The any unwanted emissions level shall not exceed the fundamental emission level. 	
<ul style="list-style-type: none"> ▪ All amplitude of spurious emissions that are attenuated by more than 20 dB below the permissible value has no need to be reported. 	

3.5.4 Test Setup





3.5.5 Measurement Results Calculation

The measured Level is calculated using:

Corrected Reading: Antenna factor (AF) + Cable loss (CL) + Read level (Raw) - Preamp factor (PA)(if applicable)
= Level

3.5.6 Transmitter Unwanted Emissions (Below 30MHz)

There is a comparison data of both open-field test site and alternative test site - semi-Anechoic chamber according to KDB414788 Radiated Test Site, and the result came out very similar.

All amplitude of spurious emissions that are attenuated by more than 20 dB below the permissible value has no need to be reported.

The radiated emissions were investigated from 9 kHz or the lowest frequency generated within the device, up to the 10th harmonic or 40 GHz, whichever is appropriate.

3.5.7 Test Result of Transmitter Unwanted Emissions

Refer as Appendix E

3.6 Contention Based Protocol

3.6.1 Contention Based Protocol Limit

EUT can detect an AWGN signal with 90% (or better) level of certainty.

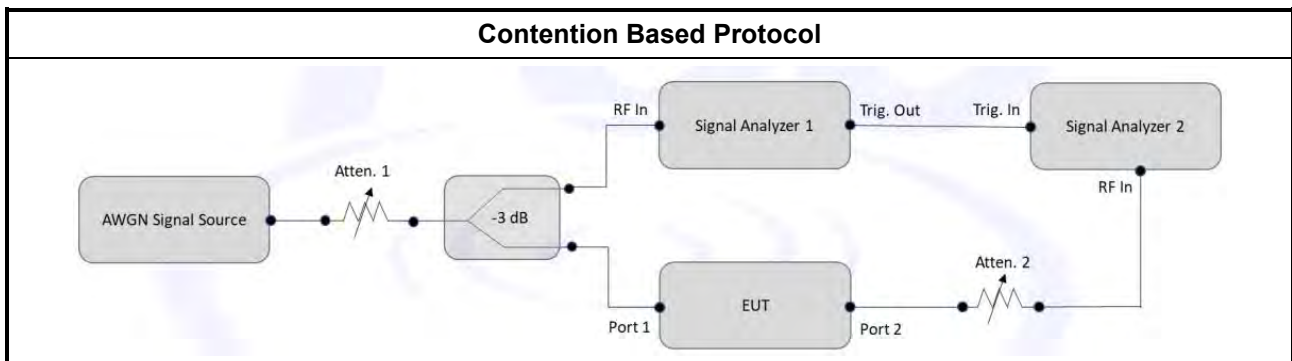
3.6.2 Measuring Instruments

Refer a test equipment and calibration data table in this test report.

3.6.3 Test Procedures

Test Method	
▪	For Contention Based Protocol shall be measured using following options below:
<input checked="" type="checkbox"/>	Refer as FCC KDB 987594 D02, I) In-Band Emissions

3.6.4 Test Setup



3.6.5 Test Result of Contention Based Protocol

Refer as Appendix F



4 Test Equipment and Calibration Data

Instrument	Brand	Model No.	Serial No.	Characteristics	Calibration Date	Calibration Due Date	Remark
EMI Receiver	Agilent	N9038A	My52260123	9kHz ~ 8.4GHz	Feb. 22, 2022	Feb. 21, 2023	Conduction (CO01-CB)
LISN	F.C.C.	FCC-LISN-50-16-2	04083	150kHz ~ 100MHz	Feb. 09, 2022	Feb. 08, 2023	Conduction (CO01-CB)
LISN	Schwarzbeck	NSLK 8127	8127650	9kHz ~ 30MHz	Jan. 07, 2022	Jan. 06, 2023	Conduction (CO01-CB)
Pulse Limiter	Rohde&Schwarz	ESH3-Z2	100430	9kHz ~ 30MHz	Feb. 10, 2022	Feb. 09, 2023	Conduction (CO01-CB)
COND Cable	Woken	Cable	Low cable-CO01	9kHz ~ 30MHz	May 19, 2021	May 18, 2022	Conduction (CO01-CB)
Software	SPORTON	SENSE	V5.10	-	N.C.R.	N.C.R.	Conduction (CO01-CB)
Loop Antenna	Teseq	HLA 6120	24155	9kHz - 30 MHz	May 14, 2022	May 13, 2023	Radiation (03CH06-CB)
3m Semi Anechoic Chamber NSA	TDK	SAC-3M	03CH06-CB	30 MHz ~ 1 GHz	Aug. 04, 2022	Aug. 03, 2023	Radiation (03CH06-CB)
3m Semi Anechoic Chamber VSWR	TDK	SAC-3M	03CH06-CB	1GHz ~18GHz 3m	Sep. 30, 2022	Sep. 29, 2023	Radiation (03CH06-CB)
Bilog Antenna with 6 dB attenuator	TESEQ & EMC I	CBL6112D & N-6-06	37878 & AT-N0606	20MHz ~ 2GHz	Jul. 31, 2022	Jul. 30, 2023	Radiation (03CH06-CB)
Horn Antenna	SCHWARZBECK	BBHA9120D	BBHA 9120D-1292	1GHz~18GHz	Aug. 09, 2022	Aug. 08, 2023	Radiation (03CH06-CB)
Horn Antenna	Schwarzbeck	BBHA 9170	BBHA9170252	15GHz ~ 40GHz	Aug. 22, 2022	Aug. 21, 2023	Radiation (03CH06-CB)
Pre-Amplifier	Agilent	310N	187290	0.1MHz ~ 1GHz	Nov. 04, 2022	Nov. 03, 2023	Radiation (03CH06-CB)
Pre-Amplifier	Agilent	83017A	MY53270064	0.5GHz ~ 26.5GHz	Aug 02, 2022	Aug 01, 2023	Radiation (03CH06-CB)
Pre-Amplifier	SGH	SGH184	20221107-3	18GHz ~ 40GHz	Nov. 16, 2022	Nov. 15, 2023	Radiation (03CH06-CB)
Signal Analyzer	R&S	FSV40	101904	9kHz ~ 40GHz	Apr. 26, 2022	Apr. 25, 2023	Radiation (03CH06-CB)
EMI Test Receiver	R&S	ESCS	826547/017	9kHz ~ 2.75GHz	Jun. 17, 2022	Jun. 16, 2023	Radiation (03CH06-CB)
RF Cable-low	Woken	RG402	Low Cable-24+68	30MHz~1GHz	Oct. 03, 2022	Oct. 02, 2023	Radiation (03CH06-CB)
RF Cable-high	Woken	RG402	High Cable-67	1GHz~18GHz	Oct. 03, 2022	Oct. 02, 2023	Radiation (03CH06-CB)
RF Cable-high	Woken	RG402	High Cable-05+67	1GHz~18GHz	Oct. 03, 2022	Oct. 02, 2023	Radiation (03CH06-CB)



Instrument	Brand	Model No.	Serial No.	Characteristics	Calibration Date	Calibration Due Date	Remark
High Cable	Woken	WCA0929M	40G#5+6	1GHz ~ 40 GHz	Dec. 07, 2022	Dec. 06, 2023	Radiation (03CH06-CB)
High Cable	Woken	WCA0929M	40G#5	1GHz ~ 40 GHz	Dec. 07, 2022	Dec. 06, 2023	Radiation (03CH06-CB)
High Cable	Woken	WCA0929M	40G#6	1GHz ~ 40 GHz	Dec. 07, 2022	Dec. 06, 2023	Radiation (03CH06-CB)
Test Software	SPORTON	SENSE	V5.10	-	N.C.R.	N.C.R.	Radiation (03CH06-CB)
Spectrum Analyzer	R&S	FSV40	101025	9kHz ~ 40GHz	Oct. 28, 2022	Oct. 27, 2023	Conducted (DF02-CB)
Vector Signal generator	R&S	SMW200A	109426	100kHz- 7.5GHz	Dec. 28, 2021	Dec. 27, 2022	Conducted (DF02-CB)
RF Power Divider	STI	2 Way	DV-2way -05	1GHz ~ 8GHz	Oct. 04, 2022	Oct. 03, 2023	Conducted (DF02-CB)
RF Power Divider	STI	2 Way	DV-2way -06	1GHz ~ 8GHz	Oct. 04, 2022	Oct. 03, 2023	Conducted (DF02-CB)
RF Power Divider	STI	2 Way	DV-2way -07	1GHz ~ 8GHz	Oct. 04, 2022	Oct. 03, 2023	Conducted (DF02-CB)
RF Power Divider	STI	2 Way	DV-2way -08	1GHz ~ 8GHz	Oct. 04, 2022	Oct. 03, 2023	Conducted (DF02-CB)
RF Cable-high	Woken	RG402	High Cable-60	1 GHz – 18 GHz	Oct. 03, 2022	Oct. 02, 2023	Conducted (DF02-CB)
RF Cable-high	Woken	RG402	High Cable-61	1 GHz – 18 GHz	Oct. 03, 2022	Oct. 02, 2023	Conducted (DF02-CB)
RF Cable-high	Woken	RG402	High Cable-62	1 GHz – 18 GHz	Oct. 03, 2022	Oct. 02, 2023	Conducted (DF02-CB)
RF Cable-high	Woken	RG402	High Cable-63	1 GHz – 18 GHz	Oct. 03, 2022	Oct. 02, 2023	Conducted (DF02-CB)
RF Cable-high	Woken	RG402	High Cable-66	1 GHz – 18 GHz	Oct. 03, 2022	Oct. 02, 2023	Conducted (DF02-CB)
100MS/s Digitizer	N.I	USB-5133	F33411	N/A	Feb. 15, 2022	Feb. 14, 2023	Conducted (DF02-CB)
Spectrum analyzer	R&S	FSV40	101027	9kHz~40GHz	Aug. 15, 2022	Aug. 14, 2023	Conducted (TH02-CB)
Power Sensor	Anritsu	MA2411B	1126203	300MHz~40GHz	Oct. 17, 2022	Oct. 16, 2023	Conducted (TH02-CB)
Power Meter	Anritsu	ML2495A	1210004	300MHz~40GHz	Oct. 17, 2022	Oct. 16, 2023	Conducted (TH02-CB)
RF Cable-high	Woken	RG402	High Cable-01	1 GHz – 18 GHz	Oct. 03, 2022	Oct. 02, 2023	Conducted (TH02-CB)
RF Cable-high	Woken	RG402	High Cable-02	1 GHz – 18 GHz	Oct. 03, 2022	Oct. 02, 2023	Conducted (TH02-CB)



Instrument	Brand	Model No.	Serial No.	Characteristics	Calibration Date	Calibration Due Date	Remark
RF Cable-high	Woken	RG402	High Cable-03	1 GHz – 18 GHz	Oct. 03, 2022	Oct. 02, 2023	Conducted (TH02-CB)
RF Cable-high	Woken	RG402	High Cable-04	1 GHz – 18 GHz	Oct. 03, 2022	Oct. 02, 2023	Conducted (TH02-CB)
RF Cable-high	Woken	RG402	High Cable-05	1 GHz – 18 GHz	Oct. 03, 2022	Oct. 02, 2023	Conducted (TH02-CB)
Switch	SPTCB	SP-SWI	SWI-02	1 GHz –26.5 GHz	Oct. 04, 2022	Oct. 03, 2023	Conducted (TH02-CB)
Test Software	SPORTON	SENSE	V5.10	-	N.C.R.	N.C.R.	Conducted (TH02-CB)

Note: Calibration Interval of instruments listed above is one year.

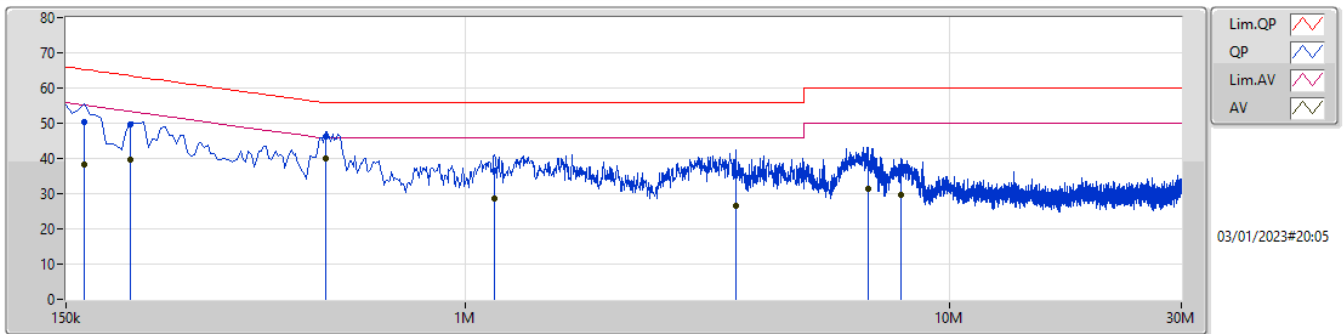
NCR means Non-Calibration required.



Summary

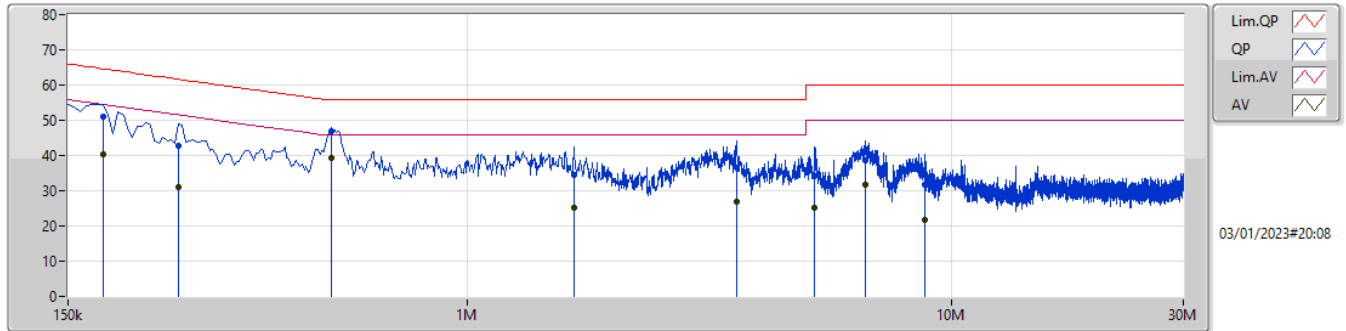
Mode	Result	Type	Freq (Hz)	Level (dBuV)	Limit (dBuV)	Margin (dB)	Condition
Mode 2	Pass	AV	514.5k	40.13	46.00	-5.87	Line

Mode 2



Type	Freq (Hz)	Level (dBuV)	Limit (dBuV)	Margin (dB)	Factor (dB)	Condition	Comment	Raw (dBuV)	LISN (dB)	CL (dB)	AT (dB)
QP	163.5k	50.28	65.27	-14.99	9.99	Line	-	40.29	0.06	0.04	9.89
AV	163.5k	38.11	55.27	-17.16	9.99	Line	-	28.12	0.06	0.04	9.89
QP	204k	49.51	63.44	-13.93	9.99	Line	-	39.52	0.06	0.04	9.89
AV	204k	39.80	53.44	-13.64	9.99	Line	-	29.81	0.06	0.04	9.89
QP	514.5k	46.12	56.00	-9.88	10.00	Line	-	36.12	0.06	0.05	9.89
AV	514.5k	40.13	46.00	-5.87	10.00	Line	"Worst"	30.13	0.06	0.05	9.89
QP	1.149M	36.59	56.00	-19.41	10.01	Line	-	26.58	0.07	0.05	9.89
AV	1.149M	28.56	46.00	-17.44	10.01	Line	-	18.55	0.07	0.05	9.89
QP	3.615M	35.93	56.00	-20.07	10.11	Line	-	25.82	0.12	0.10	9.89
AV	3.615M	26.38	46.00	-19.62	10.11	Line	-	16.27	0.12	0.10	9.89
QP	6.774M	38.67	60.00	-21.33	10.21	Line	-	28.46	0.18	0.13	9.90
AV	6.774M	31.35	50.00	-18.65	10.21	Line	-	21.14	0.18	0.13	9.90
QP	7.917M	35.92	60.00	-24.08	10.23	Line	-	25.69	0.19	0.14	9.90
AV	7.917M	29.75	50.00	-20.25	10.23	Line	-	19.52	0.19	0.14	9.90

Mode 2



Type	Freq (Hz)	Level (dBuV)	Limit (dBuV)	Margin (dB)	Factor (dB)	Condition	Comment	Raw (dBuV)	LISN (dB)	CL (dB)	AT (dB)
QP	177k	50.91	64.62	-13.71	10.00	Neutral	-	40.91	0.07	0.04	9.89
AV	177k	40.31	54.62	-14.31	10.00	Neutral	-	30.31	0.07	0.04	9.89
QP	253.5k	42.88	61.64	-18.76	10.01	Neutral	-	32.87	0.07	0.05	9.89
AV	253.5k	30.99	51.64	-20.65	10.01	Neutral	-	20.98	0.07	0.05	9.89
QP	523.5k	46.84	56.00	-9.16	10.01	Neutral	-	36.83	0.07	0.05	9.89
AV	523.5k	39.16	46.00	-6.84	10.01	Neutral	"Worst"	29.15	0.07	0.05	9.89
QP	1.658M	34.38	56.00	-21.62	10.06	Neutral	-	24.32	0.09	0.08	9.89
AV	1.658M	25.02	46.00	-20.98	10.06	Neutral	-	14.96	0.09	0.08	9.89
QP	3.597M	36.40	56.00	-19.60	10.12	Neutral	-	26.28	0.13	0.10	9.89
AV	3.597M	26.86	46.00	-19.14	10.12	Neutral	-	16.74	0.13	0.10	9.89
QP	5.208M	34.18	60.00	-25.82	10.18	Neutral	-	24.00	0.16	0.12	9.90
AV	5.208M	25.04	50.00	-24.96	10.18	Neutral	-	14.86	0.16	0.12	9.90
QP	6.63M	38.58	60.00	-21.42	10.22	Neutral	-	28.36	0.19	0.13	9.90
AV	6.63M	31.77	50.00	-18.23	10.22	Neutral	-	21.55	0.19	0.13	9.90
QP	8.808M	31.85	60.00	-28.15	10.28	Neutral	-	21.57	0.22	0.15	9.91
AV	8.808M	21.68	50.00	-28.32	10.28	Neutral	-	11.40	0.22	0.15	9.91

Summary

Mode	Max-N dB (Hz)	Max-OBW (Hz)	ITU-Code	Min-N dB (Hz)	Min-OBW (Hz)
5.925-6.425GHz	-	-	-	-	-
802.11be EHT20-BF_Nss1,(MCS0)_4TX	21.84M	19.13M	19M1D1D	21.57M	19.042M
802.11be EHT40-BF_Nss1,(MCS0)_4TX	40.86M	37.79M	37M8D1D	40.32M	37.672M
802.11be EHT80-BF_Nss1,(MCS0)_4TX	82.32M	77.225M	77M2D1D	81.6M	76.872M
802.11be EHT160-BF_Nss1,(MCS0)_4TX	166.8M	156.33M	156MD1D	165.36M	155.86M
802.11be EHT320-BF_Nss1,(MCS0)_4TX	330.24M	315.01M	315MD1D	329.76M	314.07M
6.425-6.525GHz	-	-	-	-	-
802.11be EHT20-BF_Nss1,(MCS0)_4TX	21.99M	19.1M	19M1D1D	21.54M	19.012M
802.11be EHT40-BF_Nss1,(MCS0)_4TX	40.62M	37.781M	37M8D1D	40.26M	37.672M
802.11be EHT80-BF_Nss1,(MCS0)_4TX	82.2M	77.225M	77M2D1D	81.6M	76.99M
802.11be EHT160-BF_Nss1,(MCS0)_4TX	166.56M	156.162M	156MD1D	165.6M	156.162M
802.11be EHT320-BF_Nss1,(MCS0)_4TX	330.72M	315.01M	315MD1D	328.8M	314.07M
6.525-6.875GHz	-	-	-	-	-
802.11be EHT20-BF_Nss1,(MCS0)_4TX	22.05M	19.1M	19M1D1D	21.51M	19.042M
802.11be EHT40-BF_Nss1,(MCS0)_4TX	40.92M	37.841M	37M8D1D	40.2M	37.661M
802.11be EHT80-BF_Nss1,(MCS0)_4TX	82.2M	77.342M	77M3D1D	81.36M	76.99M
802.11be EHT160-BF_Nss1,(MCS0)_4TX	167.04M	156.33M	156MD1D	165.6M	155.922M
802.11be EHT320-BF_Nss1,(MCS0)_4TX	330.24M	314.54M	314M5D1D	328.8M	314.54M
6.875-7.125GHz	-	-	-	-	-
802.11be EHT20-BF_Nss1,(MCS0)_4TX	21.87M	19.1M	19M1D1D	21.66M	19.042M
802.11be EHT40-BF_Nss1,(MCS0)_4TX	40.74M	37.731M	37M7D1D	40.2M	37.672M
802.11be EHT80-BF_Nss1,(MCS0)_4TX	82.2M	77.225M	77M2D1D	81.48M	76.99M
802.11be EHT160-BF_Nss1,(MCS0)_4TX	166.32M	156.33M	156MD1D	165.6M	156.095M

Max-N dB = Maximum 6dB down bandwidth for 5.725-5.85GHz band / Maximum 26dB down bandwidth for other band;
 Max-OBW = Maximum 99% occupied bandwidth;
 Min-N dB = Minimum 6dB down bandwidth for 5.725-5.85GHz band / Maximum 26dB down bandwidth for other band;
 Min-OBW = Minimum 99% occupied bandwidth

Result

Mode	Result	Limit (Hz)	Port 1-N dB (Hz)	Port 1-OBW (Hz)	Port 2-N dB (Hz)	Port 2-OBW (Hz)	Port 3-N dB (Hz)	Port 3-OBW (Hz)	Port 4-N dB (Hz)	Port 4-OBW (Hz)
802.11be EHT20-BF_Nss1,(MCS0)_4TX	-	-	-	-	-	-	-	-	-	-
5955MHz	Pass	Inf	21.75M	19.071M	21.81M	19.071M	21.75M	19.071M	21.69M	19.1M
6175MHz	Pass	Inf	21.78M	19.1M	21.69M	19.13M	21.6M	19.1M	21.81M	19.042M
6415MHz	Pass	Inf	21.84M	19.071M	21.84M	19.071M	21.57M	19.071M	21.6M	19.071M
6435MHz	Pass	Inf	21.72M	19.071M	21.81M	19.071M	21.57M	19.071M	21.54M	19.042M
6475MHz	Pass	Inf	21.99M	19.071M	21.6M	19.071M	21.69M	19.071M	21.81M	19.071M
6515MHz	Pass	Inf	21.87M	19.071M	21.57M	19.071M	21.63M	19.012M	21.69M	19.1M
6535MHz	Pass	Inf	21.78M	19.042M	21.75M	19.1M	21.72M	19.1M	21.72M	19.071M
6695MHz	Pass	Inf	21.75M	19.042M	21.57M	19.071M	22.05M	19.071M	21.6M	19.071M
6855MHz	Pass	Inf	21.75M	19.042M	21.54M	19.071M	21.87M	19.1M	21.51M	19.042M
6875MHz Straddle 6.525-6.875GHz	Pass	Inf	21.81M	19.07M	21.63M	19.1M	21.75M	19.07M	21.51M	19.1M
6875MHz Straddle 6.875-7.125GHz										
6895MHz	Pass	Inf	21.84M	19.1M	21.69M	19.1M	21.84M	19.071M	21.84M	19.071M
6995MHz	Pass	Inf	21.87M	19.071M	21.72M	19.071M	21.66M	19.1M	21.75M	19.1M
7095MHz	Pass	Inf	21.87M	19.071M	21.78M	19.042M	21.75M	19.071M	21.75M	19.042M
802.11be EHT40-BF_Nss1,(MCS0)_4TX	-	-	-	-	-	-	-	-	-	-
5965MHz	Pass	Inf	40.8M	37.672M	40.32M	37.672M	40.86M	37.672M	40.44M	37.79M
6165MHz	Pass	Inf	40.5M	37.731M	40.32M	37.672M	40.44M	37.672M	40.62M	37.731M
6405MHz	Pass	Inf	40.74M	37.731M	40.5M	37.731M	40.44M	37.731M	40.32M	37.731M
6445MHz	Pass	Inf	40.5M	37.672M	40.26M	37.672M	40.26M	37.672M	40.26M	37.731M
6485MHz	Pass	Inf	40.62M	37.731M	40.38M	37.731M	40.44M	37.731M	40.44M	37.672M
6525MHz Straddle 6.425-6.525GHz	Pass	Inf	40.62M	37.721M	40.26M	37.781M	40.5M	37.781M	40.5M	37.721M
6525MHz Straddle 6.525-6.875GHz										
6565MHz	Pass	Inf	40.68M	37.731M	40.26M	37.672M	40.38M	37.731M	40.32M	37.731M
6685MHz	Pass	Inf	40.38M	37.672M	40.32M	37.672M	40.38M	37.672M	40.44M	37.672M
6845MHz	Pass	Inf	40.74M	37.79M	40.32M	37.79M	40.44M	37.731M	40.5M	37.672M
6885MHz Straddle 6.525-6.875GHz	Pass	Inf	40.92M	37.841M	40.2M	37.781M	40.26M	37.661M	40.44M	37.781M
6885MHz Straddle 6.875-7.125GHz										
6925MHz	Pass	Inf	40.74M	37.731M	40.32M	37.672M	40.44M	37.731M	40.5M	37.731M
7005MHz	Pass	Inf	40.5M	37.731M	40.62M	37.731M	40.74M	37.731M	40.2M	37.672M
7085MHz	Pass	Inf	40.68M	37.731M	40.38M	37.731M	40.32M	37.672M	40.32M	37.672M
802.11be EHT80-BF_Nss1,(MCS0)_4TX	-	-	-	-	-	-	-	-	-	-
5985MHz	Pass	Inf	82.32M	77.107M	81.72M	76.872M	81.96M	77.225M	81.84M	76.99M
6145MHz	Pass	Inf	81.84M	76.99M	81.96M	77.107M	81.84M	77.107M	81.84M	77.225M
6385MHz	Pass	Inf	81.84M	77.107M	81.84M	76.99M	81.6M	76.99M	81.96M	77.107M
6465MHz	Pass	Inf	82.2M	76.99M	81.96M	76.99M	81.6M	77.225M	81.84M	77.107M
6545MHz Straddle 6.425-6.525GHz	Pass	Inf	82.08M	77.121M	81.72M	77.121M	81.84M	77.121M	81.72M	77.121M
6545MHz Straddle 6.525-6.875GHz										
6625MHz	Pass	Inf	81.72M	77.225M	82.2M	76.99M	81.84M	77.342M	81.84M	77.107M
6705MHz	Pass	Inf	81.84M	77.107M	82.08M	77.225M	81.96M	77.107M	82.2M	77.225M
6785MHz	Pass	Inf	81.6M	77.107M	81.96M	77.107M	81.36M	77.107M	81.84M	77.107M
6865MHz Straddle 6.525-6.875GHz	Pass	Inf	81.36M	77.121M	81.72M	77.121M	81.48M	77.241M	81.6M	77.121M
6865MHz Straddle 6.875-7.125GHz										
6945MHz	Pass	Inf	81.84M	77.225M	81.84M	76.99M	81.6M	77.107M	82.2M	77.225M
7025MHz	Pass	Inf	81.6M	77.225M	81.84M	77.225M	81.84M	77.225M	81.48M	77.107M
802.11be EHT160-BF_Nss1,(MCS0)_4TX	-	-	-	-	-	-	-	-	-	-
6025MHz	Pass	Inf	166.08M	156.33M	166.08M	156.095M	166.8M	155.86M	165.84M	156.095M
6185MHz	Pass	Inf	166.32M	156.33M	166.08M	156.33M	165.84M	156.095M	166.08M	156.33M
6345MHz	Pass	Inf	166.56M	156.33M	166.56M	156.095M	165.36M	156.33M	165.84M	156.095M
6505MHz Straddle 6.425-6.525GHz	Pass	Inf	166.56M	156.162M	165.6M	156.162M	165.6M	156.162M	166.08M	156.162M
6505MHz Straddle 6.525-6.875GHz										
6665MHz	Pass	Inf	166.32M	156.095M	165.84M	156.33M	165.6M	156.33M	166.08M	156.095M
6825MHz Straddle 6.525-6.875GHz	Pass	Inf	167.04M	156.162M	166.8M	156.162M	165.84M	155.922M	165.6M	156.162M
6825MHz Straddle 6.875-7.125GHz										
6985MHz	Pass	Inf	166.32M	156.33M	165.84M	156.095M	166.32M	156.33M	165.6M	156.095M



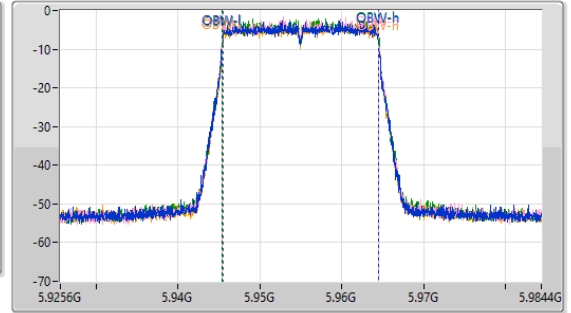
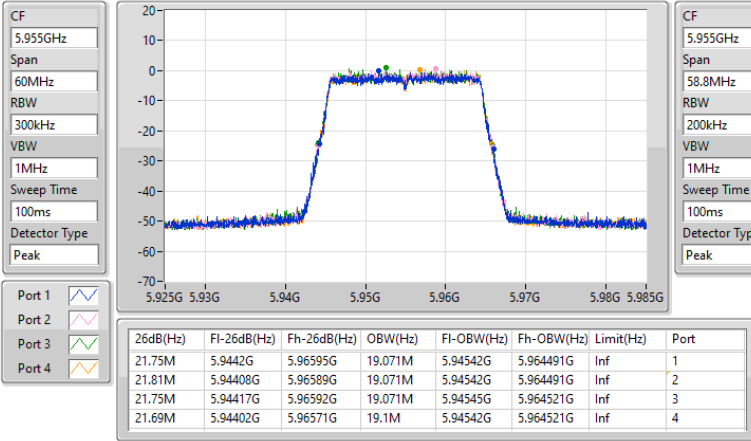
Mode	Result	Limit (Hz)	Port 1-N dB (Hz)	Port 1-OBW (Hz)	Port 2-N dB (Hz)	Port 2-OBW (Hz)	Port 3-N dB (Hz)	Port 3-OBW (Hz)	Port 4-N dB (Hz)	Port 4-OBW (Hz)
802.11be EHT320-BF_Nss1,(MCS0)_4TX	-	-	-	-	-	-	-	-	-	-
6105MHz	Pass	Inf	329.76M	314.54M	330.24M	314.54M	329.76M	314.07M	330.24M	315.01M
6425MHz	Pass	Inf	330.72M	315.01M	330.24M	314.07M	330.24M	314.54M	330.24M	314.07M
6745MHz	Pass	Inf	329.28M	314.54M	328.8M	314.54M	329.76M	314.54M	330.24M	314.54M

Port X-N dB = Port X 6dB down bandwidth for 5.725-5.85GHz band / 26dB down bandwidth for other band
Port X-OBW = Port X 99% occupied bandwidth

5.925-6.425GHz_802.11be EHT20-BF_Nss1,(MCS0)_4TX
5955MHz

EBW

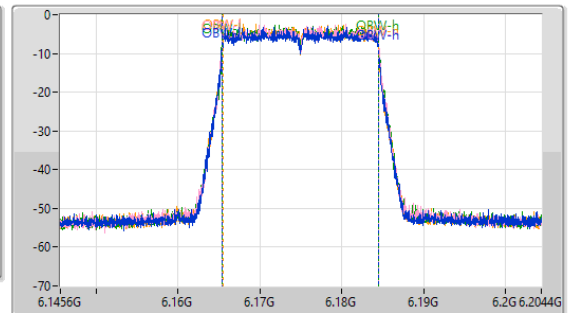
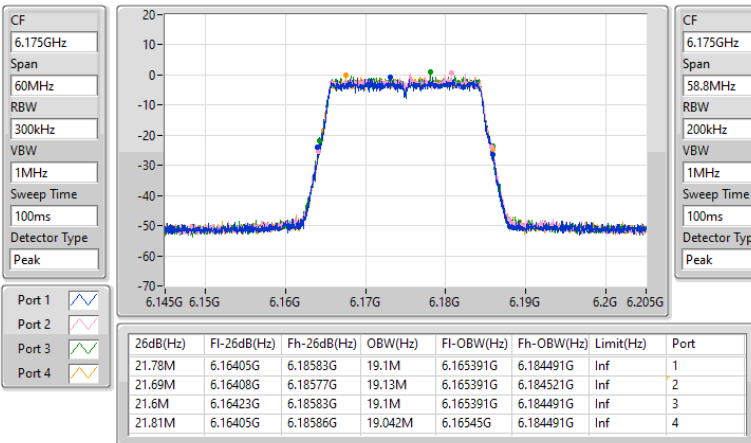
26/12/2022



5.925-6.425GHz_802.11be EHT20-BF_Nss1,(MCS0)_4TX
6175MHz

EBW

26/12/2022

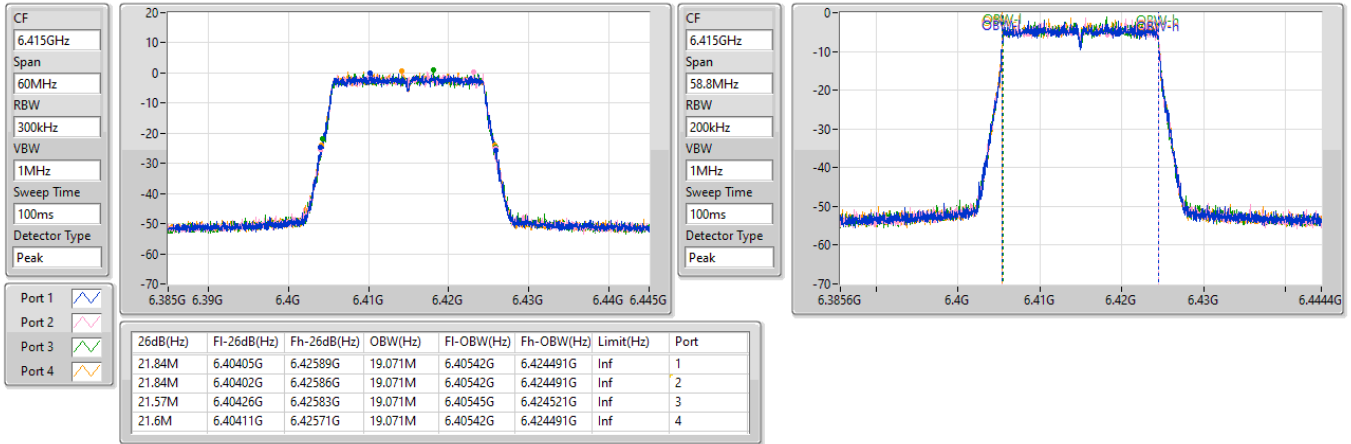


5.925-6.425GHz_802.11be EHT20-BF_Nss1,(MCS0)_4TX

EBW

6415MHz

26/12/2022

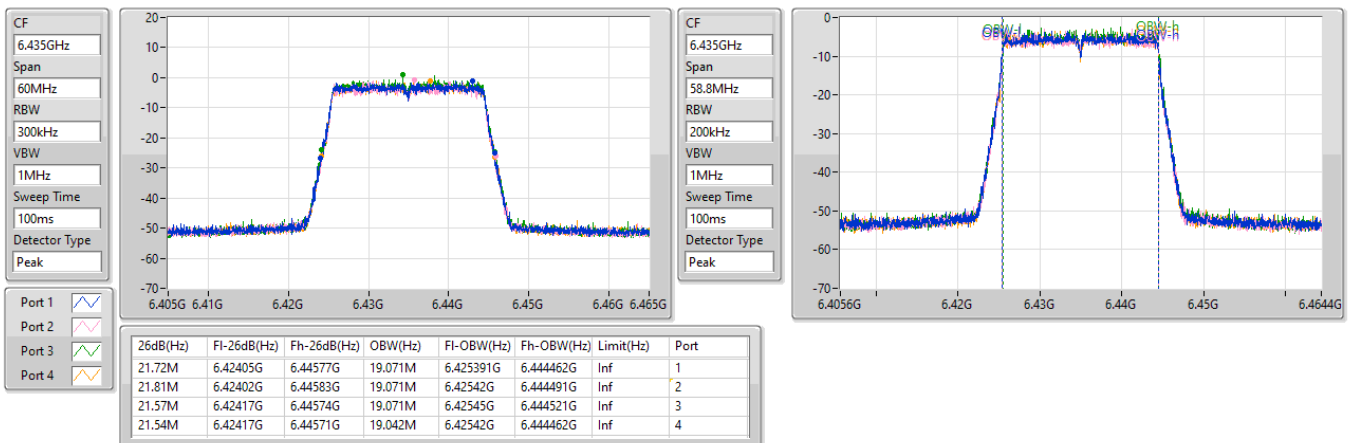


6.425-6.525GHz_802.11be EHT20-BF_Nss1,(MCS0)_4TX

EBW

6435MHz

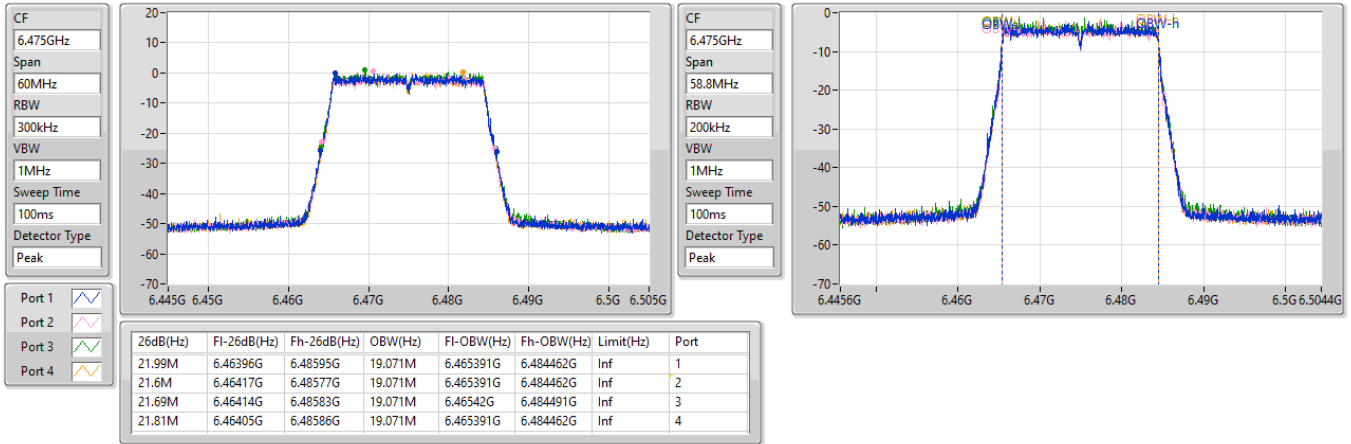
26/12/2022



6.425-6.525GHz_802.11be EHT20-BF_Nss1,(MCS0)_4TX
6475MHz

EBW

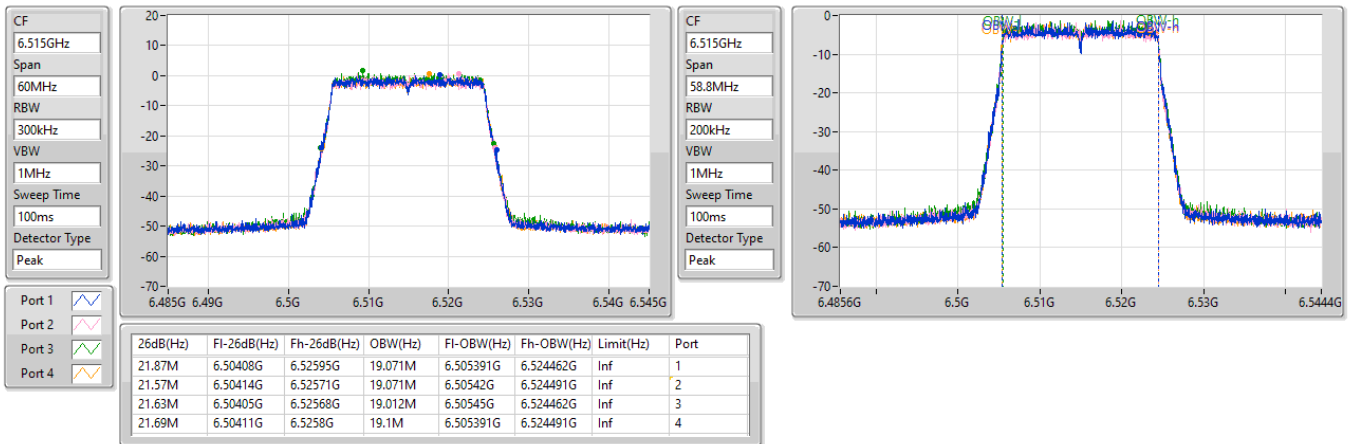
26/12/2022



6.425-6.525GHz_802.11be EHT20-BF_Nss1,(MCS0)_4TX
6515MHz

EBW

26/12/2022

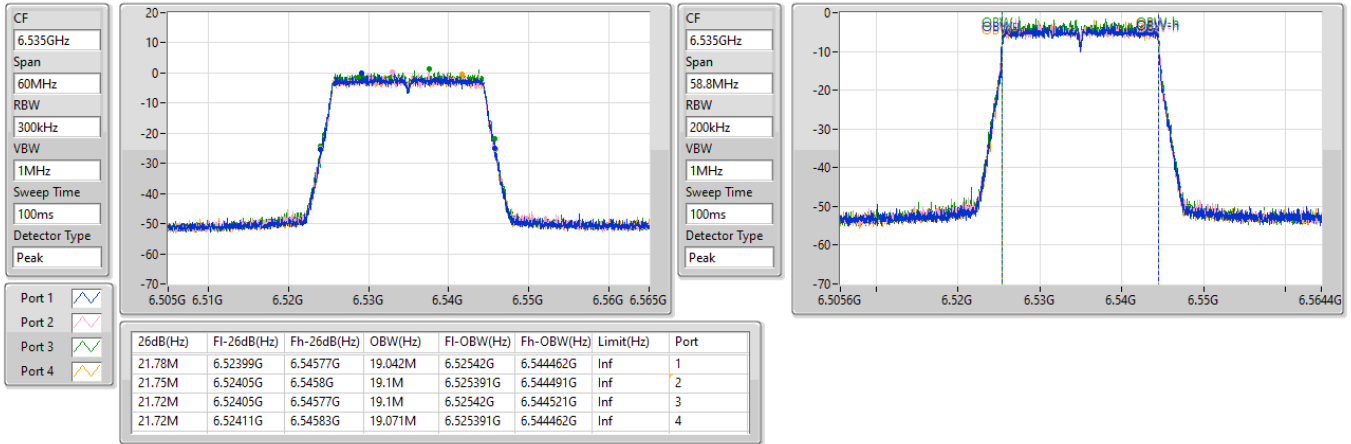


6.525-6.875GHz_802.11be EHT20-BF_Nss1,(MCS0)_4TX

EBW

6535MHz

26/12/2022

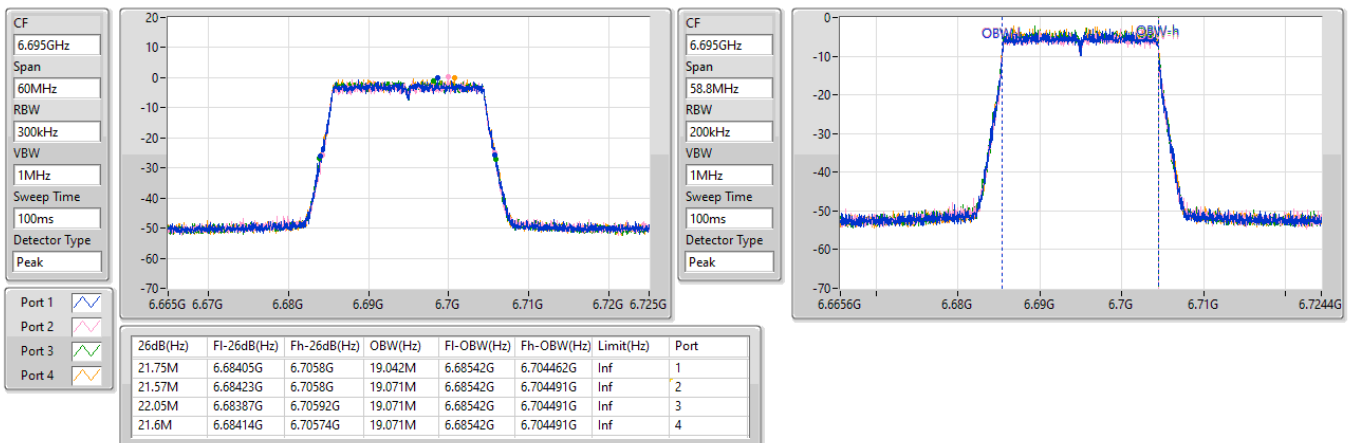


6.525-6.875GHz_802.11be EHT20-BF_Nss1,(MCS0)_4TX

EBW

6695MHz

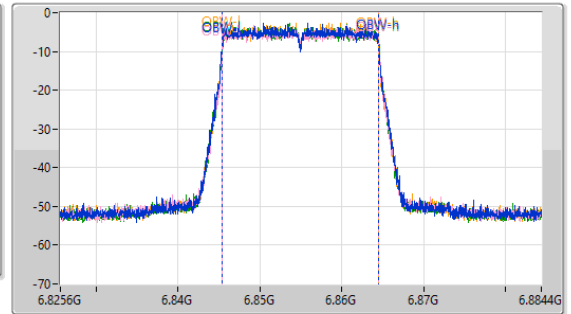
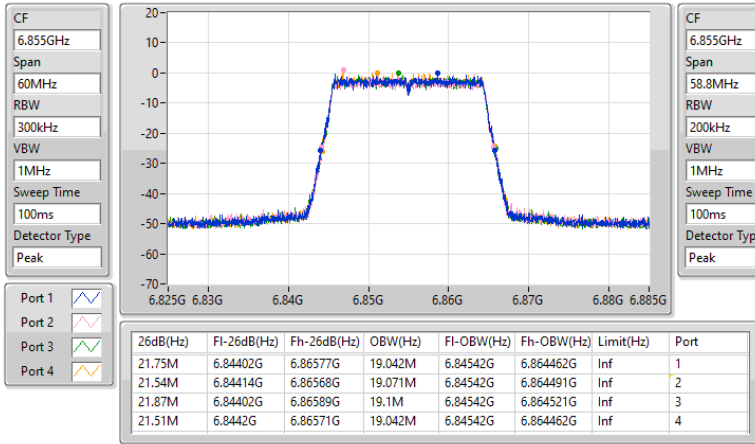
26/12/2022



6.525-6.875GHz_802.11be EHT20-BF_Nss1,(MCS0)_4TX
6855MHz

EBW

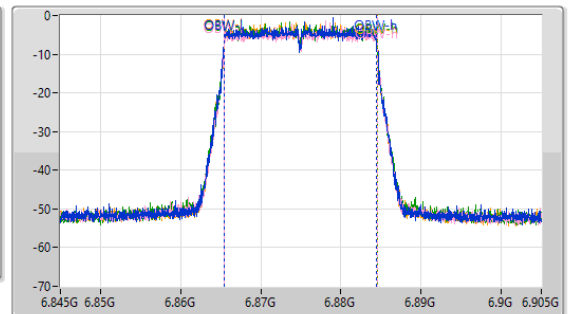
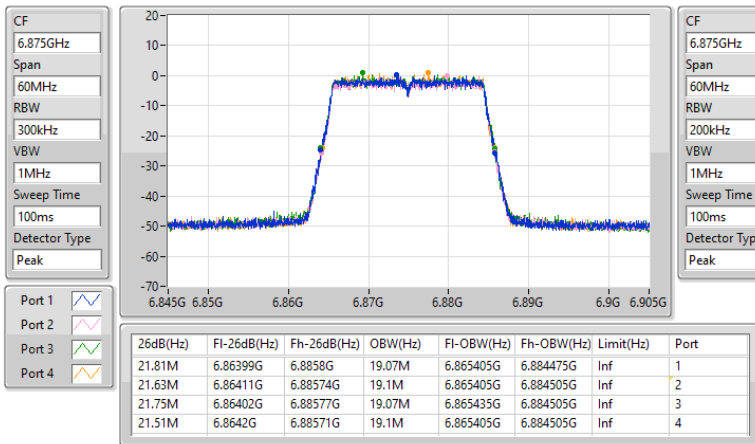
26/12/2022



6.525-6.875GHz_802.11be EHT20-BF_Nss1,(MCS0)_4TX
6875MHz Straddle 6.525-6.875GHz

EBW

26/12/2022

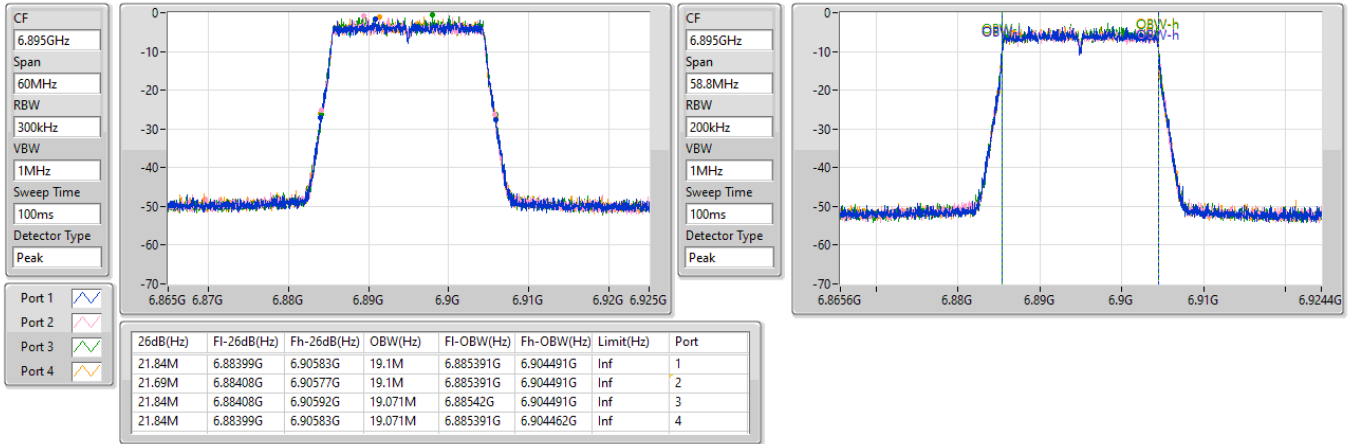


6.875-7.125GHz_802.11be EHT20-BF_Nss1,(MCS0)_4TX

EBW

6895MHz

26/12/2022

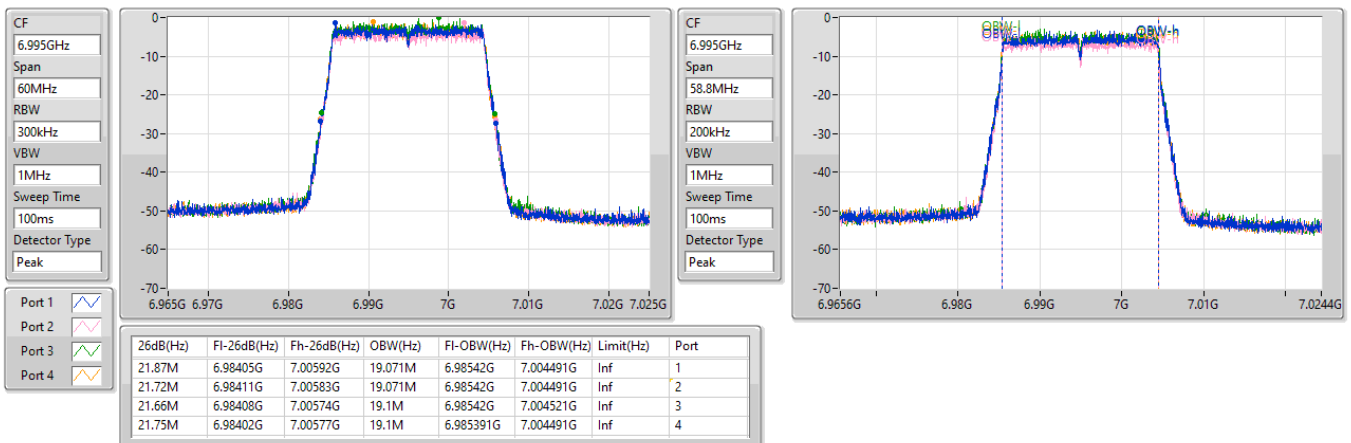


6.875-7.125GHz_802.11be EHT20-BF_Nss1,(MCS0)_4TX

EBW

6995MHz

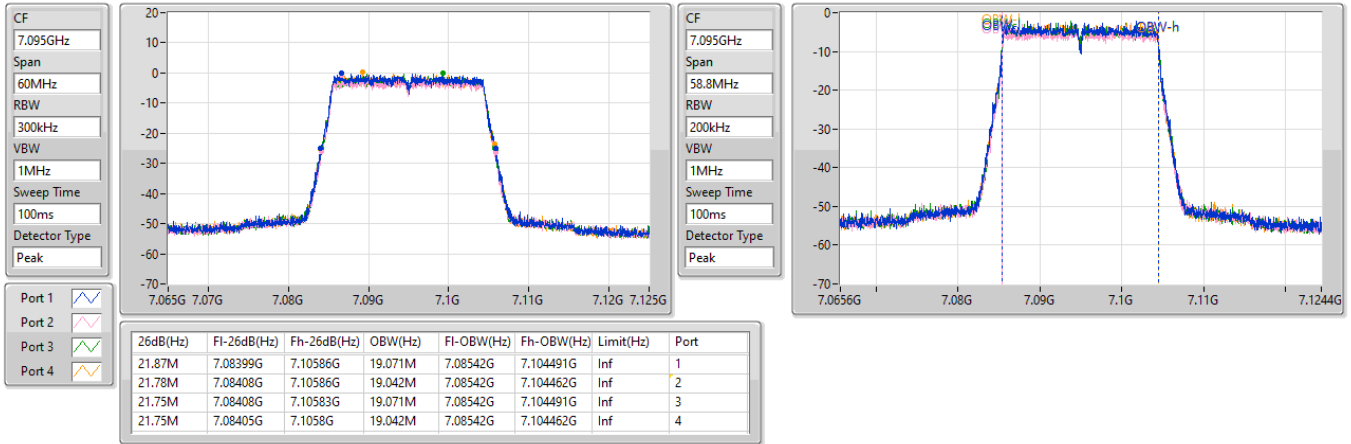
26/12/2022



6.875-7.125GHz_802.11be EHT20-BF_Nss1,(MCS0)_4TX
7095MHz

EBW

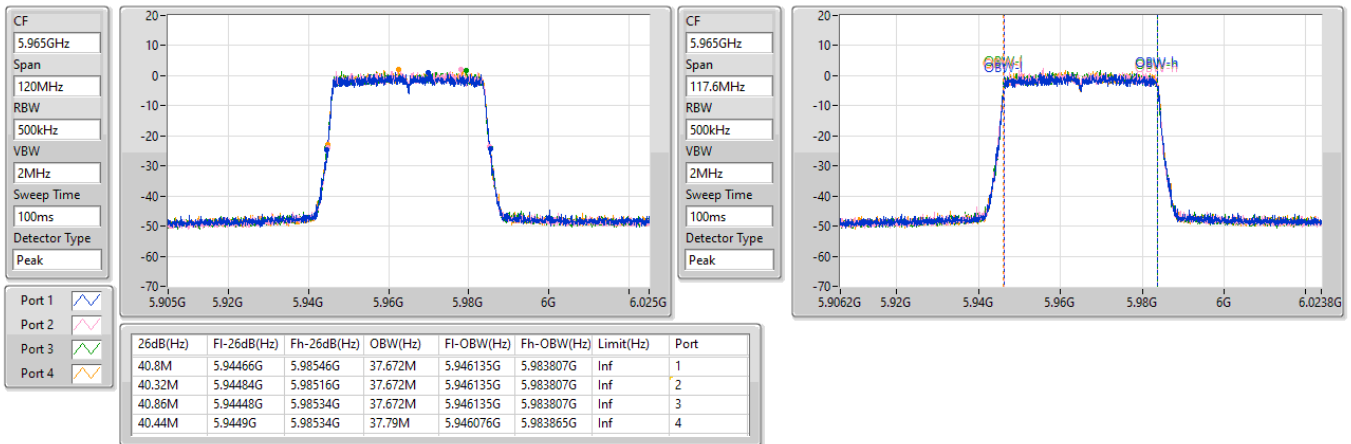
26/12/2022



5.925-6.425GHz_802.11be EHT40-BF_Nss1,(MCS0)_4TX
5965MHz

EBW

26/12/2022

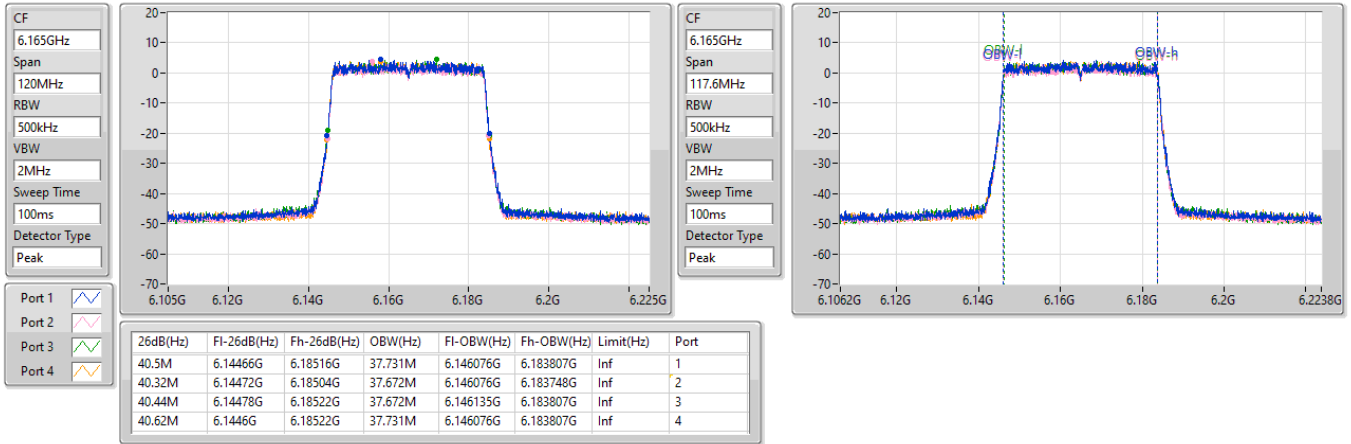


5.925-6.425GHz_802.11be EHT40-BF_Nss1,(MCS0)_4TX

EBW

6165MHz

26/12/2022

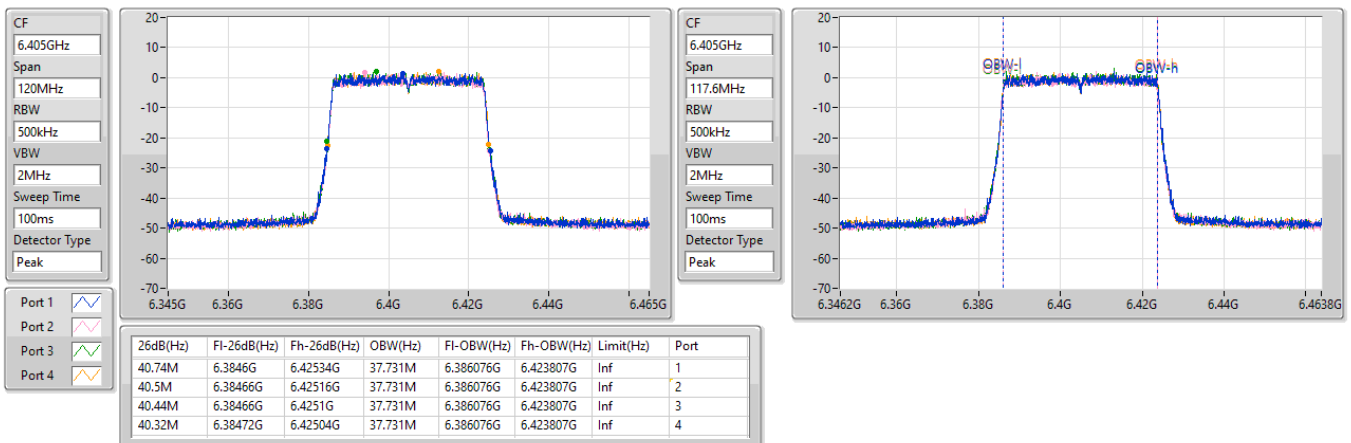


5.925-6.425GHz_802.11be EHT40-BF_Nss1,(MCS0)_4TX

EBW

6405MHz

26/12/2022

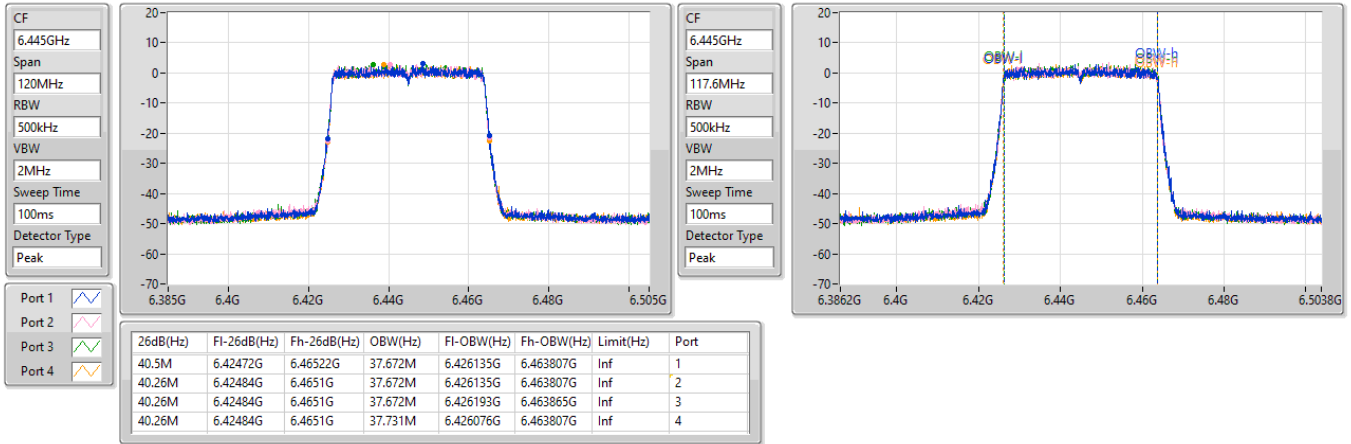


6.425-6.525GHz_802.11be EHT40-BF_Nss1,(MCS0)_4TX

EBW

6445MHz

26/12/2022

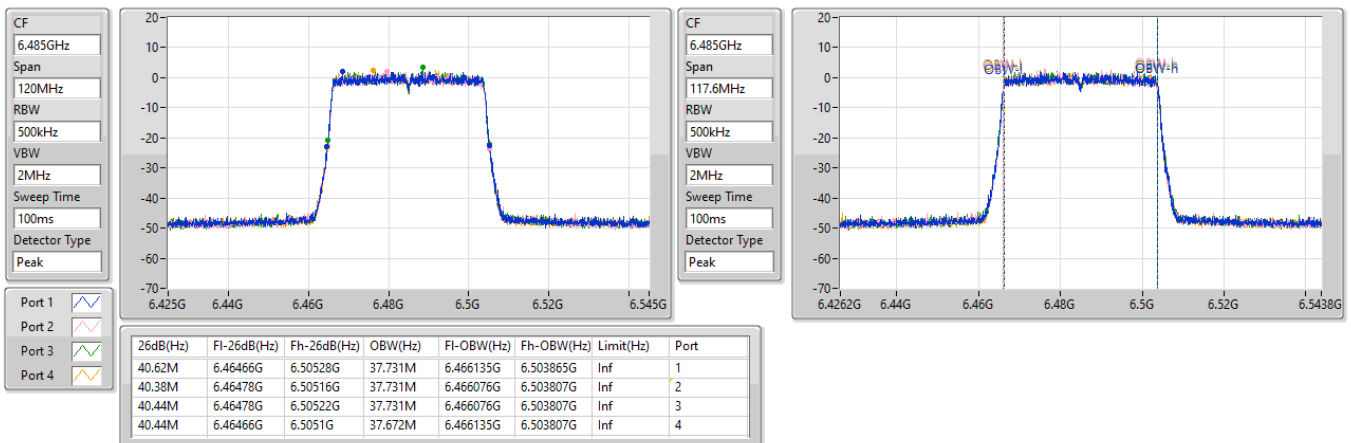


6.425-6.525GHz_802.11be EHT40-BF_Nss1,(MCS0)_4TX

EBW

6485MHz

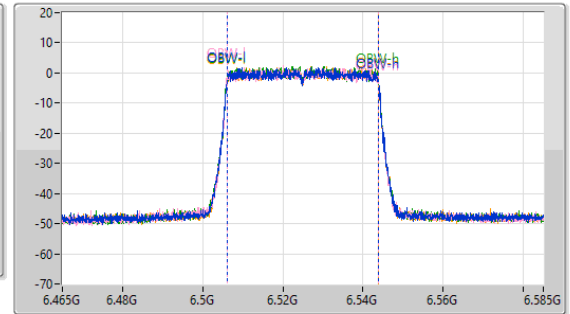
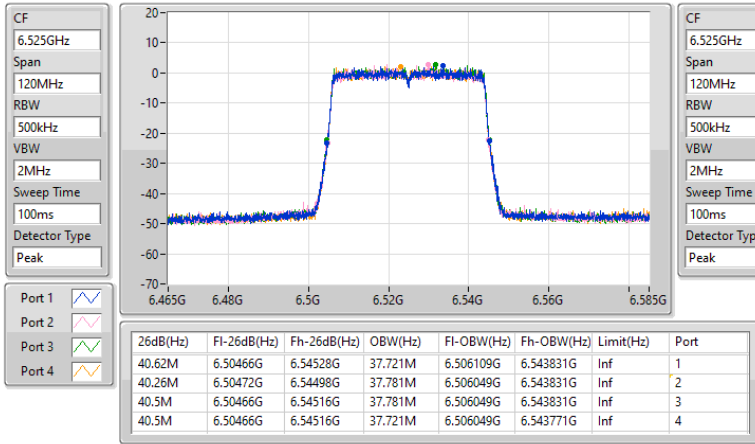
26/12/2022



6.425-6.525GHz_802.11be EHT40-BF_Nss1,(MCS0)_4TX
6525MHz Straddle 6.425-6.525GHz

EBW

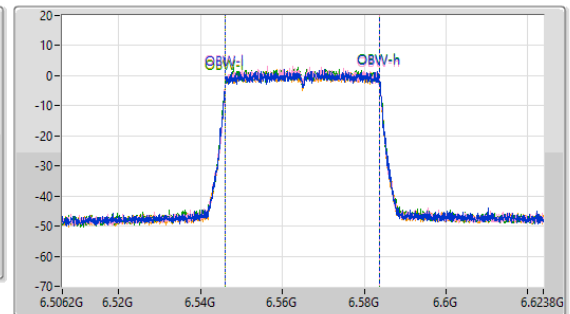
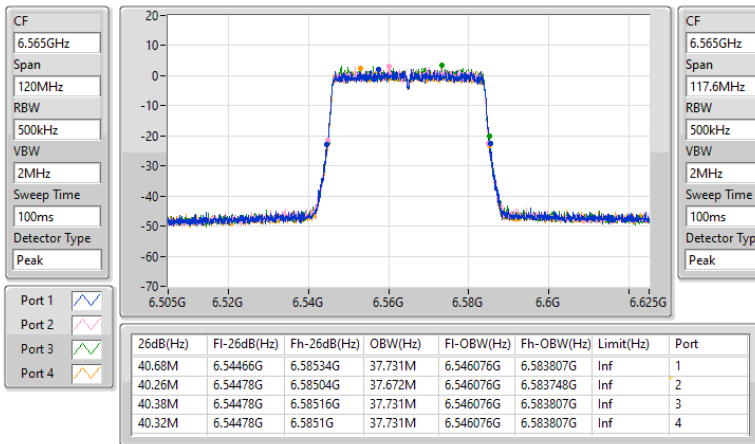
26/12/2022



6.525-6.875GHz_802.11be EHT40-BF_Nss1,(MCS0)_4TX
6565MHz

EBW

26/12/2022

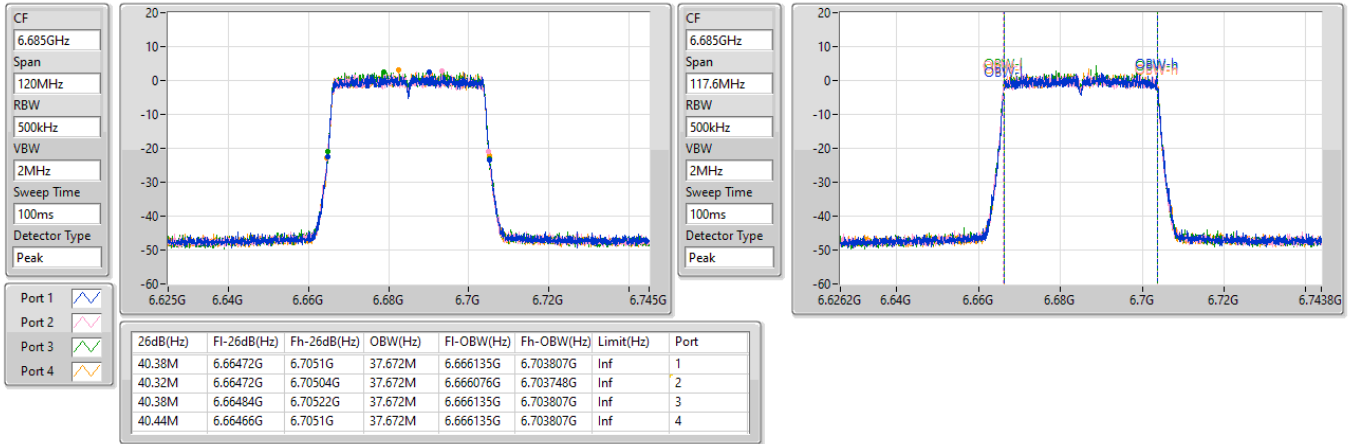


6.525-6.875GHz_802.11be EHT40-BF_Nss1,(MCS0)_4TX

EBW

6685MHz

26/12/2022

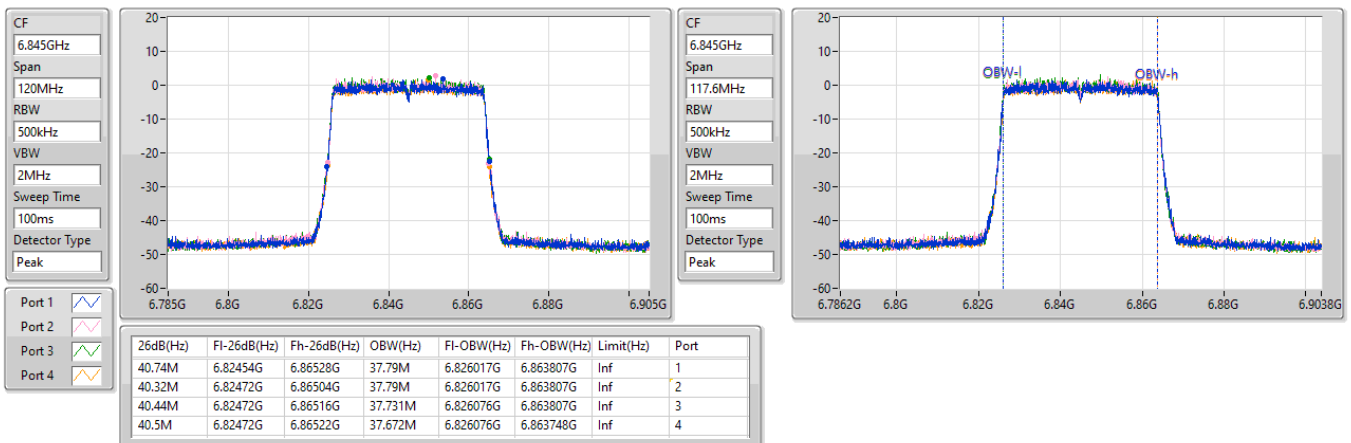


6.525-6.875GHz_802.11be EHT40-BF_Nss1,(MCS0)_4TX

EBW

6845MHz

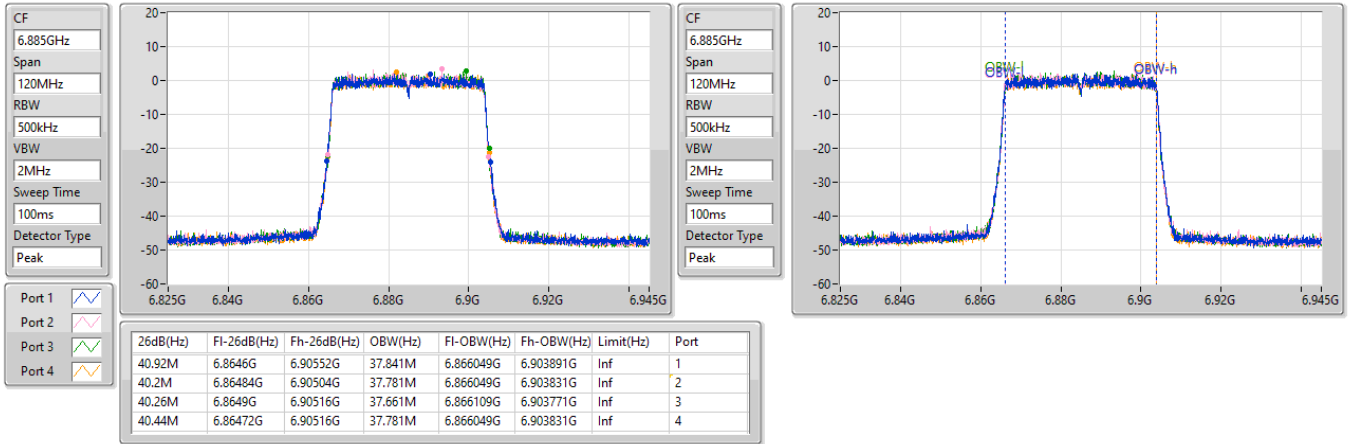
26/12/2022



6.525-6.875GHz_802.11be EHT40-BF_Nss1,(MCS0)_4TX
6885MHz Straddle 6.525-6.875GHz

EBW

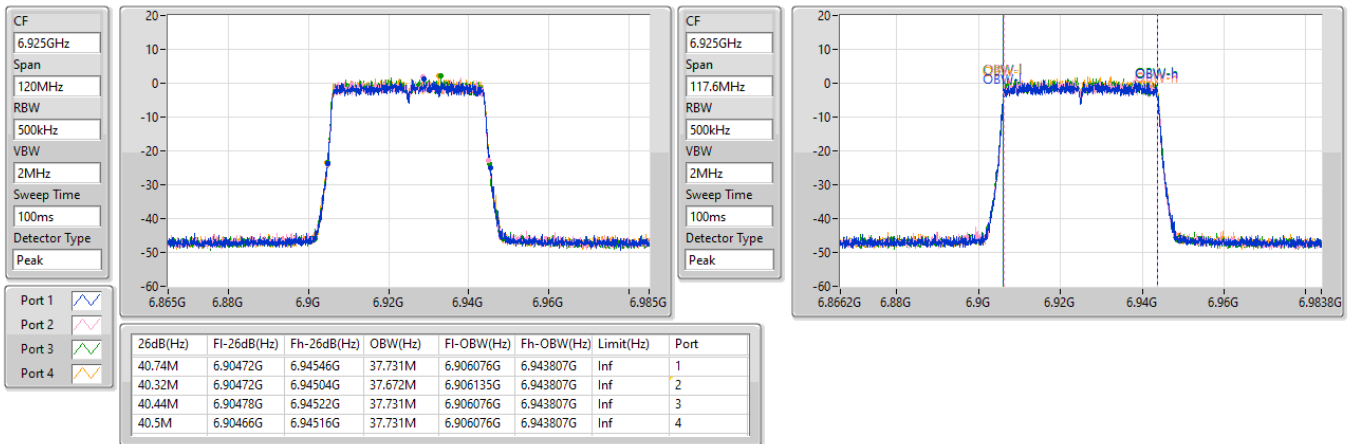
26/12/2022



6.875-7.125GHz_802.11be EHT40-BF_Nss1,(MCS0)_4TX
6925MHz

EBW

26/12/2022

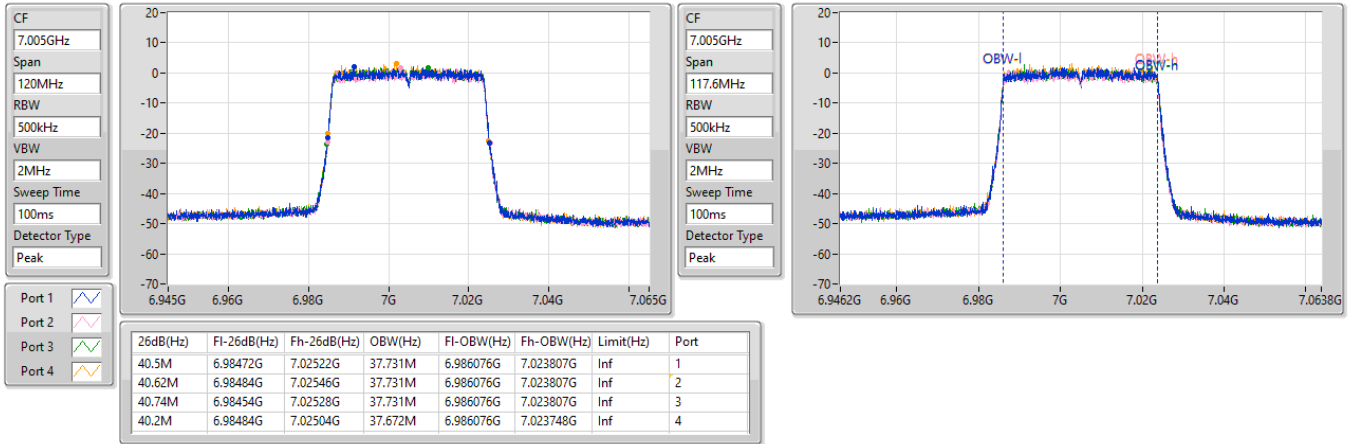


6.875-7.125GHz_802.11be EHT40-BF_Nss1,(MCS0)_4TX

EBW

7005MHz

26/12/2022

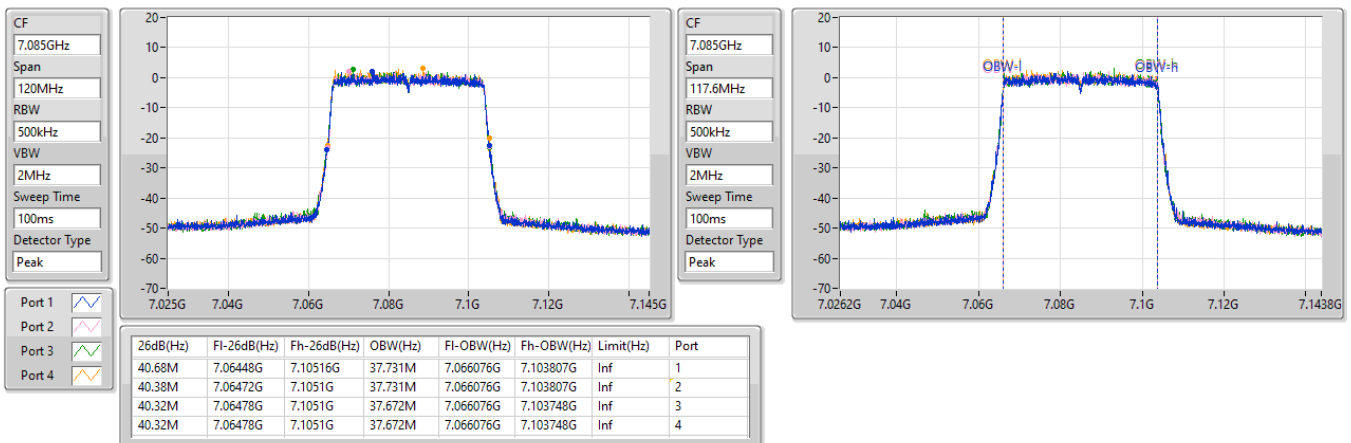


6.875-7.125GHz_802.11be EHT40-BF_Nss1,(MCS0)_4TX

EBW

7085MHz

26/12/2022

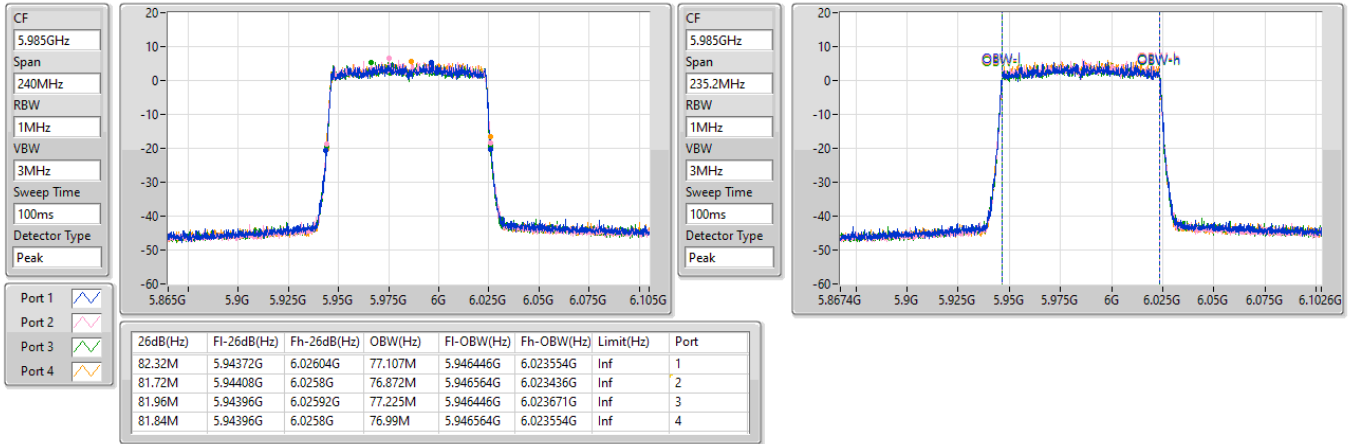


5.925-6.425GHz_802.11be EHT80-BF_Nss1,(MCS0)_4TX

EBW

5985MHz

26/12/2022

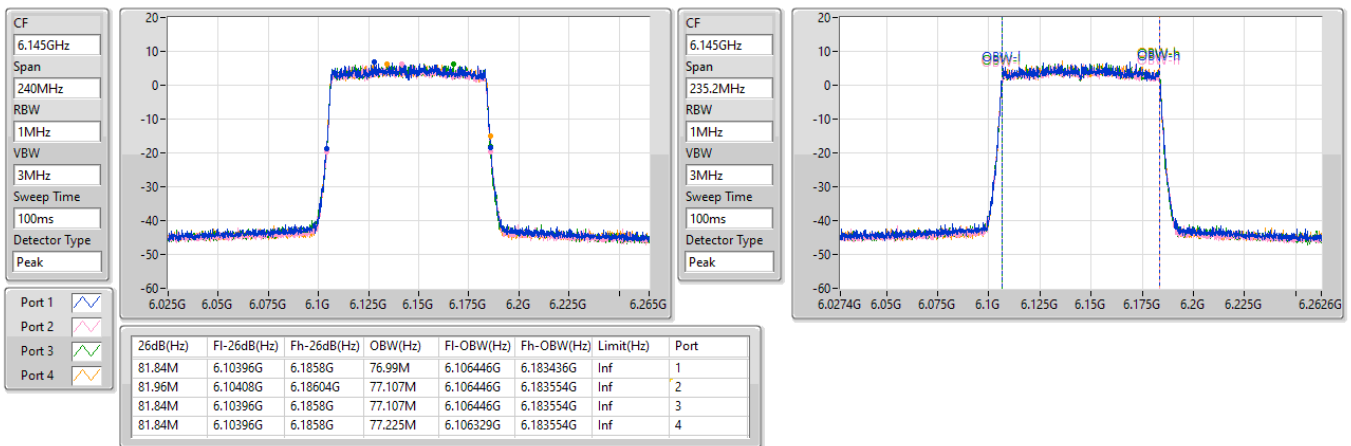


5.925-6.425GHz_802.11be EHT80-BF_Nss1,(MCS0)_4TX

EBW

6145MHz

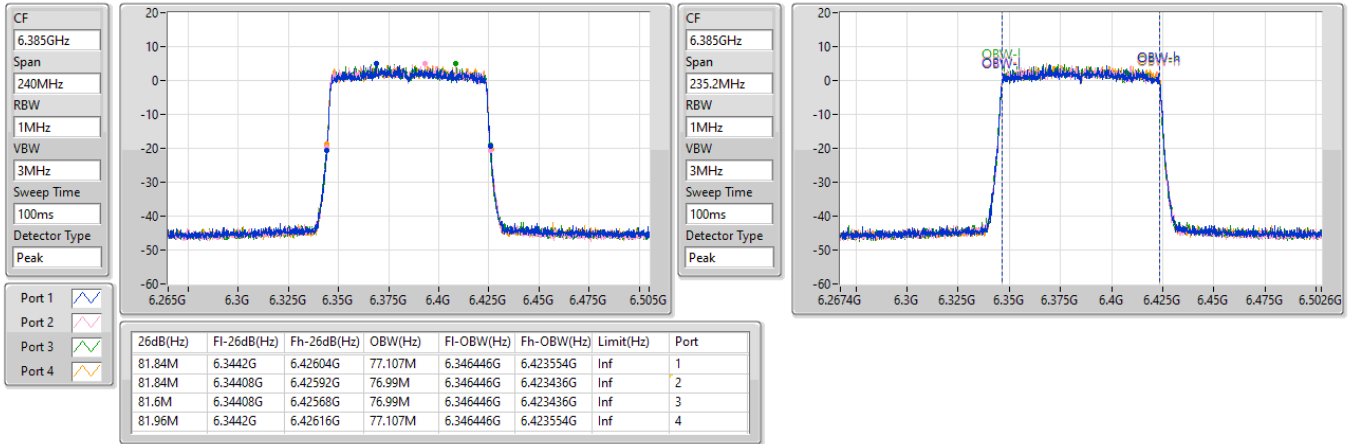
26/12/2022



5.925-6.425GHz_802.11be EHT80-BF_Nss1,(MCS0)_4TX
6385MHz

EBW

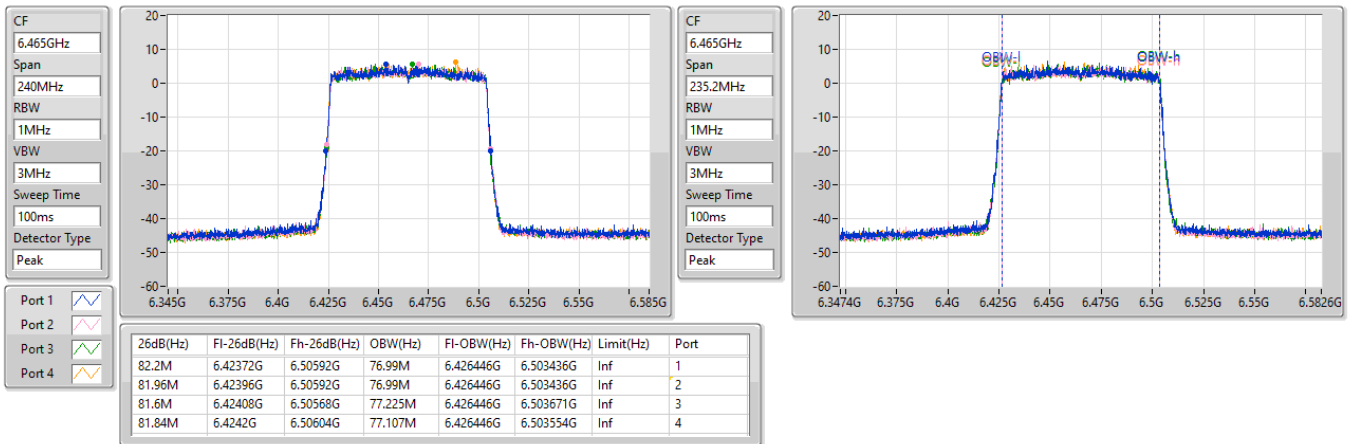
26/12/2022



6.425-6.525GHz_802.11be EHT80-BF_Nss1,(MCS0)_4TX
6465MHz

EBW

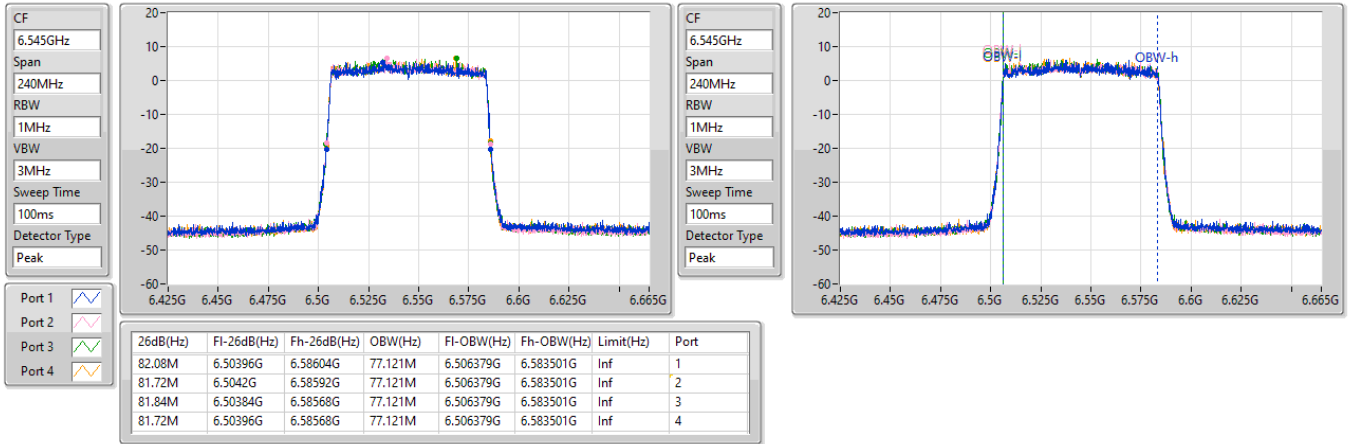
26/12/2022



6.425-6.525GHz_802.11be EHT80-BF_Nss1,(MCS0)_4TX
6545MHz Straddle 6.425-6.525GHz

EBW

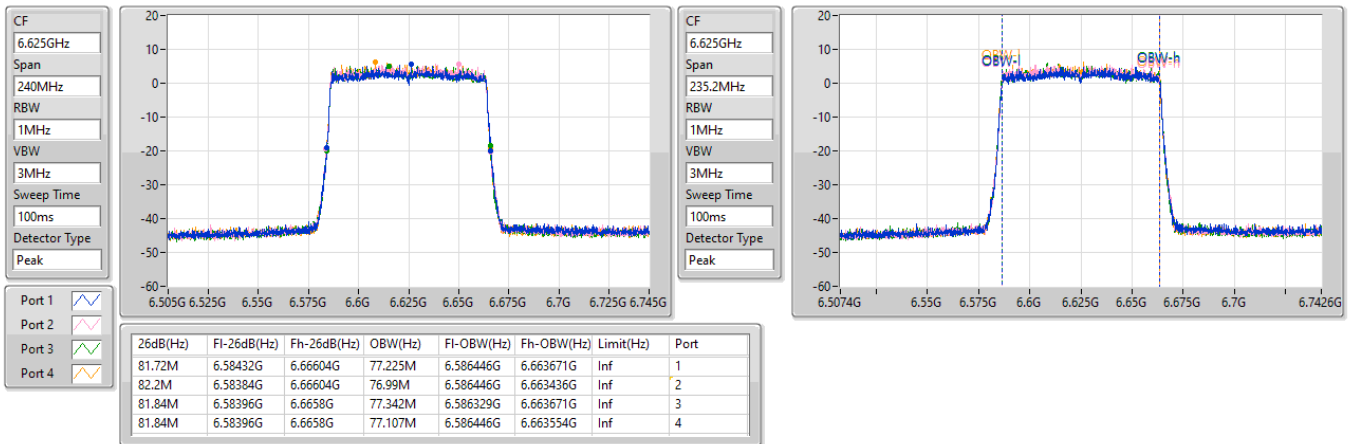
26/12/2022



6.525-6.875GHz_802.11be EHT80-BF_Nss1,(MCS0)_4TX
6625MHz

EBW

26/12/2022

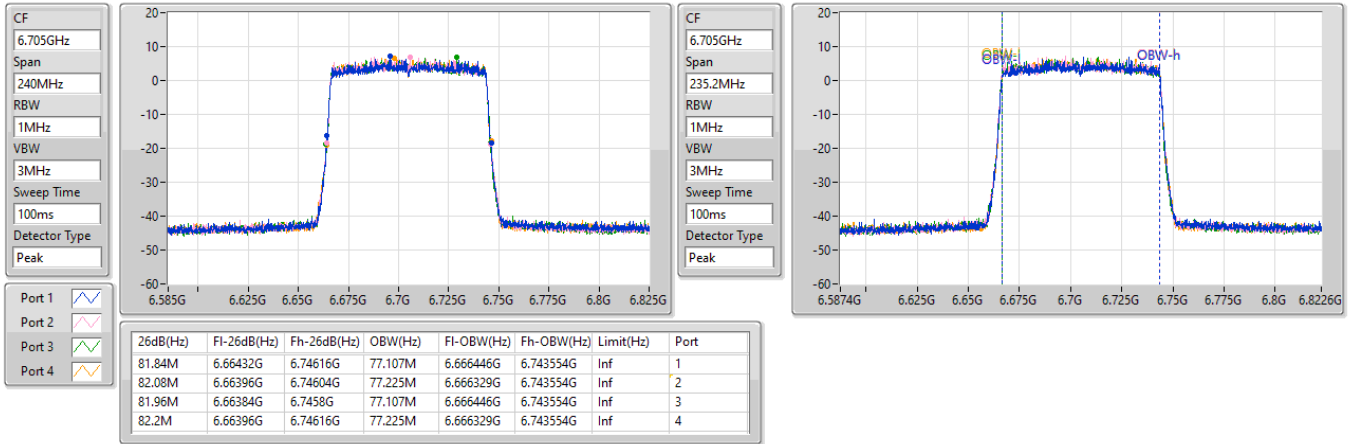


6.525-6.875GHz_802.11be EHT80-BF_Nss1,(MCS0)_4TX

EBW

6705MHz

26/12/2022

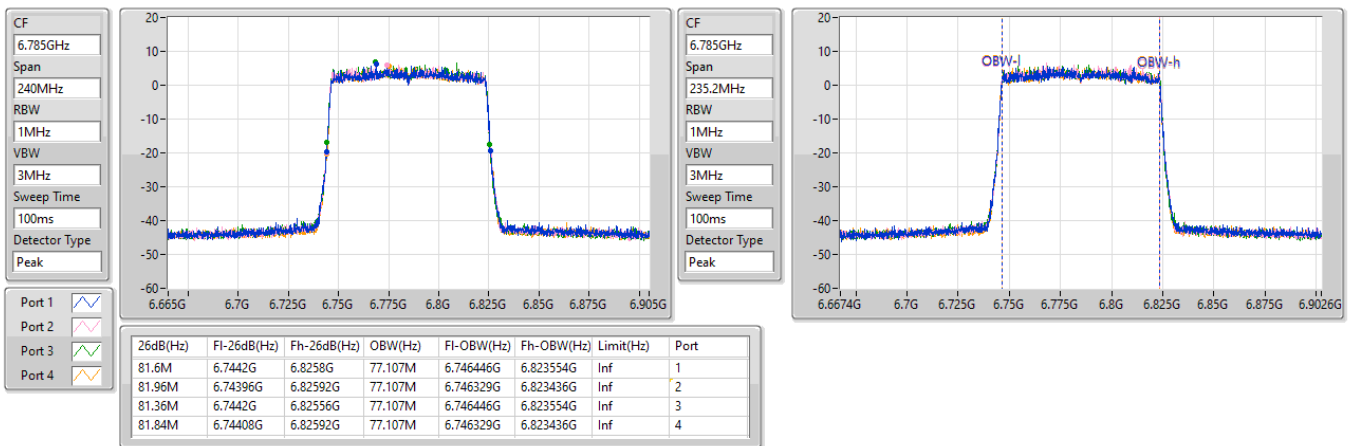


6.525-6.875GHz_802.11be EHT80-BF_Nss1,(MCS0)_4TX

EBW

6785MHz

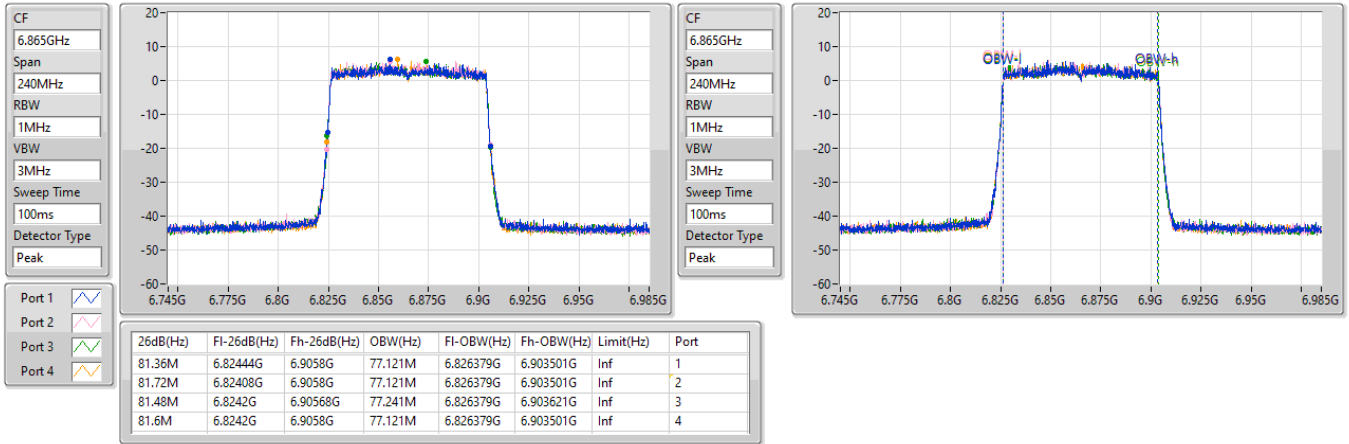
26/12/2022



6.525-6.875GHz_802.11be EHT80-BF_Nss1,(MCS0)_4TX
6865MHz Straddle 6.525-6.875GHz

EBW

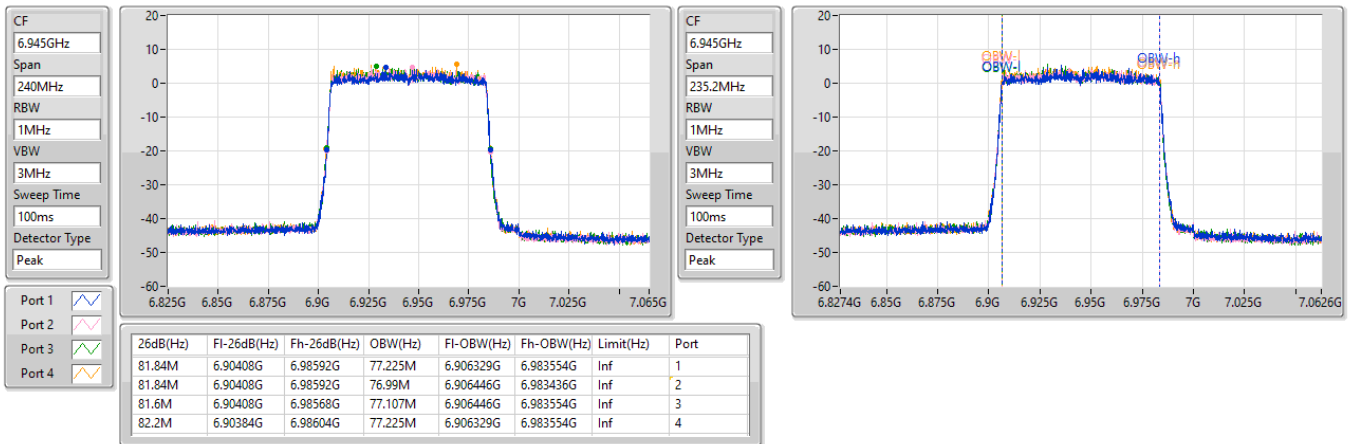
26/12/2022



6.875-7.125GHz_802.11be EHT80-BF_Nss1,(MCS0)_4TX
6945MHz

EBW

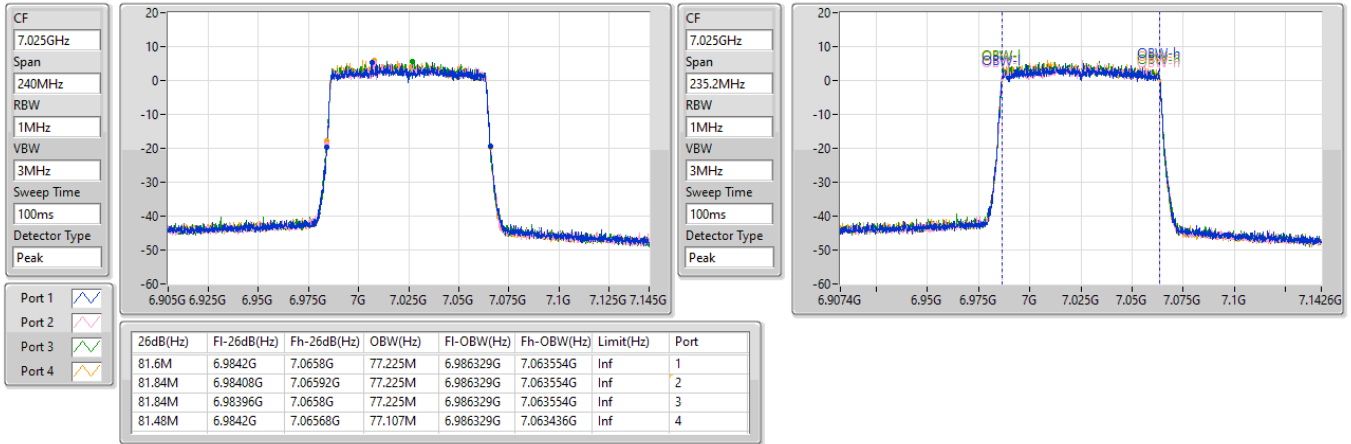
26/12/2022



6.875-7.125GHz_802.11be EHT80-BF_Nss1,(MCS0)_4TX
7025MHz

EBW

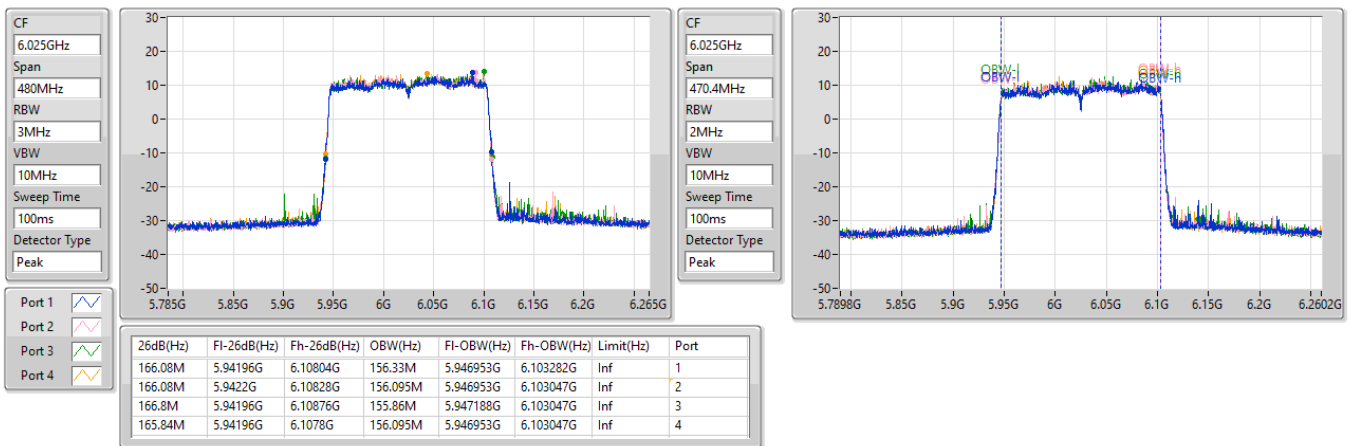
26/12/2022



5.925-6.425GHz_802.11be EHT160-BF_Nss1,(MCS0)_4TX
6025MHz

EBW

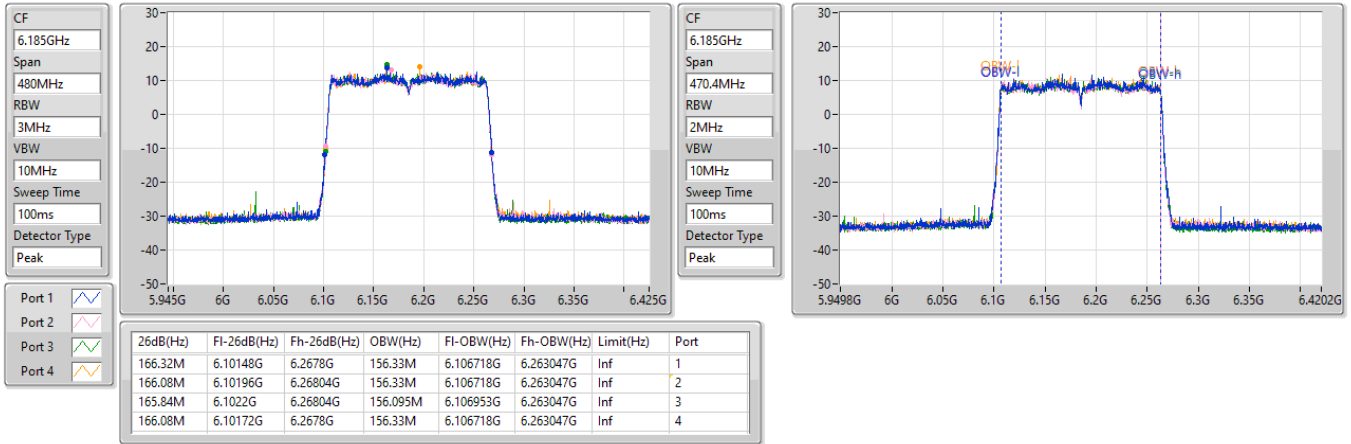
26/12/2022



5.925-6.425GHz_802.11be EHT160-BF_Nss1,(MCS0)_4TX
6185MHz

EBW

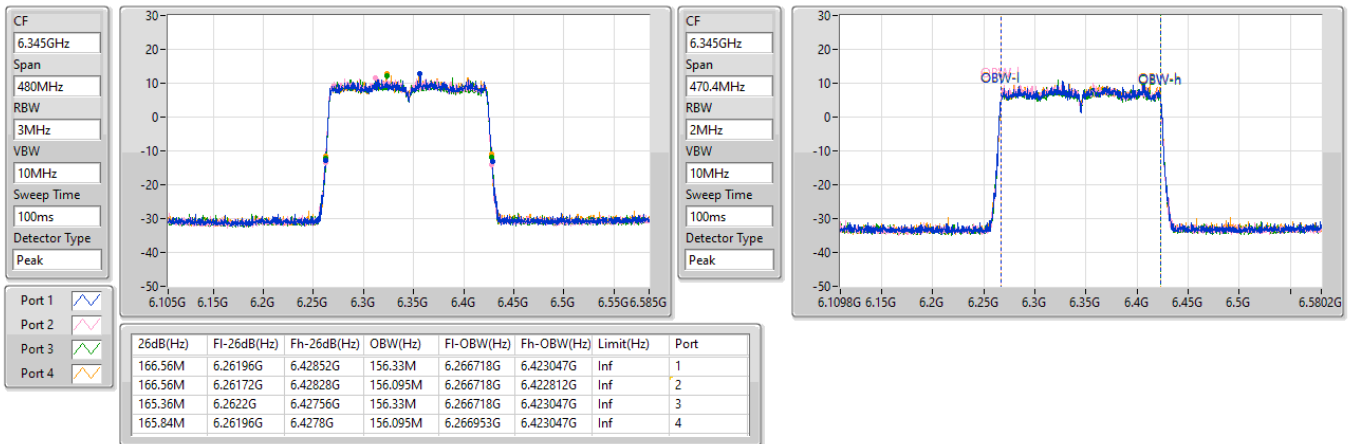
26/12/2022



5.925-6.425GHz_802.11be EHT160-BF_Nss1,(MCS0)_4TX
6345MHz

EBW

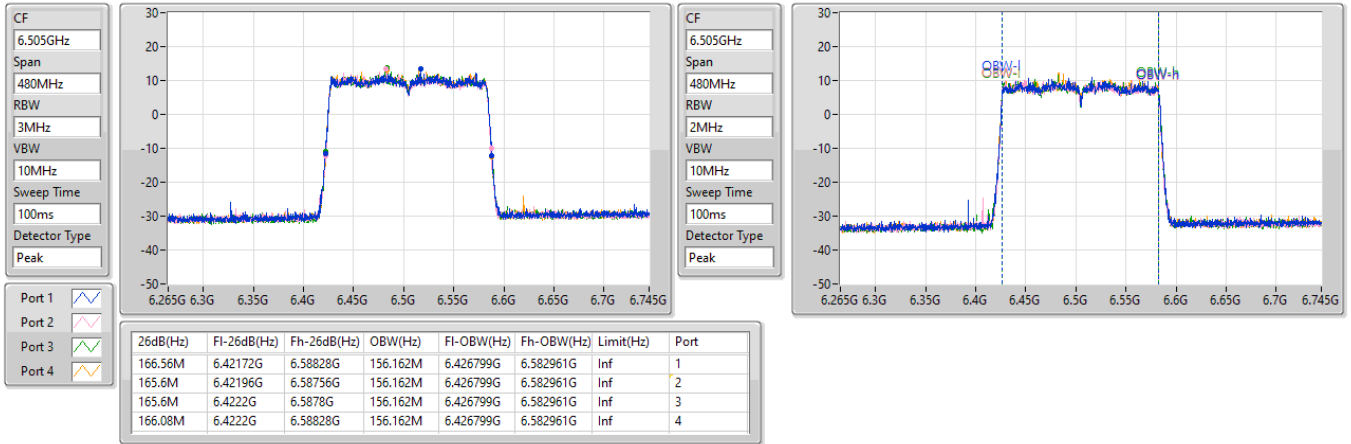
26/12/2022



6.425-6.525GHz_802.11be EHT160-BF_Nss1,(MCS0)_4TX
6505MHz Straddle 6.425-6.525GHz

EBW

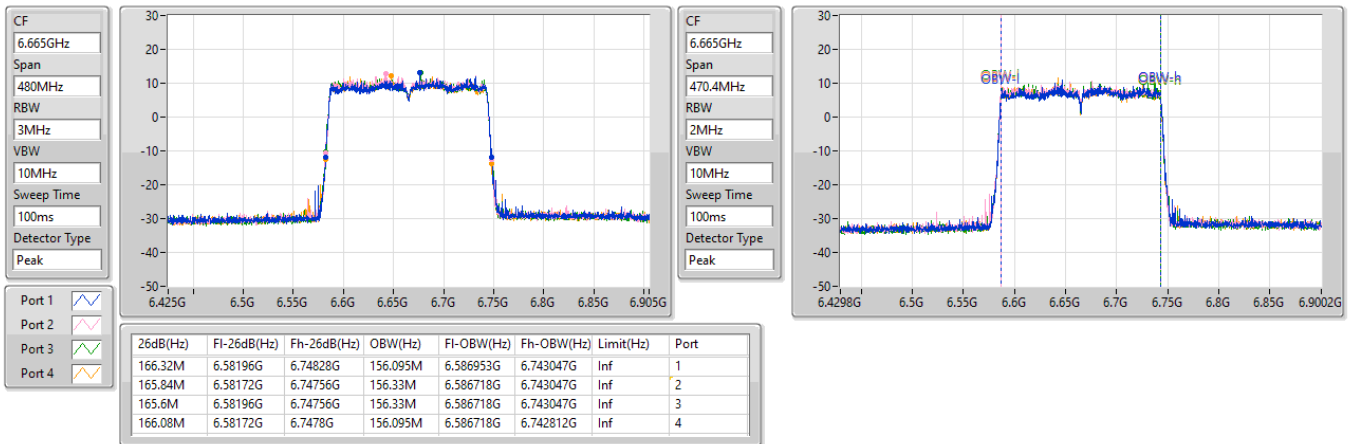
26/12/2022



6.525-6.875GHz_802.11be EHT160-BF_Nss1,(MCS0)_4TX
6665MHz

EBW

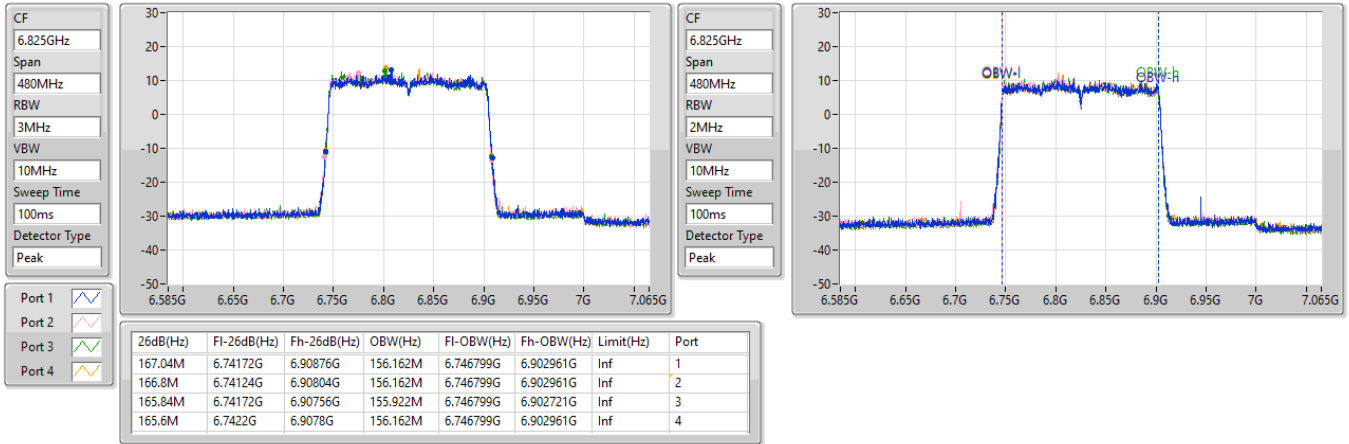
26/12/2022



6.525-6.875GHz_802.11be EHT160-BF_Nss1,(MCS0)_4TX
6825MHz Straddle 6.525-6.875GHz

EBW

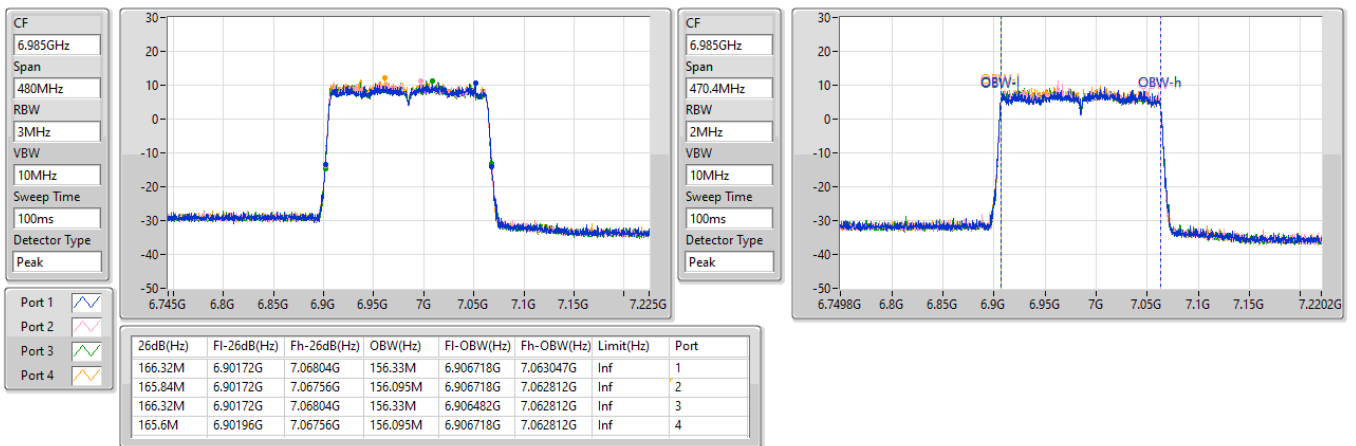
27/12/2022



6.875-7.125GHz_802.11be EHT160-BF_Nss1,(MCS0)_4TX
6985MHz

EBW

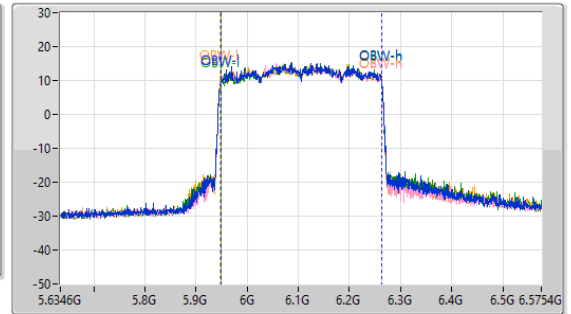
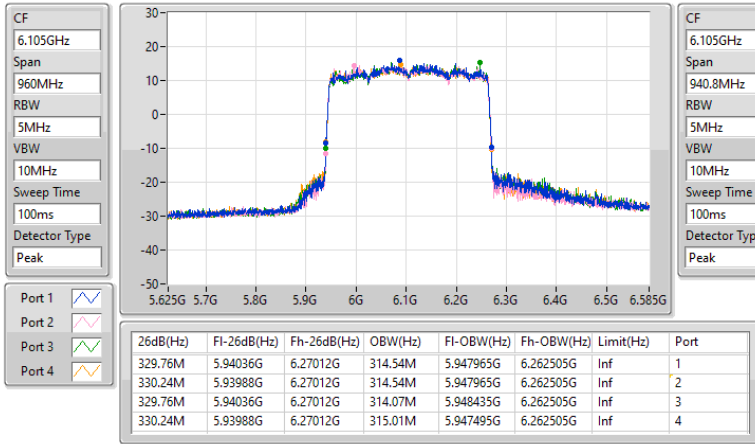
27/12/2022



5.925-6.425GHz_802.11be EHT320-BF_Nss1,(MCS0)_4TX
6105MHz

EBW

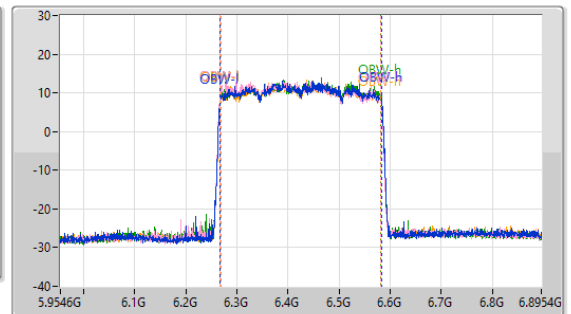
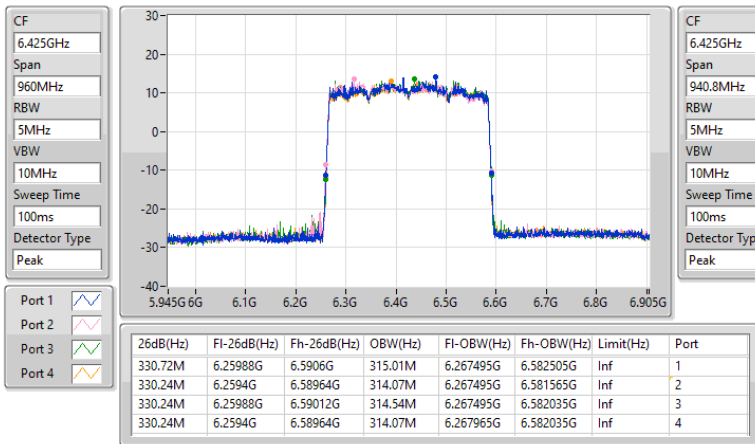
27/12/2022



6.425-6.525GHz_802.11be EHT320-BF_Nss1,(MCS0)_4TX
6425MHz

EBW

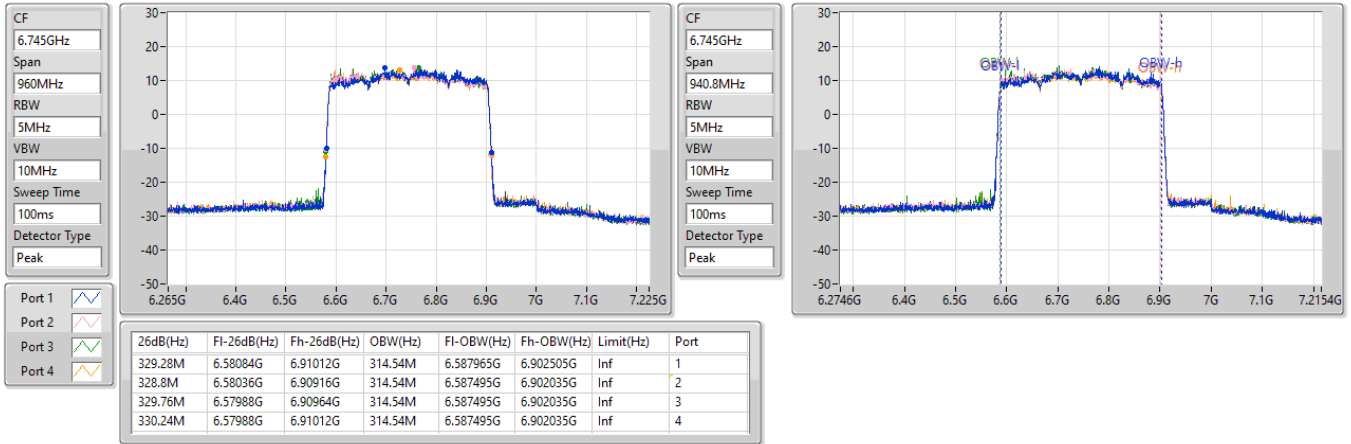
27/12/2022



6.425-6.525GHz_802.11be EHT320-BF_Nss1,(MCS0)_4TX
6745MHz

EBW

27/12/2022



Summary

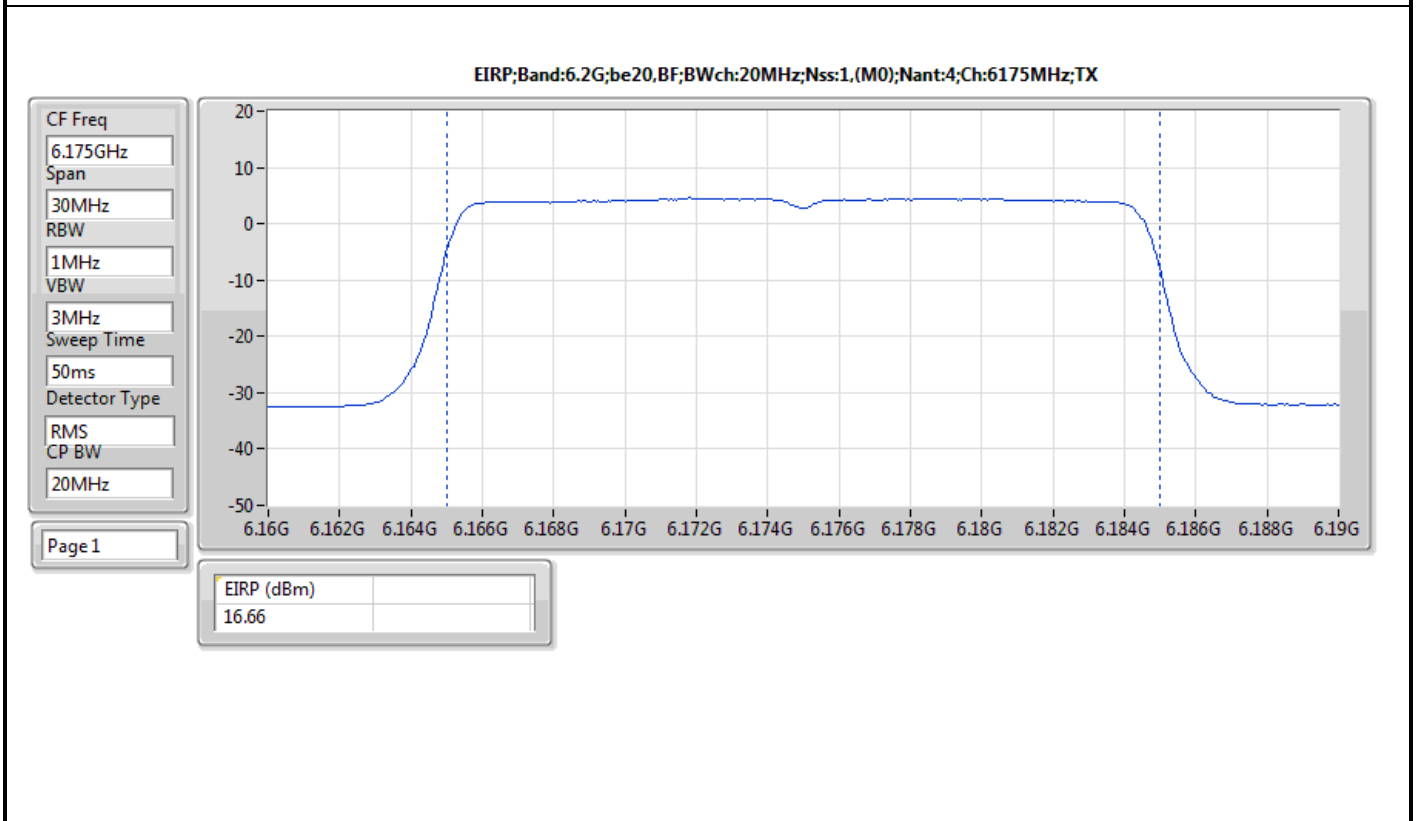
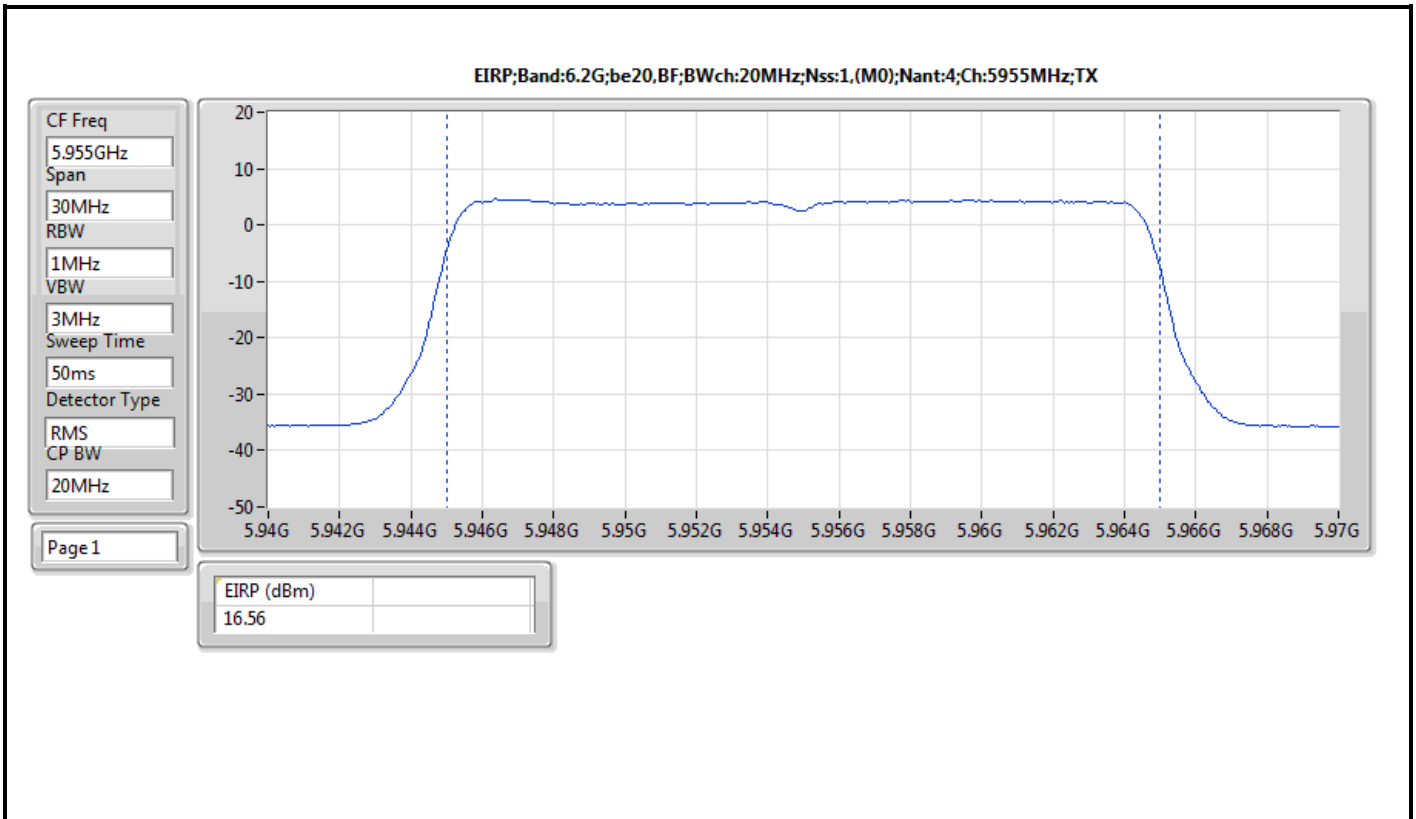
Mode	EIRP (dBm)	EIRP (W)
5.925-6.425GHz	-	-
802.11be EHT20-BF_Nss1,(MCS0)_4TX	16.66	0.04634
802.11be EHT40-BF_Nss1,(MCS0)_4TX	19.56	0.13614
802.11be EHT80-BF_Nss1,(MCS0)_4TX	22.83	0.19187
802.11be EHT160-BF_Nss1,(MCS0)_4TX	26.33	0.42954
802.11be EHT320-BF_Nss1,(MCS0)_4TX	28.31	0.67764
6.425-6.525GHz	-	-
802.11be EHT20-BF_Nss1,(MCS0)_4TX	16.90	0.04898
802.11be EHT40-BF_Nss1,(MCS0)_4TX	19.21	0.08337
802.11be EHT80-BF_Nss1,(MCS0)_4TX	21.10	0.12882
802.11be EHT160-BF_Nss1,(MCS0)_4TX	25.17	0.32885
802.11be EHT320-BF_Nss1,(MCS0)_4TX	26.85	0.48417
6.525-6.875GHz	-	-
802.11be EHT20-BF_Nss1,(MCS0)_4TX	16.96	0.04966
802.11be EHT40-BF_Nss1,(MCS0)_4TX	18.77	0.07534
802.11be EHT80-BF_Nss1,(MCS0)_4TX	21.75	0.14962
802.11be EHT160-BF_Nss1,(MCS0)_4TX	24.98	0.31477
802.11be EHT320-BF_Nss1,(MCS0)_4TX	26.11	0.40832
6.875-7.125GHz	-	-
802.11be EHT20-BF_Nss1,(MCS0)_4TX	15.97	0.03954
802.11be EHT40-BF_Nss1,(MCS0)_4TX	18.92	0.07798
802.11be EHT80-BF_Nss1,(MCS0)_4TX	21.18	0.13122
802.11be EHT160-BF_Nss1,(MCS0)_4TX	24.54	0.28445

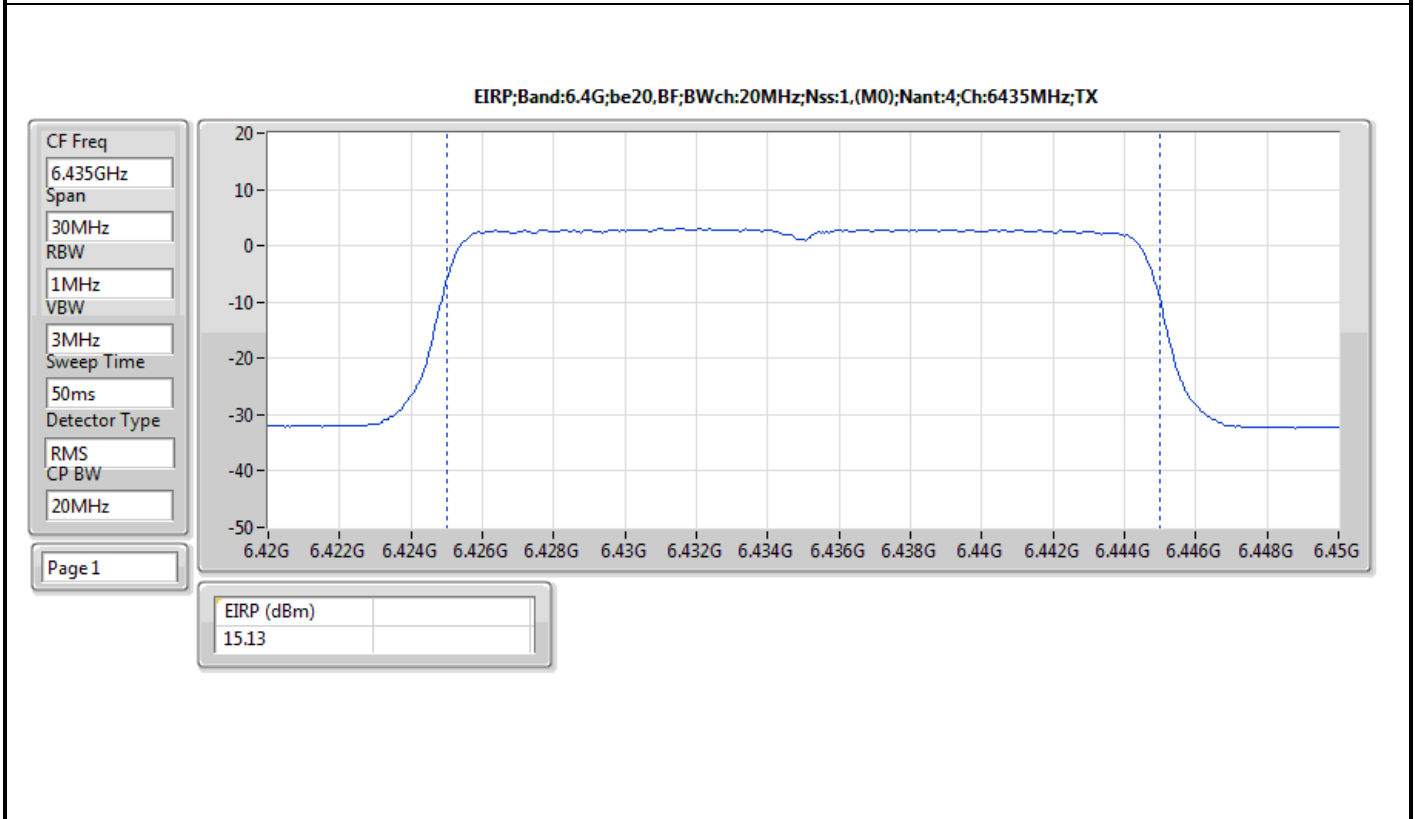
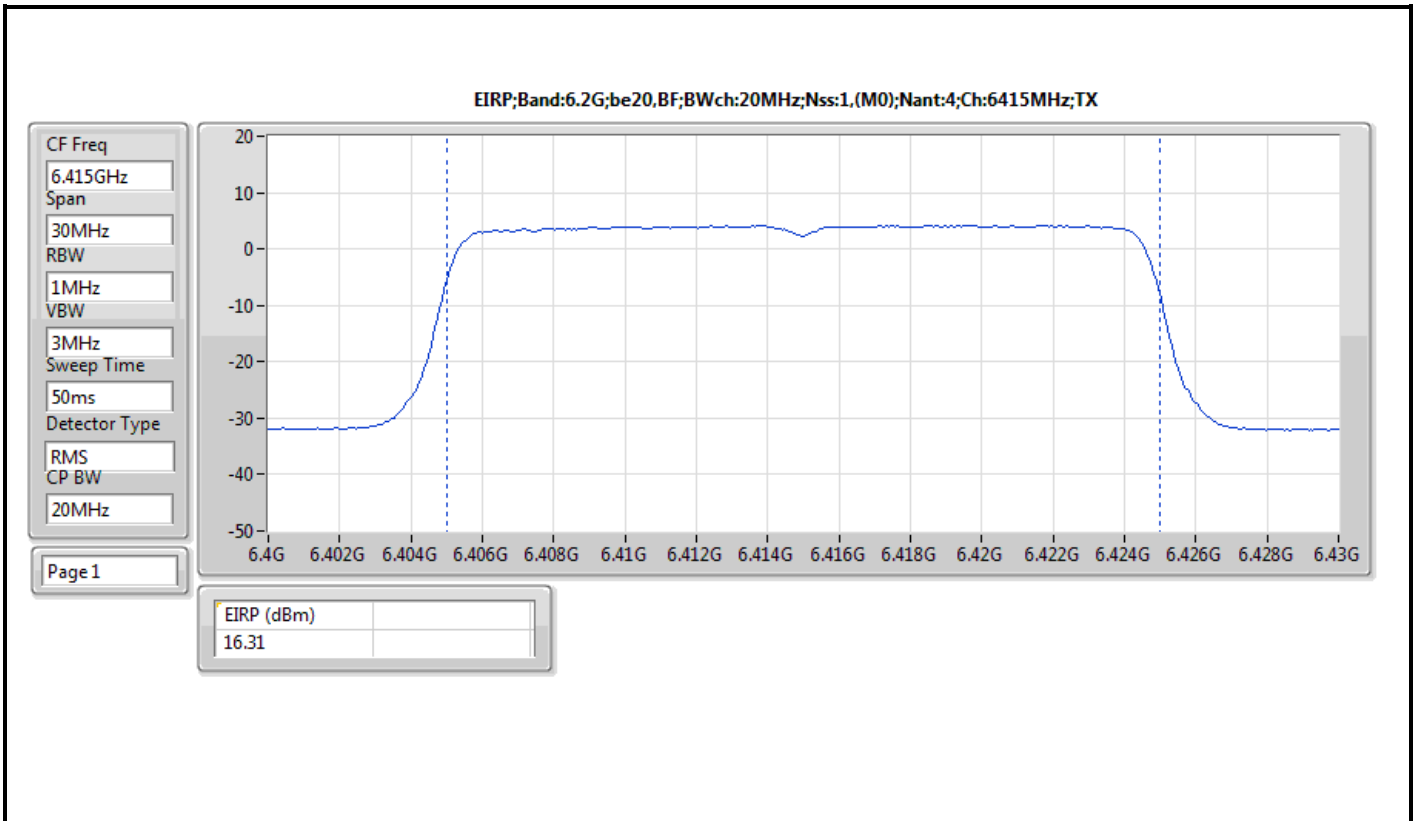


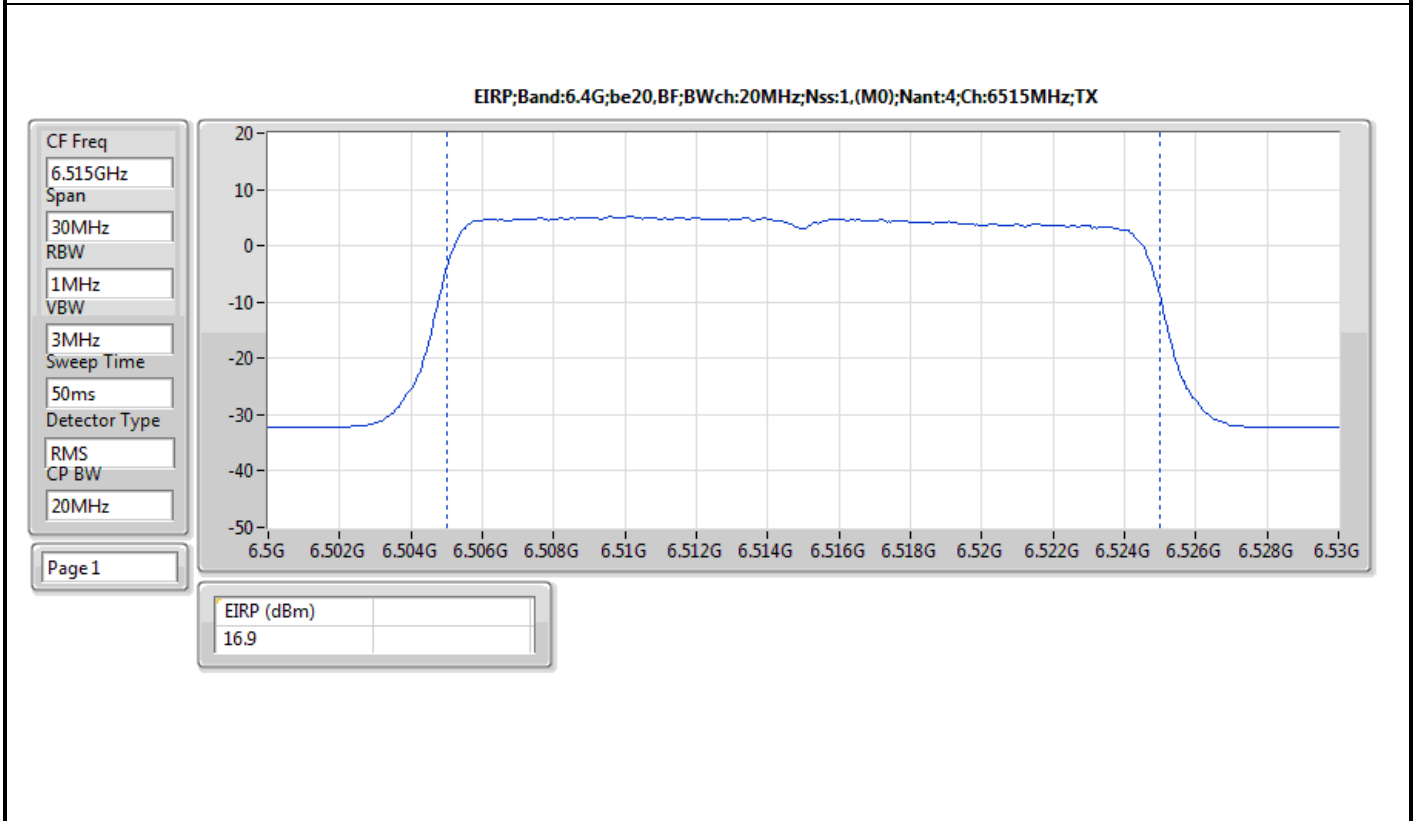
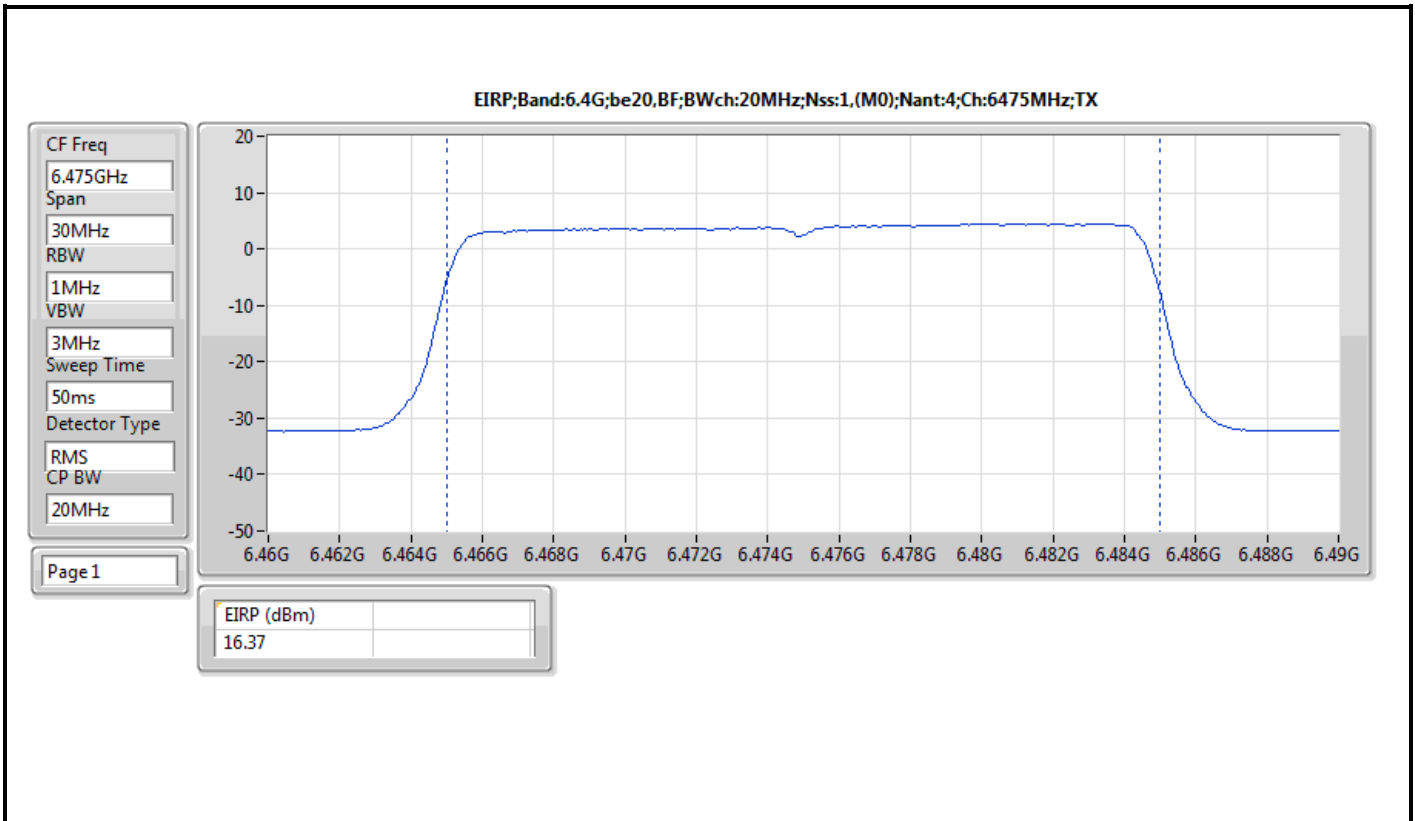
Result

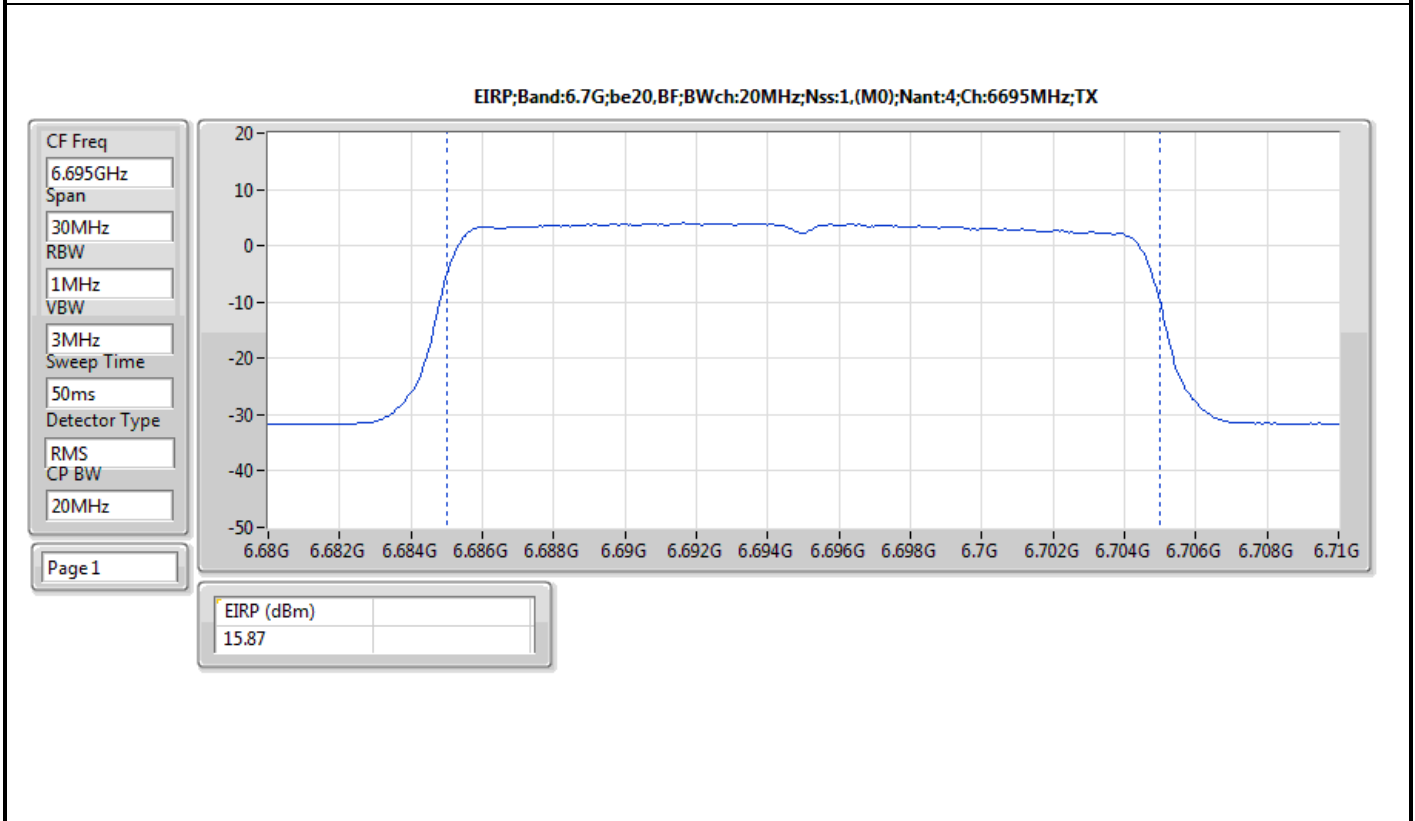
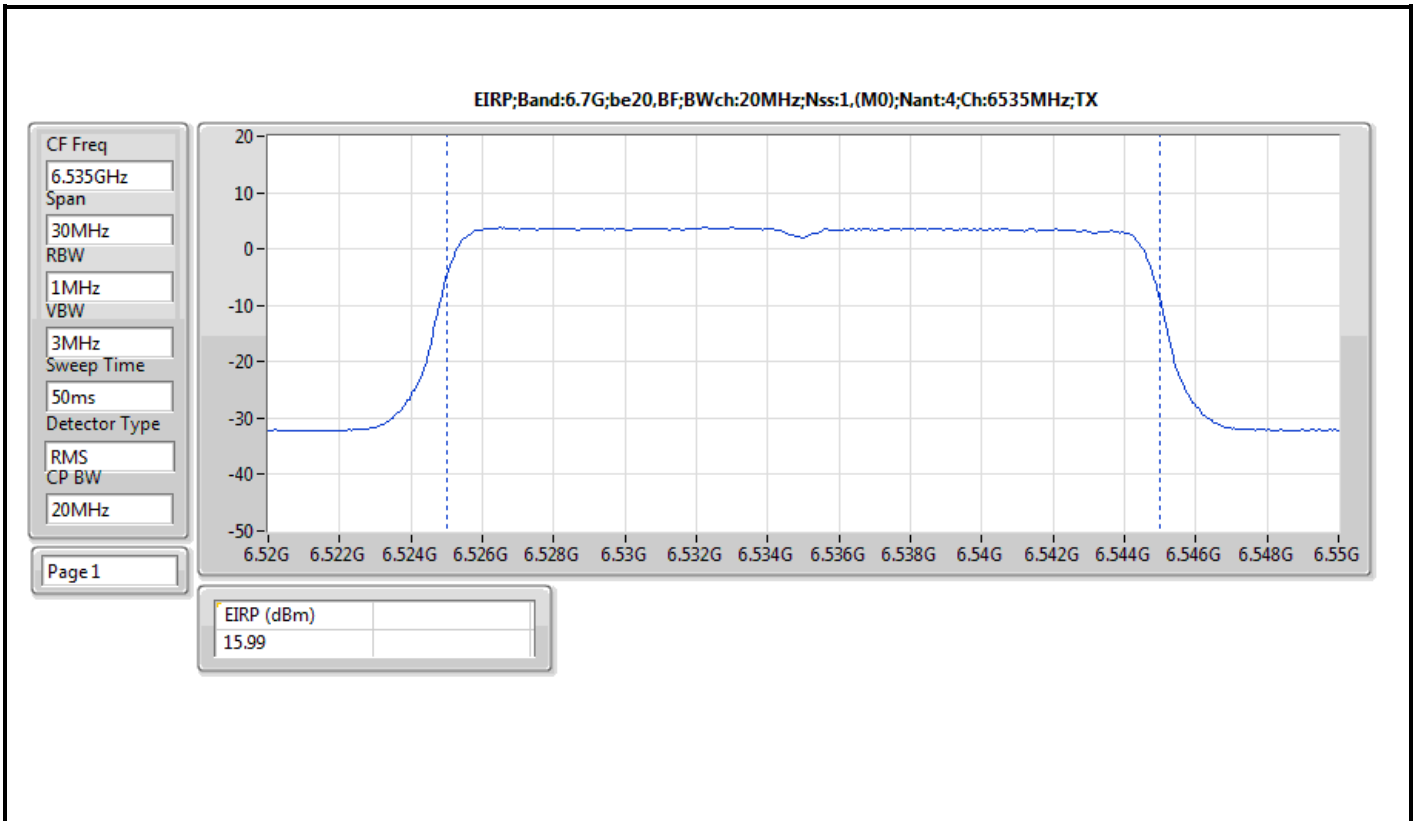
Mode	Result	EIRP (dBm)	EIRP Limit (dBm)
802.11be EHT20-BF_Nss1,(MCS0)_4TX	-	-	-
5955MHz	Pass	16.56	30.00
6175MHz	Pass	16.66	30.00
6415MHz	Pass	16.31	30.00
6435MHz	Pass	15.13	30.00
6475MHz	Pass	16.37	30.00
6515MHz	Pass	16.90	30.00
6535MHz	Pass	15.99	30.00
6695MHz	Pass	15.87	30.00
6855MHz	Pass	16.00	30.00
6875MHz Straddle 6.525-6.875GHz	Pass	16.96	30.00
6895MHz	Pass	15.63	30.00
6995MHz	Pass	15.97	30.00
7095MHz	Pass	15.70	30.00
802.11be EHT40-BF_Nss1,(MCS0)_4TX	-	-	-
5965MHz	Pass	18.01	30.00
6165MHz	Pass	19.56	30.00
6405MHz	Pass	18.25	30.00
6445MHz	Pass	19.21	30.00
6485MHz	Pass	18.16	30.00
6525MHz Straddle 6.425-6.525GHz	Pass	18.64	30.00
6565MHz	Pass	18.85	30.00
6685MHz	Pass	18.10	30.00
6845MHz	Pass	18.67	30.00
6885MHz Straddle 6.525-6.875GHz	Pass	18.77	30.00
6925MHz	Pass	18.66	30.00
7005MHz	Pass	18.30	30.00
7085MHz	Pass	18.92	30.00
802.11be EHT80-BF_Nss1,(MCS0)_4TX	-	-	-
5985MHz	Pass	21.52	30.00
6145MHz	Pass	22.83	30.00
6385MHz	Pass	19.67	30.00
6465MHz	Pass	21.10	30.00
6545MHz Straddle 6.425-6.525GHz	Pass	20.89	30.00
6625MHz	Pass	20.23	30.00
6705MHz	Pass	21.75	30.00
6785MHz	Pass	21.33	30.00
6865MHz Straddle 6.525-6.875GHz	Pass	21.18	30.00
6945MHz	Pass	19.63	30.00
7025MHz	Pass	21.18	30.00
802.11be EHT160-BF_Nss1,(MCS0)_4TX	-	-	-
6025MHz	Pass	26.33	30.00
6185MHz	Pass	25.85	30.00
6345MHz	Pass	24.12	30.00
6505MHz Straddle 6.425-6.525GHz	Pass	25.17	30.00
6665MHz	Pass	23.17	30.00
6825MHz Straddle 6.525-6.875GHz	Pass	24.98	30.00
6985MHz	Pass	24.54	30.00
802.11be EHT320-BF_Nss1,(MCS0)_4TX	-	-	-
6105MHz	Pass	28.31	30.00
6425MHz	Pass	26.85	30.00
6745MHz	Pass	26.11	30.00

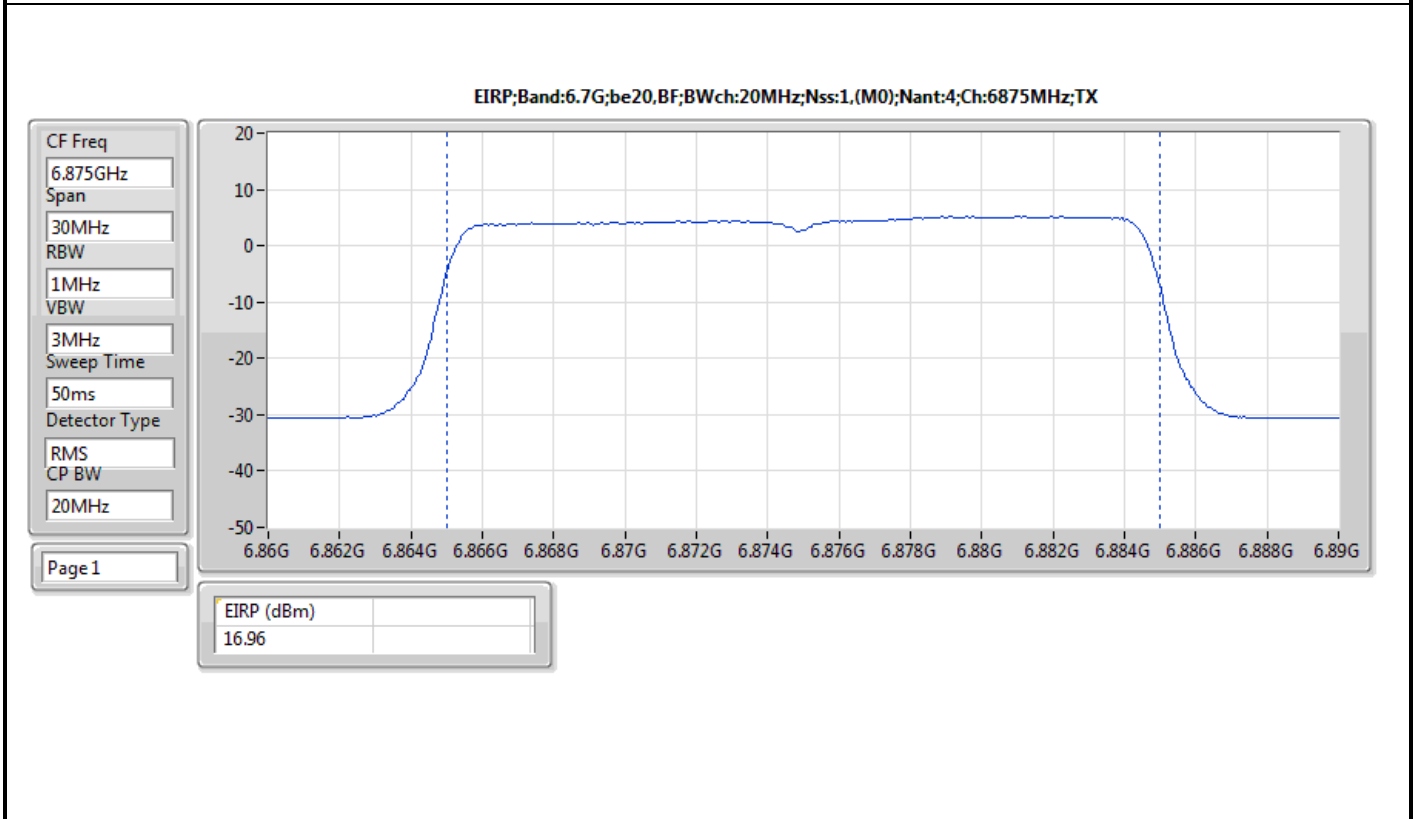
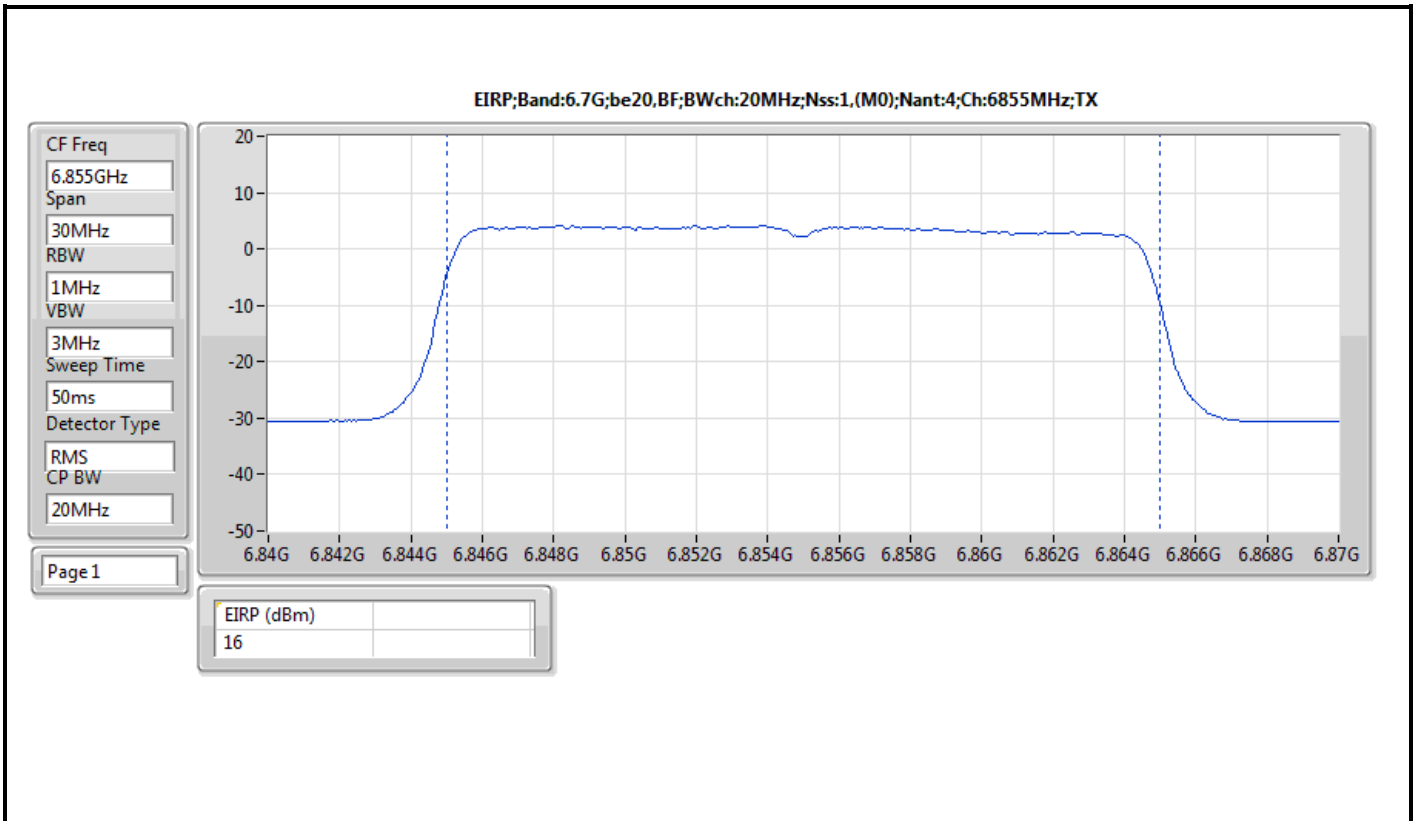
DG = Directional Gain; Port X = Port X output power

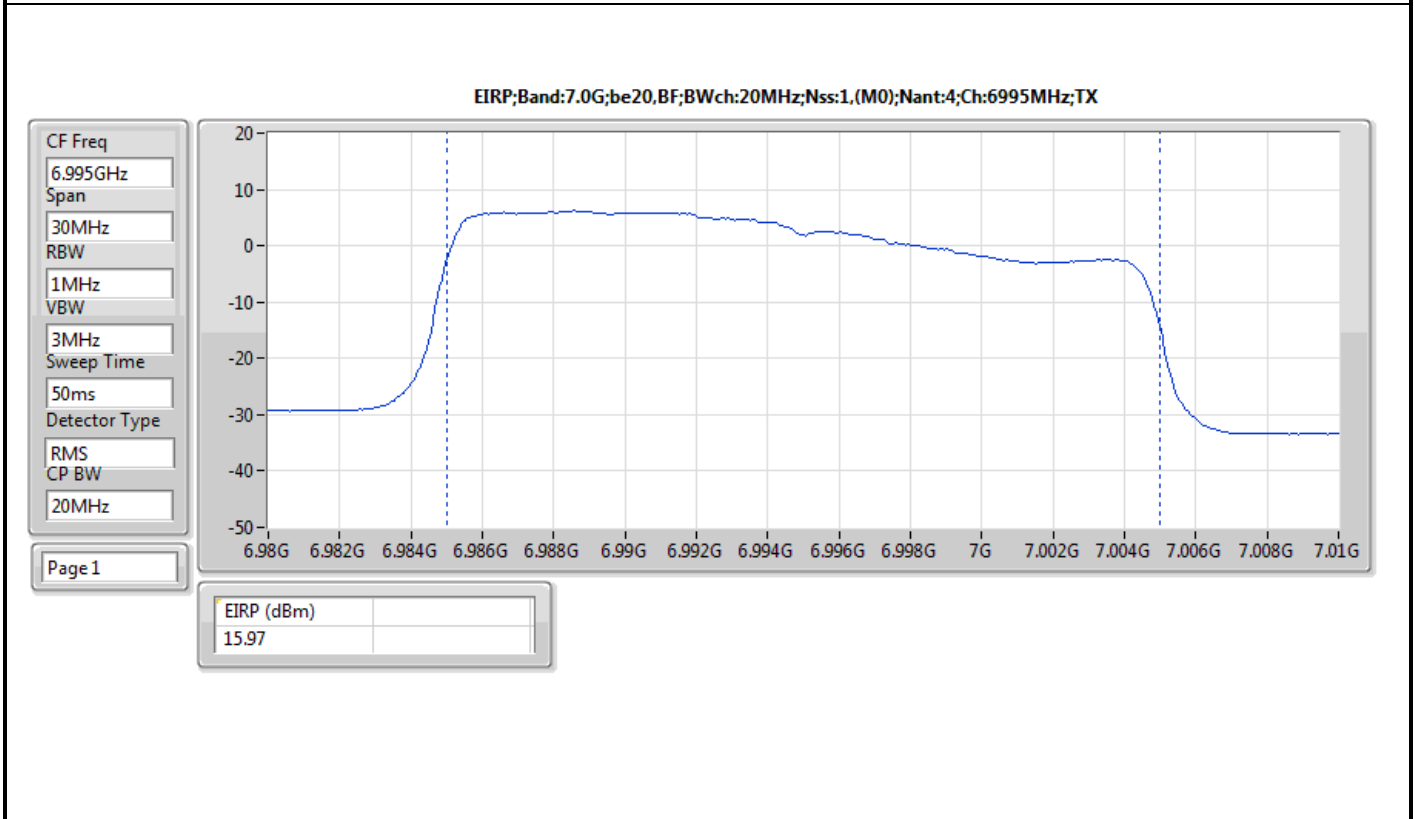
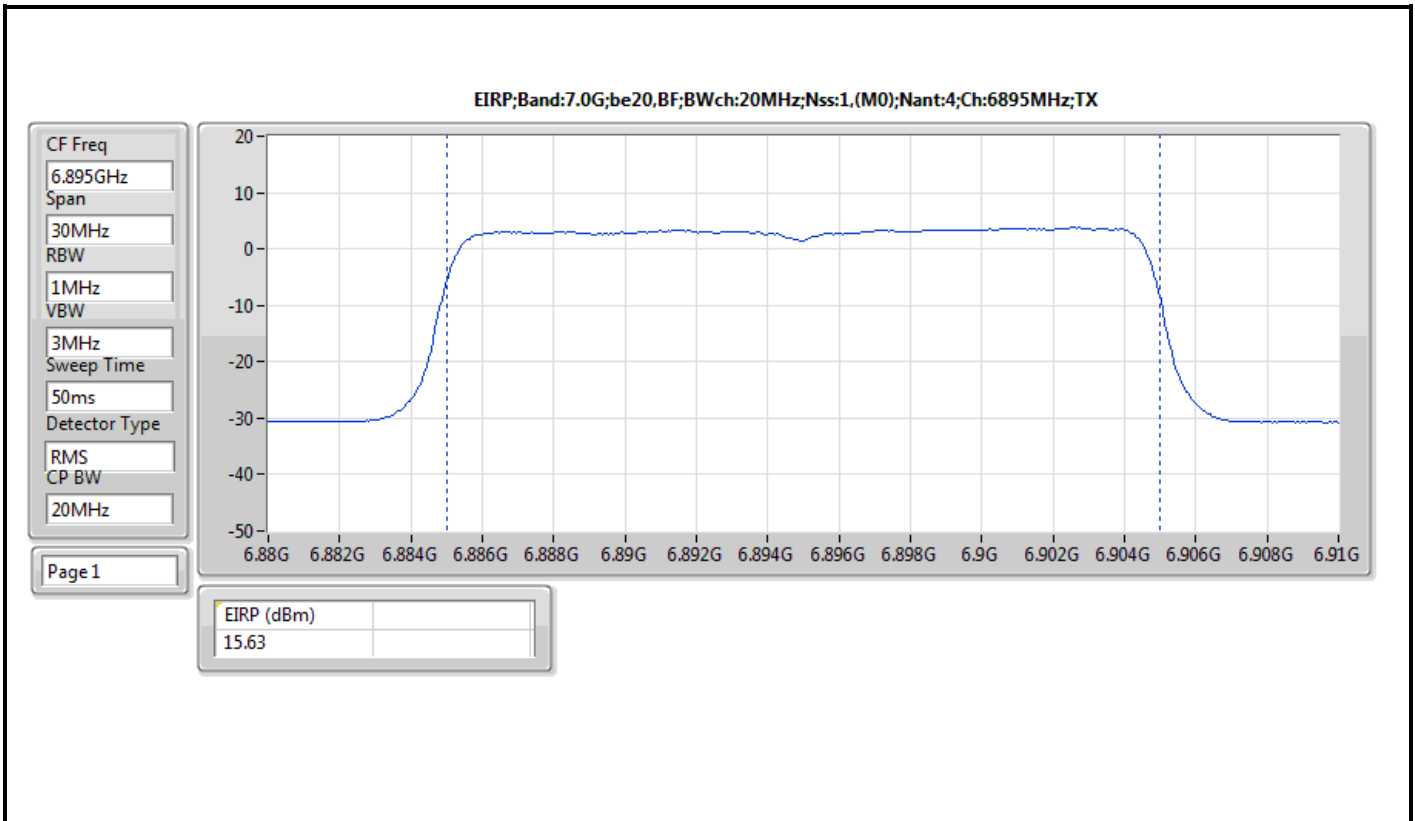


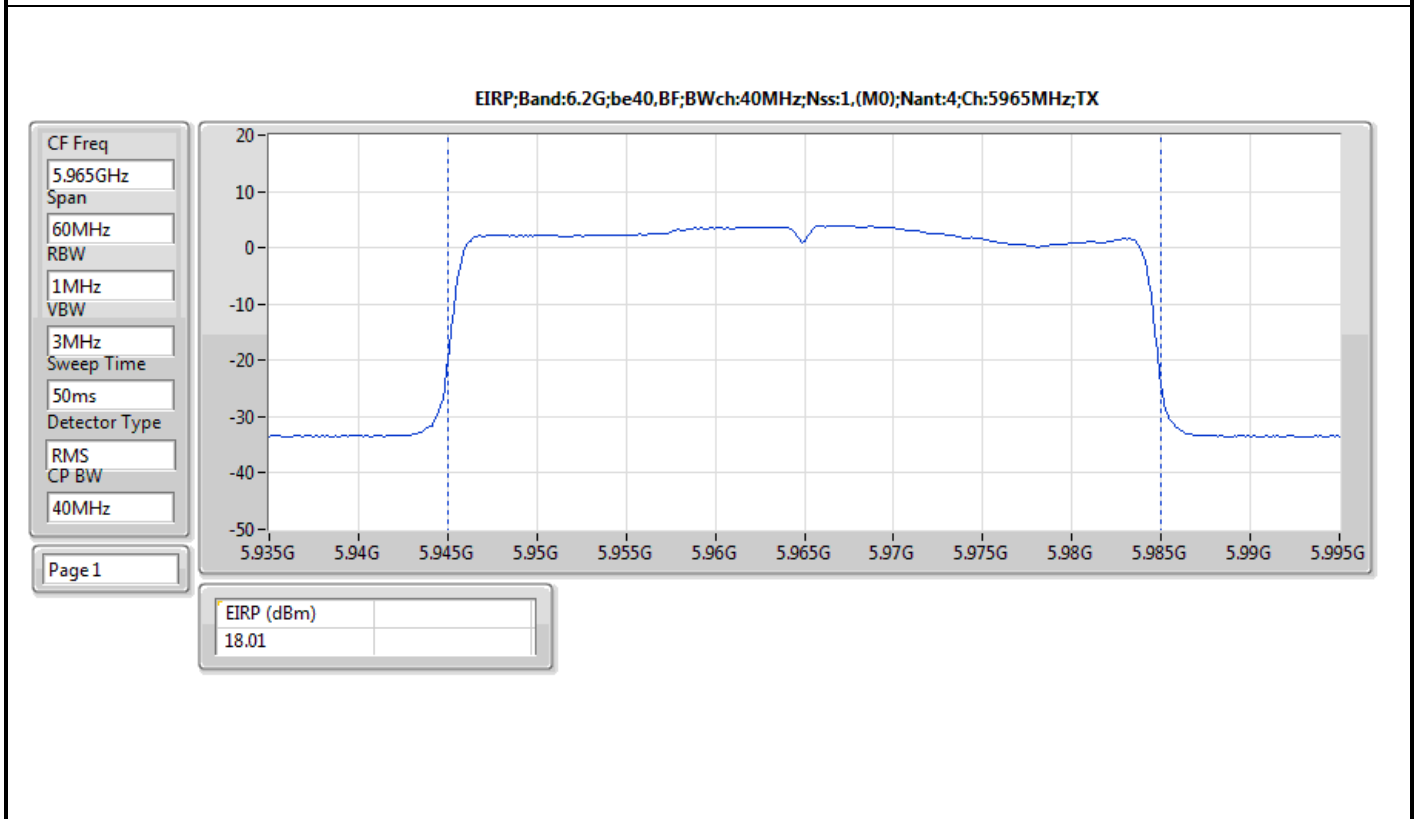
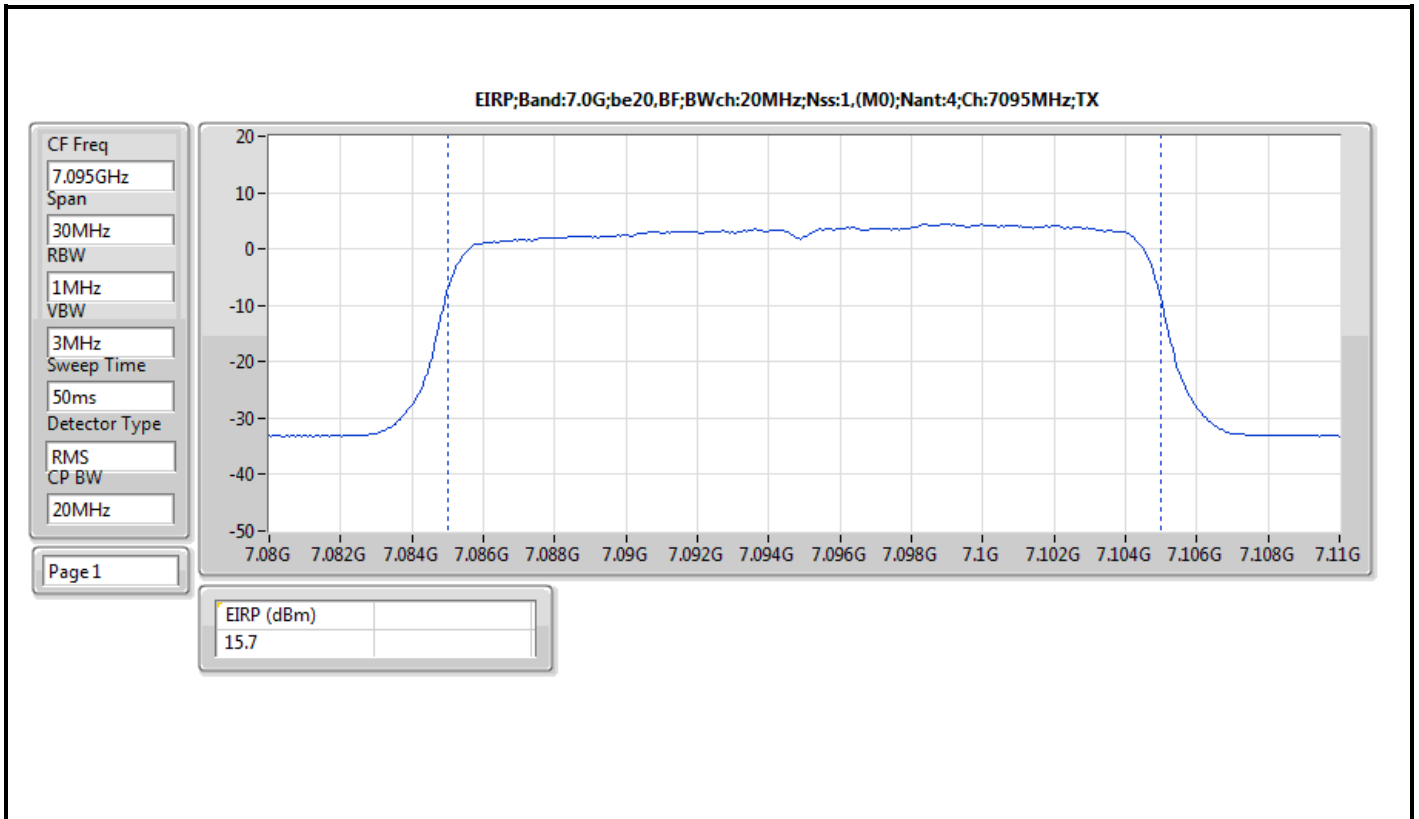


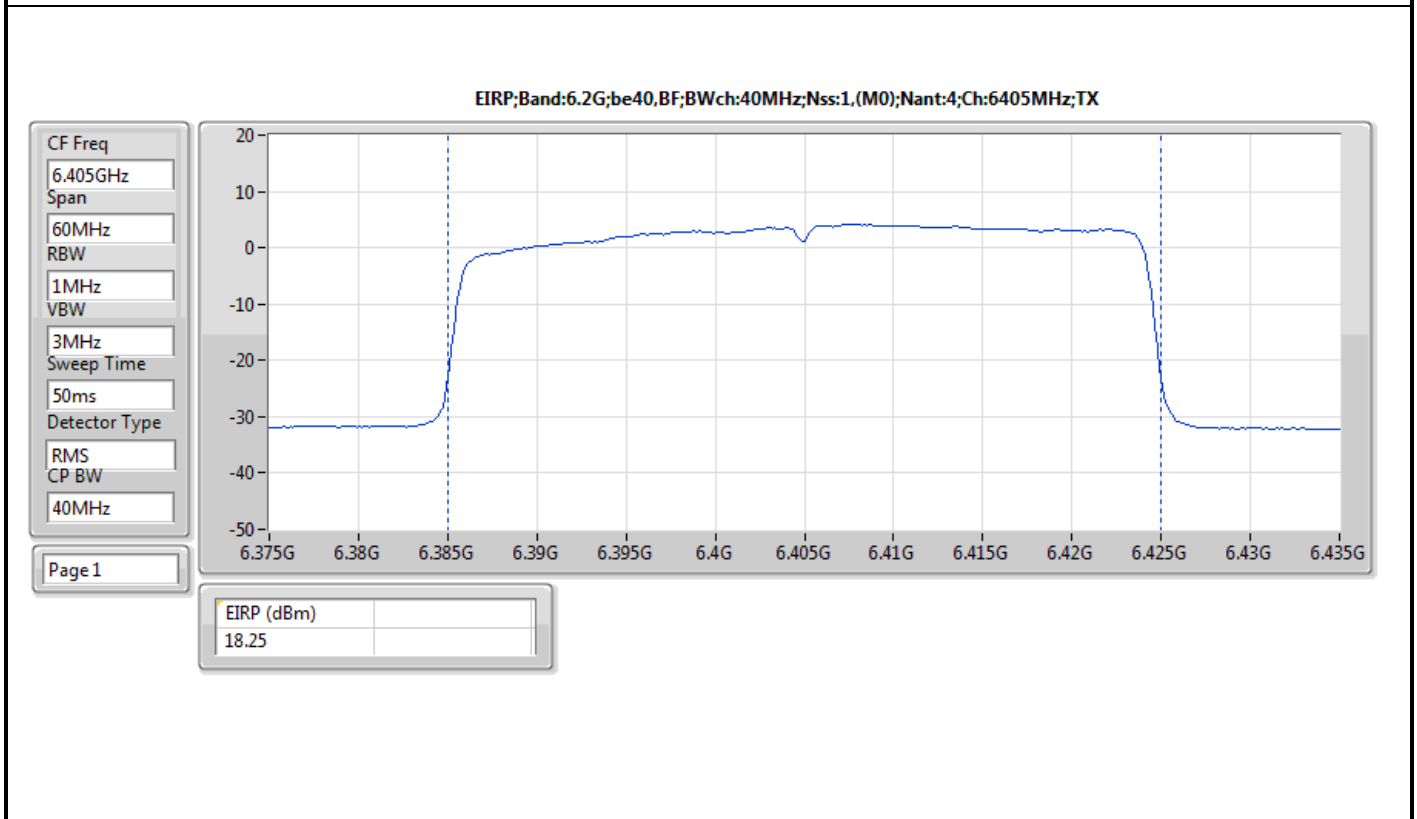
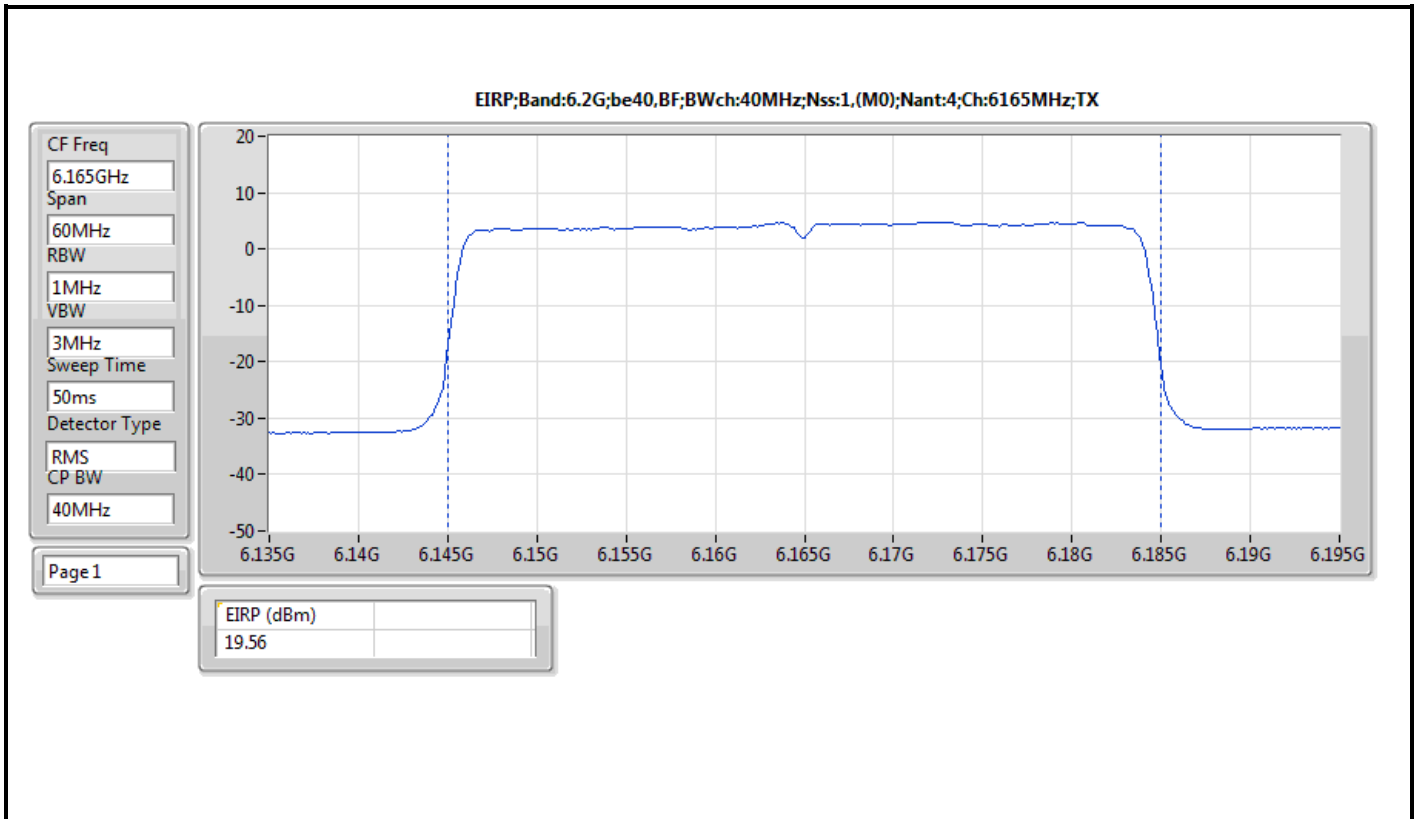


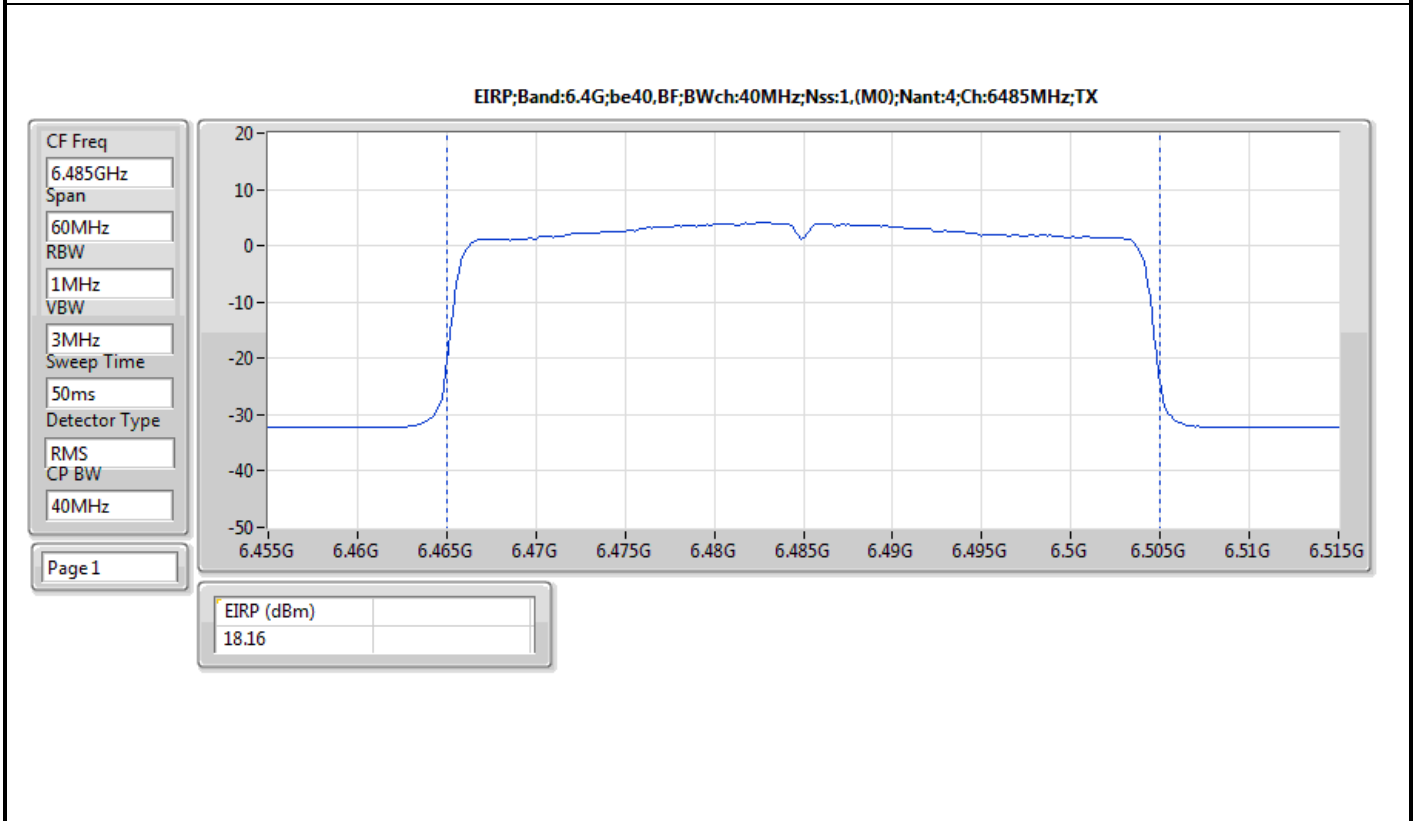
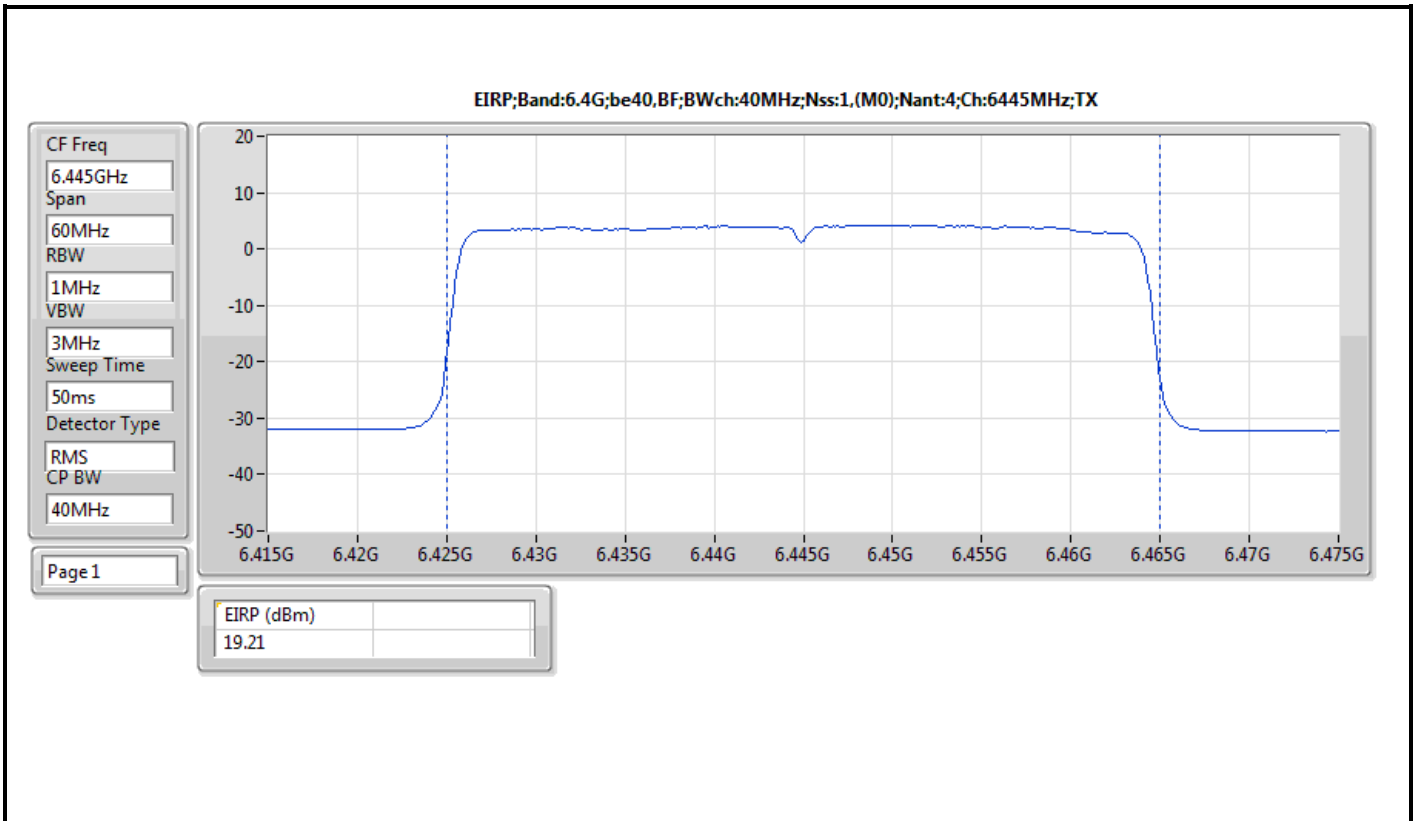


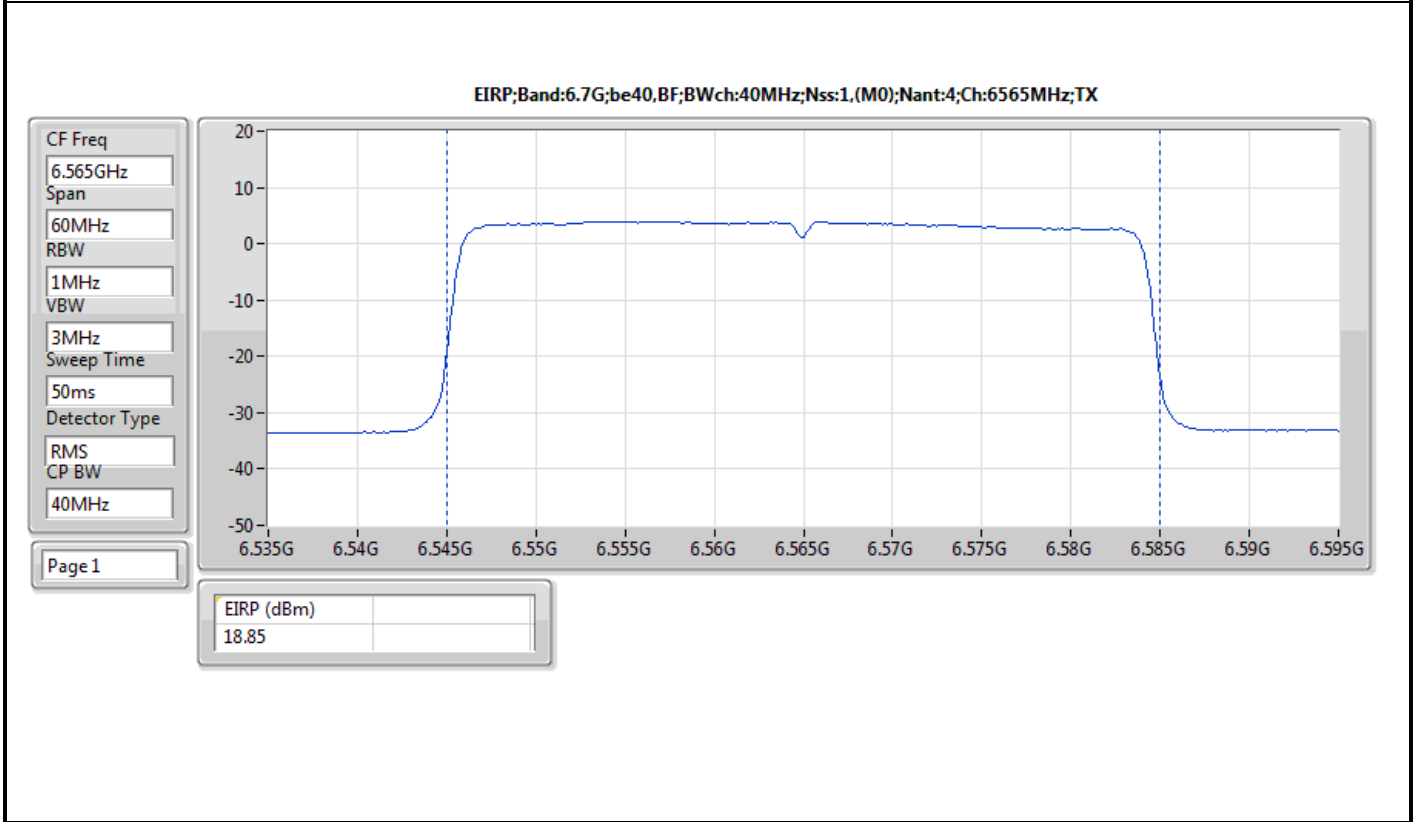
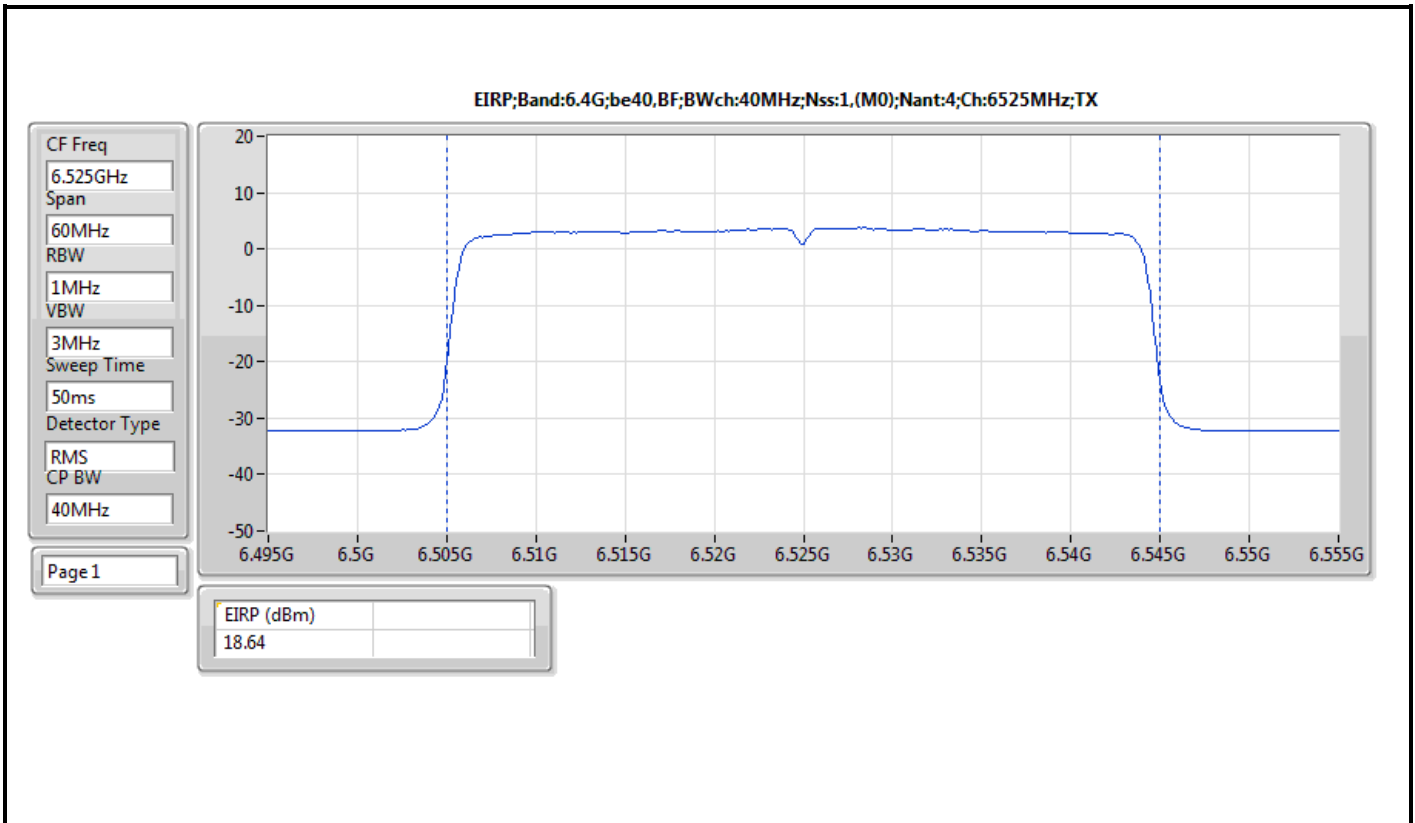


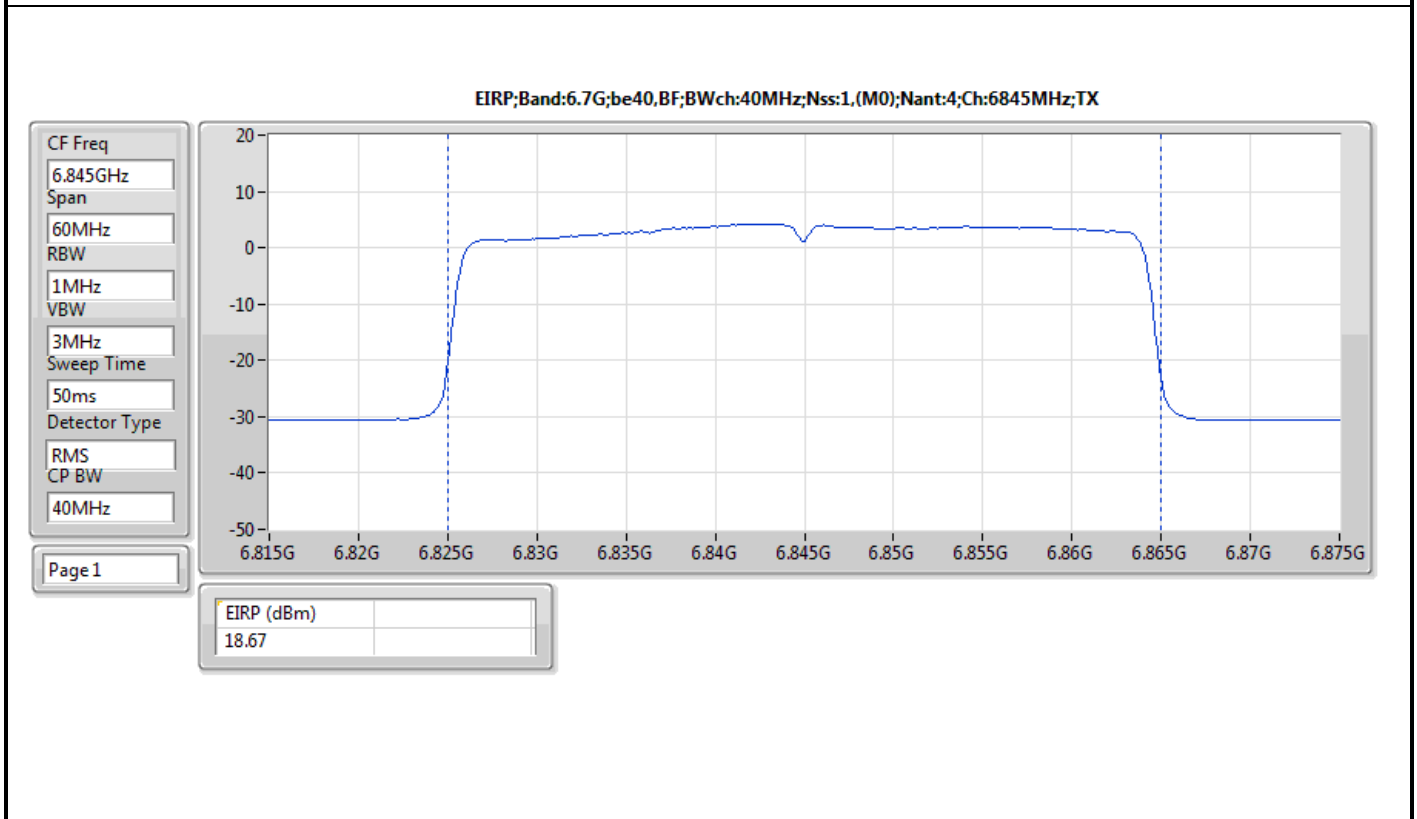
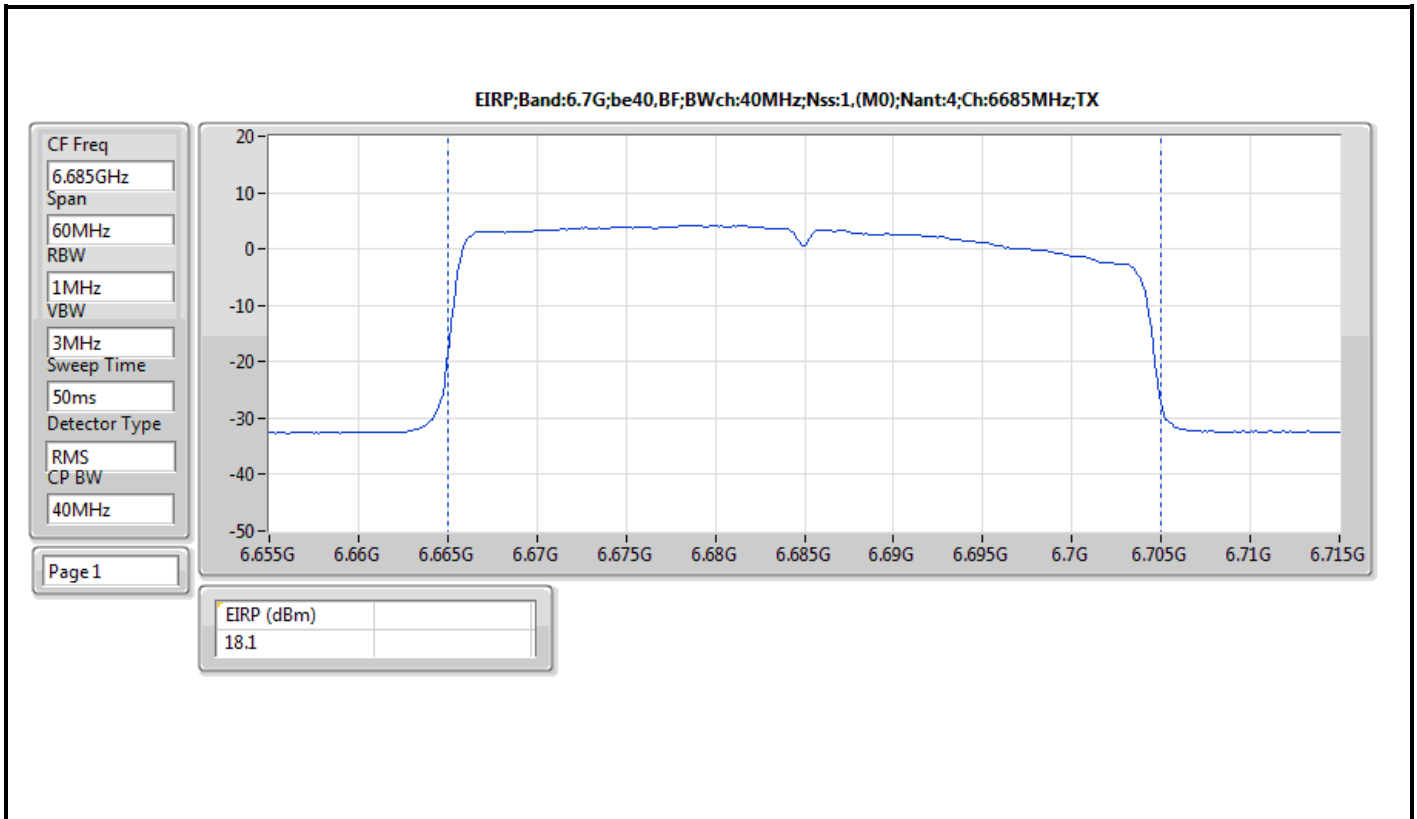


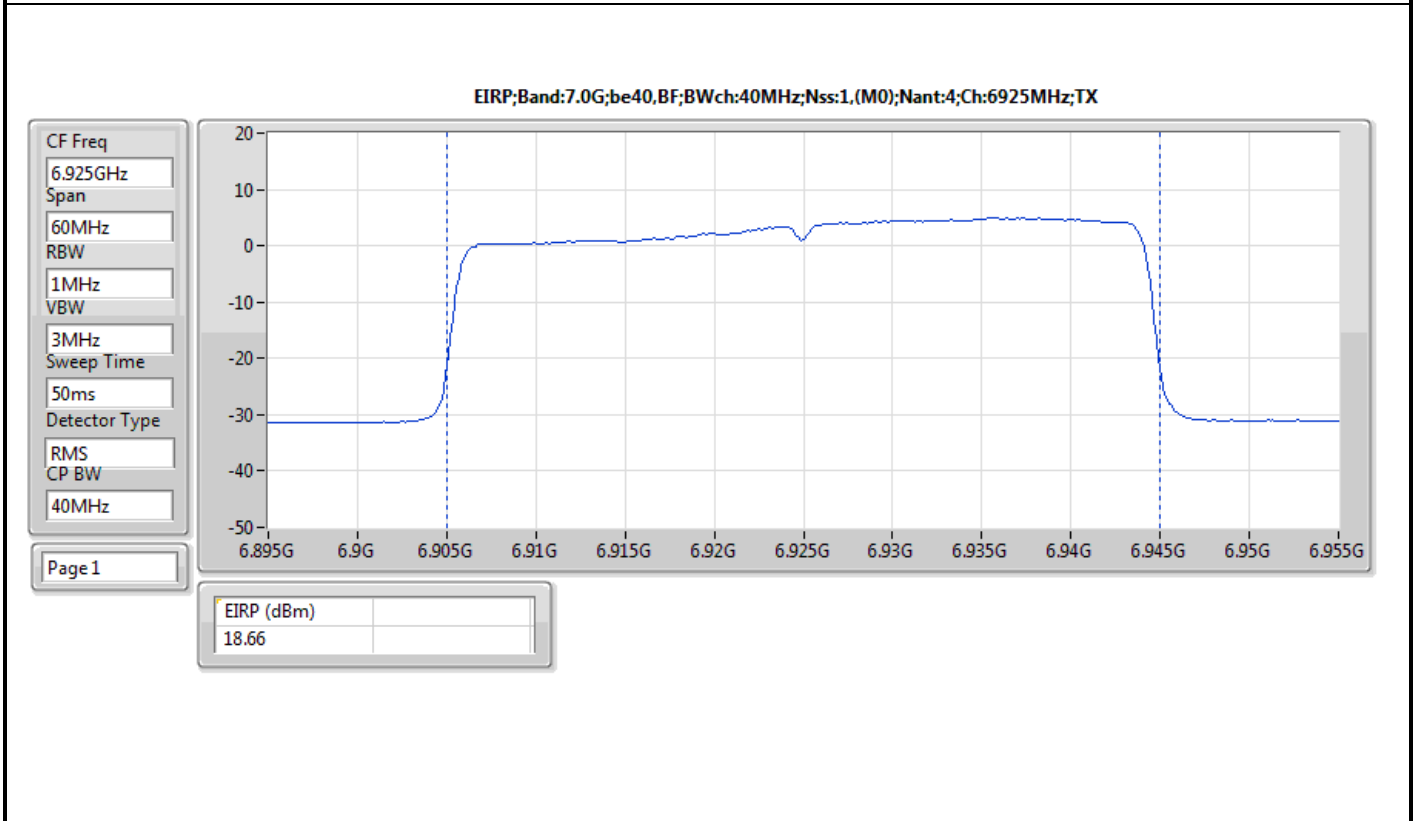
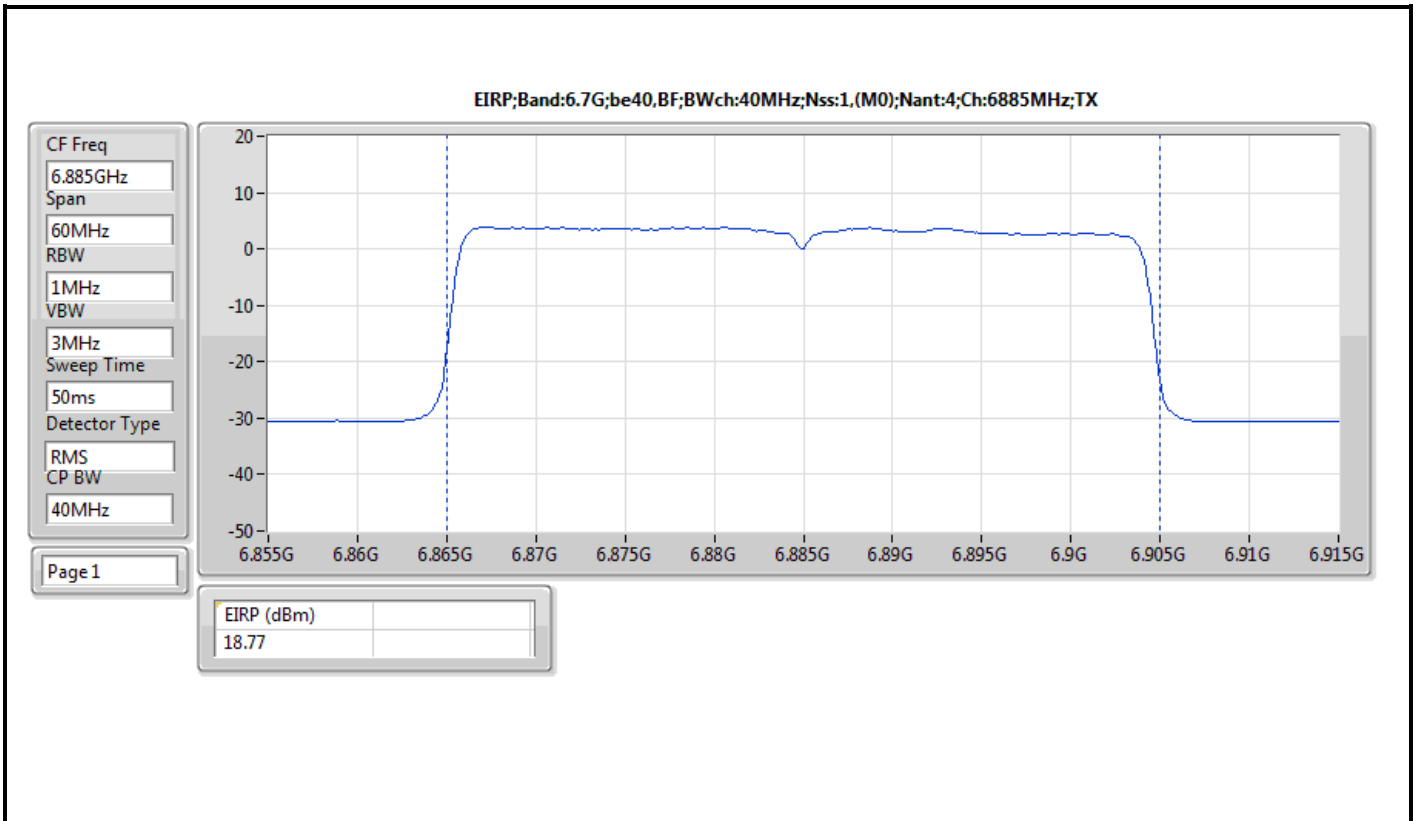


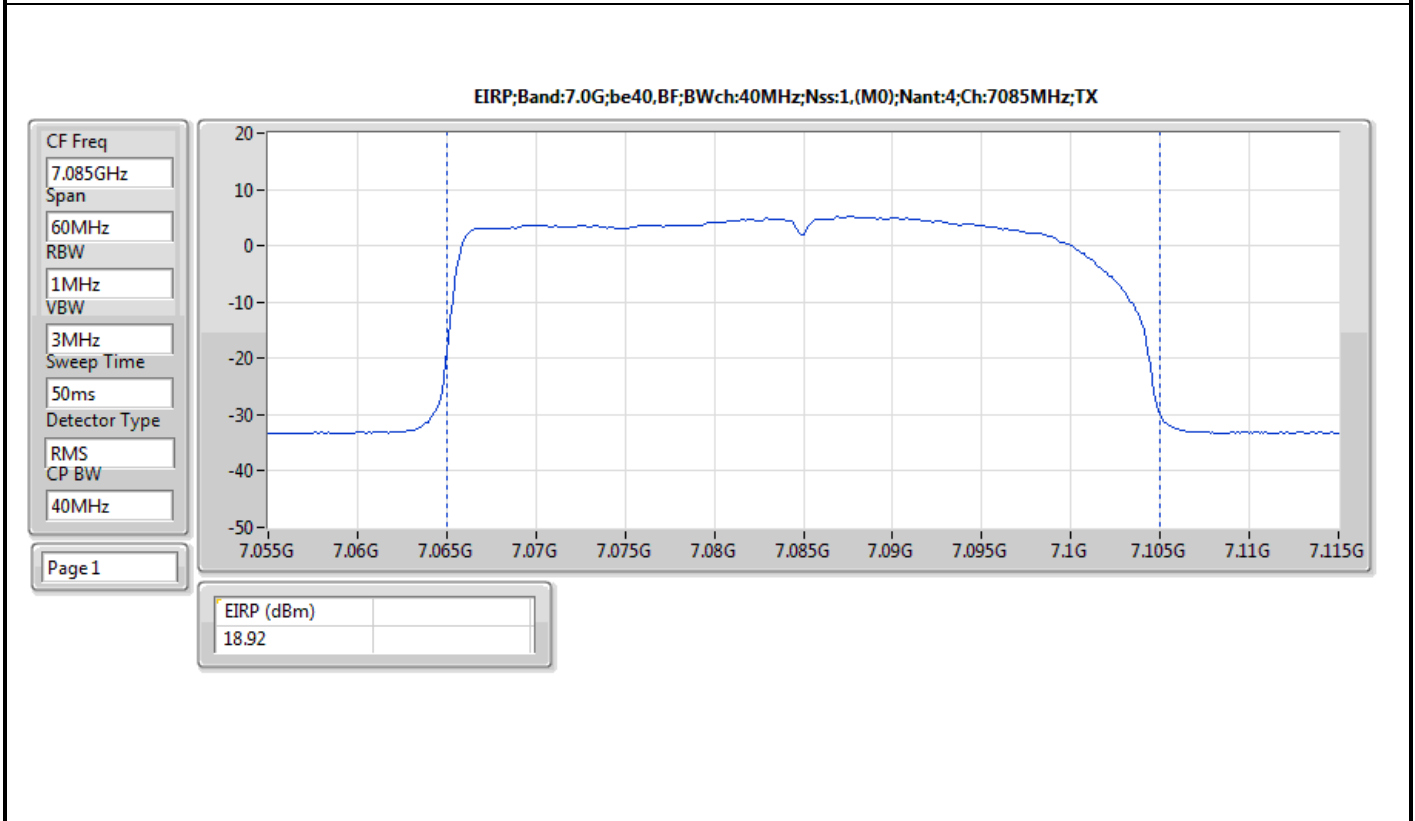
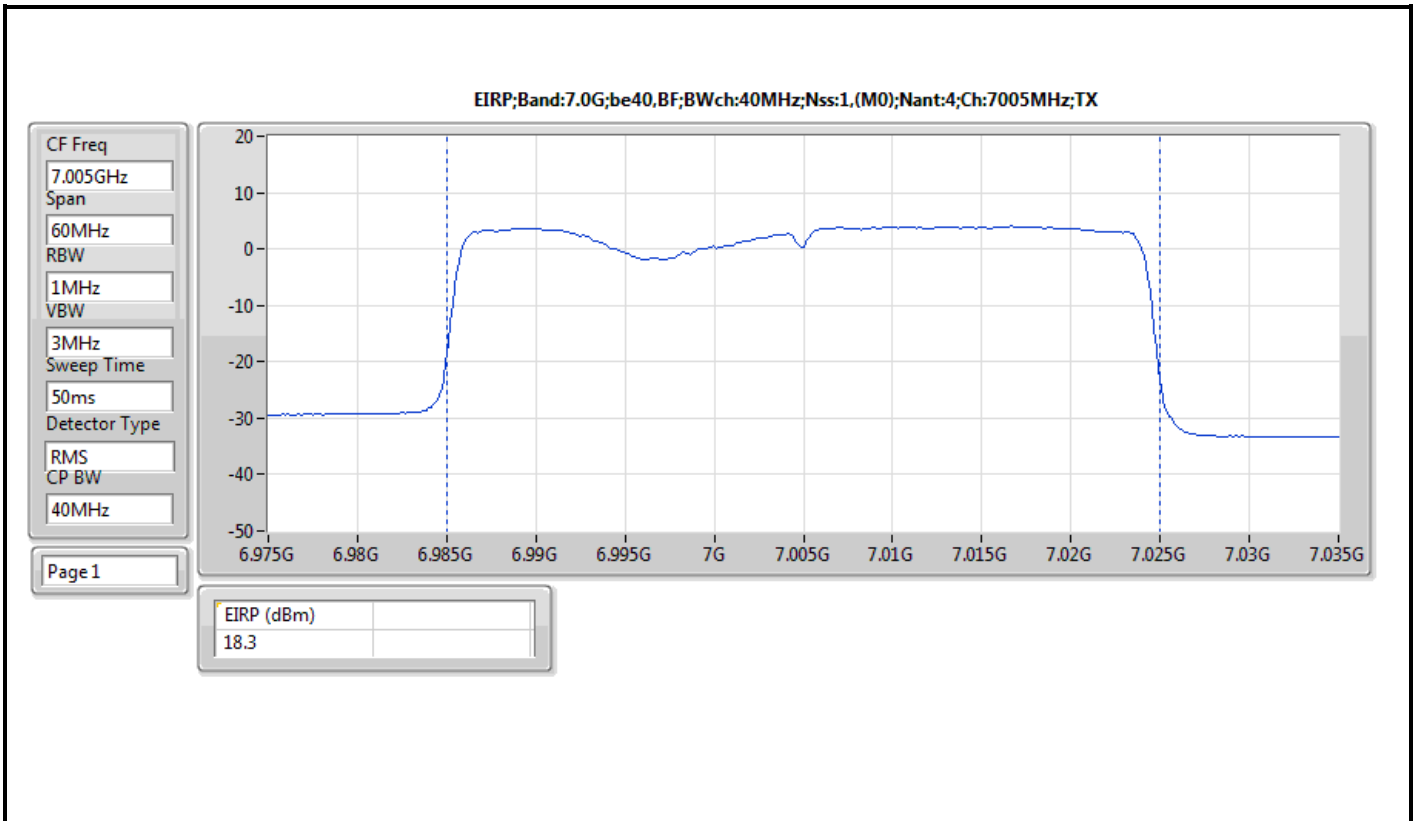


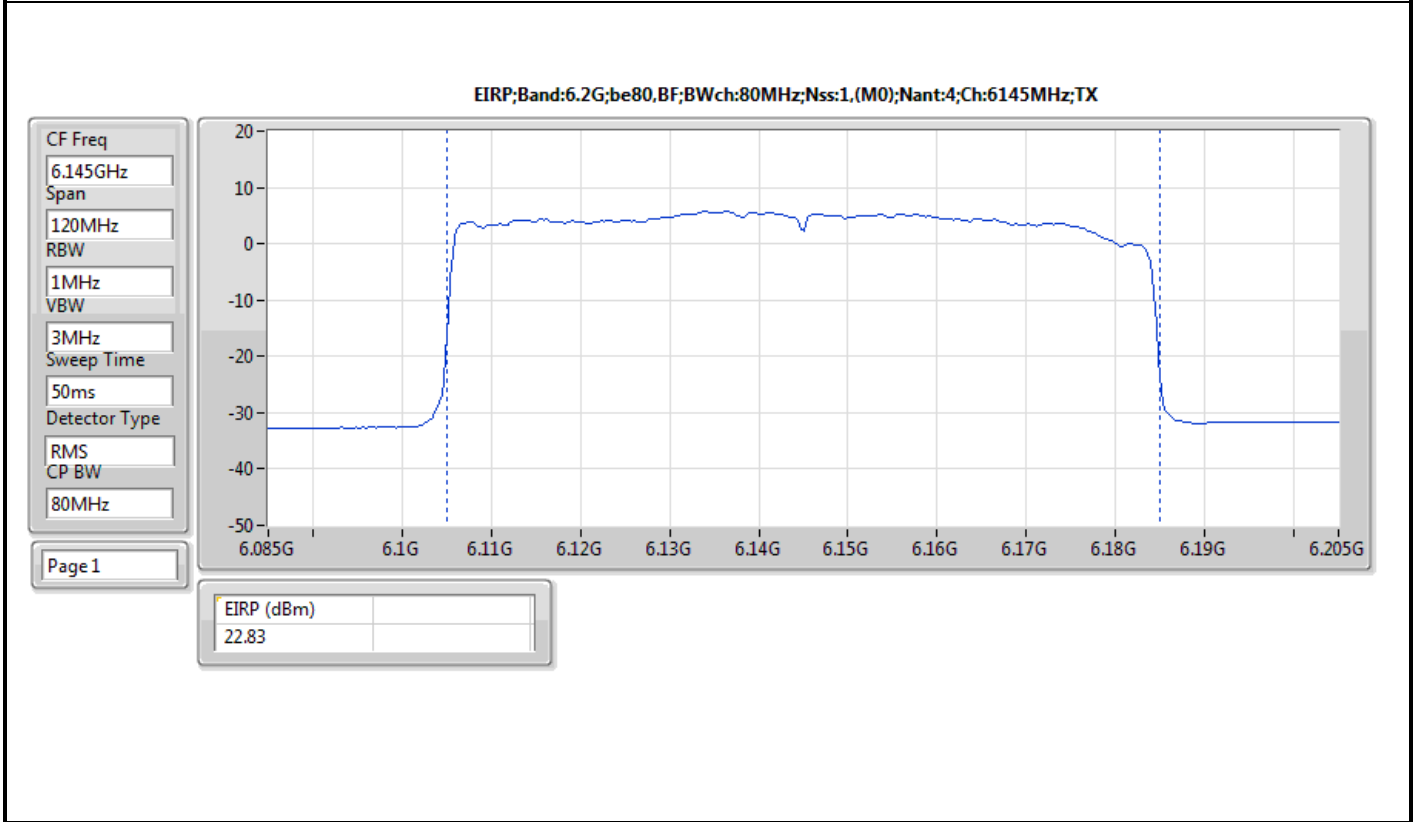
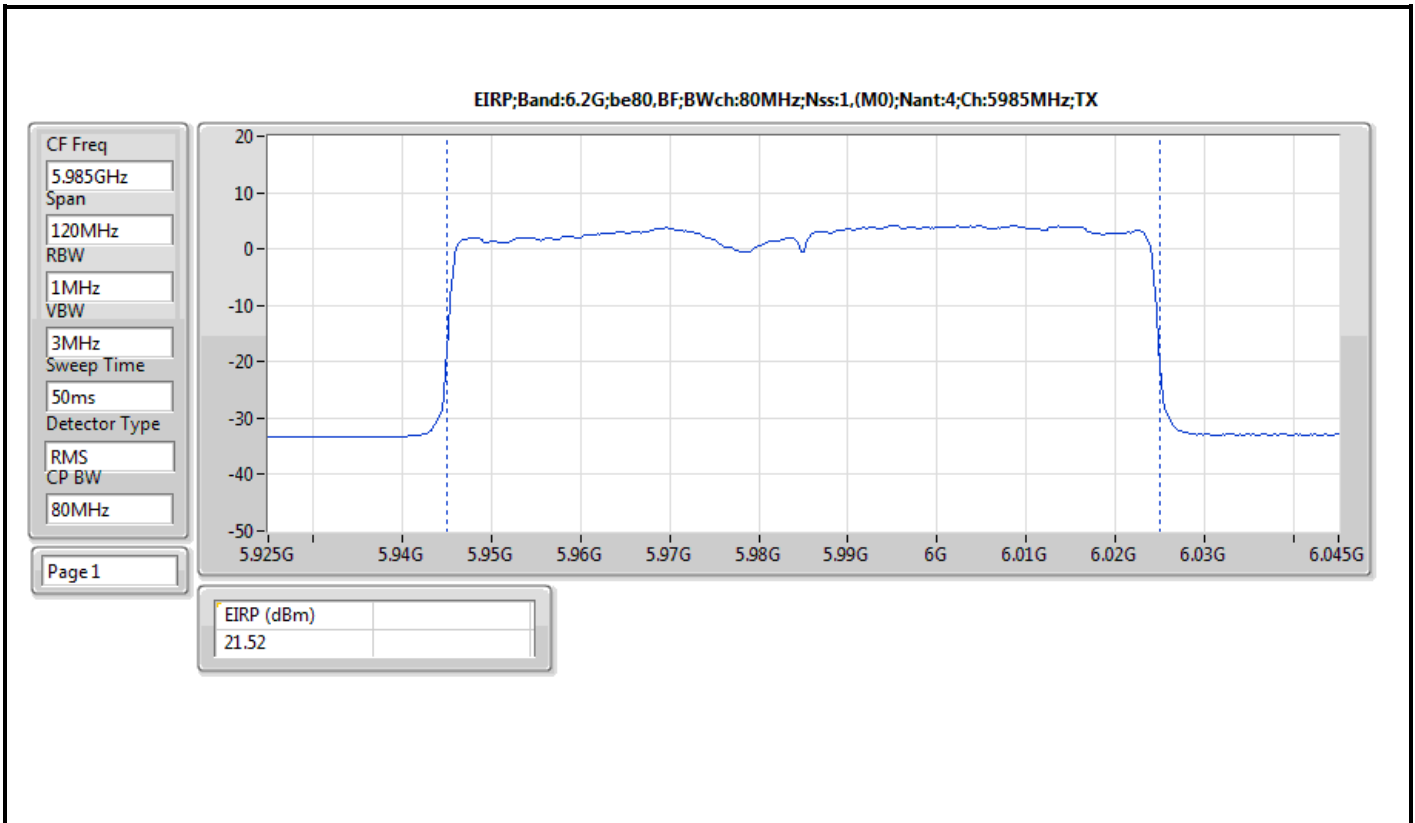


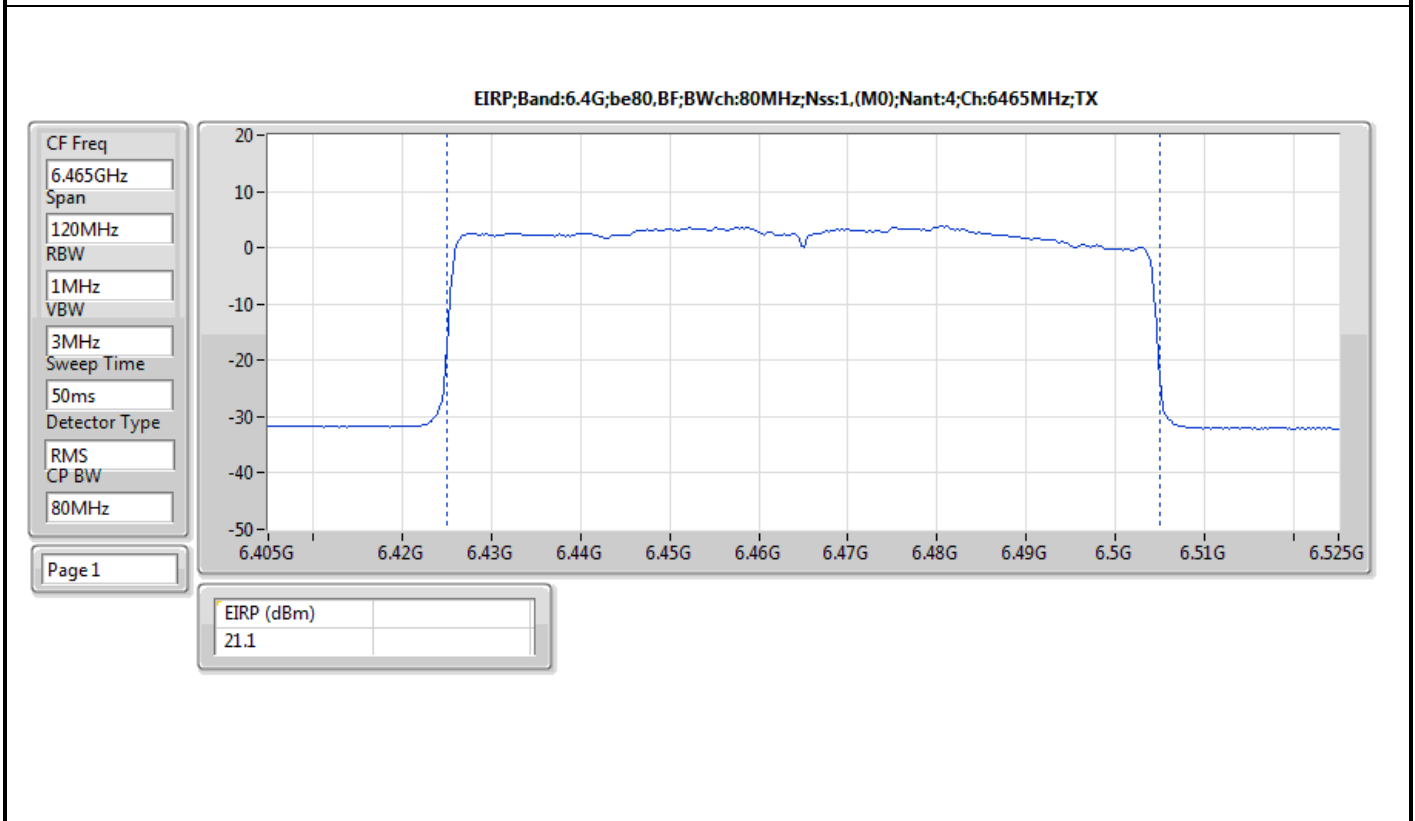
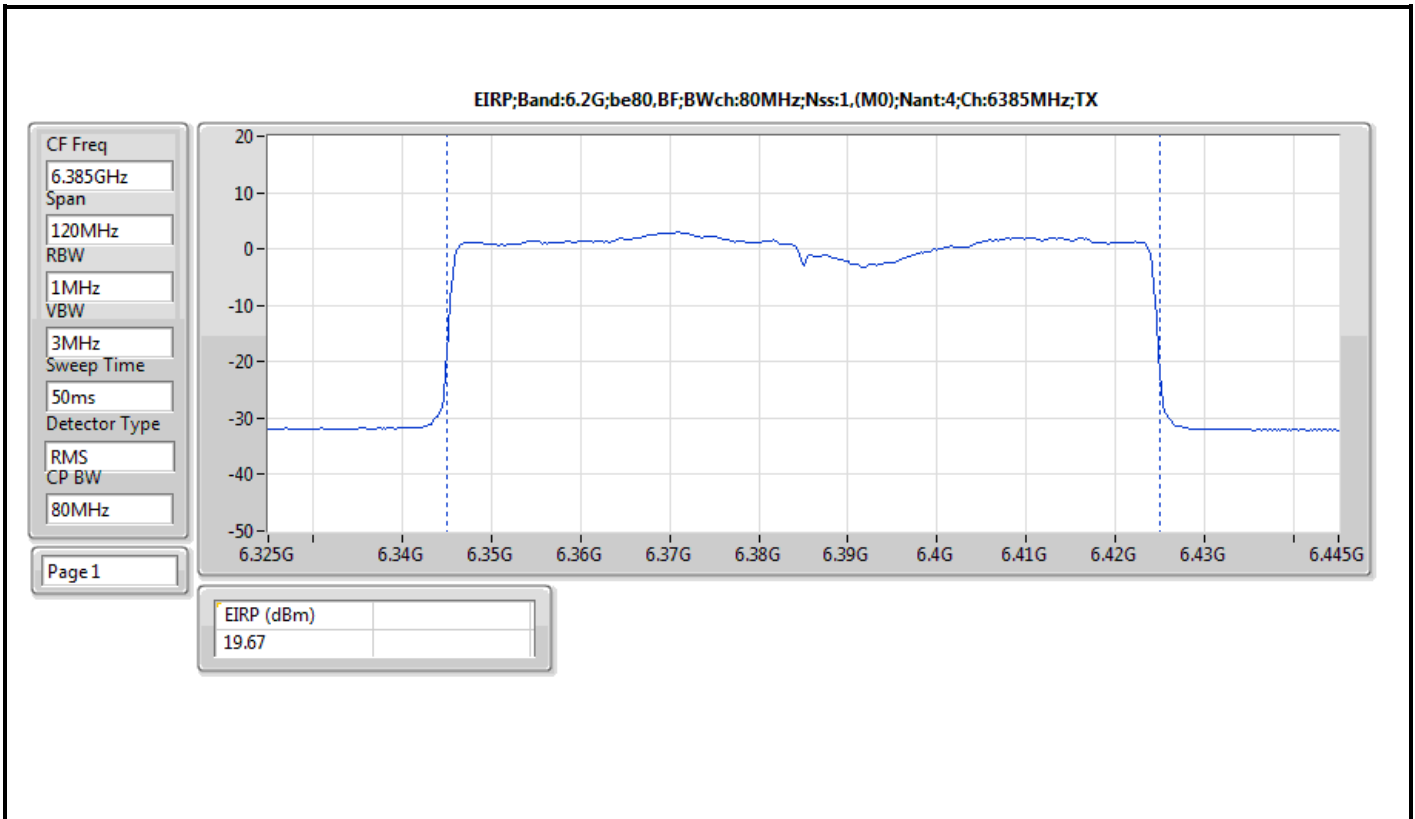


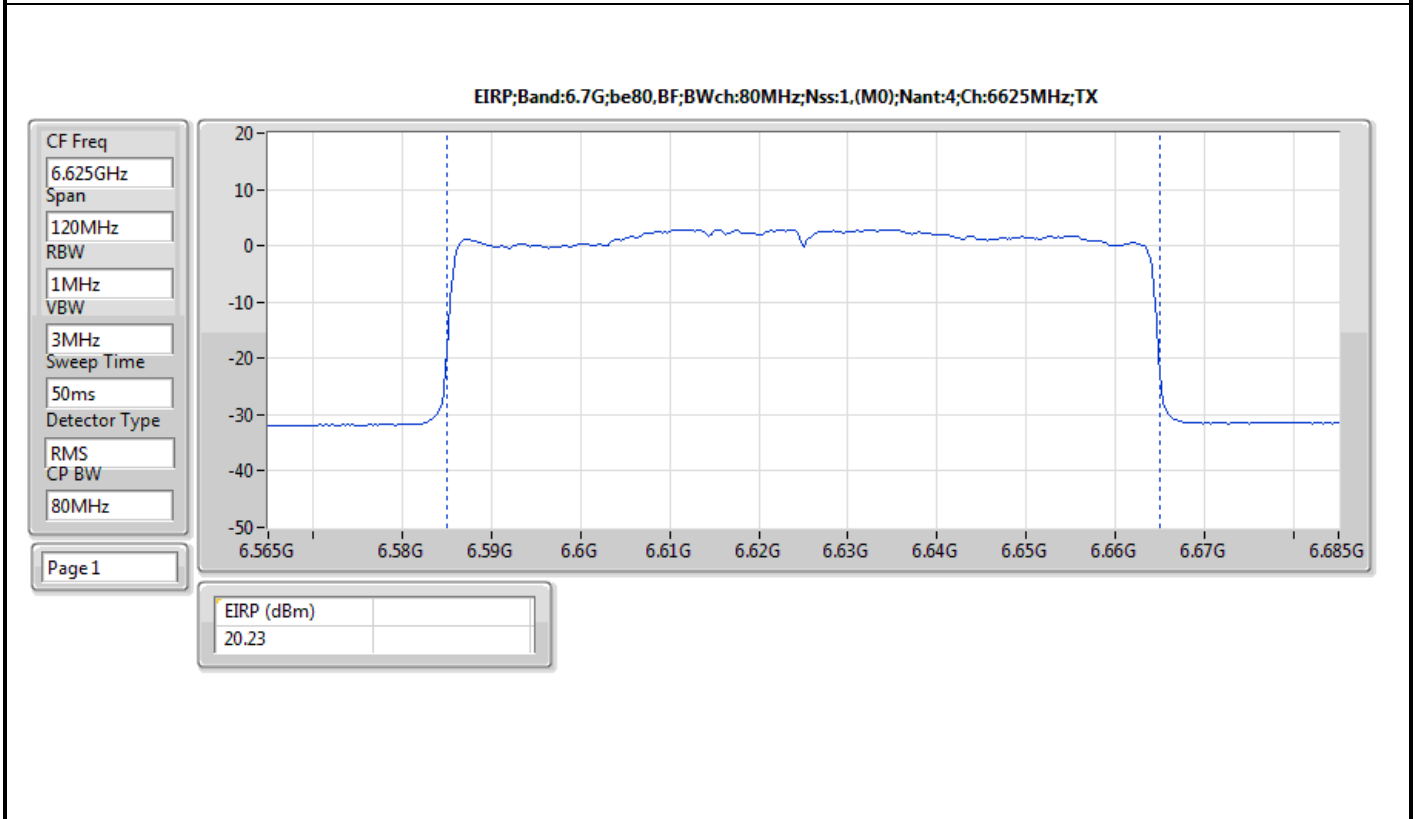
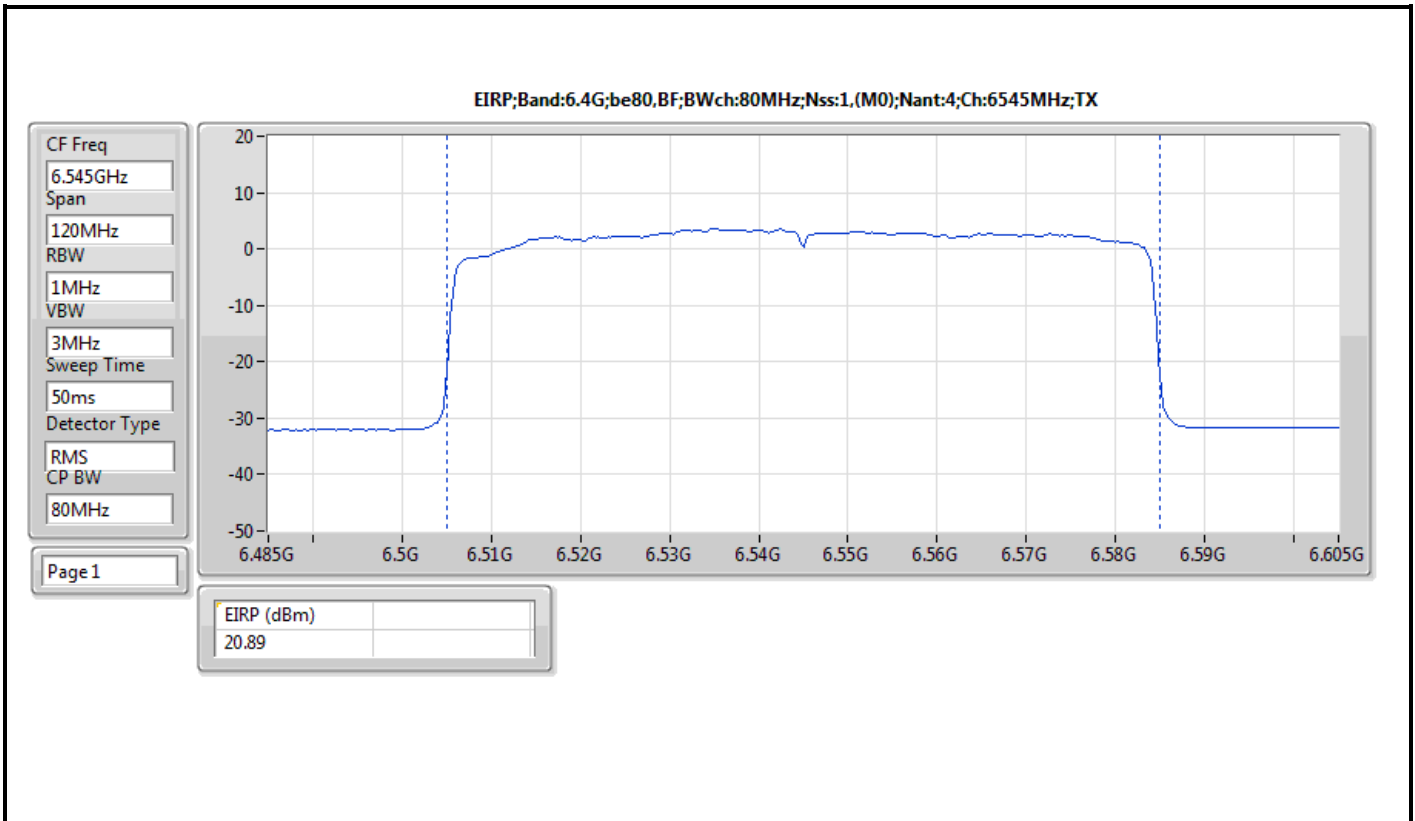


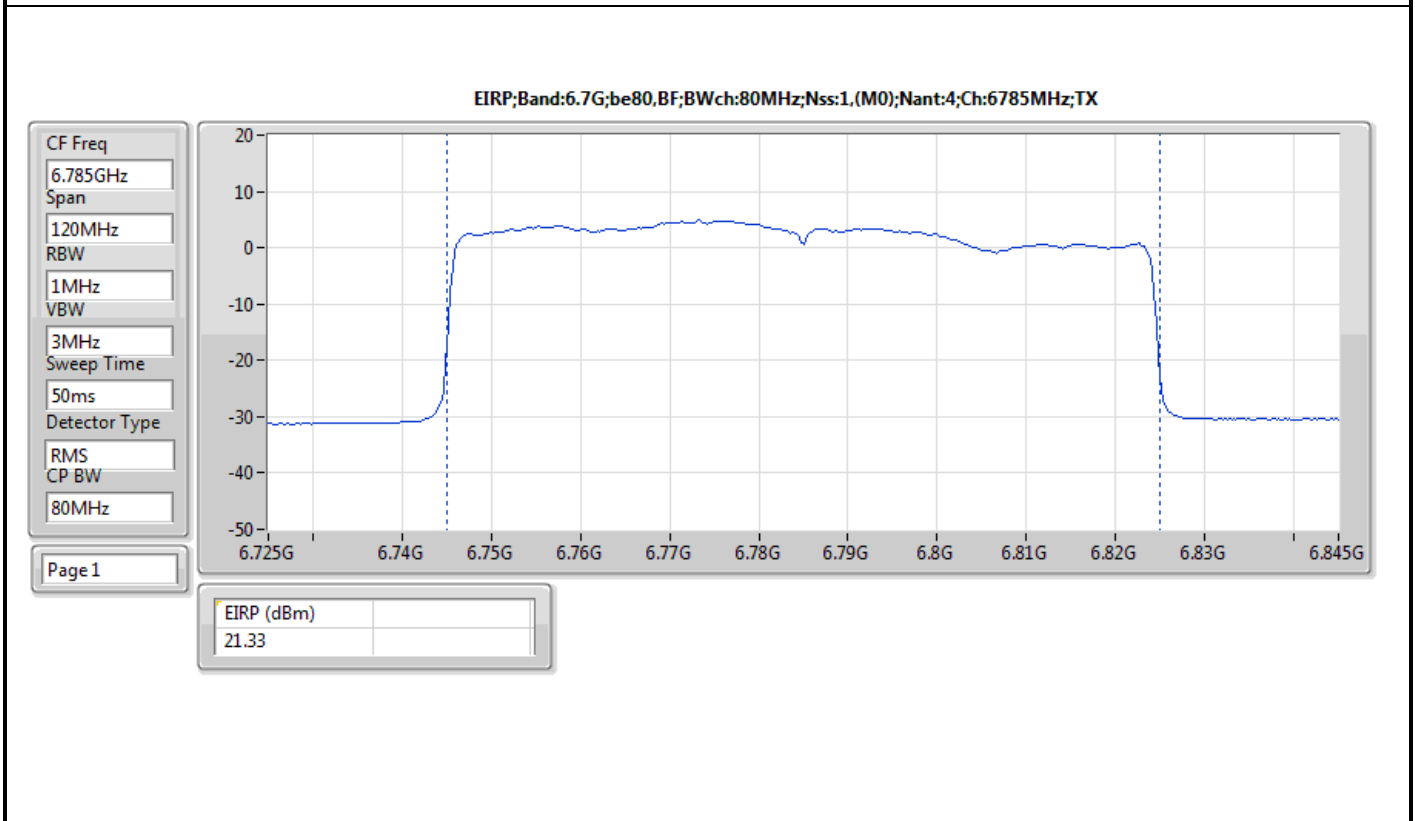
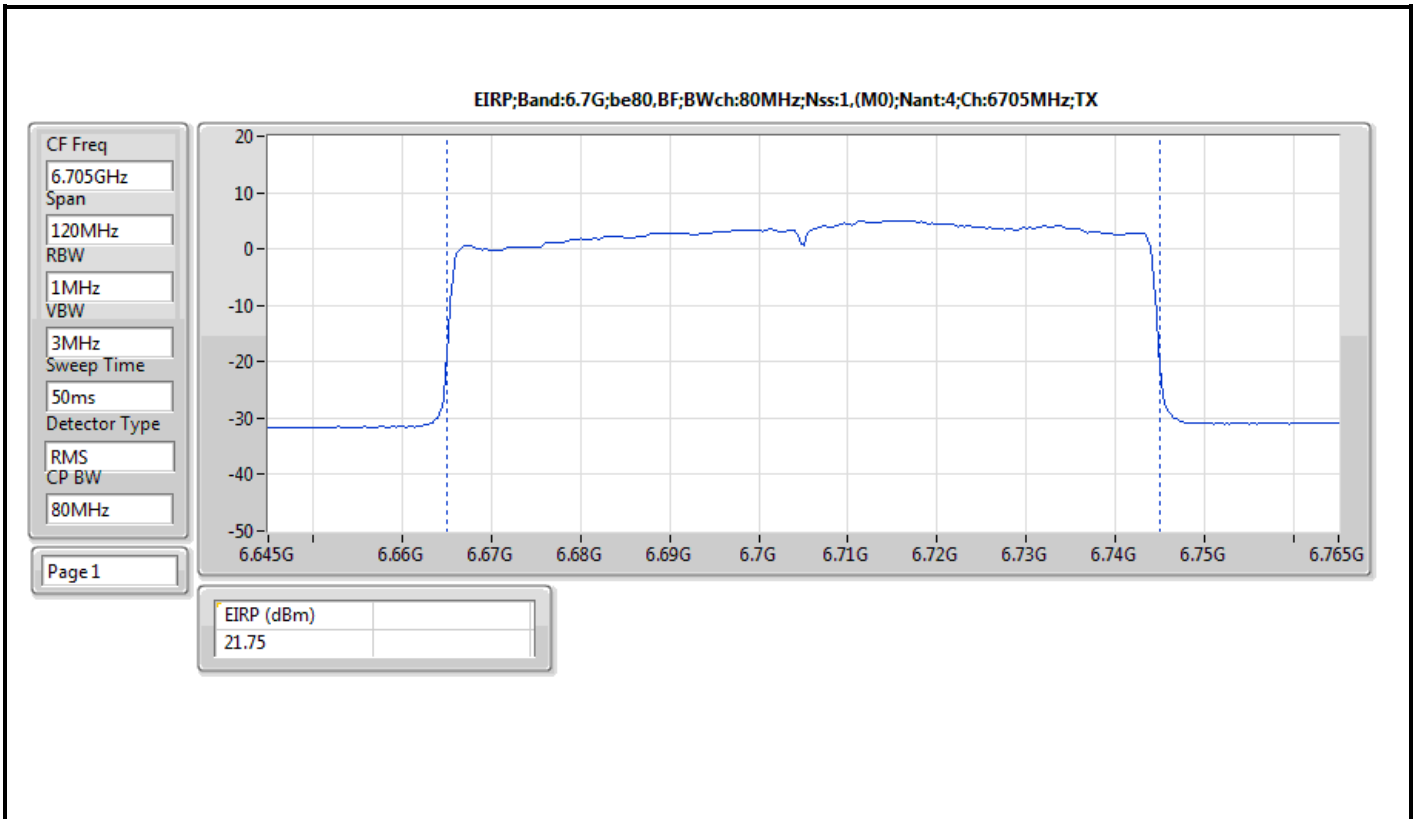


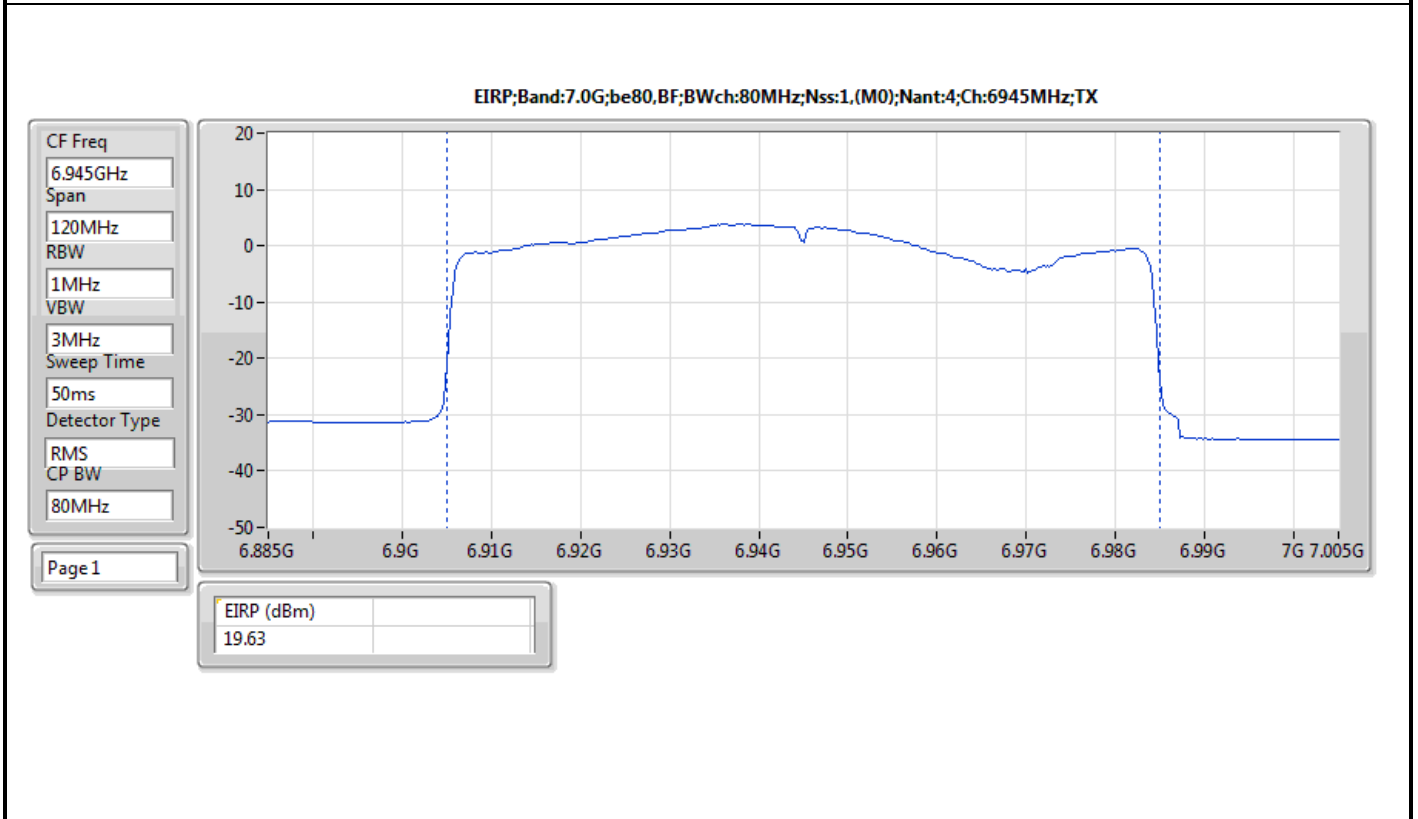
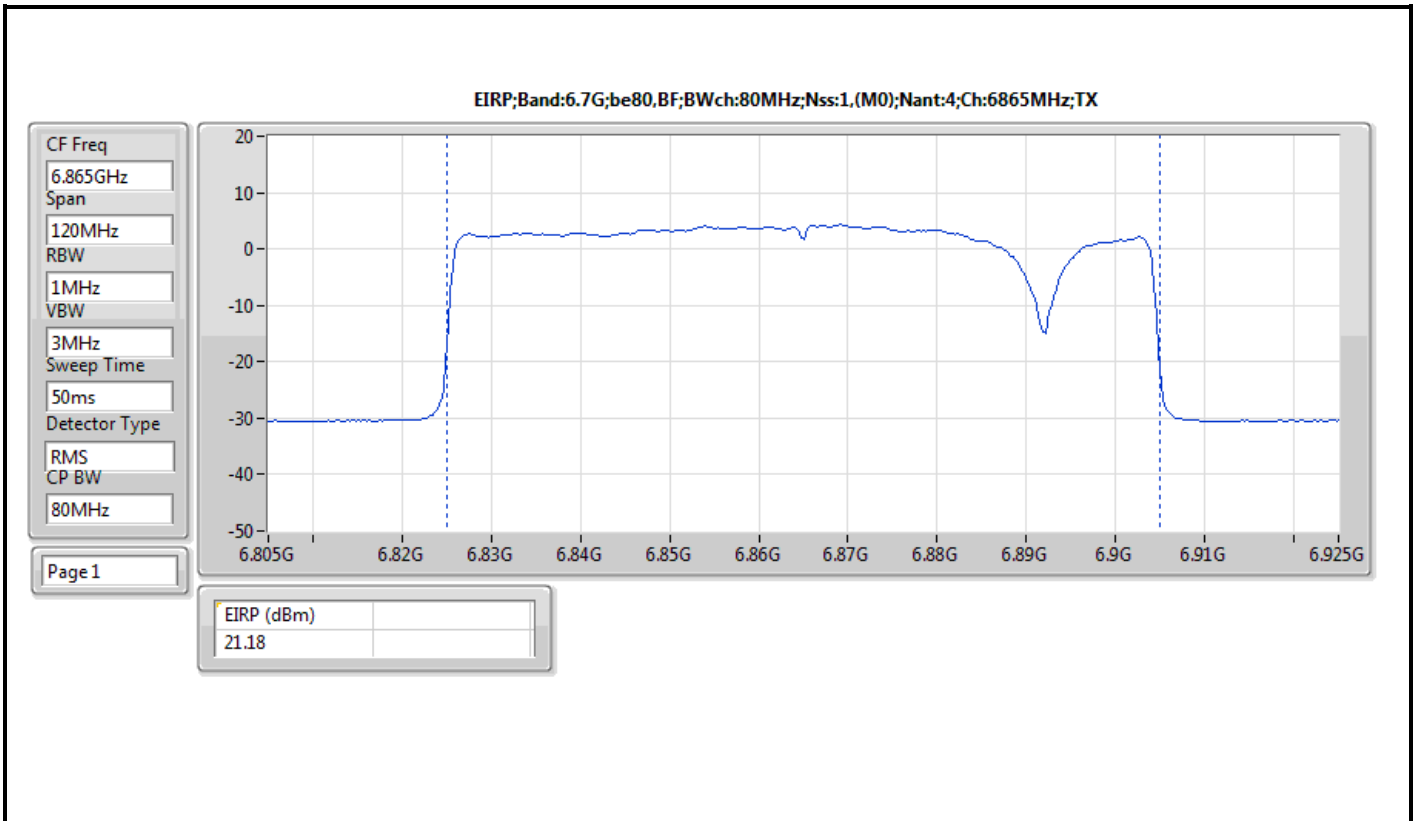


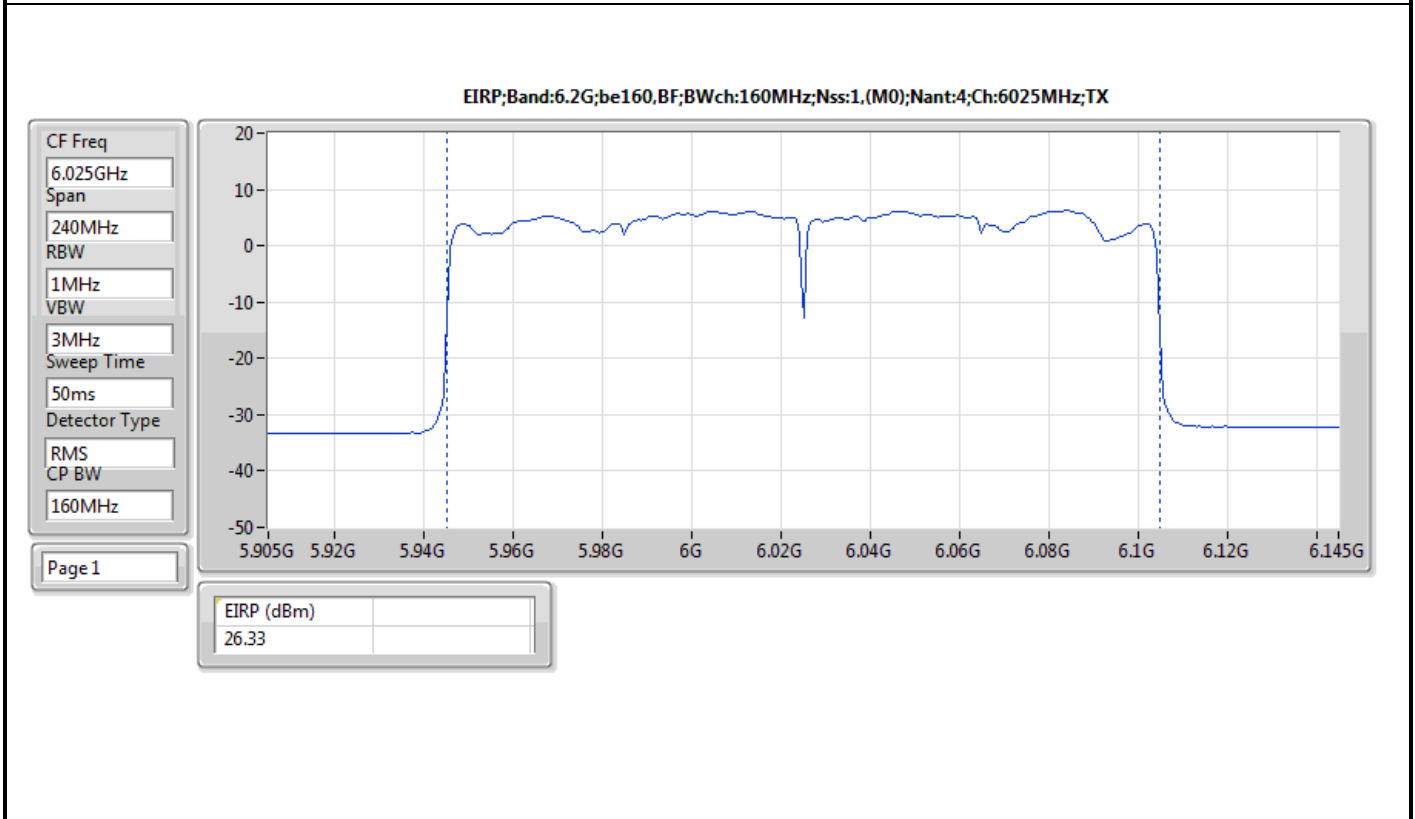
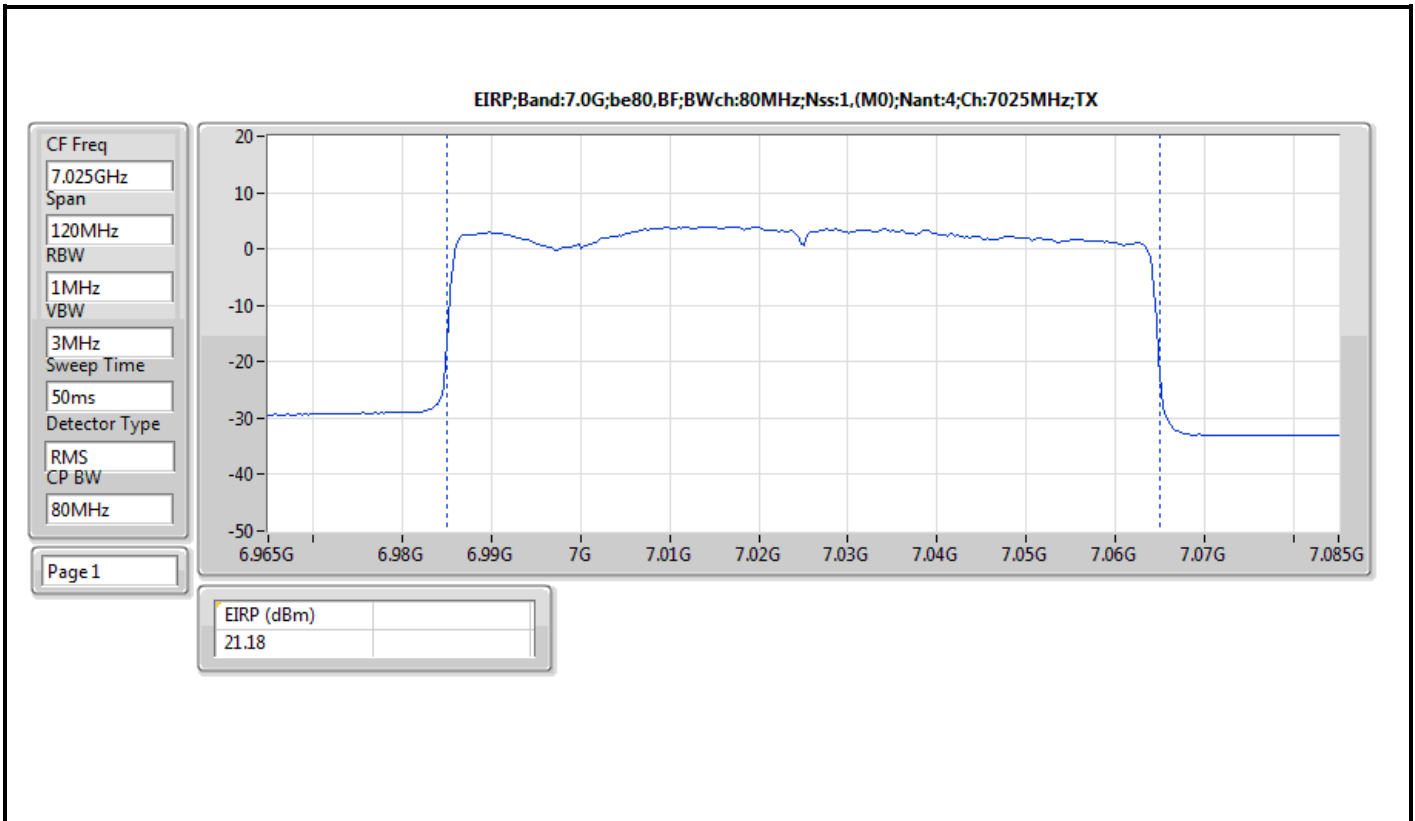


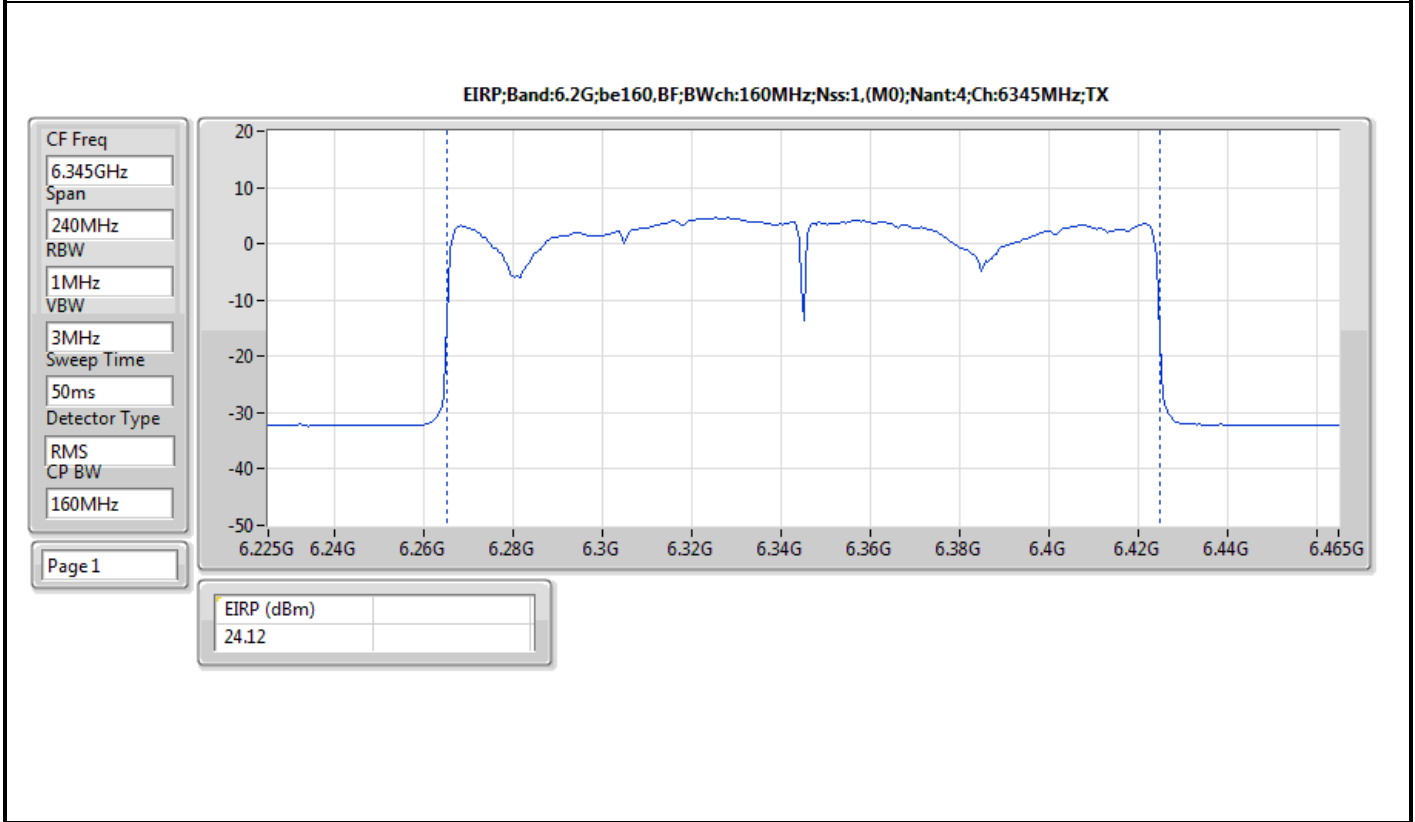
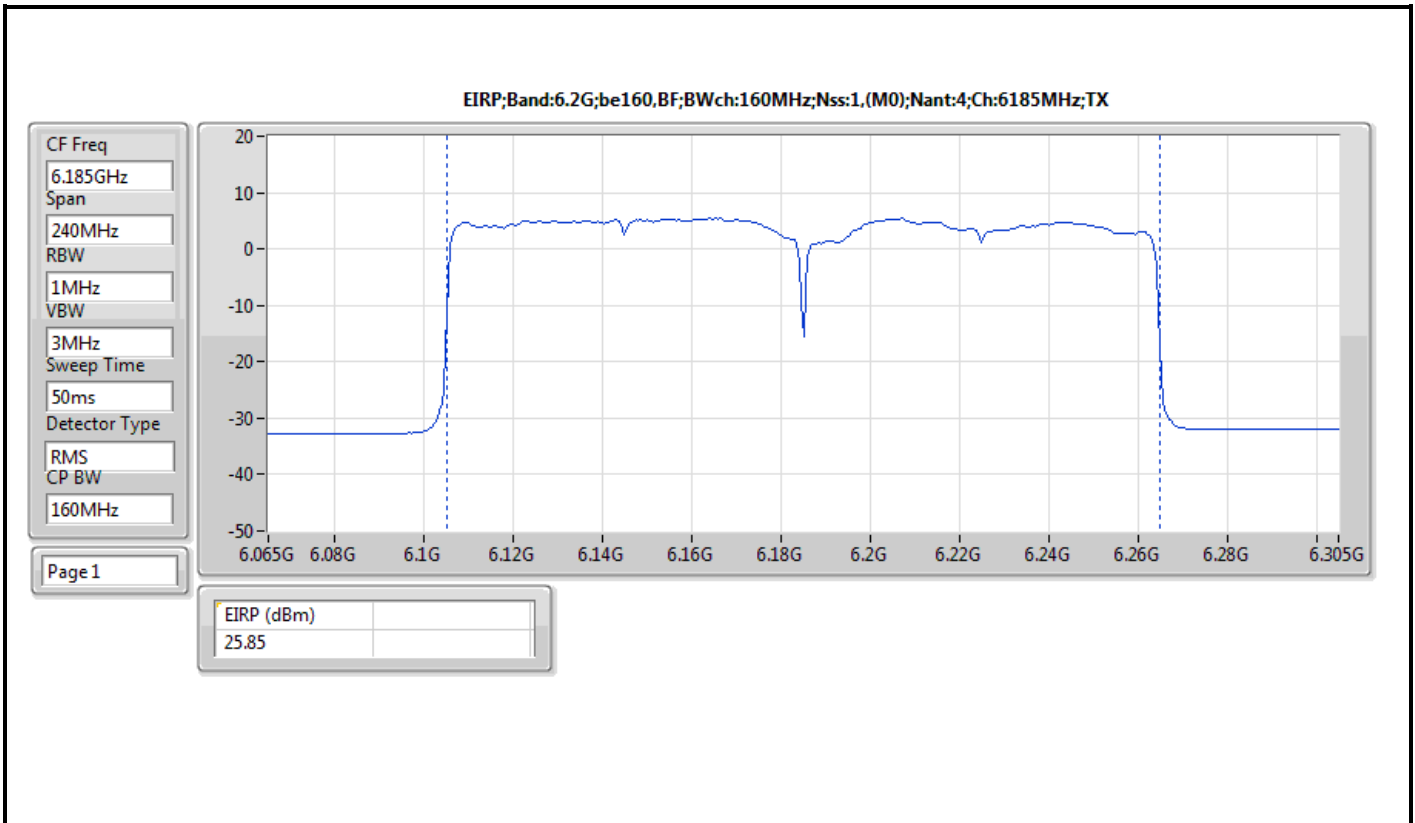


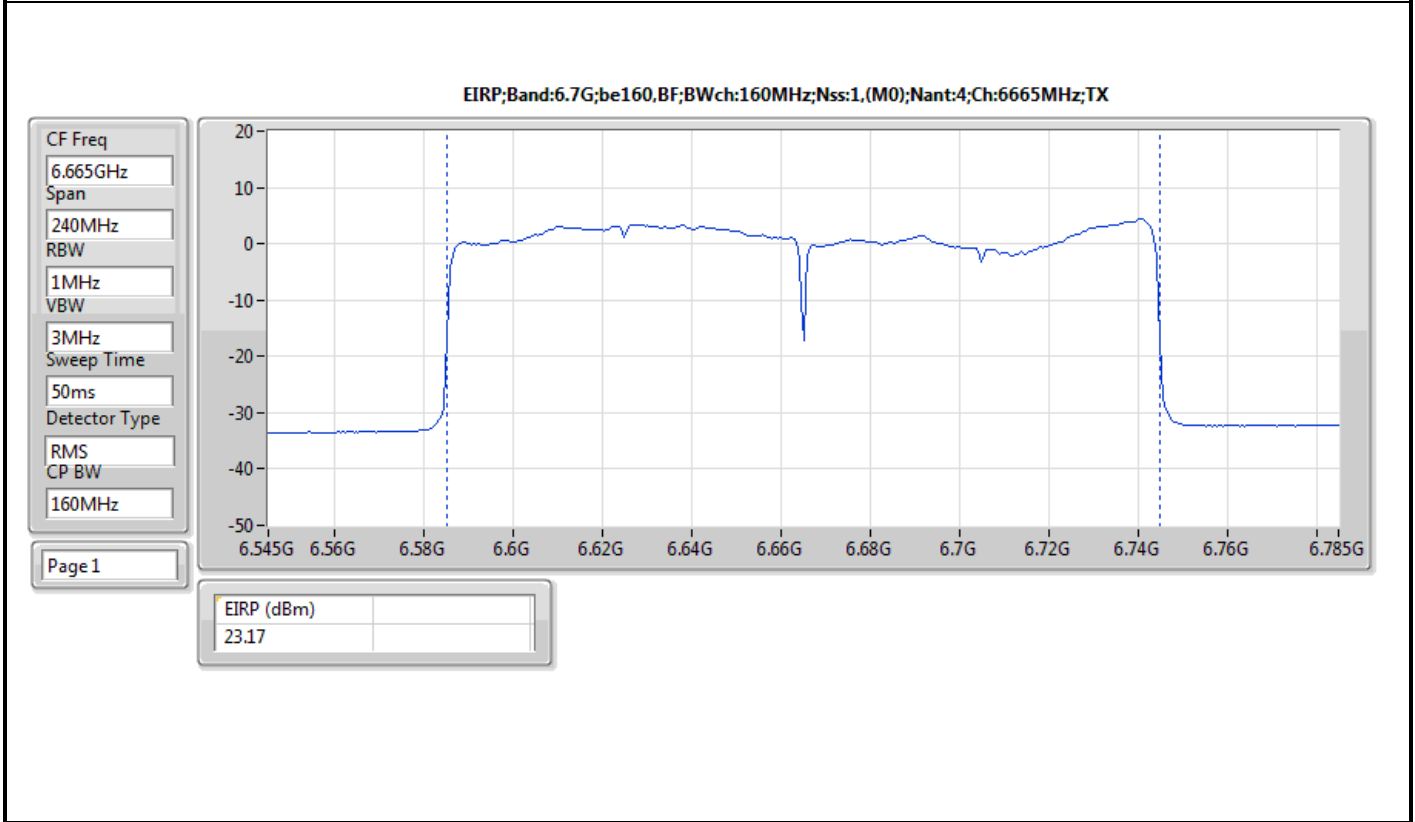
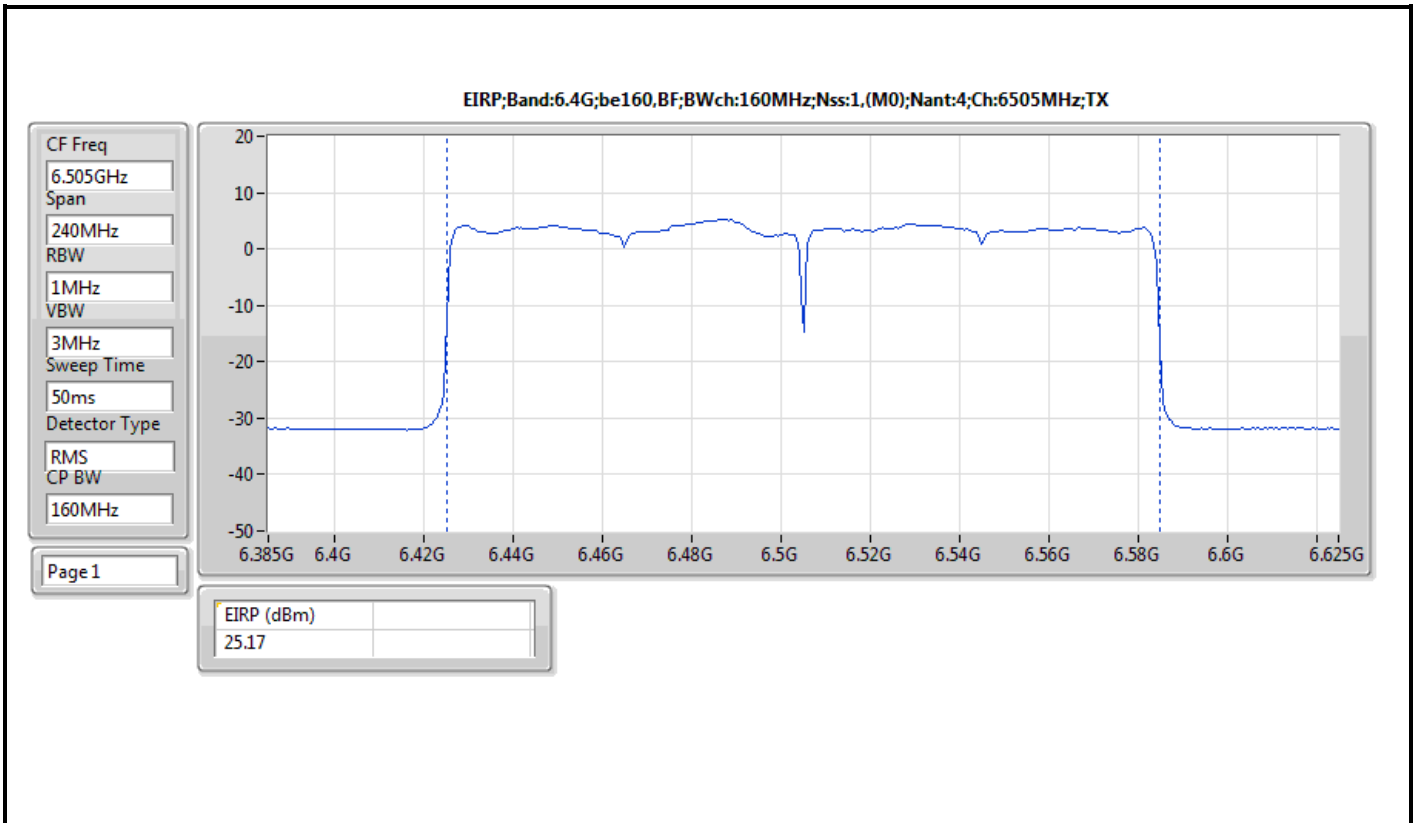


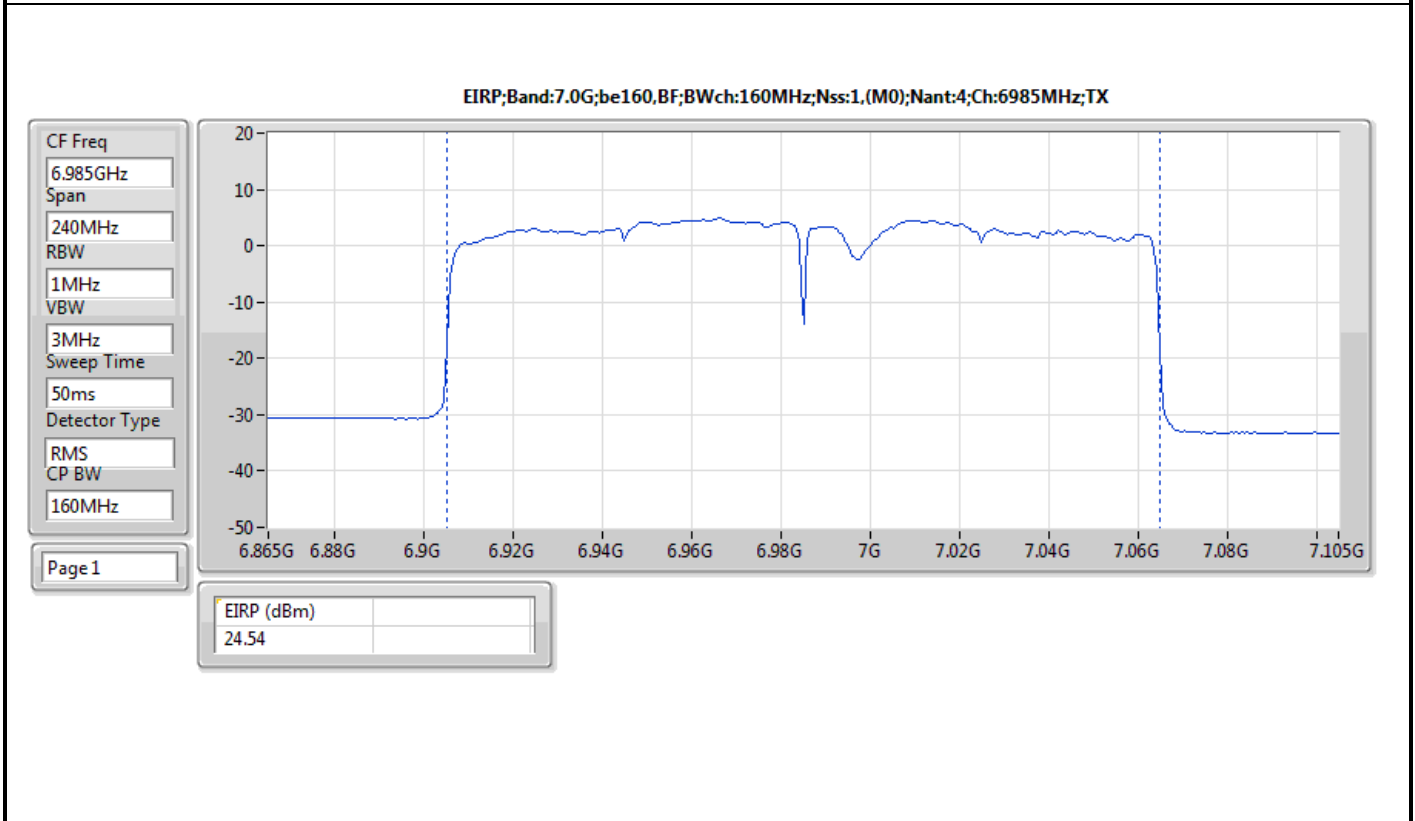
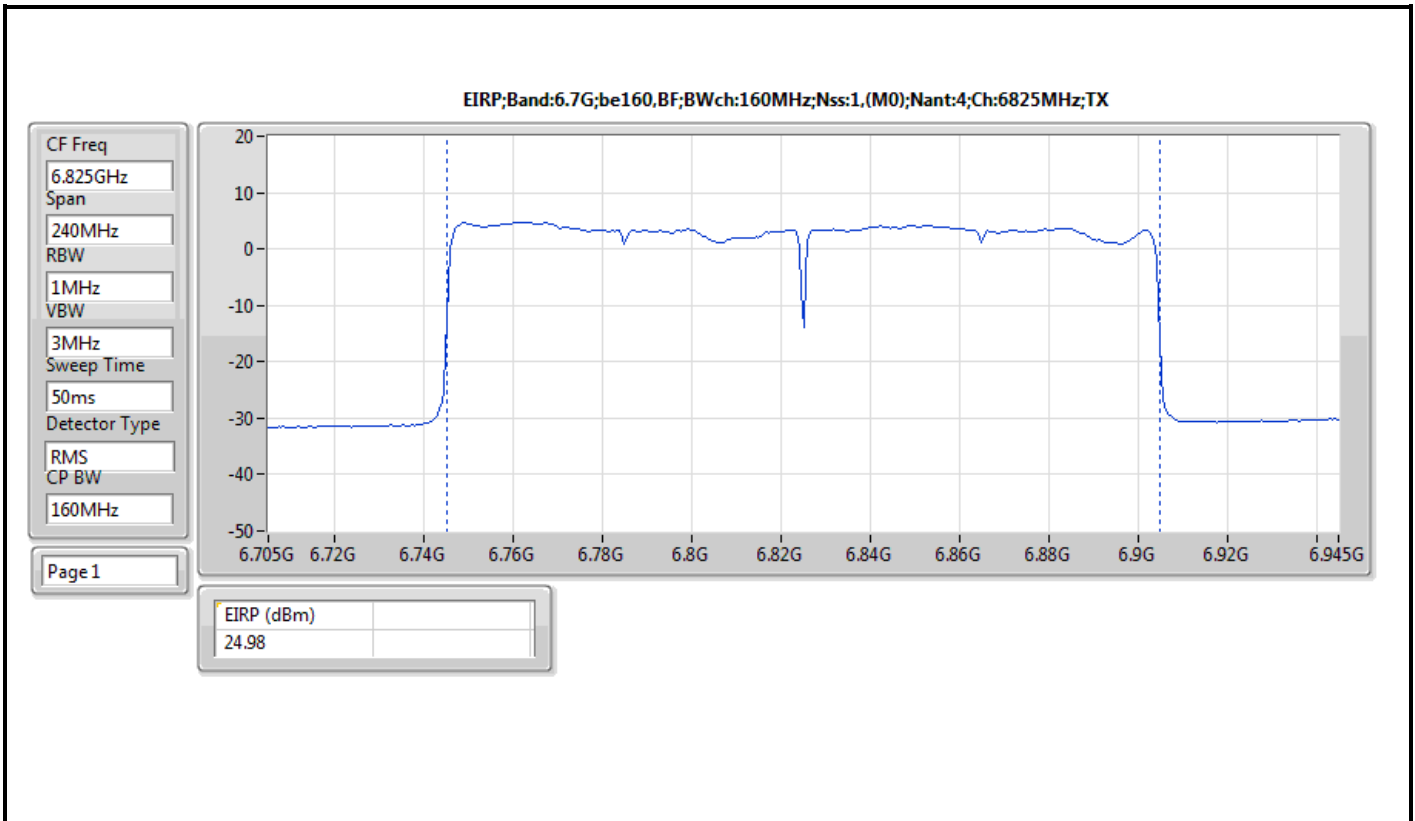


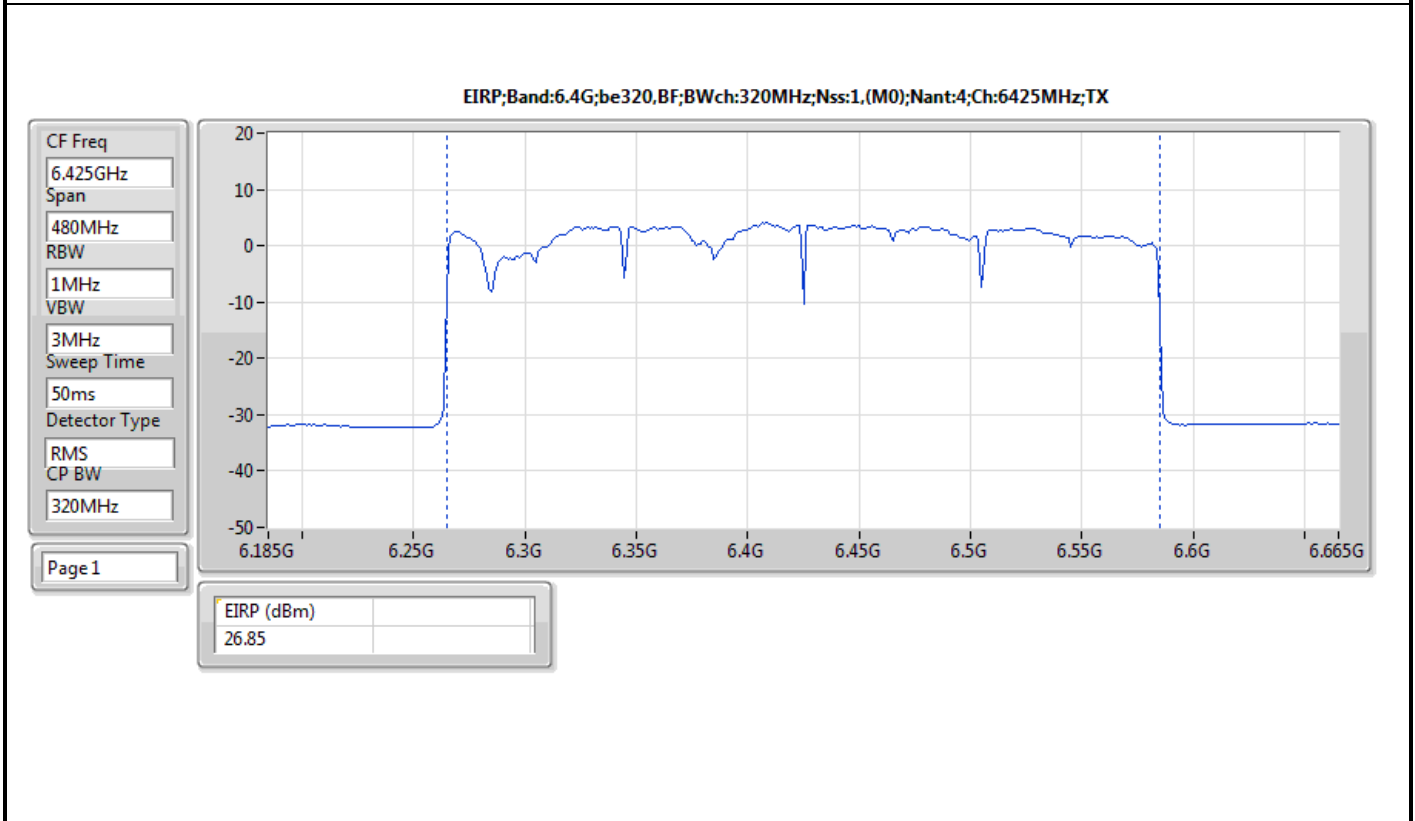
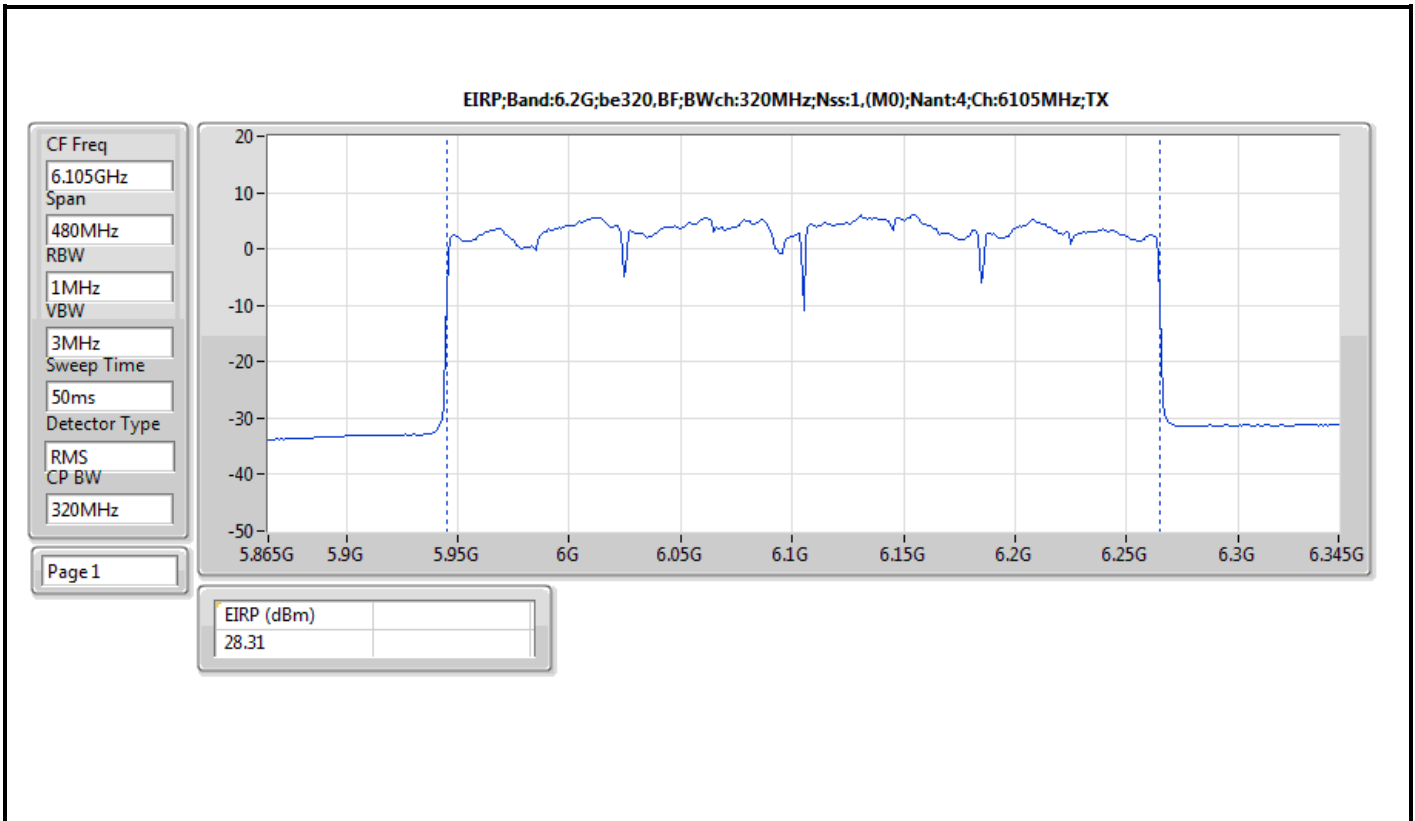


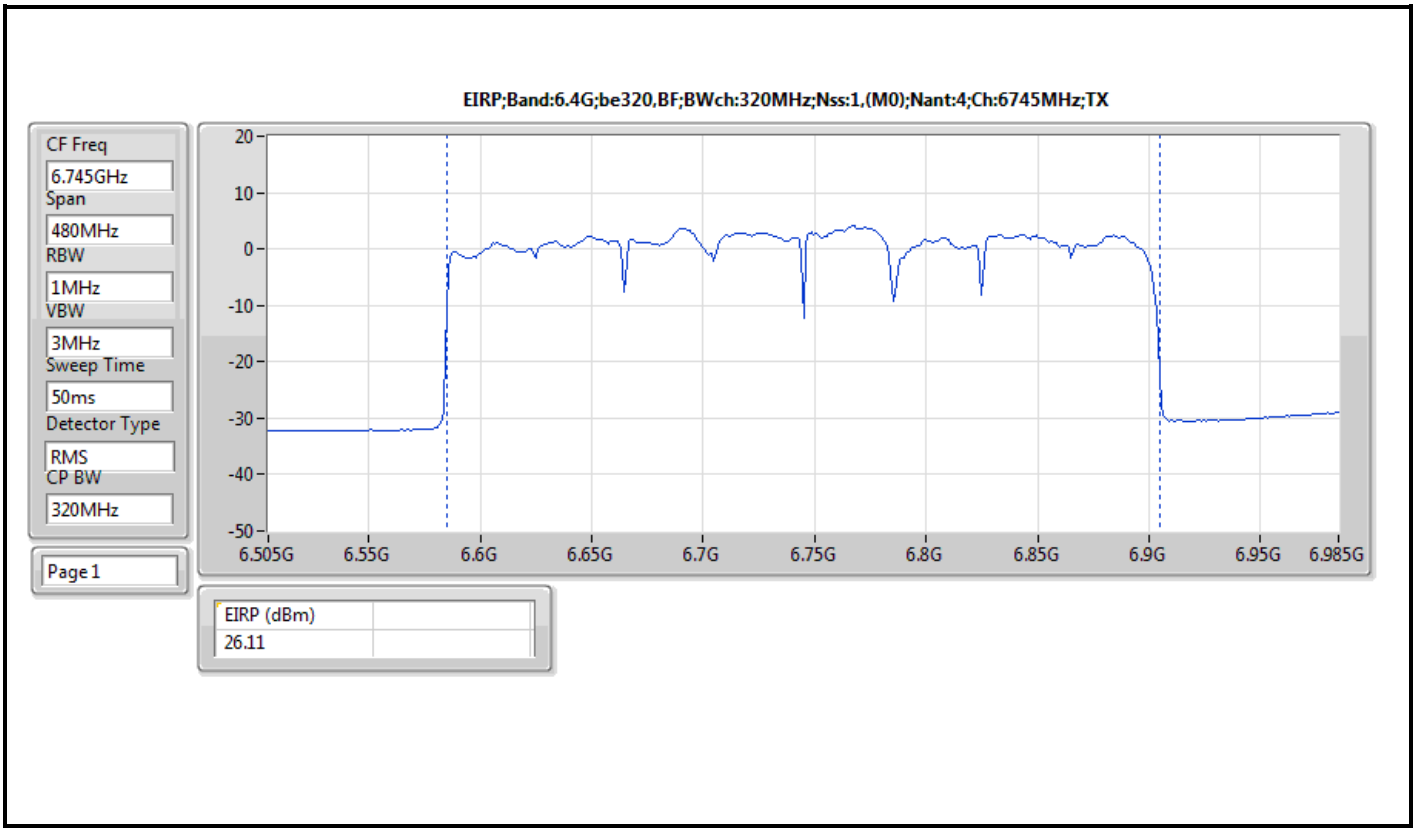












Summary

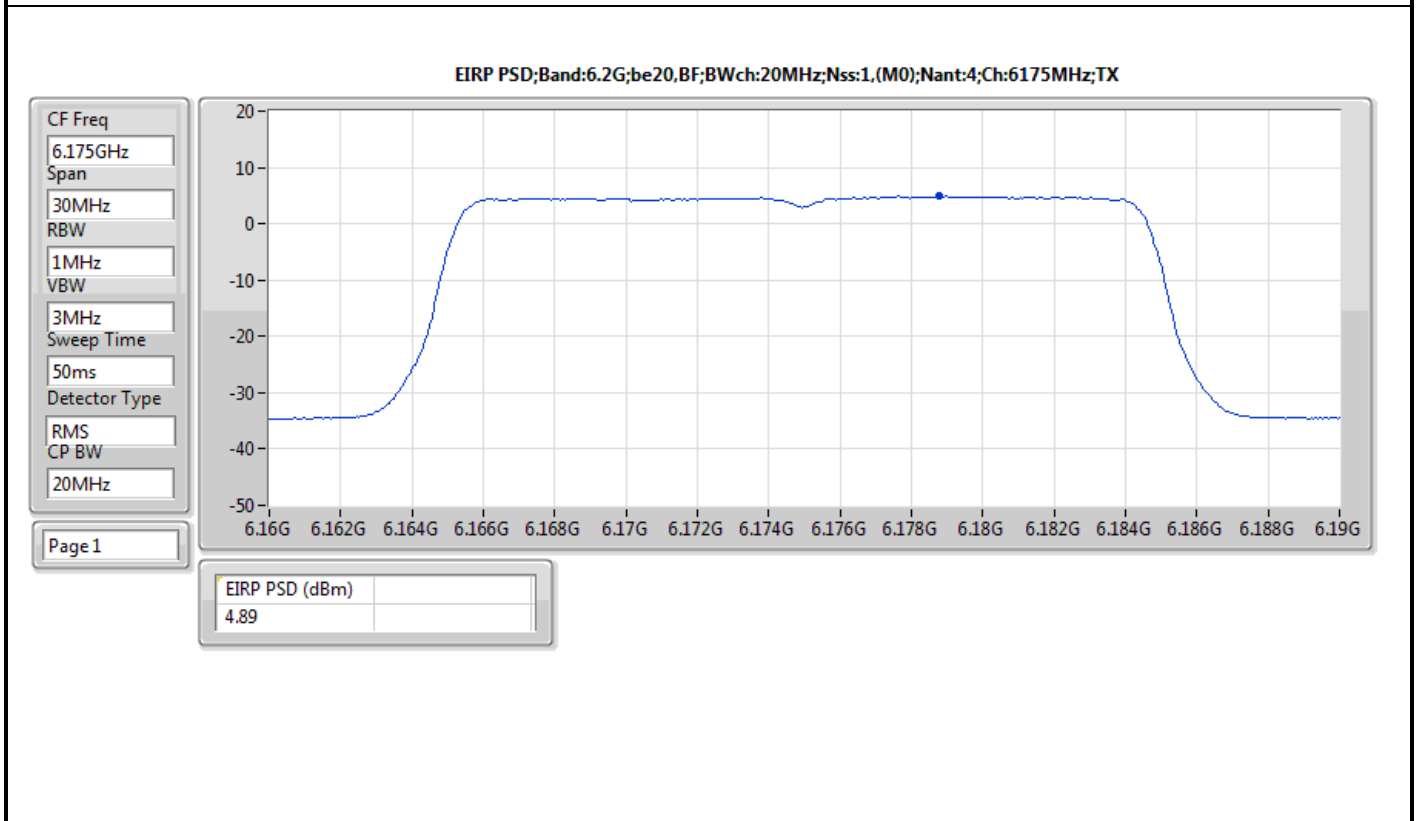
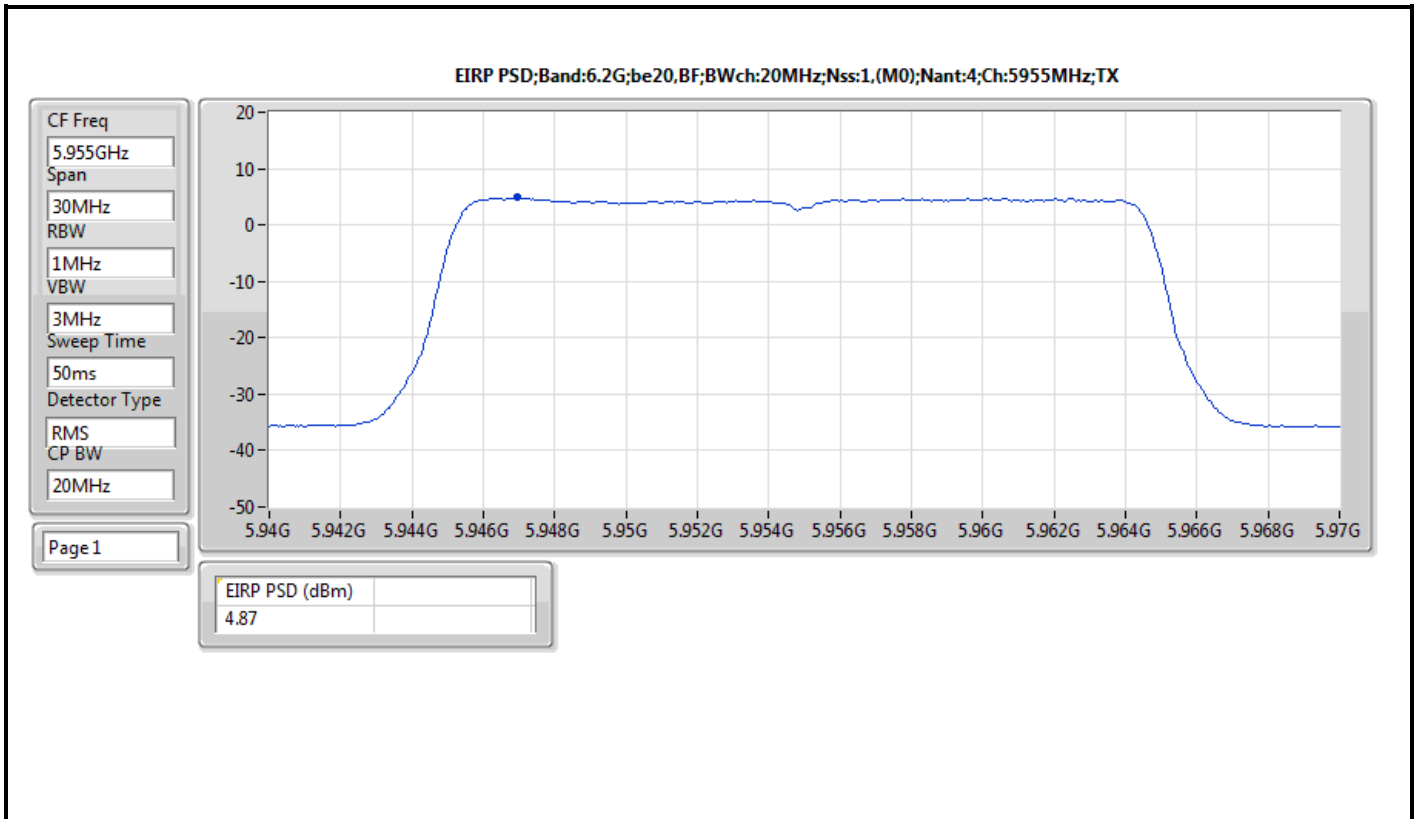
Mode	EIRP PD (dBm/RBW)
5.925-6.425GHz	-
802.11be EHT20-BF_Nss1,(MCS0)_4TX	4.92
802.11be EHT40-BF_Nss1,(MCS0)_4TX	4.97
802.11be EHT80-BF_Nss1,(MCS0)_4TX	4.99
802.11be EHT160-BF_Nss1,(MCS0)_4TX	4.90
802.11be EHT320-BF_Nss1,(MCS0)_4TX	4.92
6.425-6.525GHz	-
802.11be EHT20-BF_Nss1,(MCS0)_4TX	4.94
802.11be EHT40-BF_Nss1,(MCS0)_4TX	4.83
802.11be EHT80-BF_Nss1,(MCS0)_4TX	4.96
802.11be EHT160-BF_Nss1,(MCS0)_4TX	4.98
802.11be EHT320-BF_Nss1,(MCS0)_4TX	4.94
6.525-6.875GHz	-
802.11be EHT20-BF_Nss1,(MCS0)_4TX	4.97
802.11be EHT40-BF_Nss1,(MCS0)_4TX	4.98
802.11be EHT80-BF_Nss1,(MCS0)_4TX	4.99
802.11be EHT160-BF_Nss1,(MCS0)_4TX	4.99
802.11be EHT320-BF_Nss1,(MCS0)_4TX	4.98
6.875-7.125GHz	-
802.11be EHT20-BF_Nss1,(MCS0)_4TX	4.99
802.11be EHT40-BF_Nss1,(MCS0)_4TX	4.96
802.11be EHT80-BF_Nss1,(MCS0)_4TX	4.95
802.11be EHT160-BF_Nss1,(MCS0)_4TX	4.99

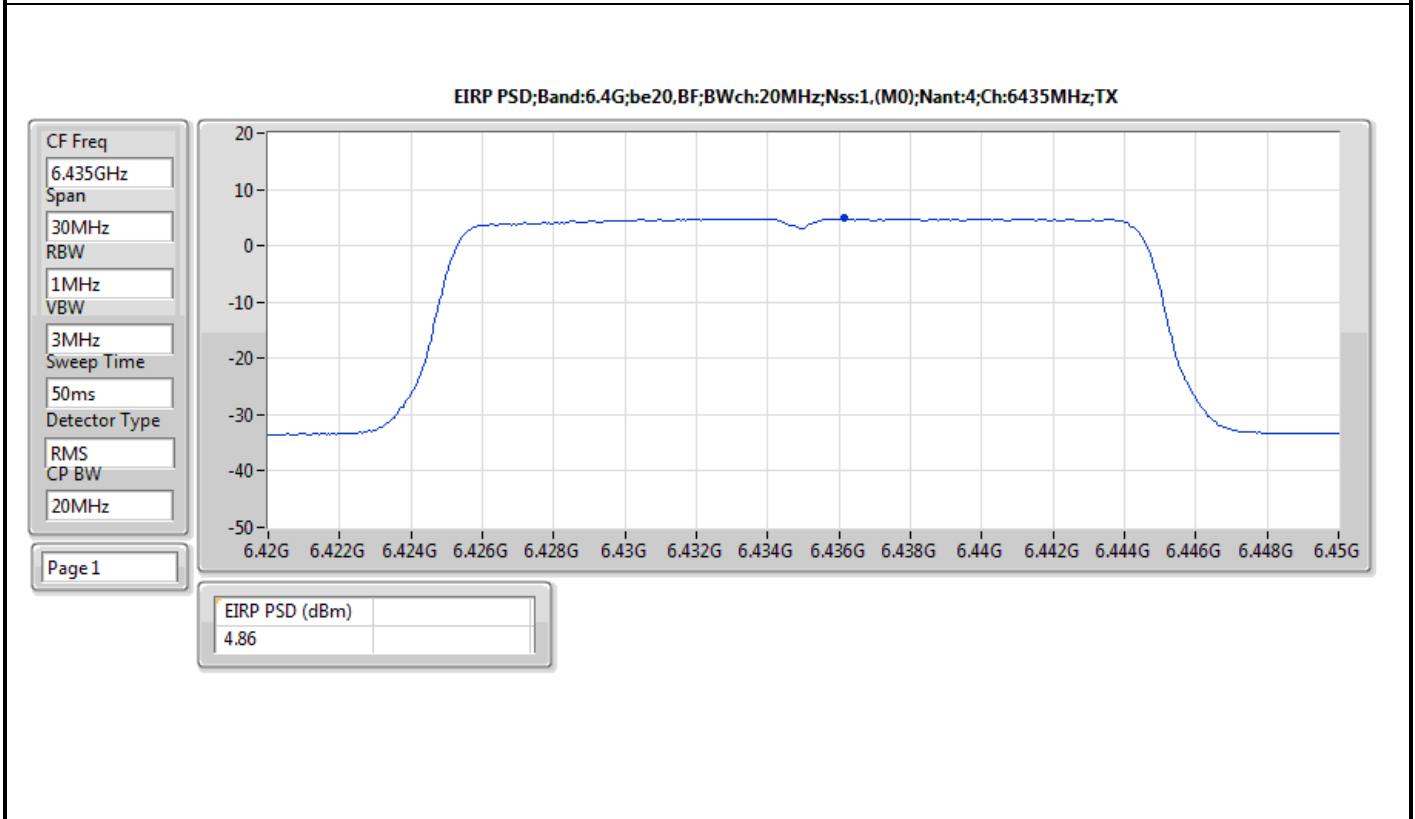
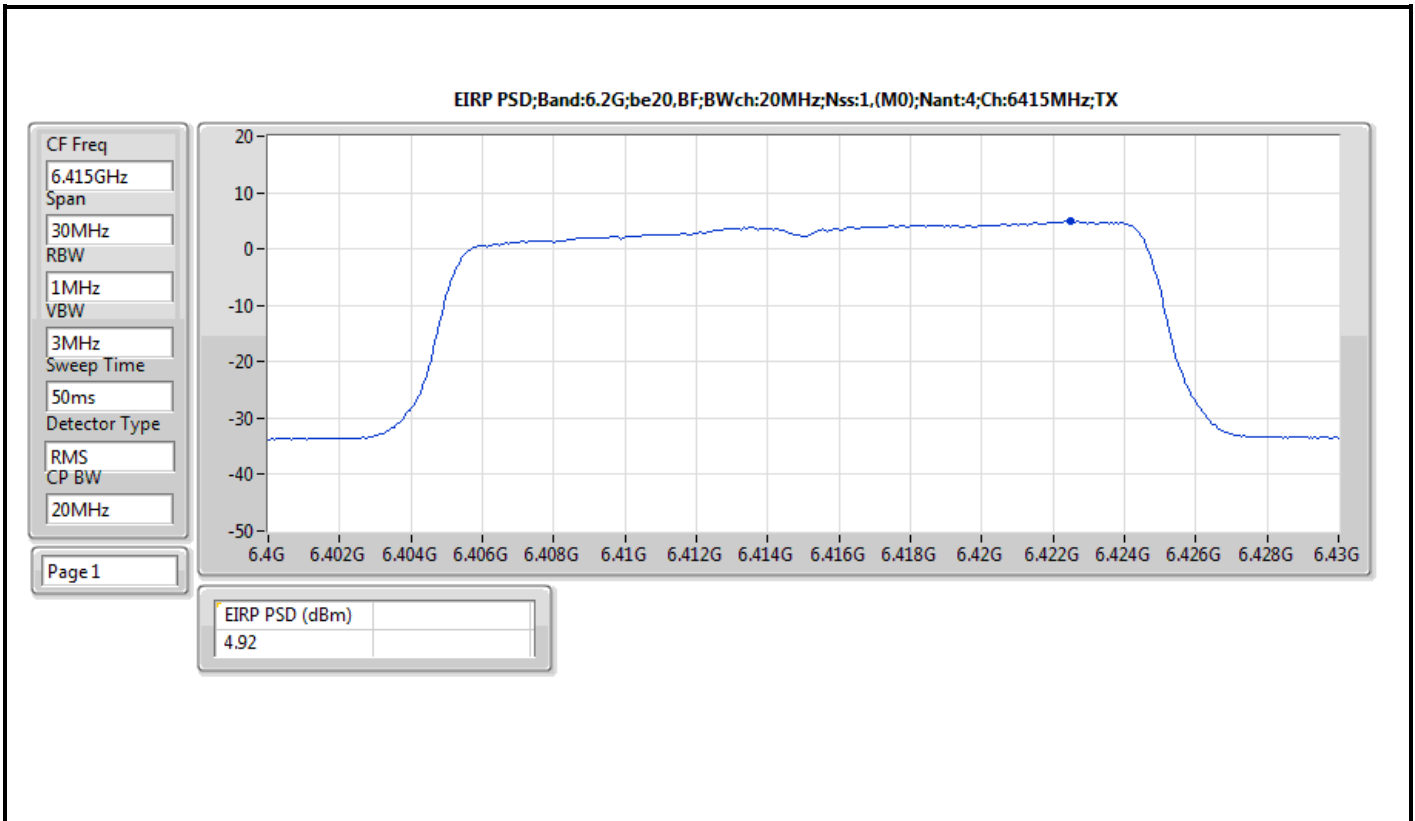
RBW = 500kHz for 5.725-5.85GHz band / 1MHz for other band;

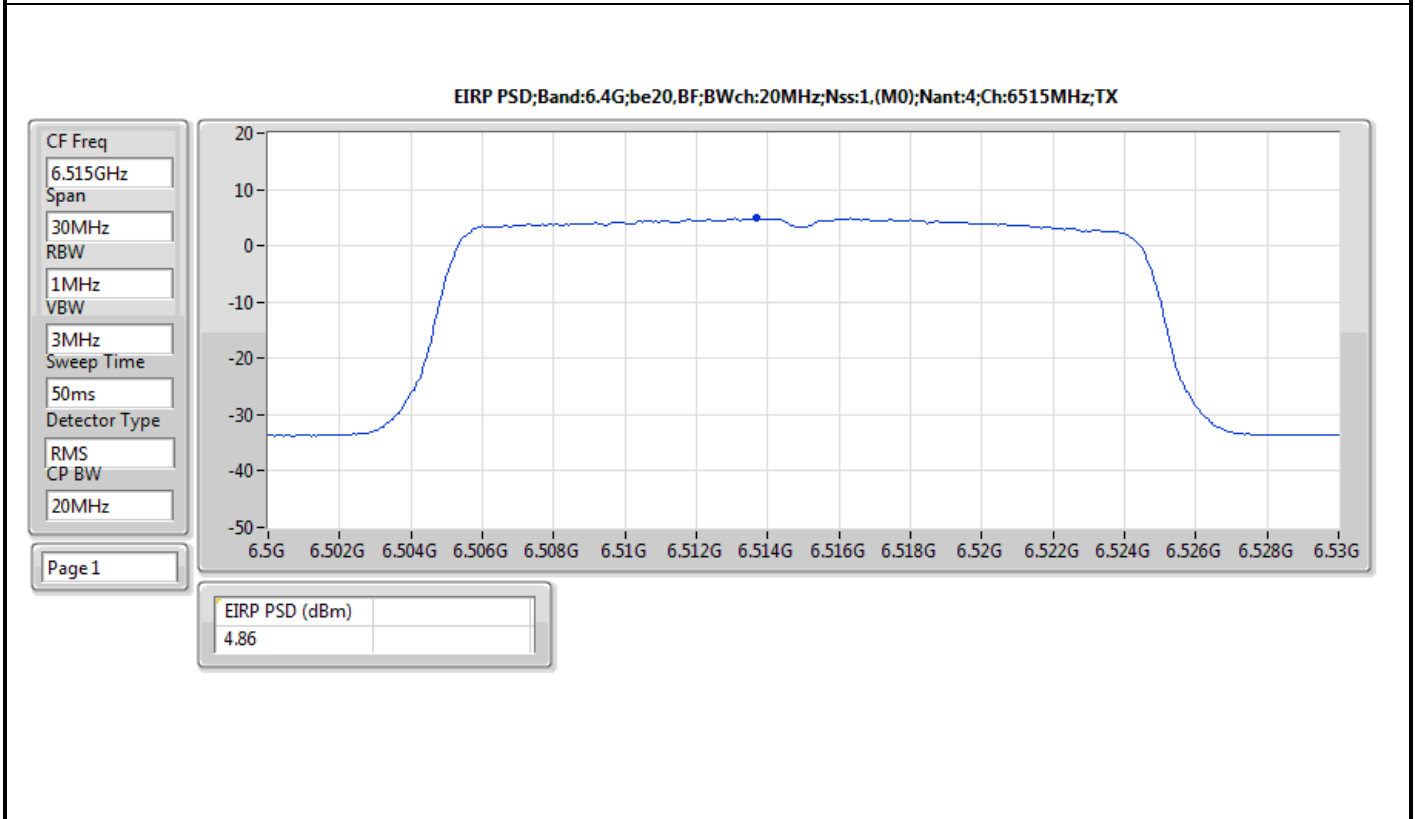
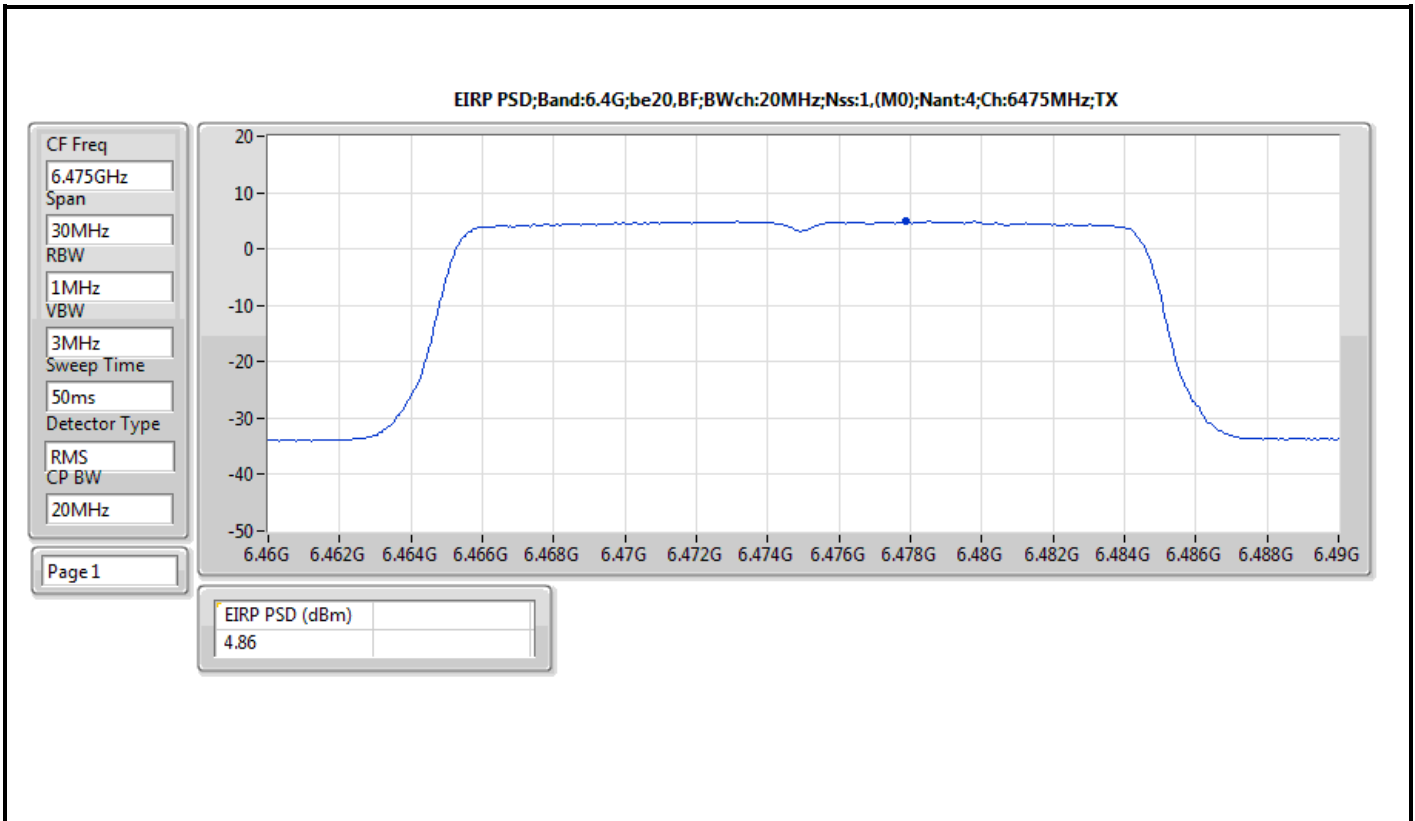
Result

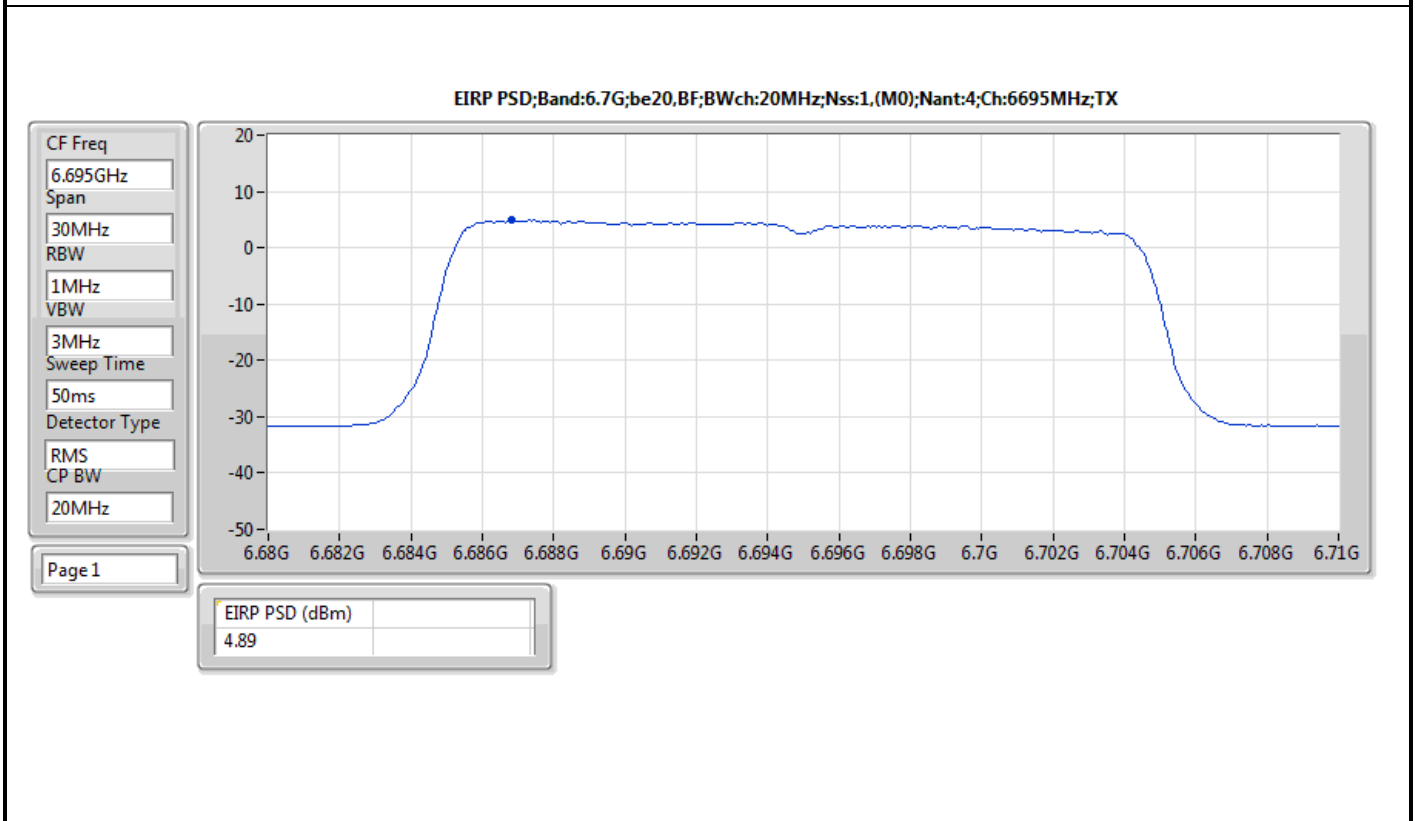
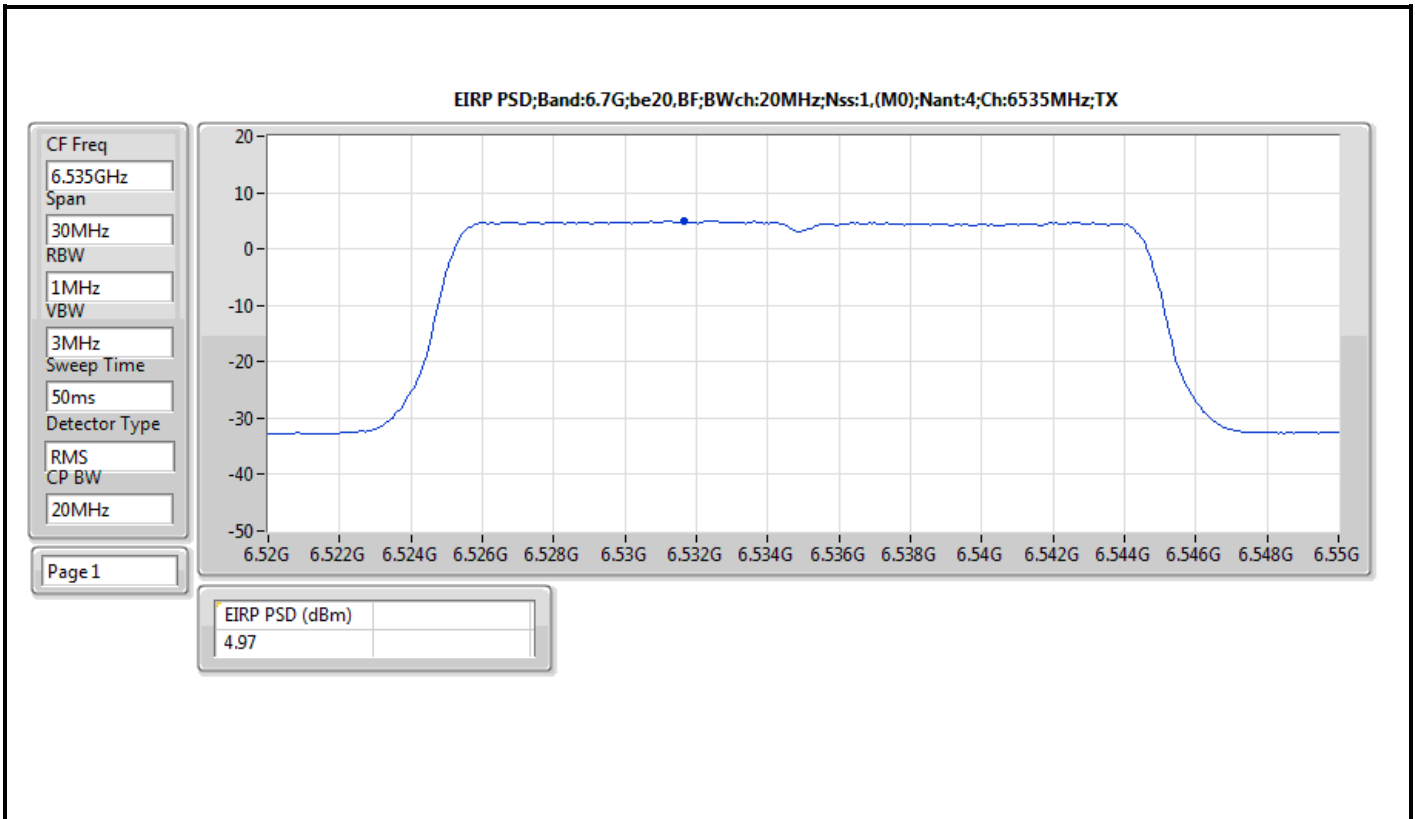
Mode	Result	EIRP PD (dBm/RBW)	EIRP PD Limit (dBm/RBW)
802.11be EHT20-BF_Nss1,(MCS0)_4TX	-	-	-
5955MHz	Pass	4.87	5.00
6175MHz	Pass	4.89	5.00
6415MHz	Pass	4.92	5.00
6435MHz	Pass	4.86	5.00
6475MHz	Pass	4.86	5.00
6515MHz	Pass	4.86	5.00
6535MHz	Pass	4.97	5.00
6695MHz	Pass	4.89	5.00
6855MHz	Pass	4.88	5.00
6875MHz Straddle 6.525-6.875GHz	Pass	4.95	5.00
6895MHz	Pass	4.89	5.00
6995MHz	Pass	4.99	5.00
7095MHz	Pass	4.81	5.00
5965MHz	Pass	4.81	5.00
6165MHz	Pass	4.97	5.00
6405MHz	Pass	4.78	5.00
6445MHz	Pass	4.76	5.00
6485MHz	Pass	4.84	5.00
6525MHz Straddle 6.425-6.525GHz	Pass	4.83	5.00
6565MHz	Pass	4.92	5.00
6685MHz	Pass	4.98	5.00
6845MHz	Pass	4.94	5.00
6885MHz Straddle 6.525-6.875GHz	Pass	4.88	5.00
6925MHz	Pass	4.92	5.00
7005MHz	Pass	4.96	5.00
7085MHz	Pass	4.81	5.00
802.11be EHT80-BF_Nss1,(MCS0)_4TX	-	-	-
5985MHz	Pass	4.81	5.00
6145MHz	Pass	4.99	5.00
6385MHz	Pass	4.95	5.00
6465MHz	Pass	4.96	5.00
6545MHz Straddle 6.425-6.525GHz	Pass	4.80	5.00
6625MHz	Pass	4.99	5.00
6705MHz	Pass	4.98	5.00
6785MHz	Pass	4.90	5.00
6865MHz Straddle 6.525-6.875GHz	Pass	4.90	5.00
6945MHz	Pass	4.95	5.00
7025MHz	Pass	4.92	5.00
802.11be EHT160-BF_Nss1,(MCS0)_4TX	-	-	-
6025MHz	Pass	4.87	5.00
6185MHz	Pass	4.86	5.00
6345MHz	Pass	4.90	5.00
6505MHz Straddle 6.425-6.525GHz	Pass	4.98	5.00
6665MHz	Pass	4.94	5.00
6825MHz Straddle 6.525-6.875GHz	Pass	4.99	5.00
6985MHz	Pass	4.99	5.00
802.11be EHT320-BF_Nss1,(MCS0)_4TX	-	-	-
6105MHz	Pass	4.92	5.00
6425MHz	Pass	4.94	5.00
6745MHz	Pass	4.98	5.00

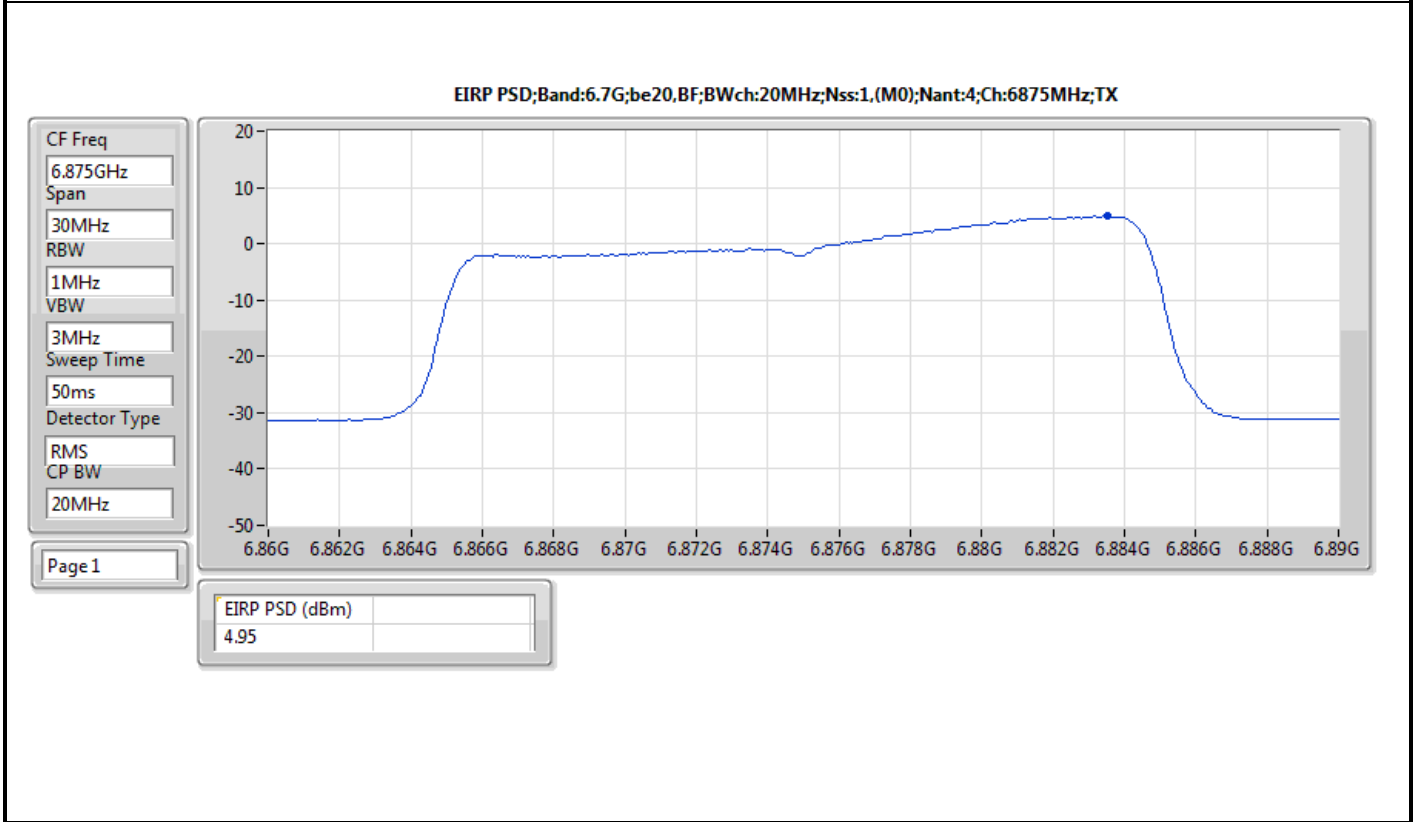
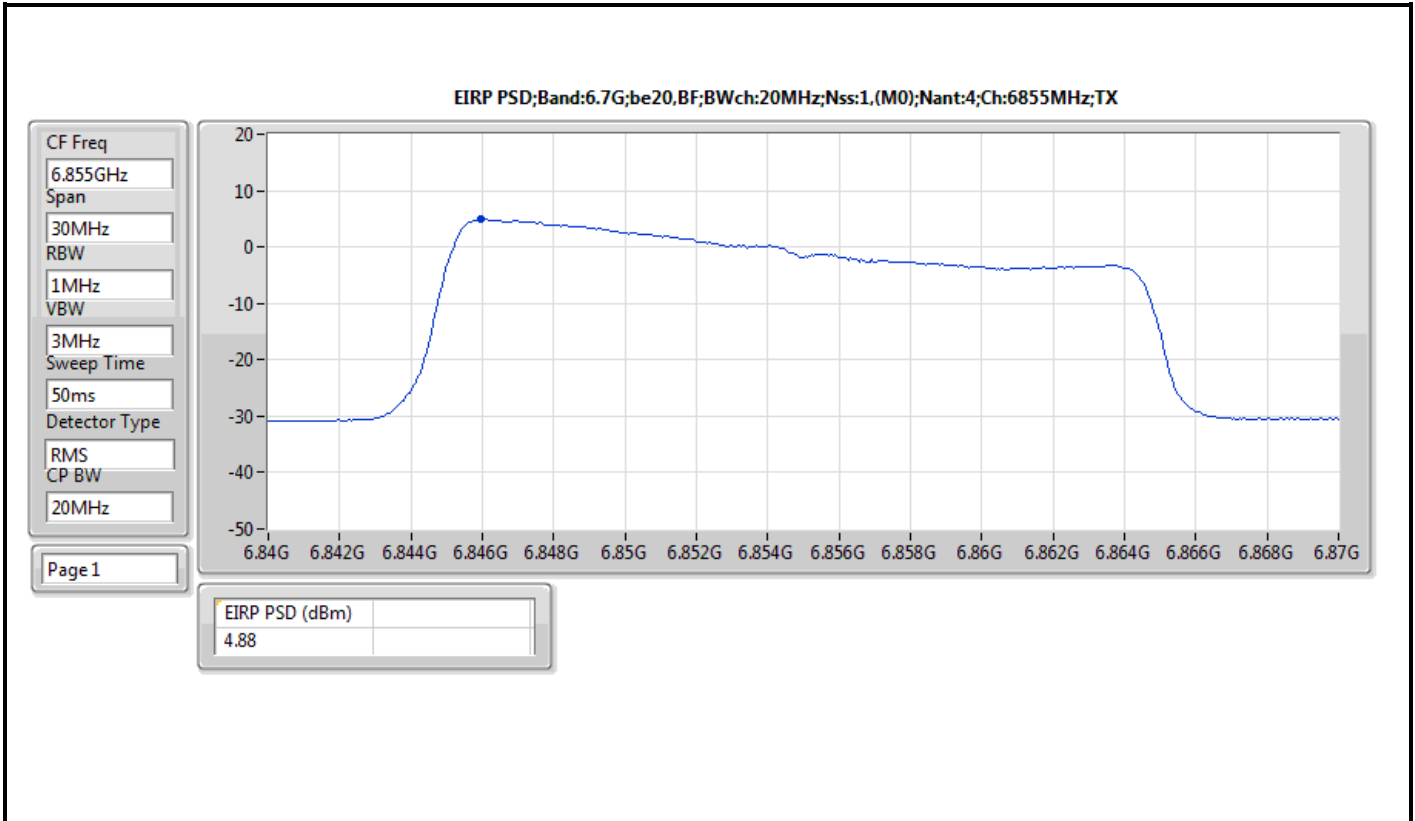
DG = Directional Gain; RBW = 500kHz for 5.725-5.85GHz band / 1MHz for other band;
 PD = trace bin-by-bin of each transmits port summing can be performed maximum power density; Port X = Port X Power Density;

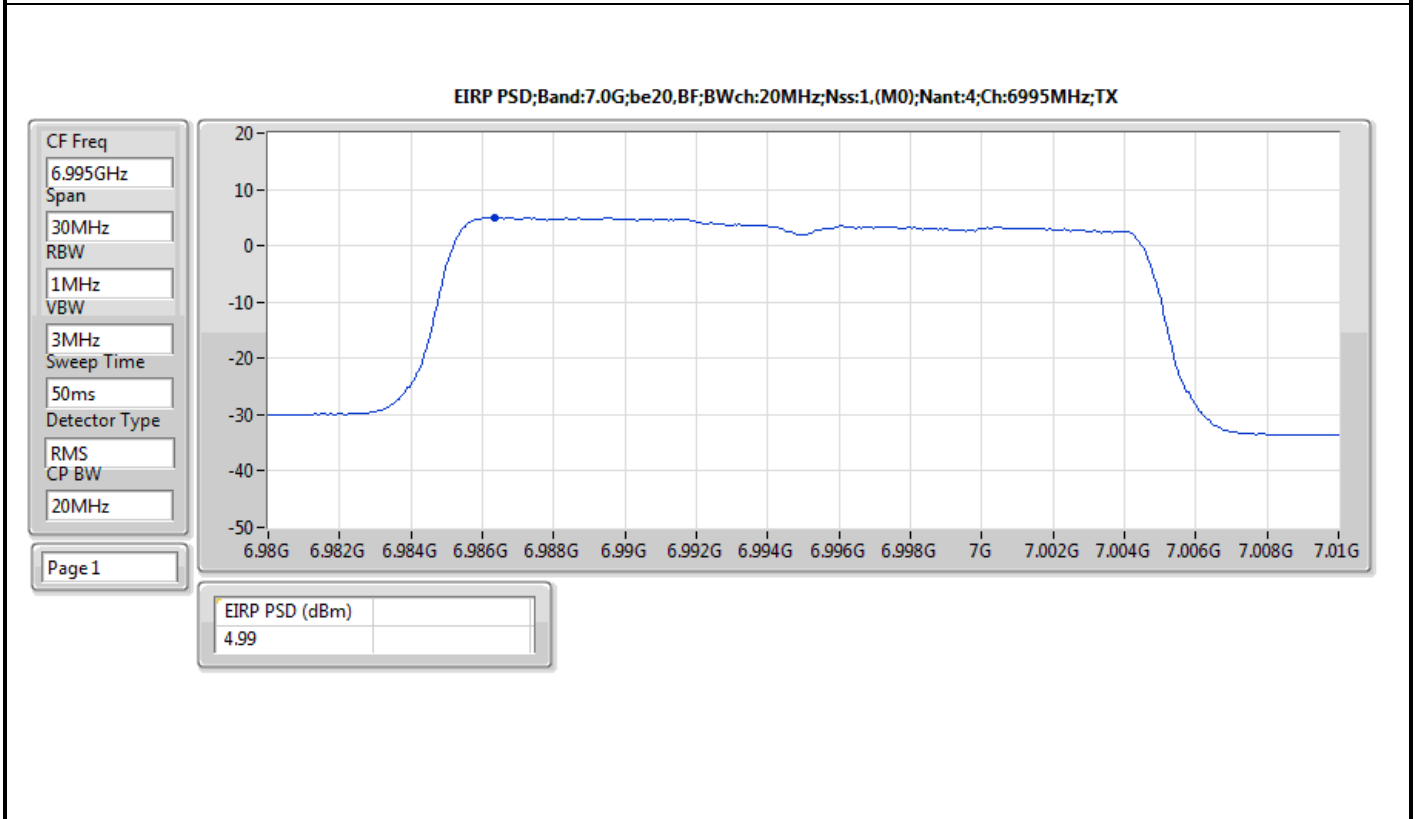
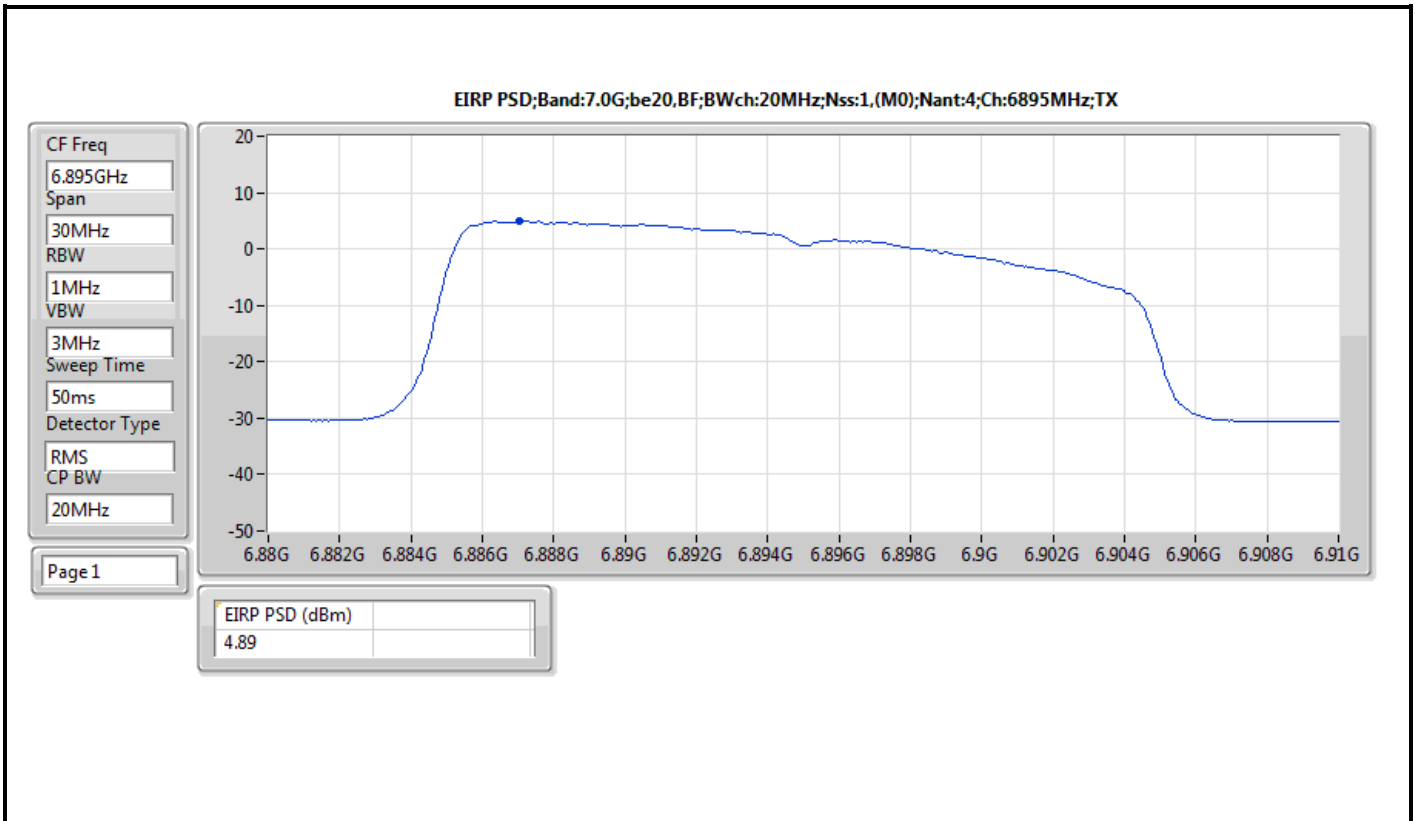


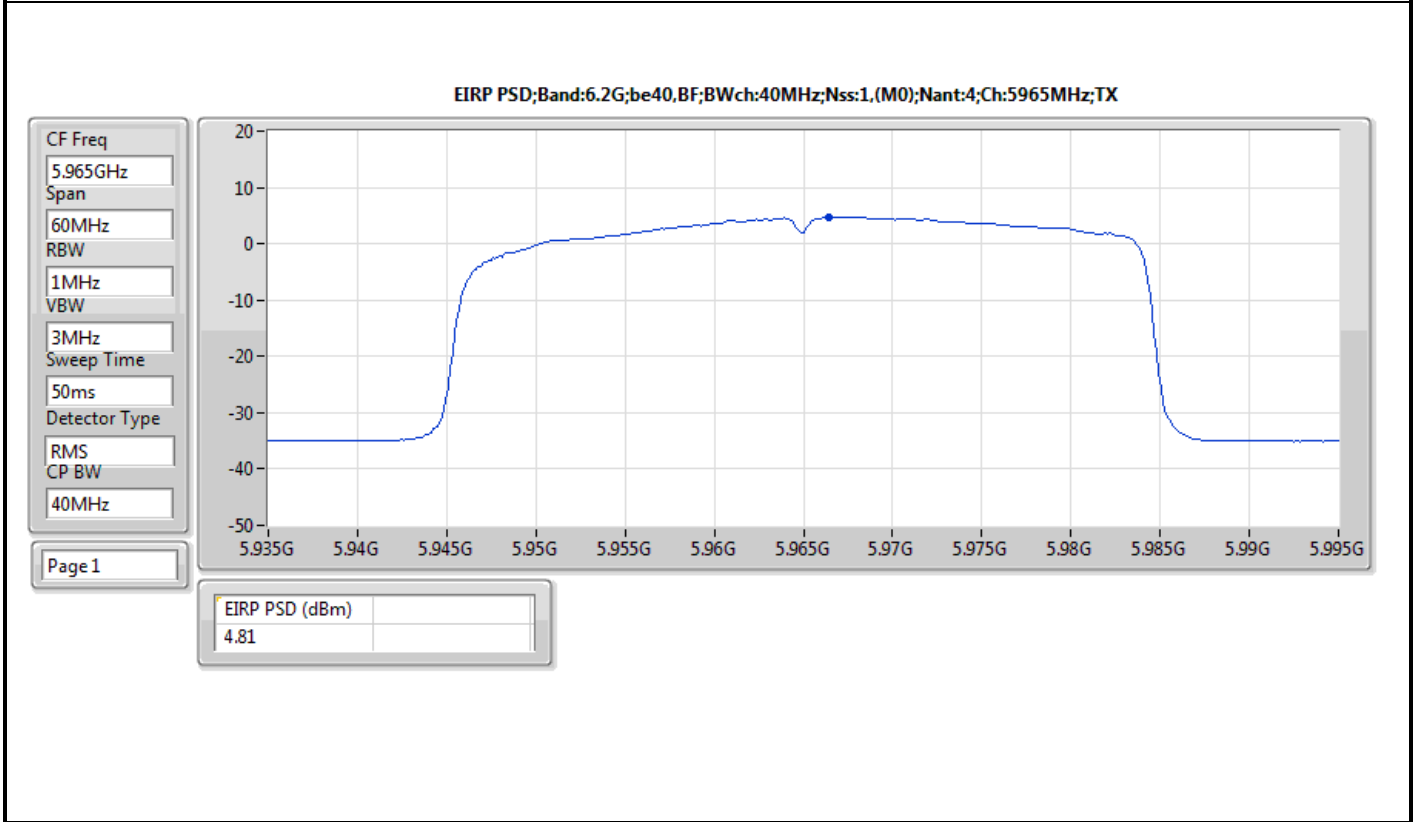
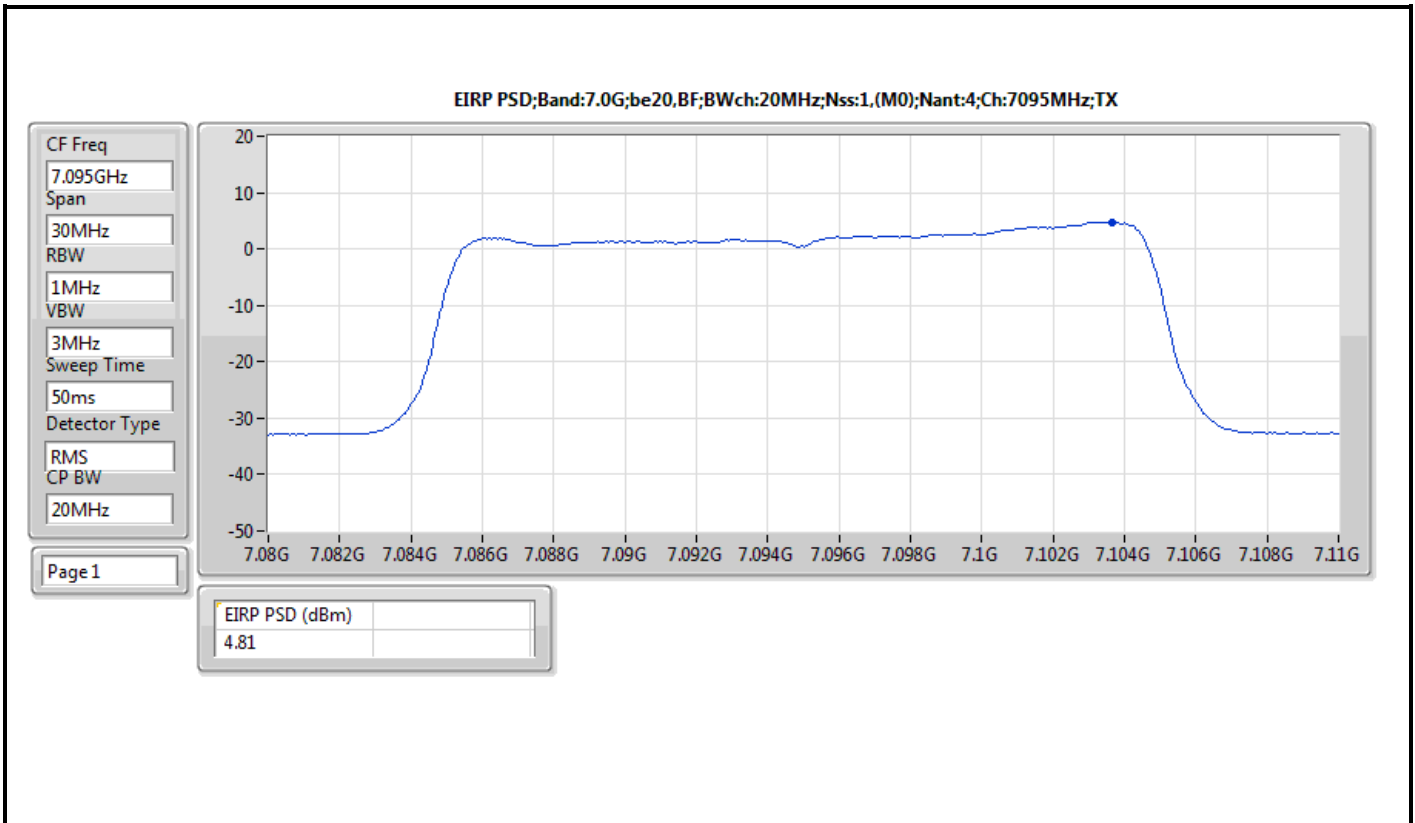


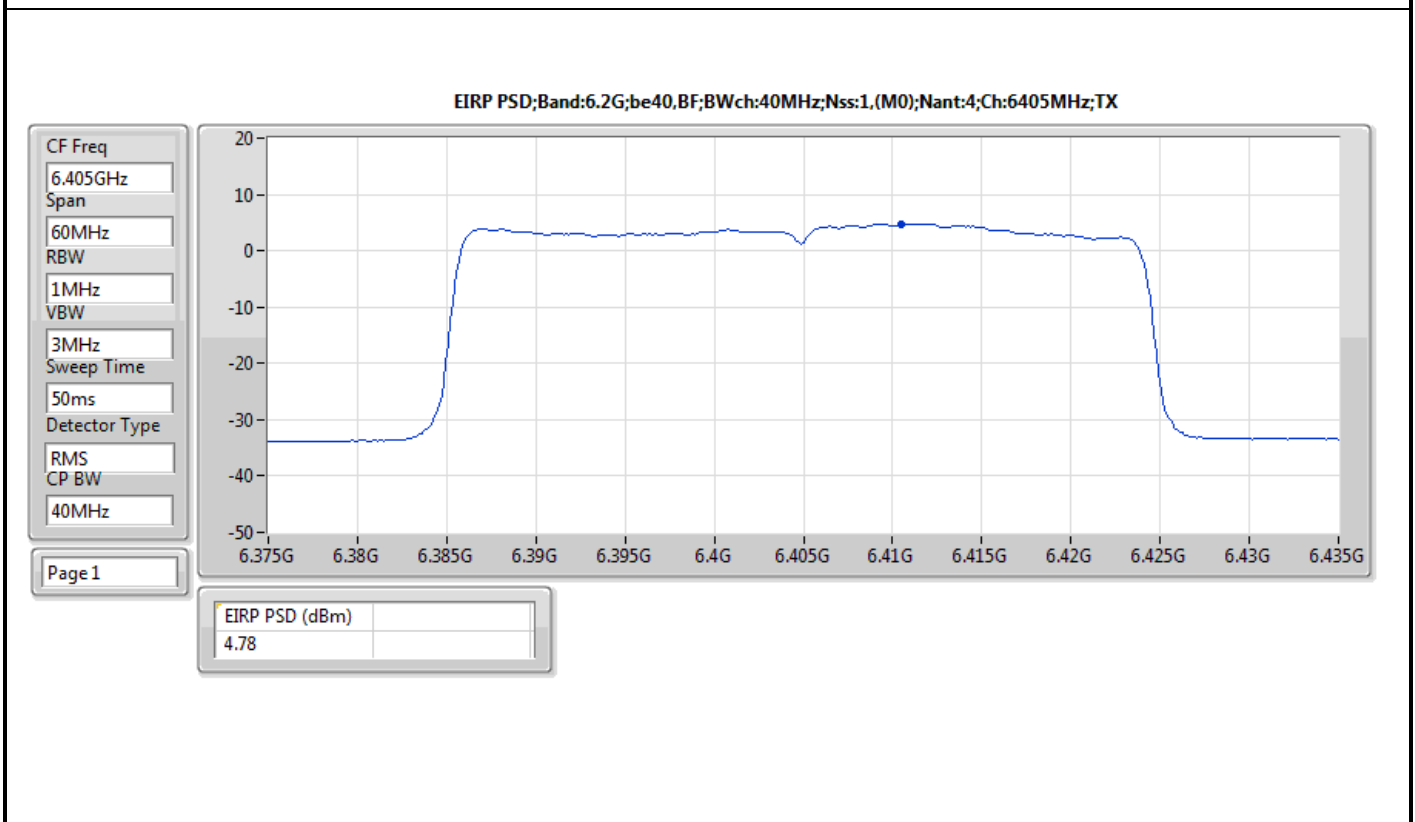
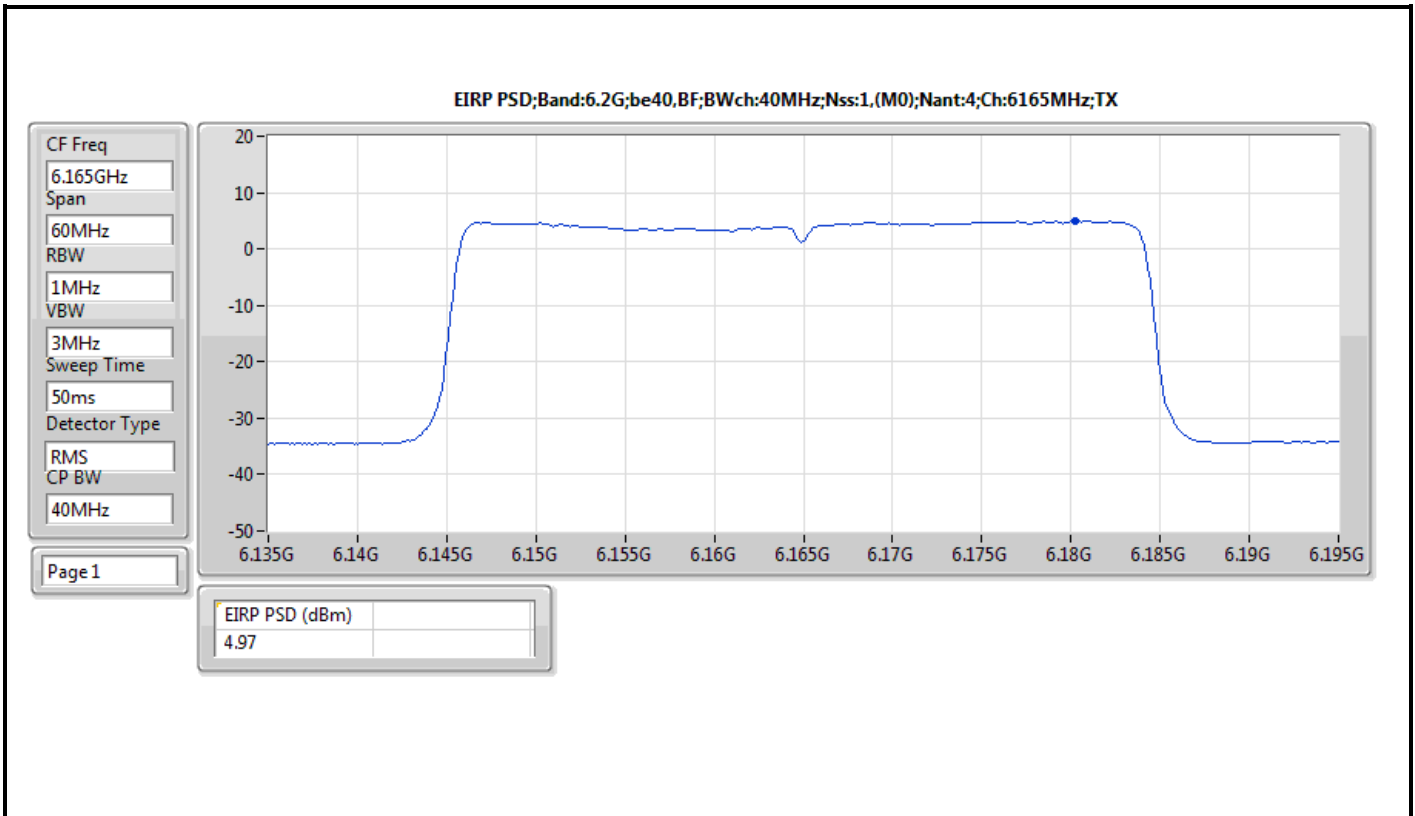


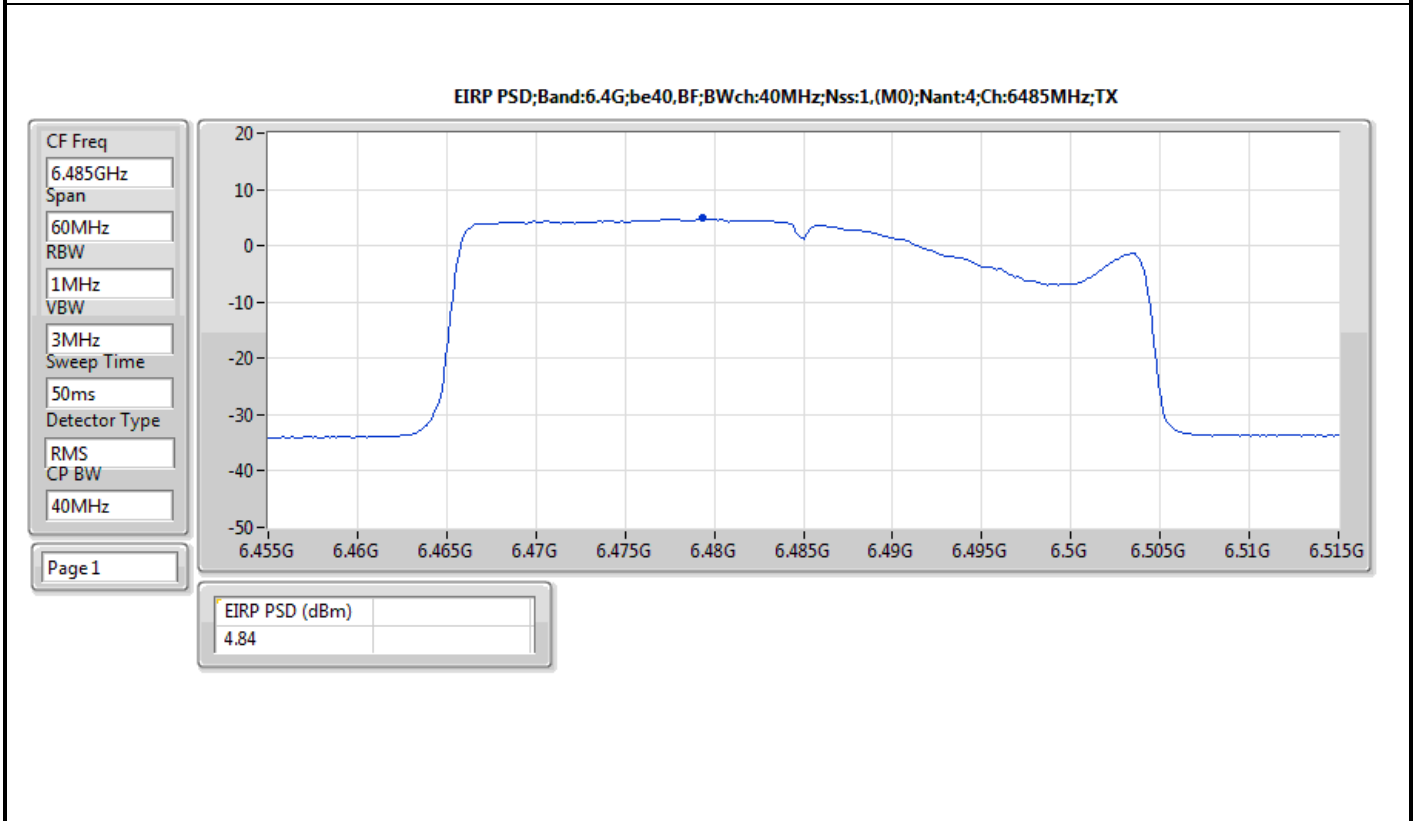
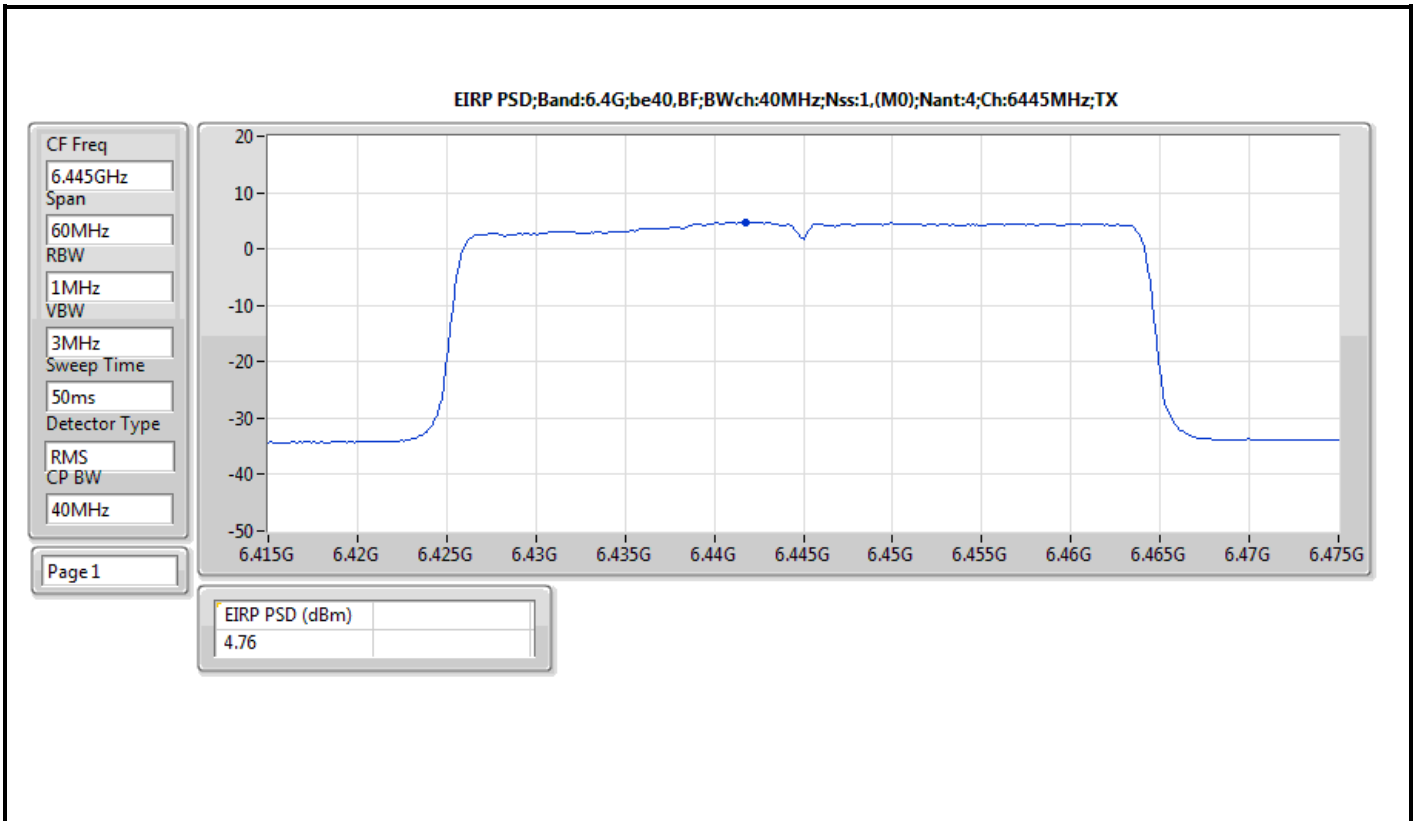


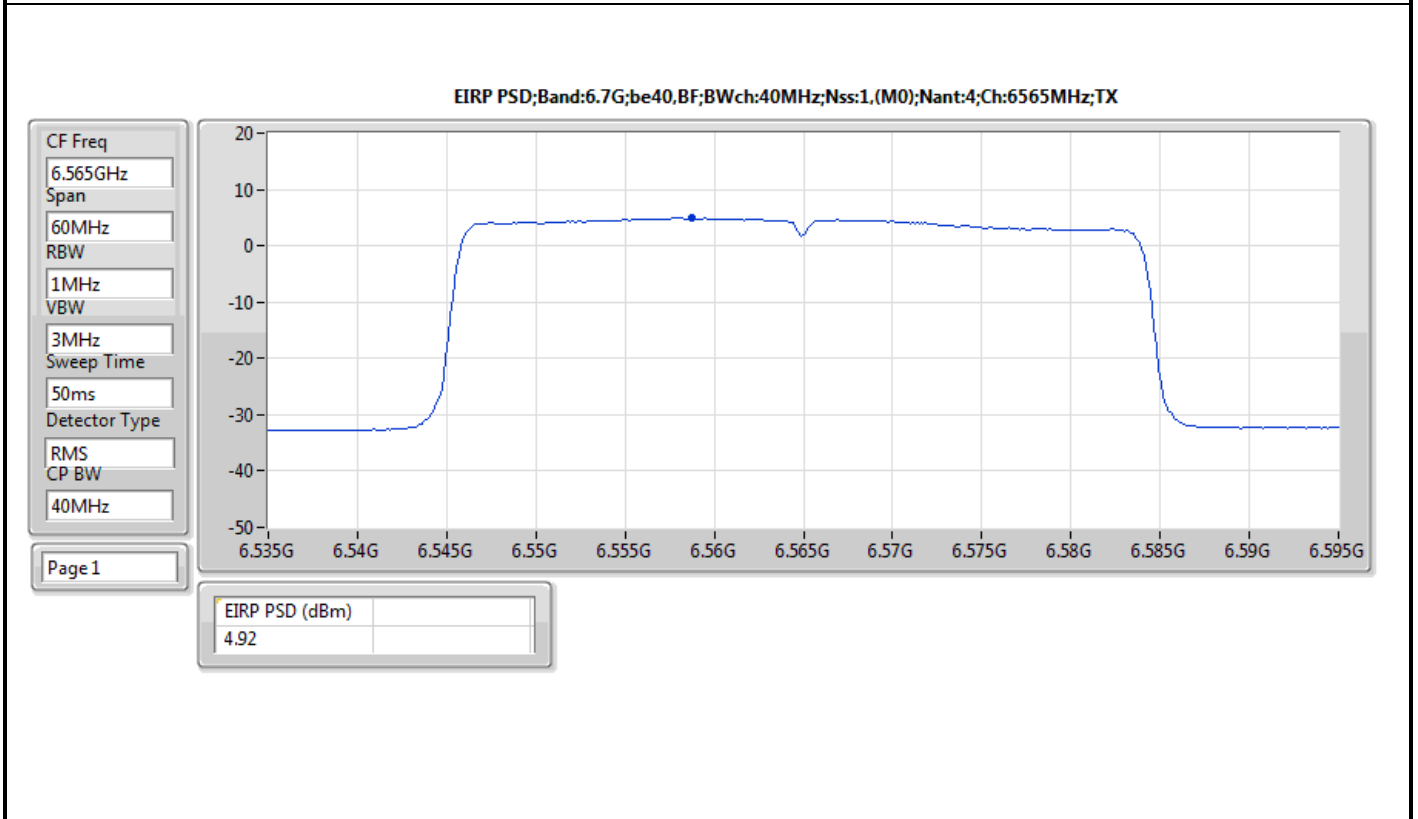
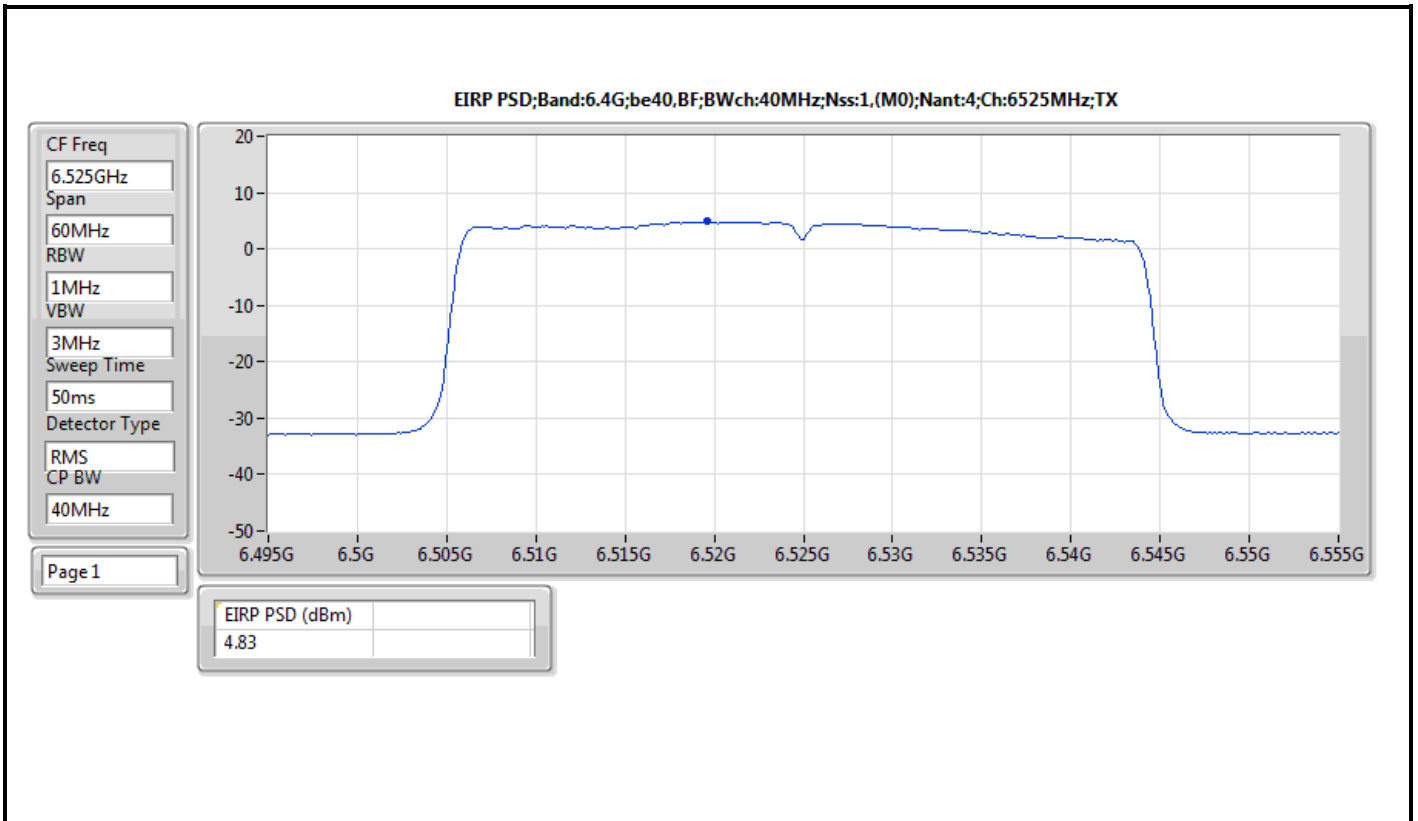


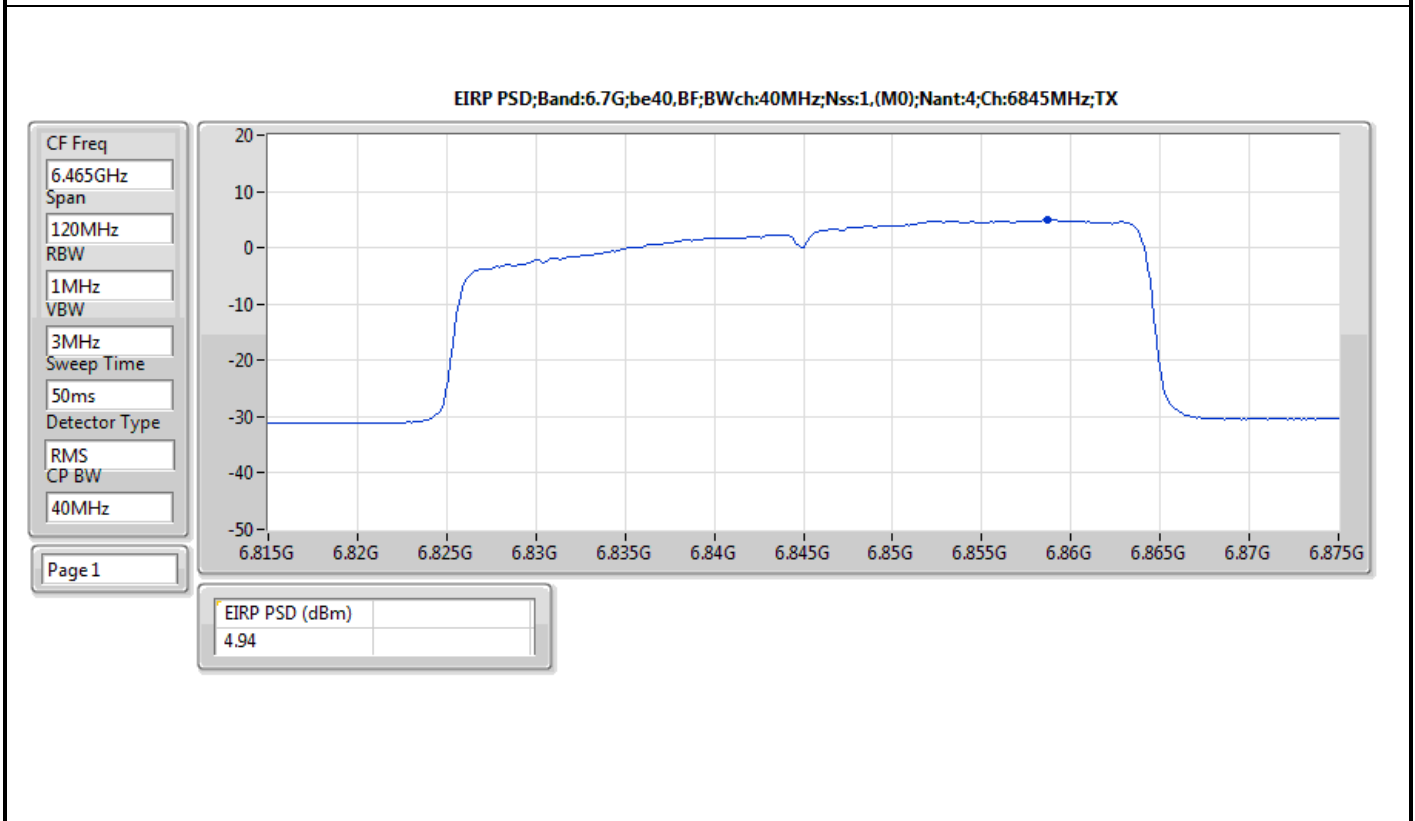
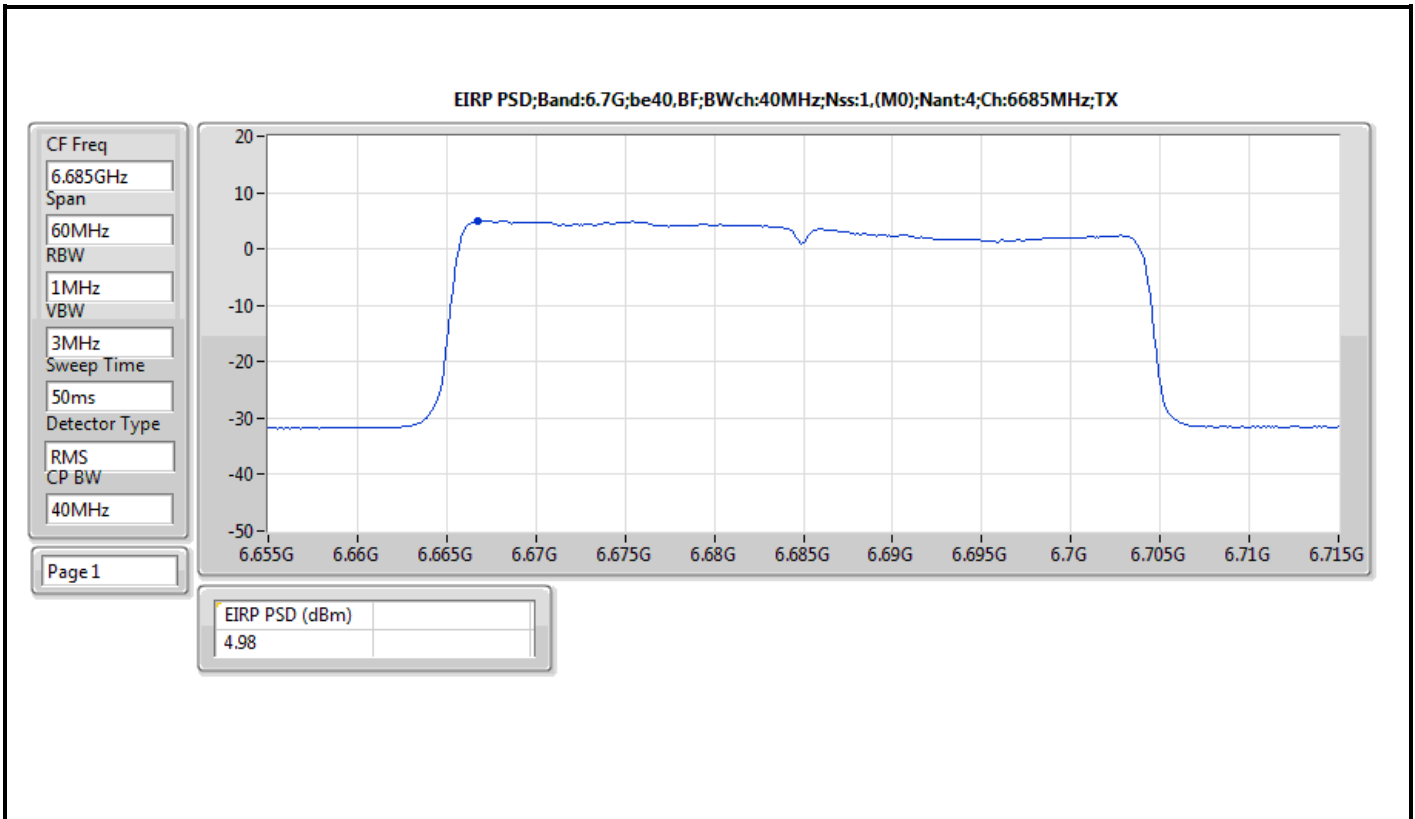


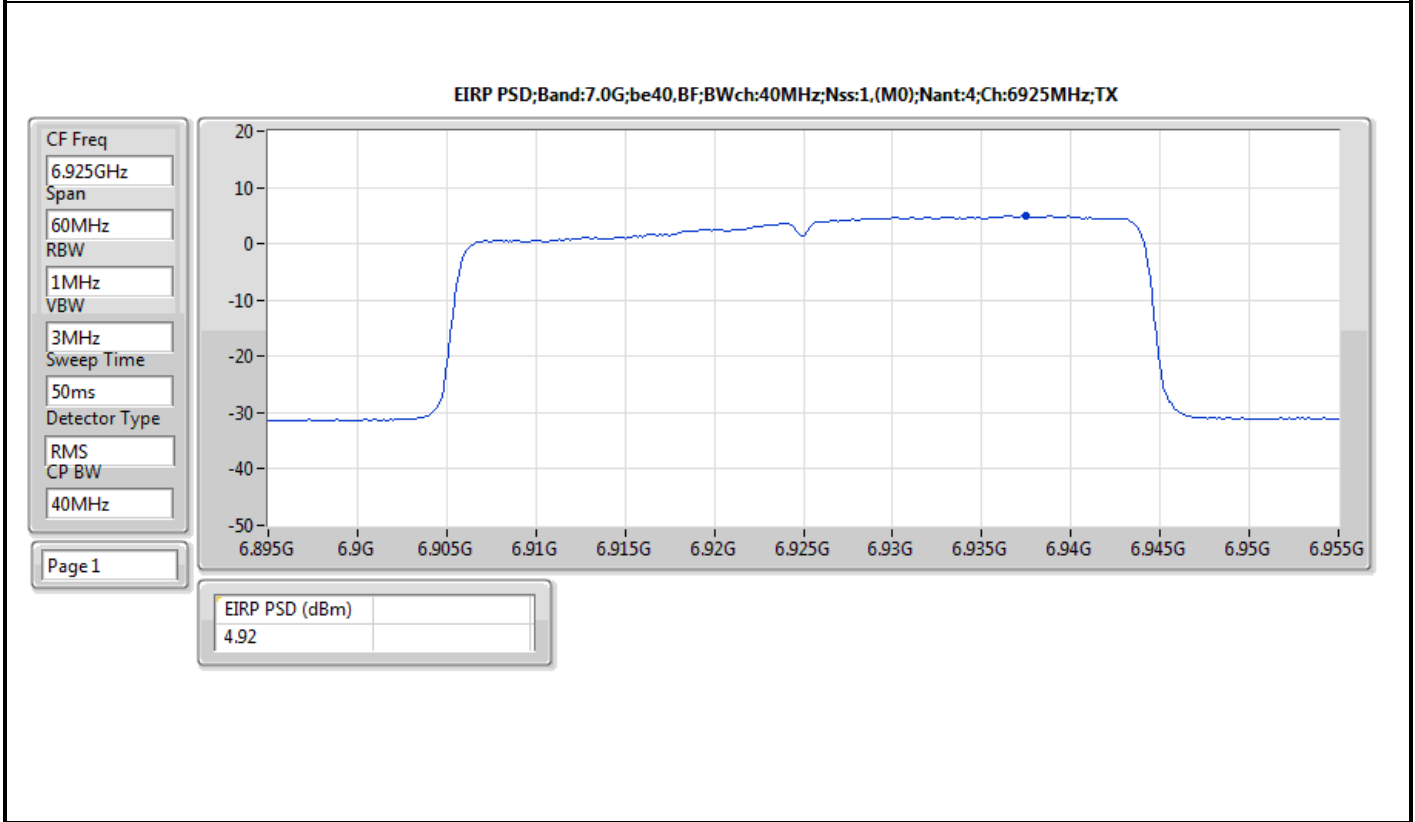
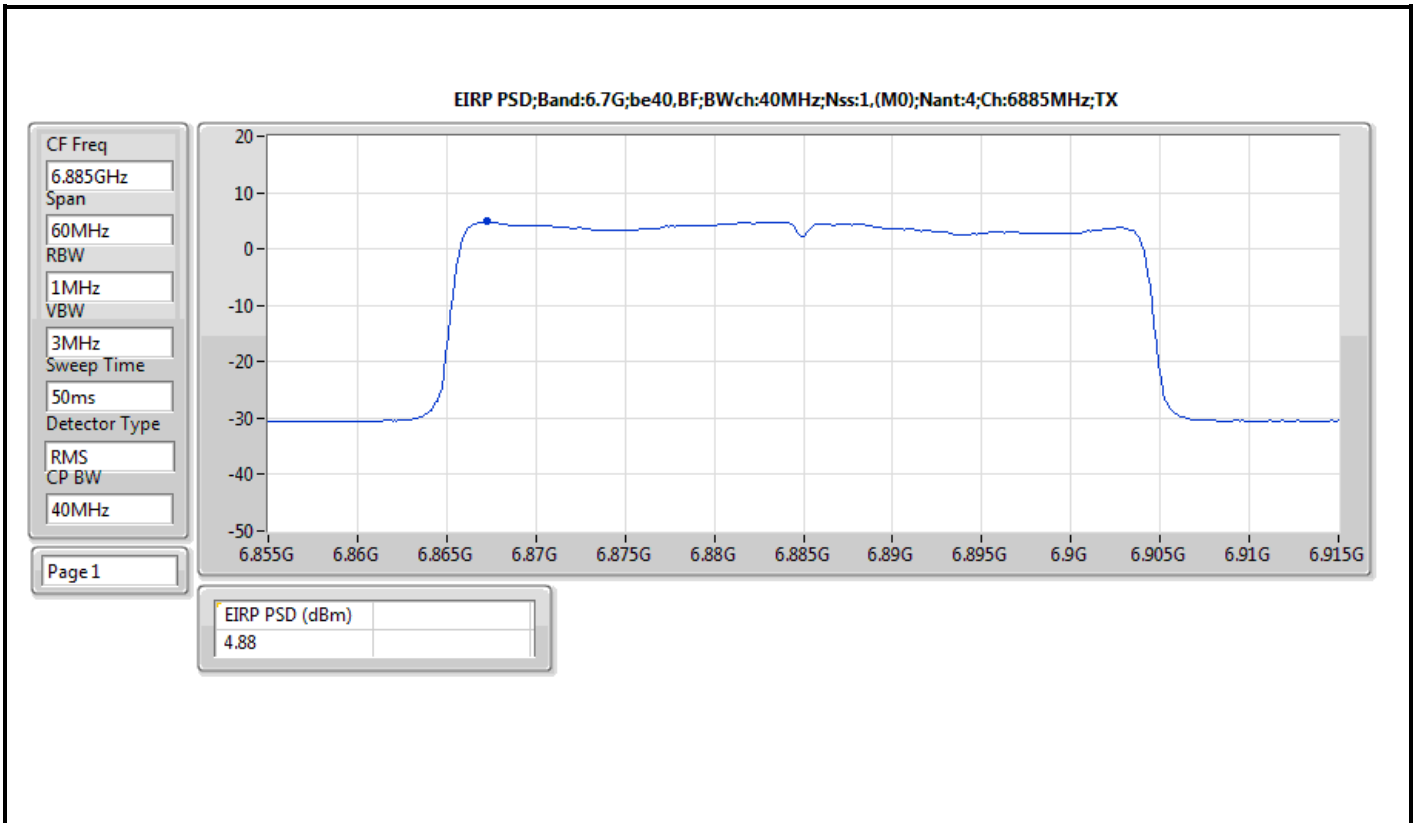


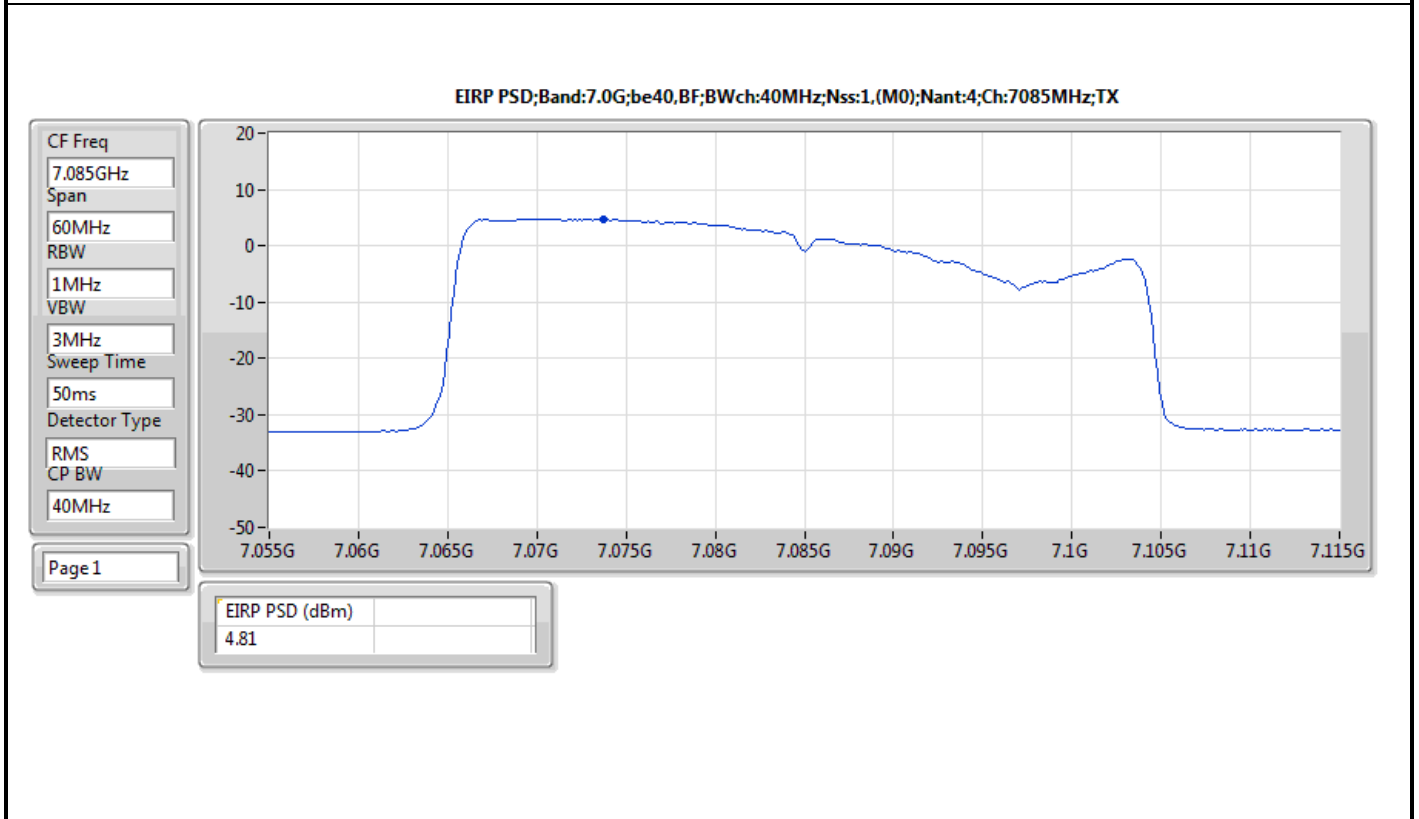
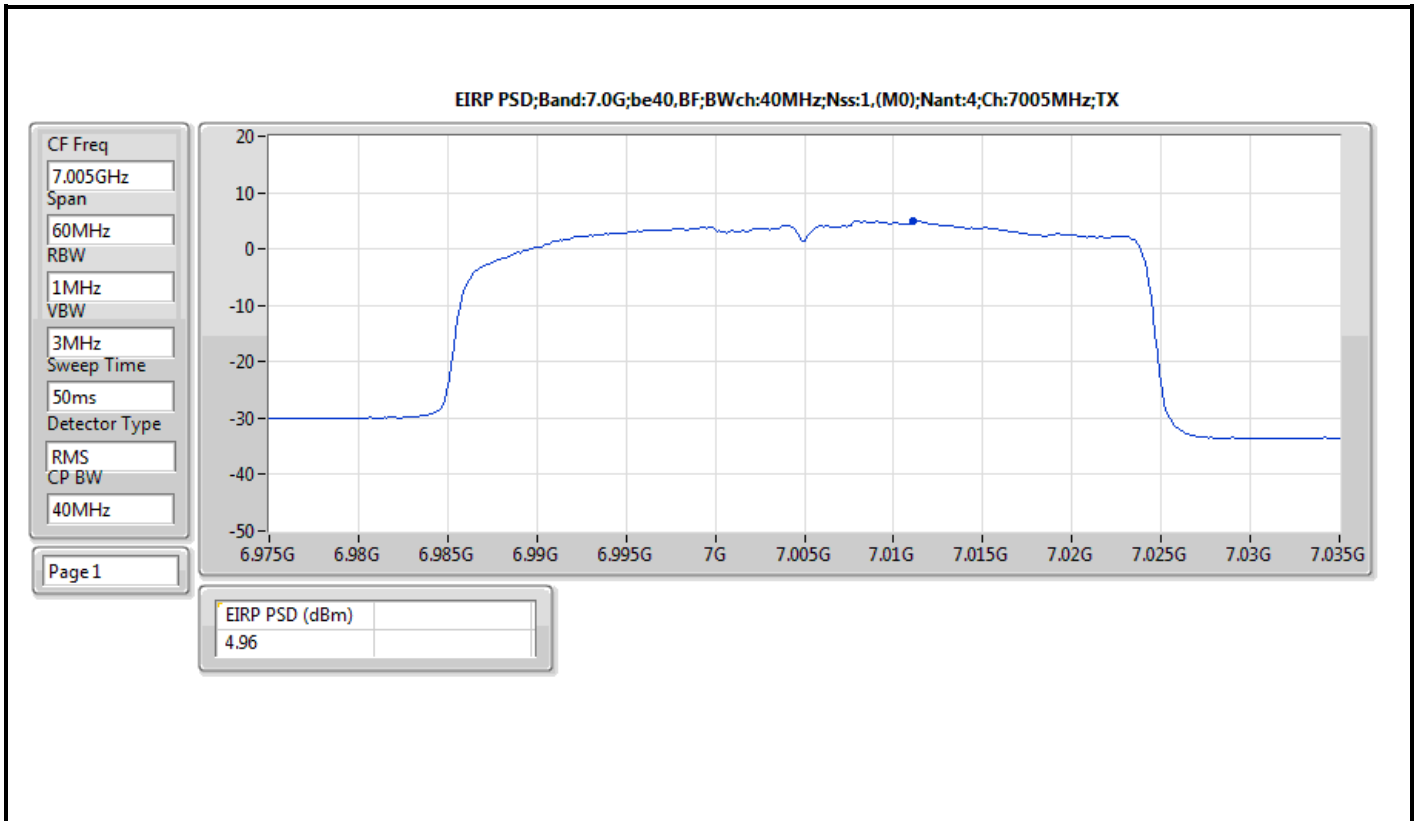


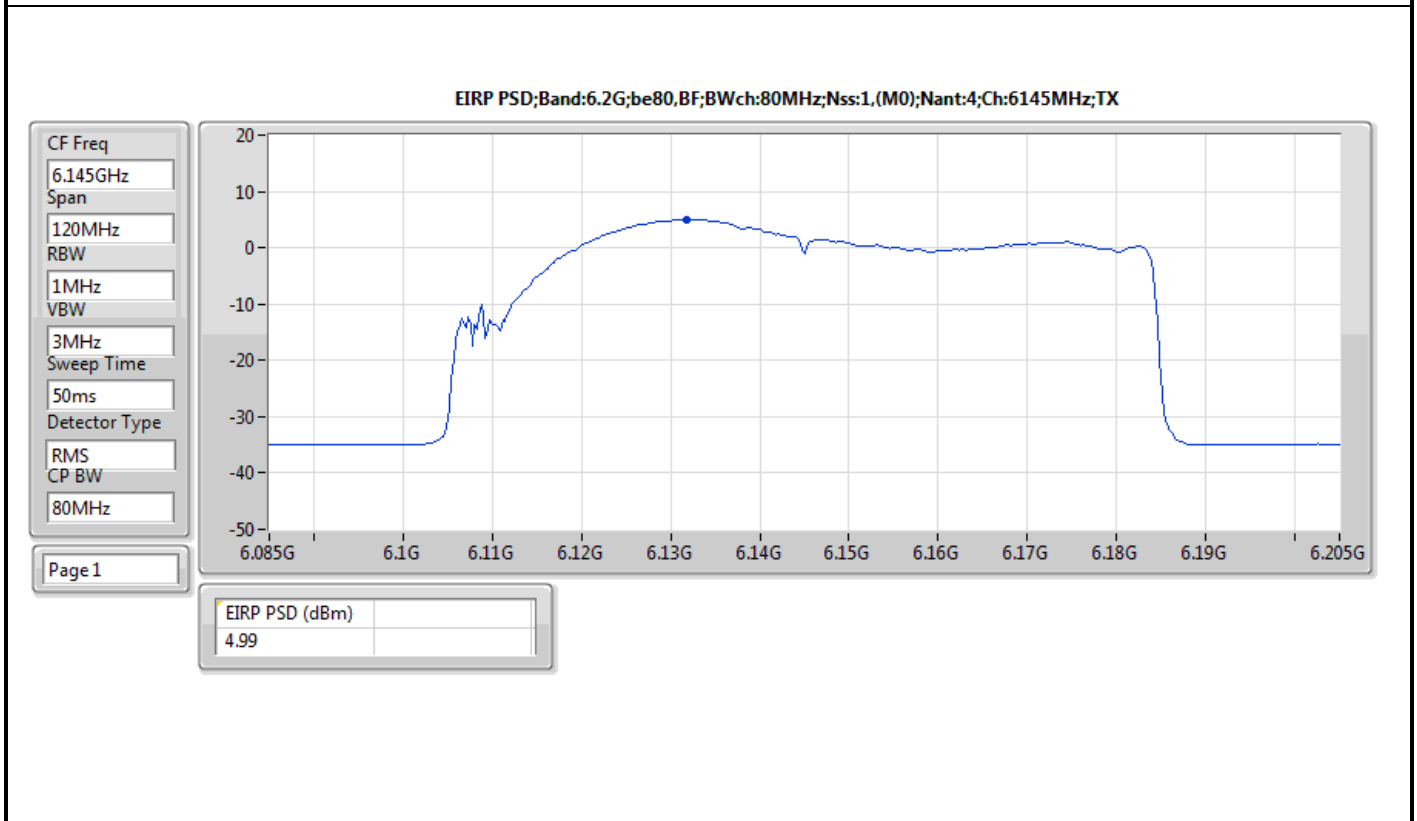
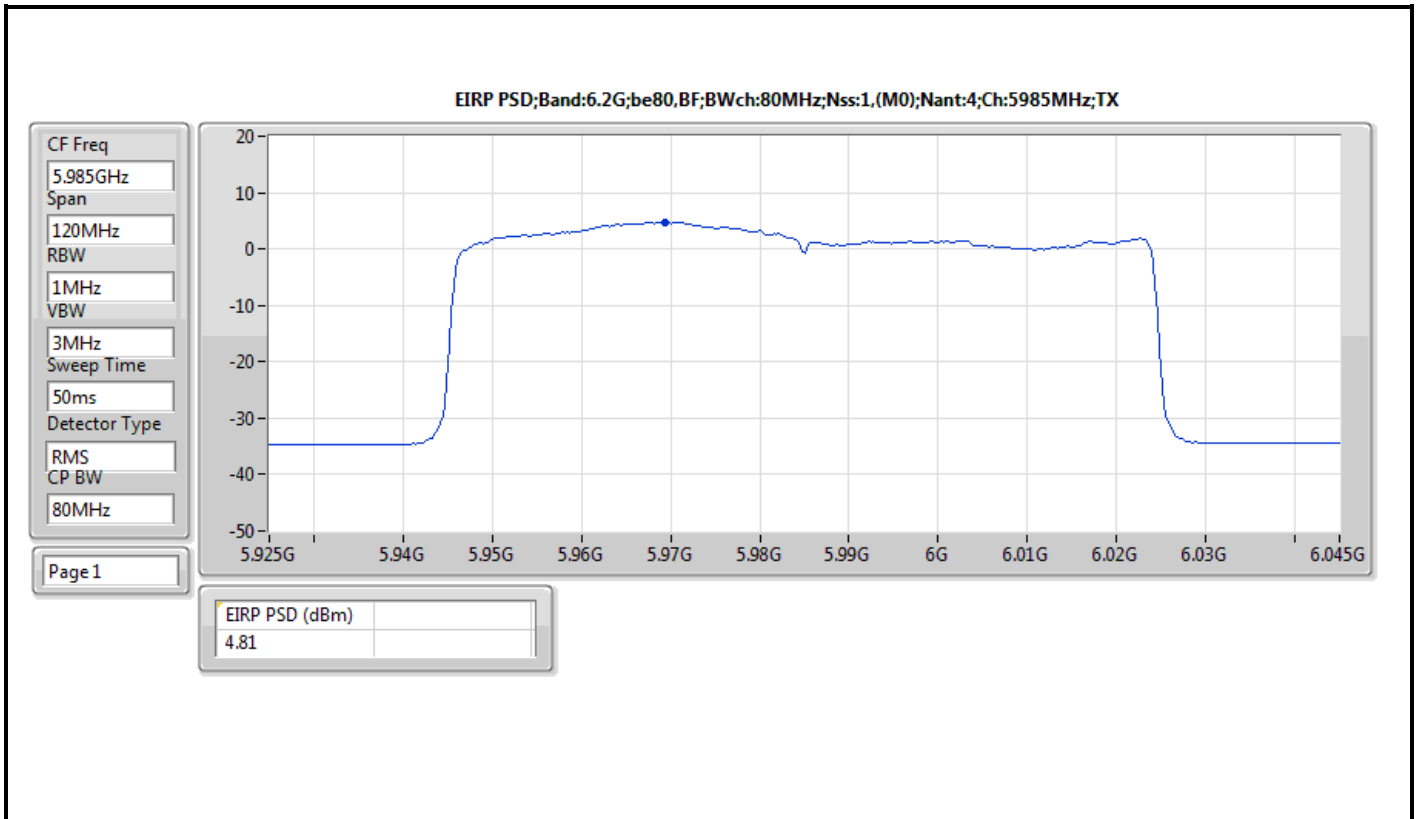


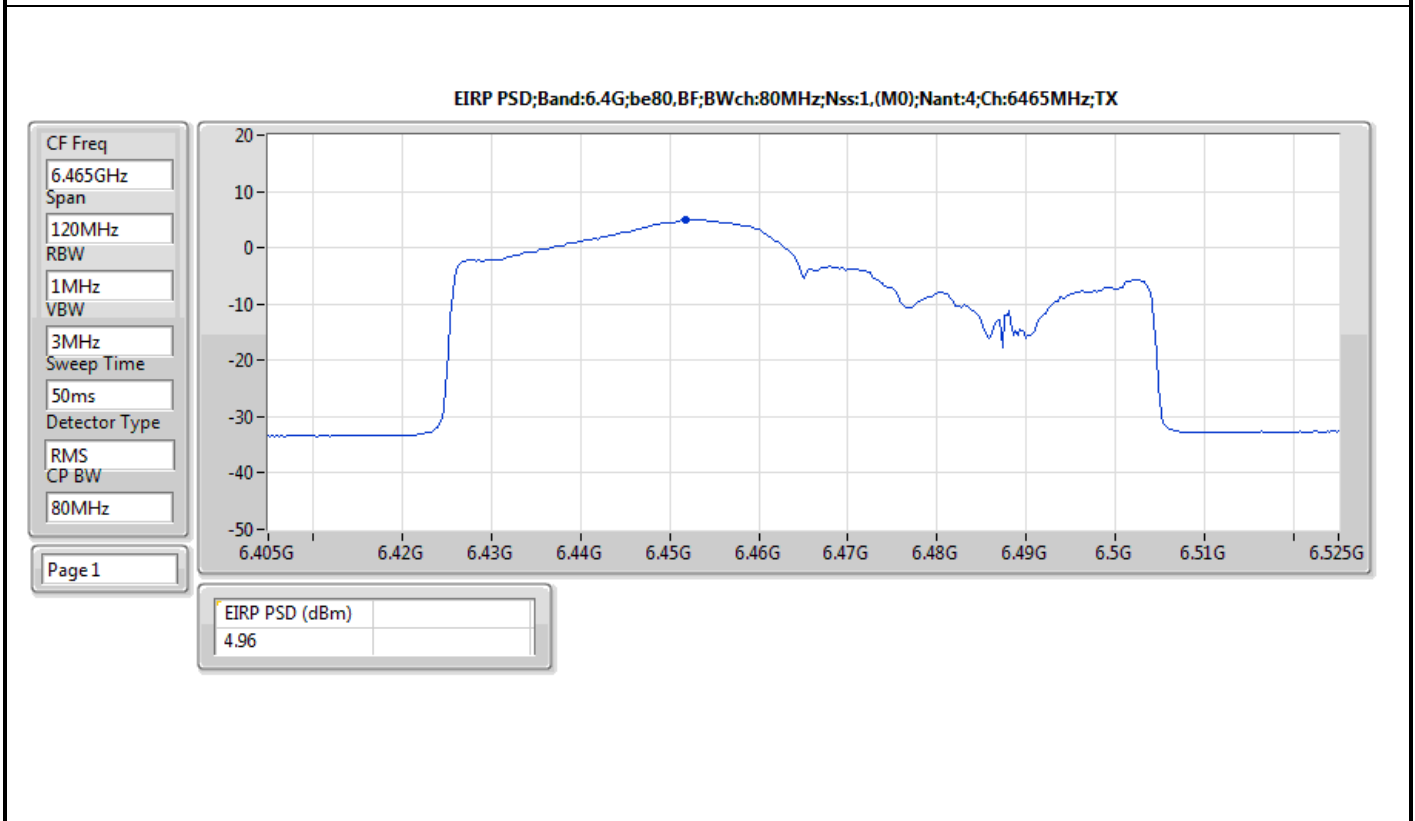
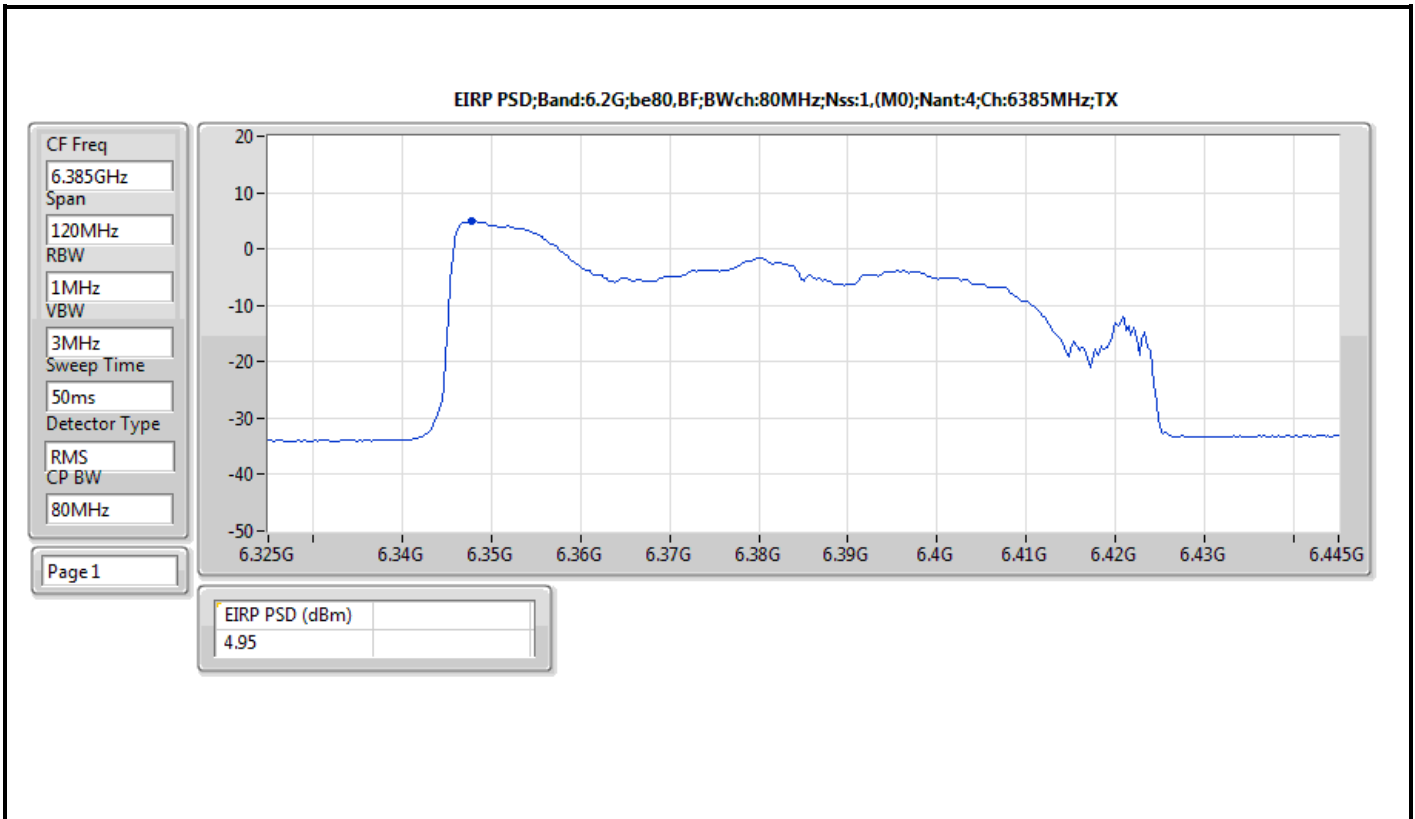


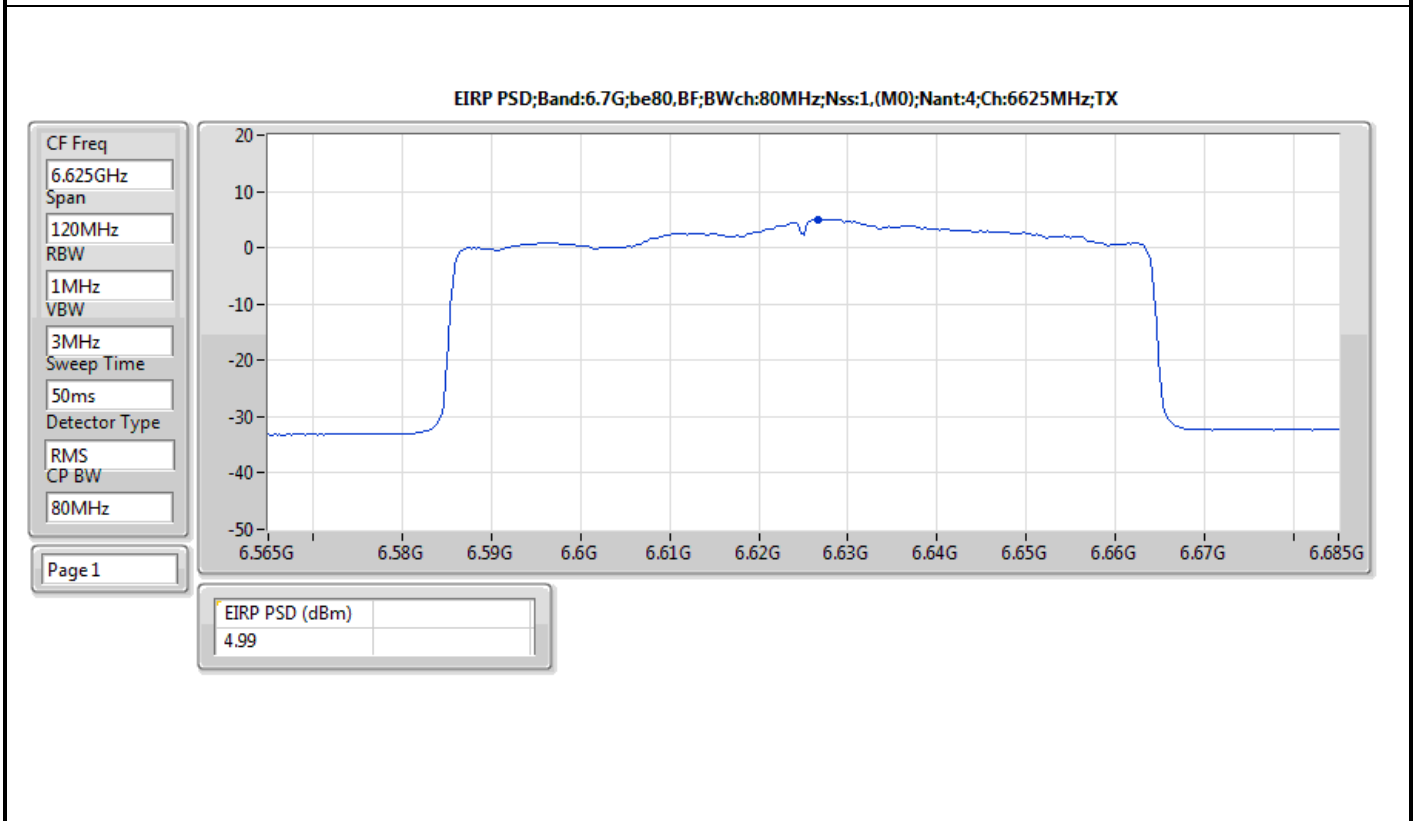
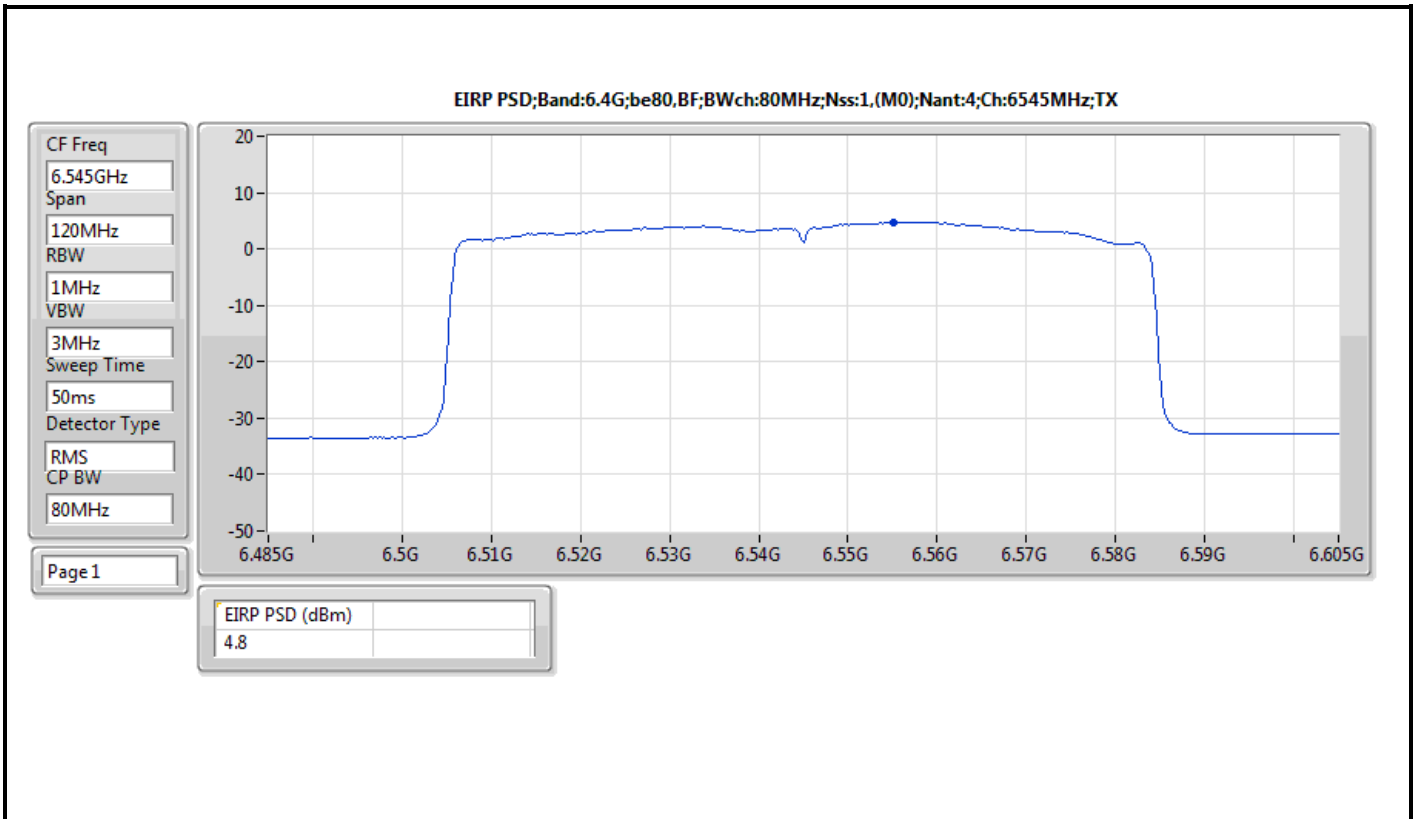


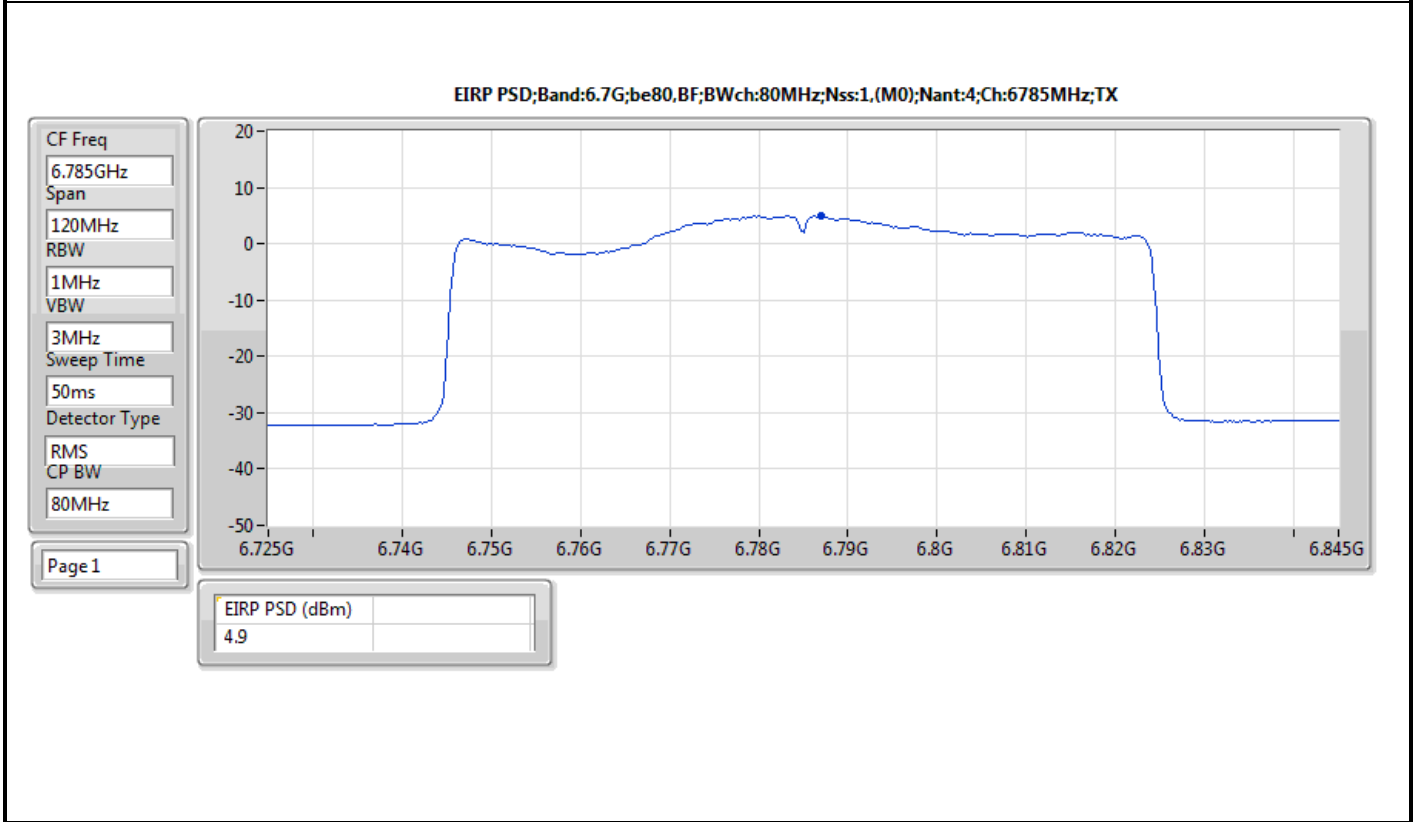
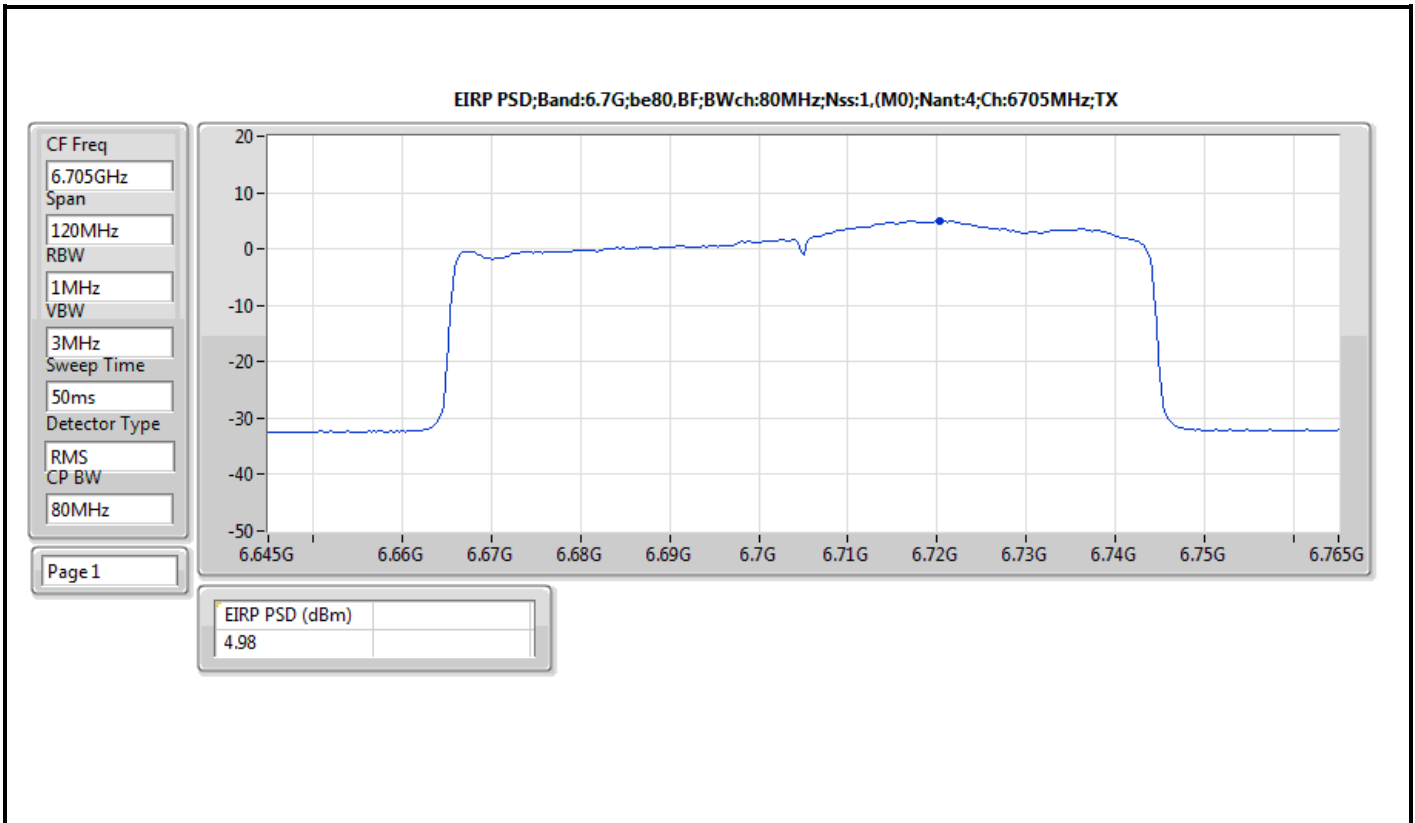


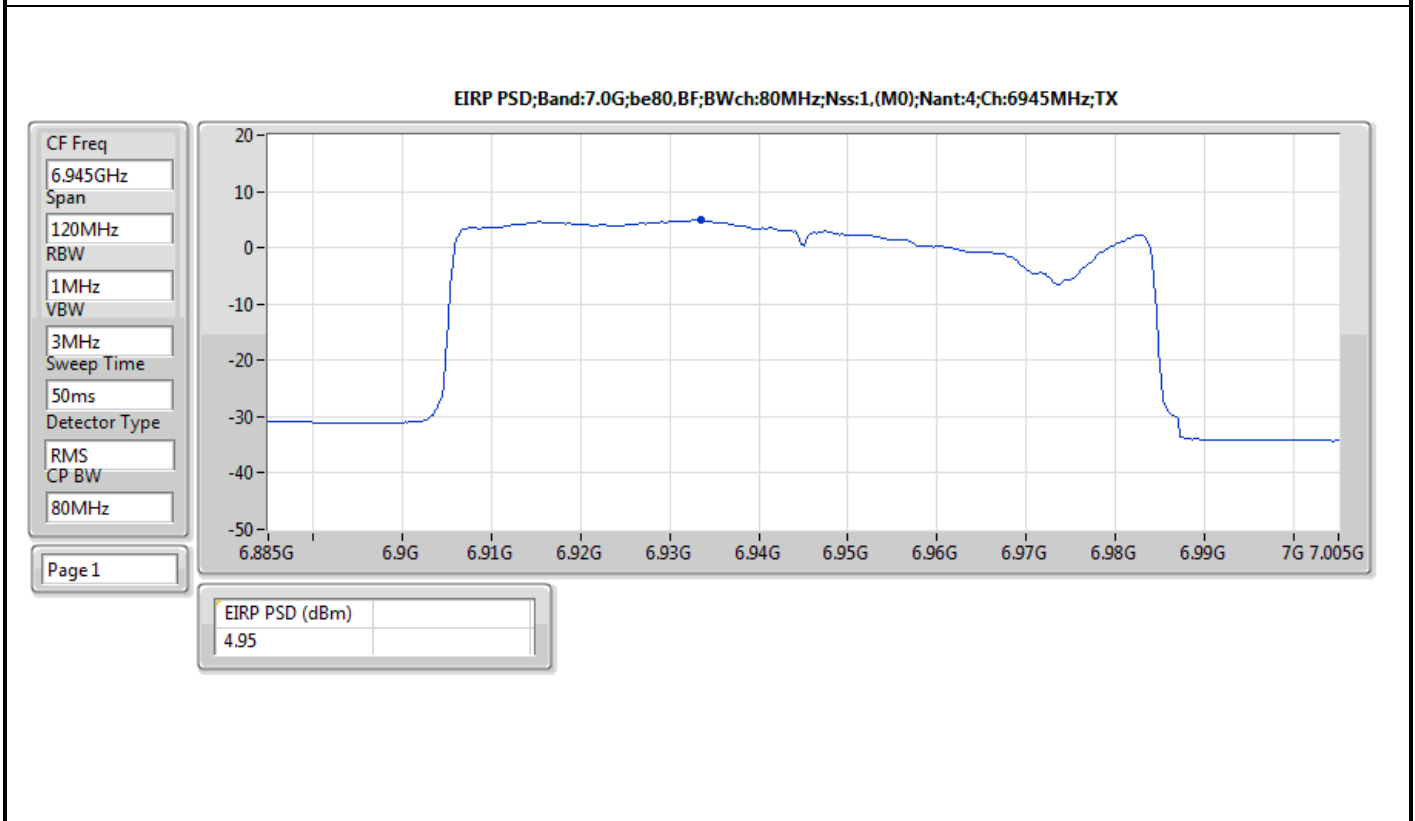
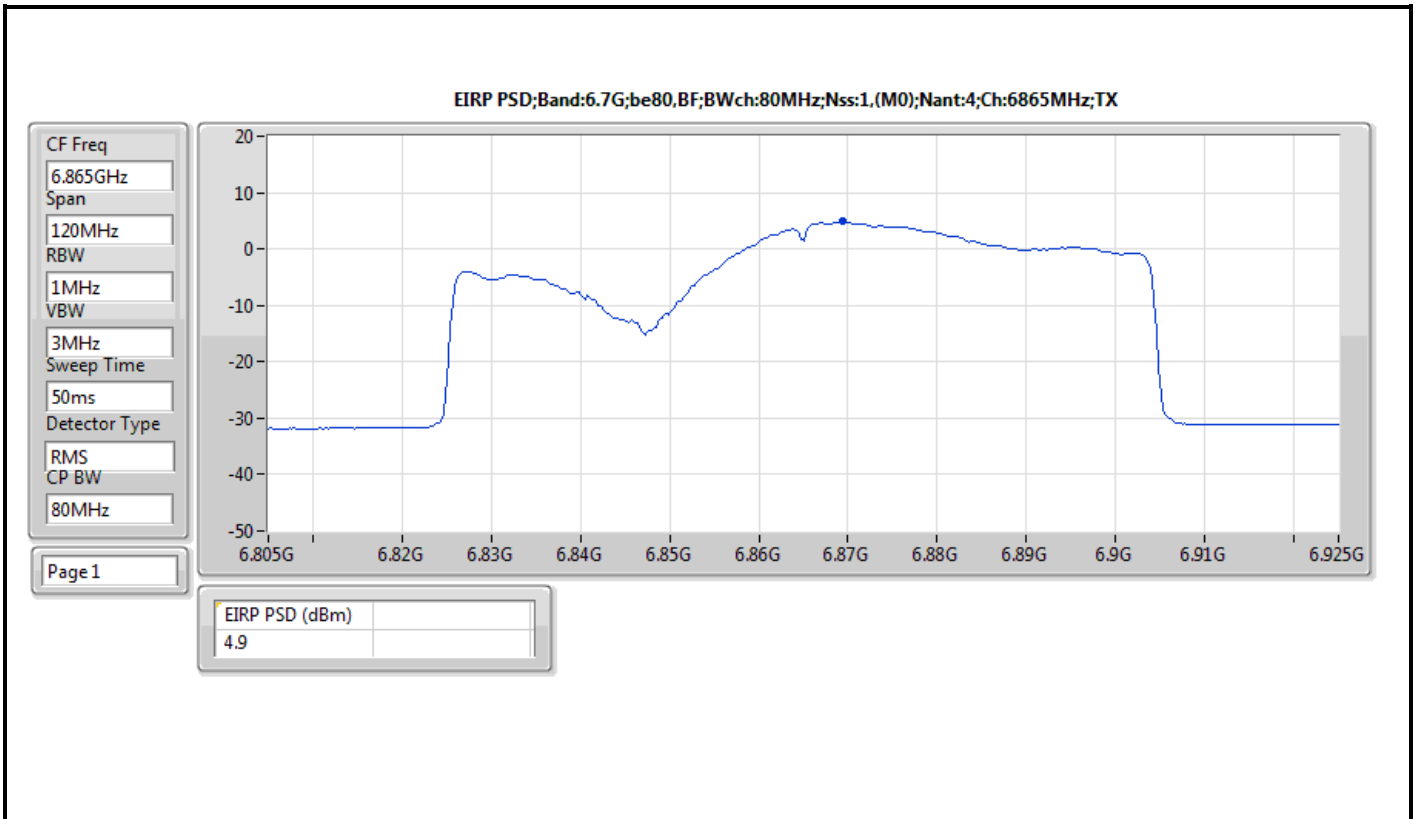


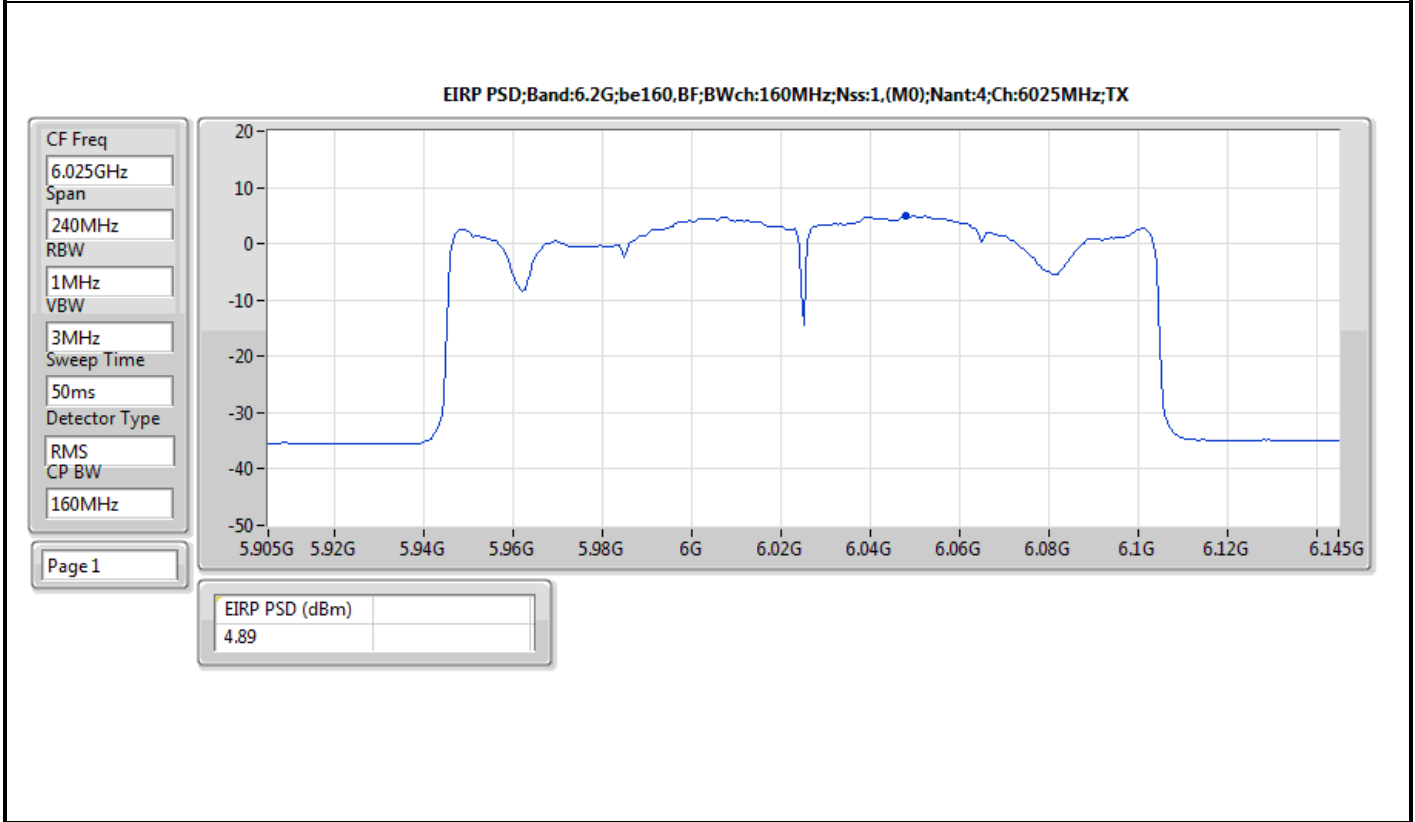
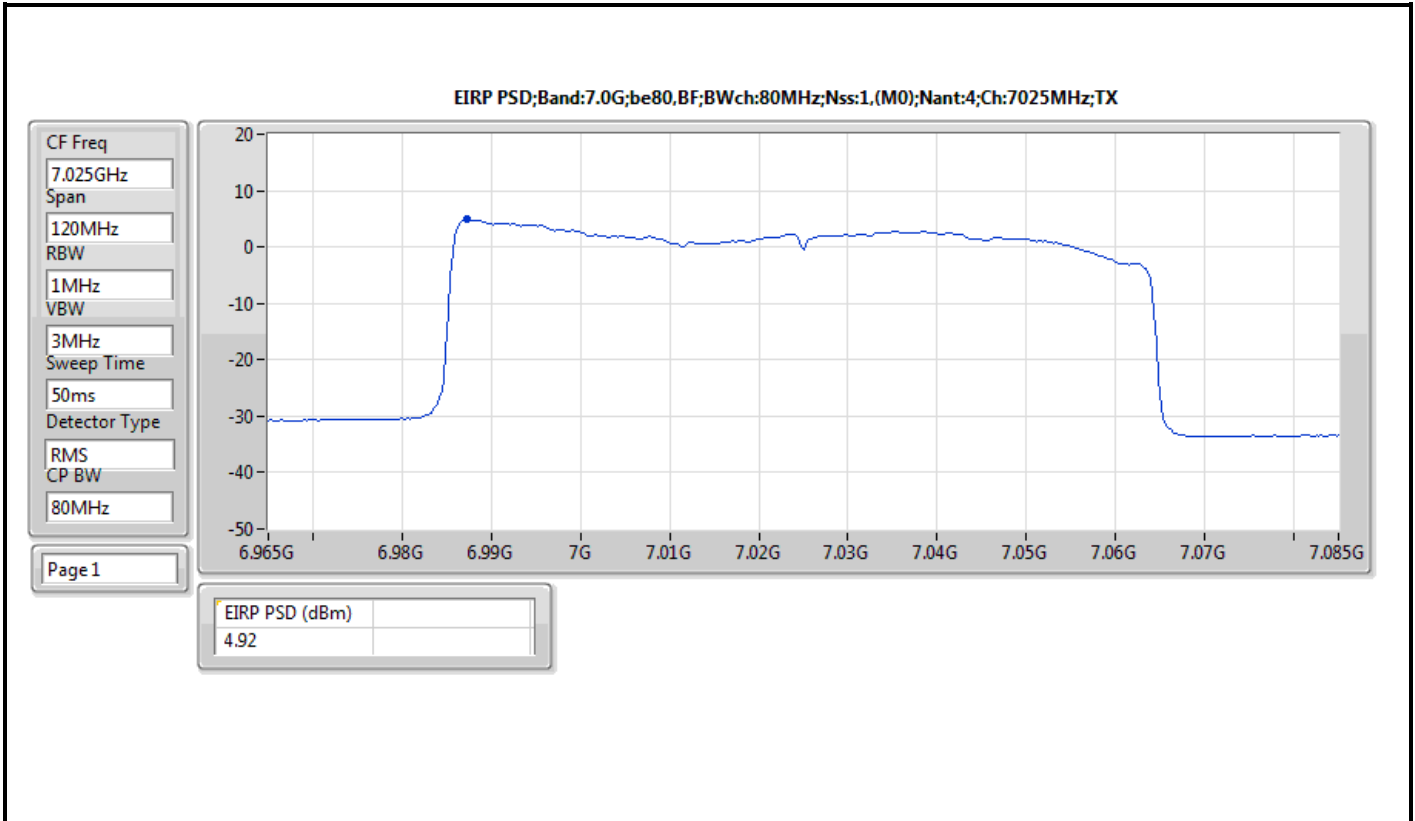


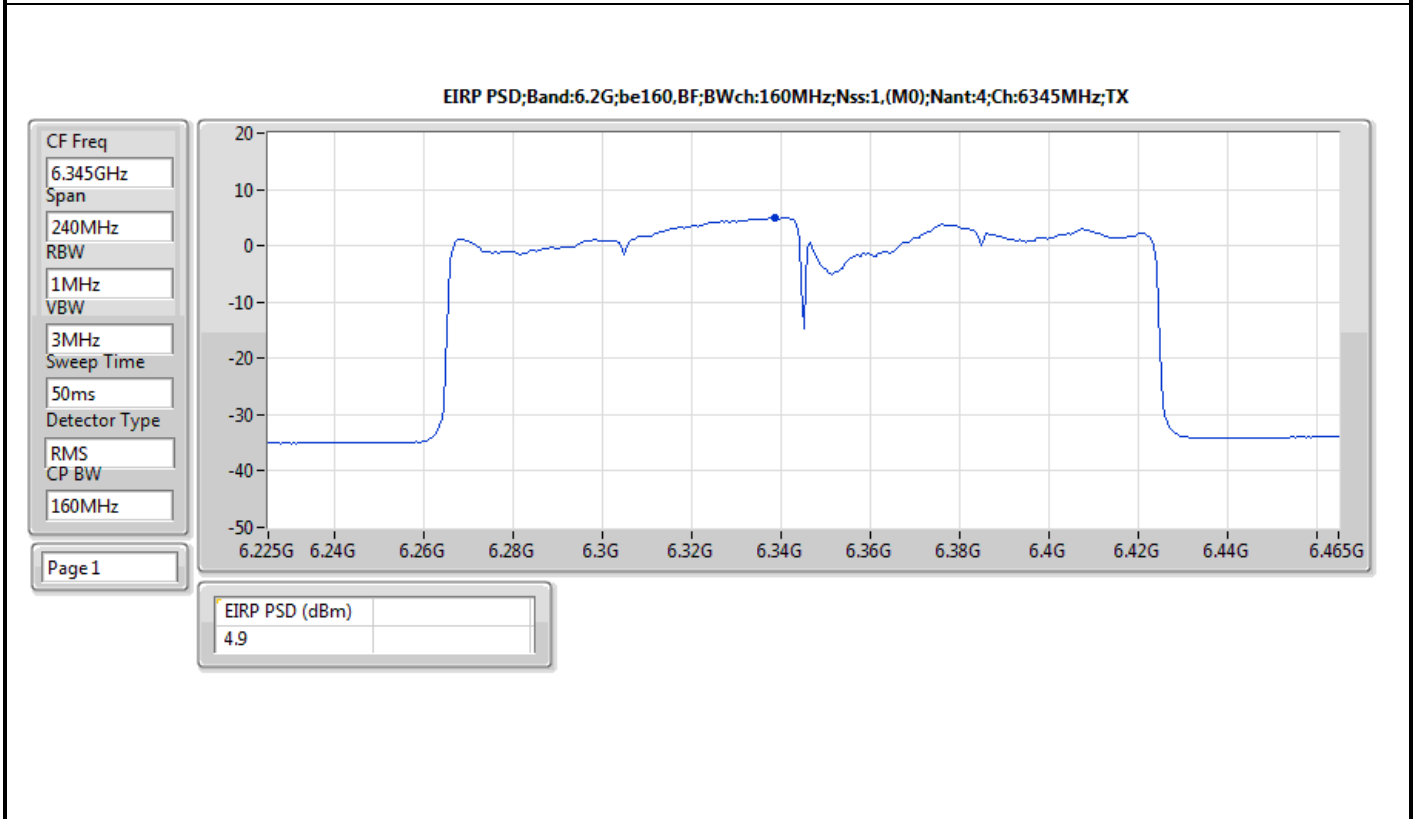
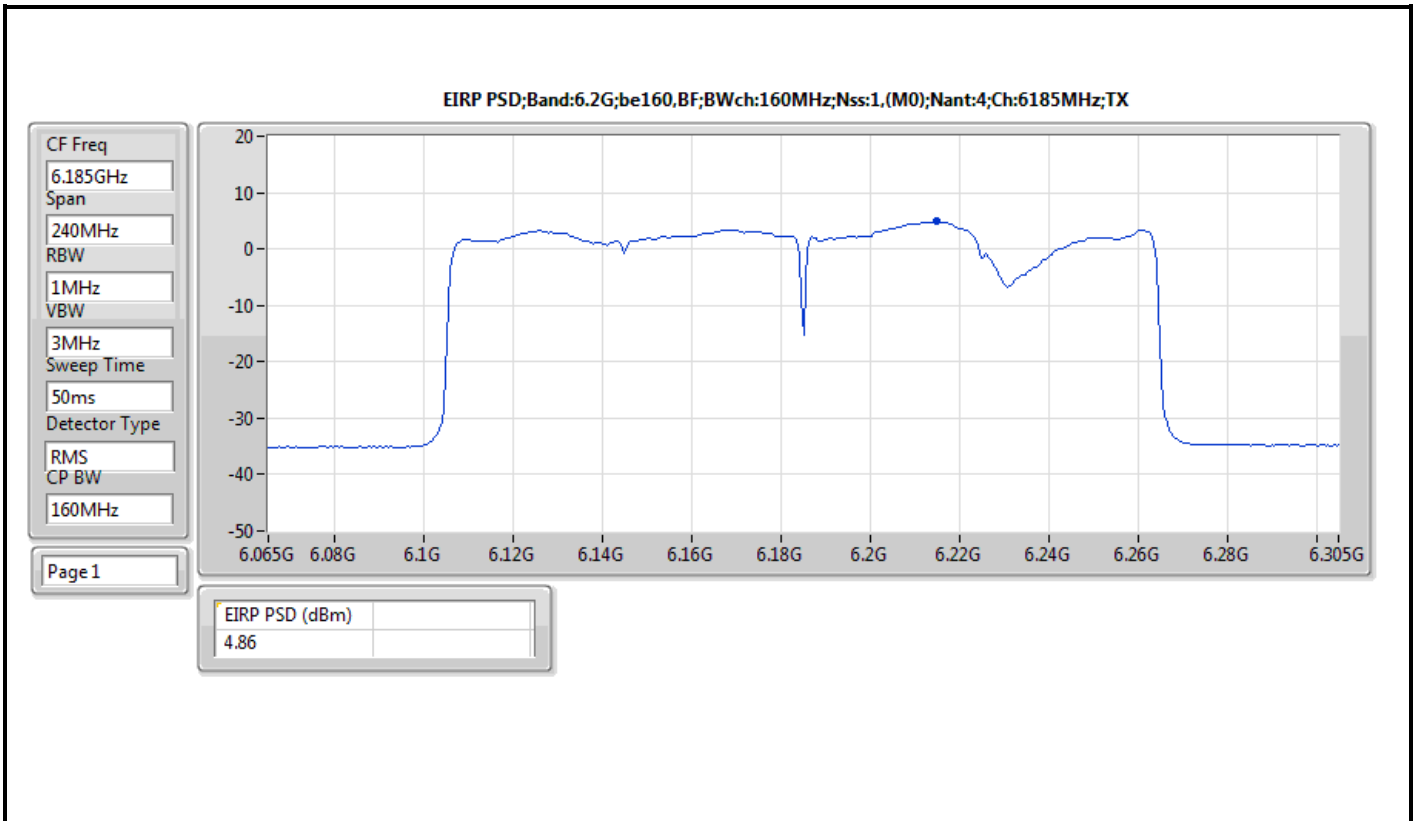


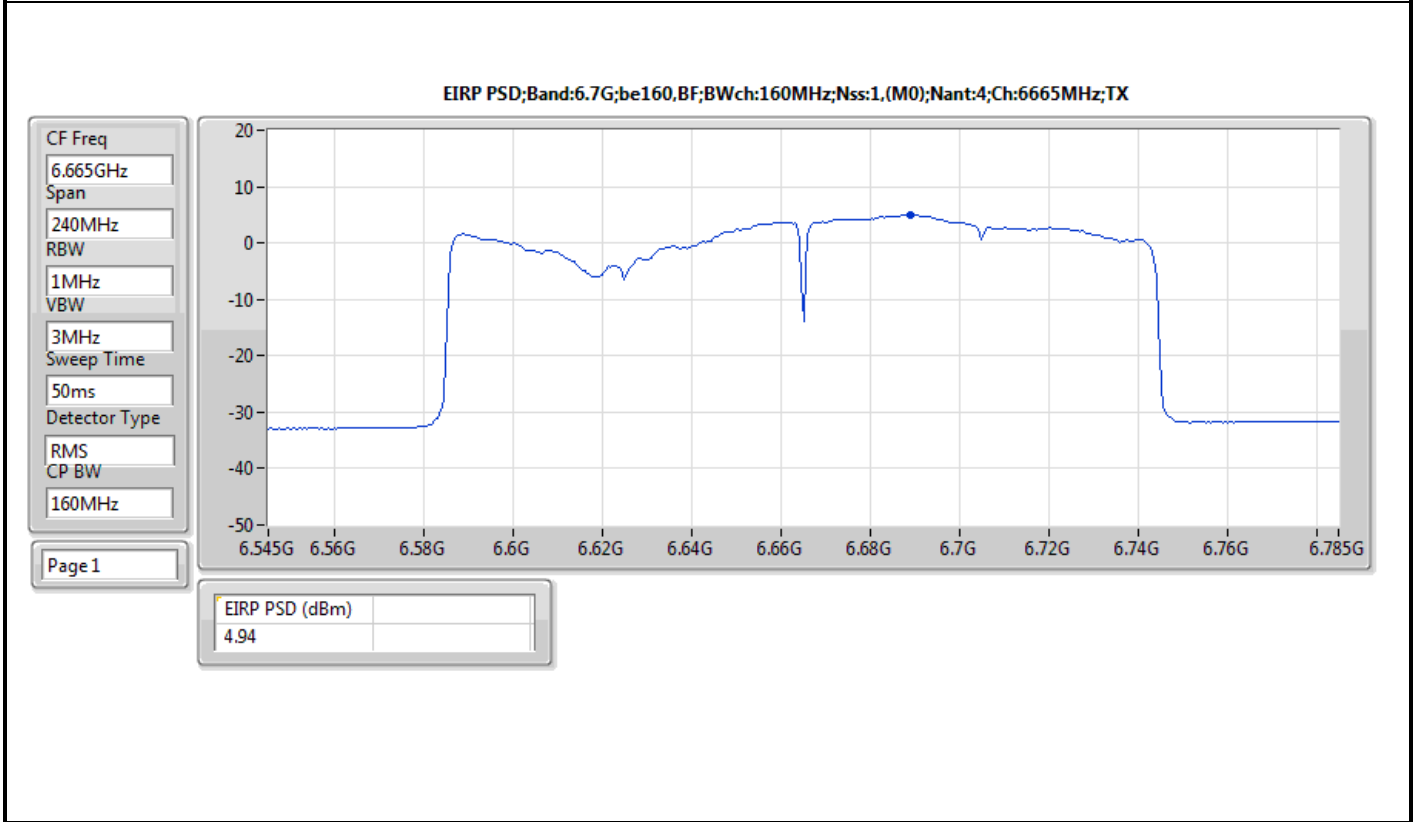
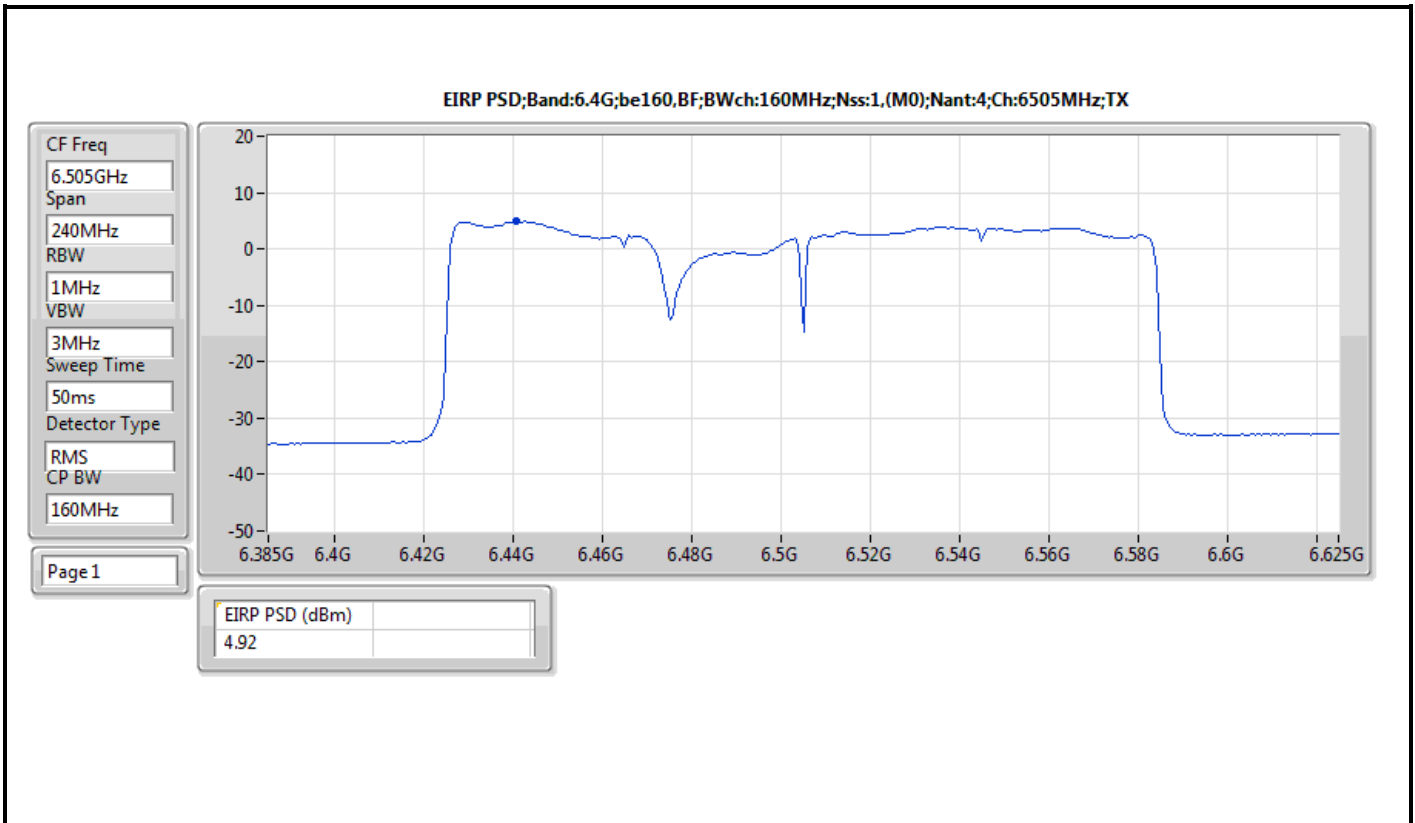


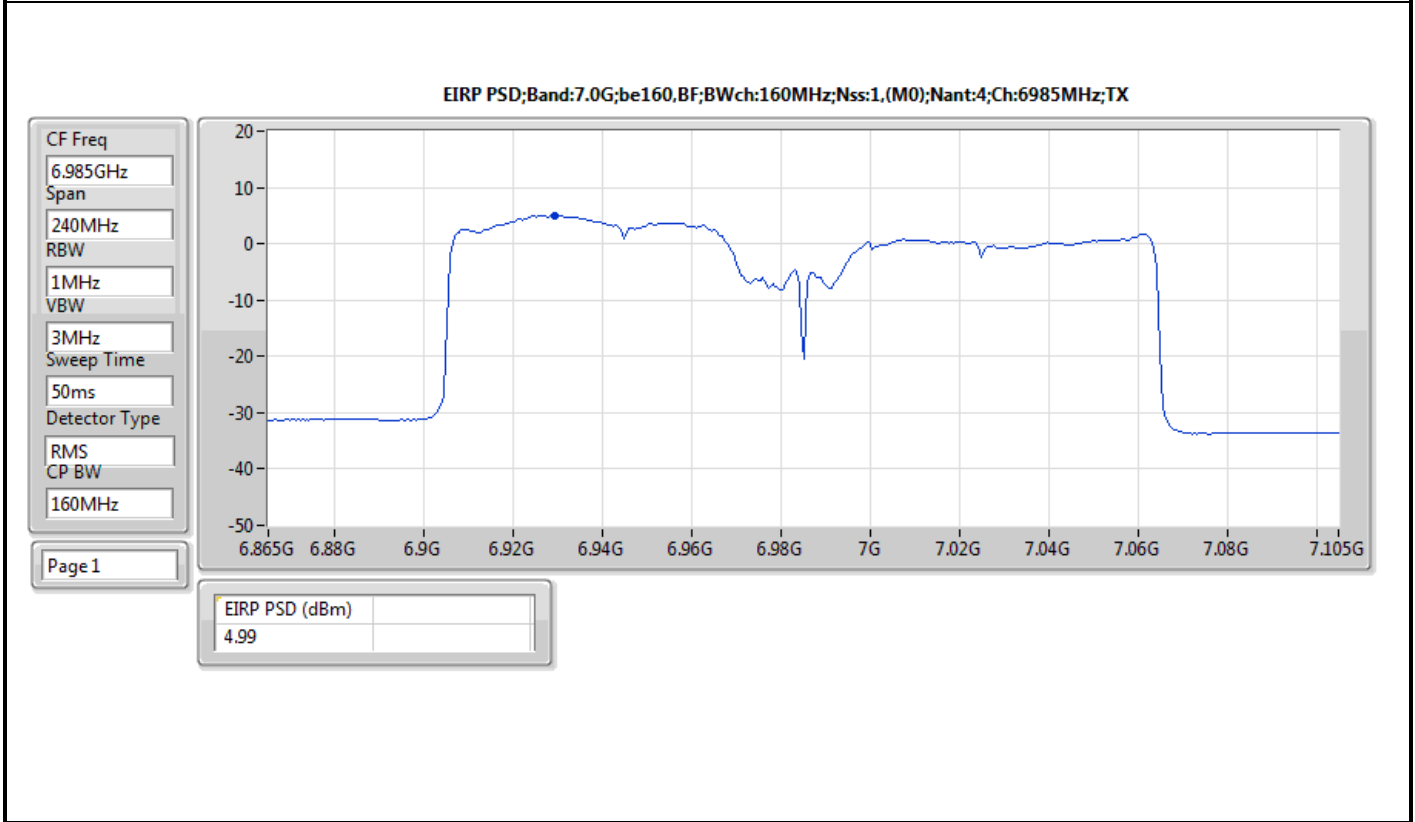
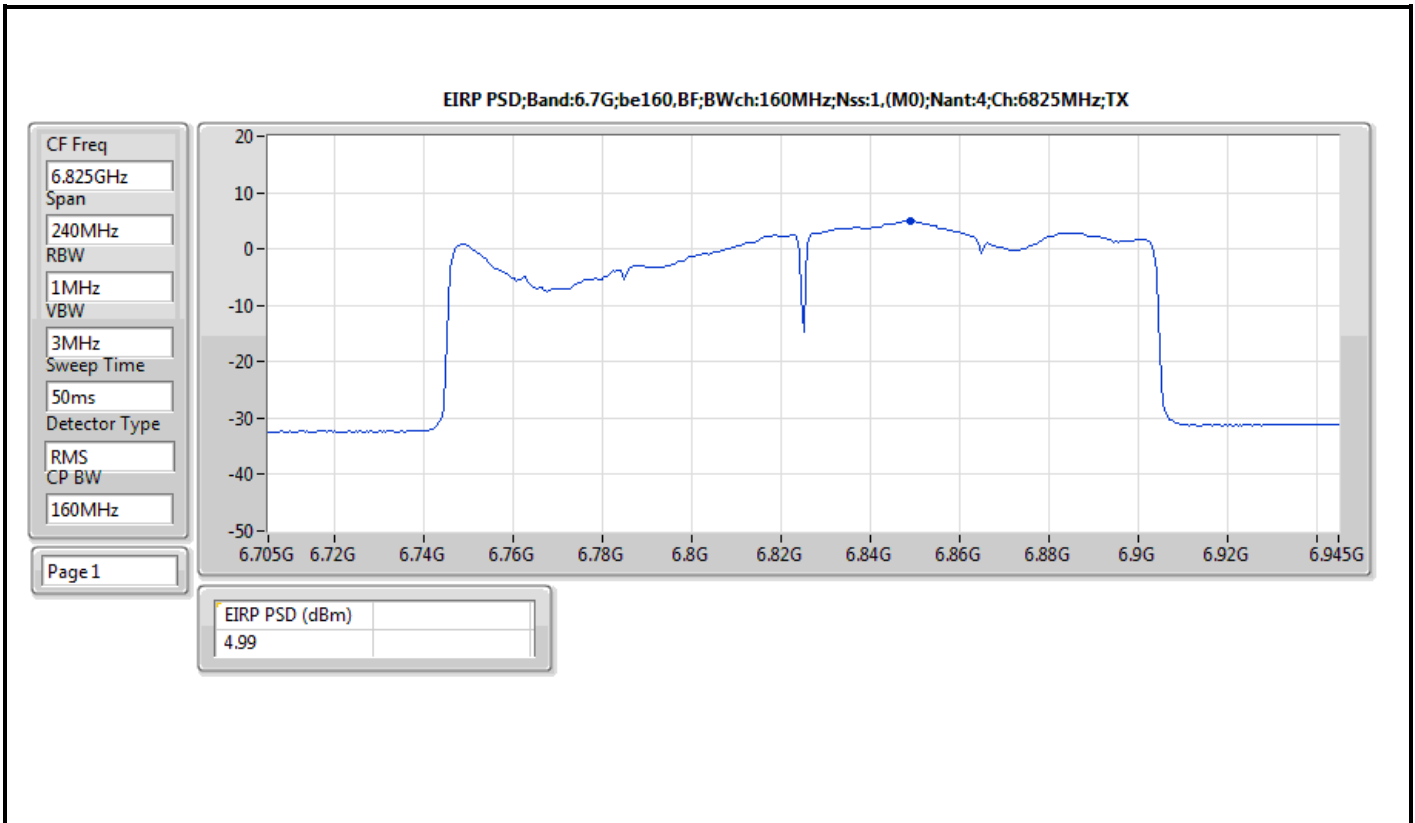


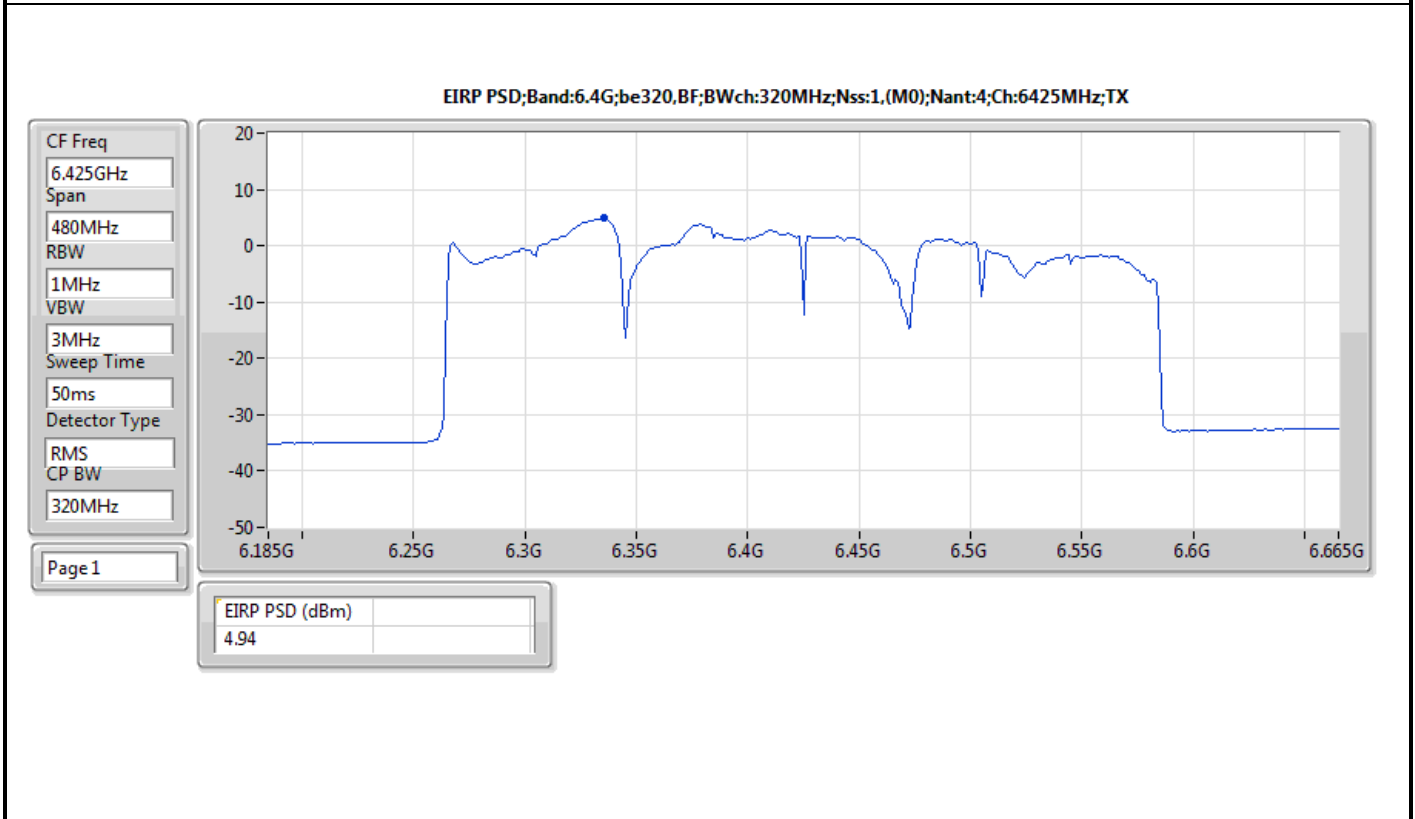
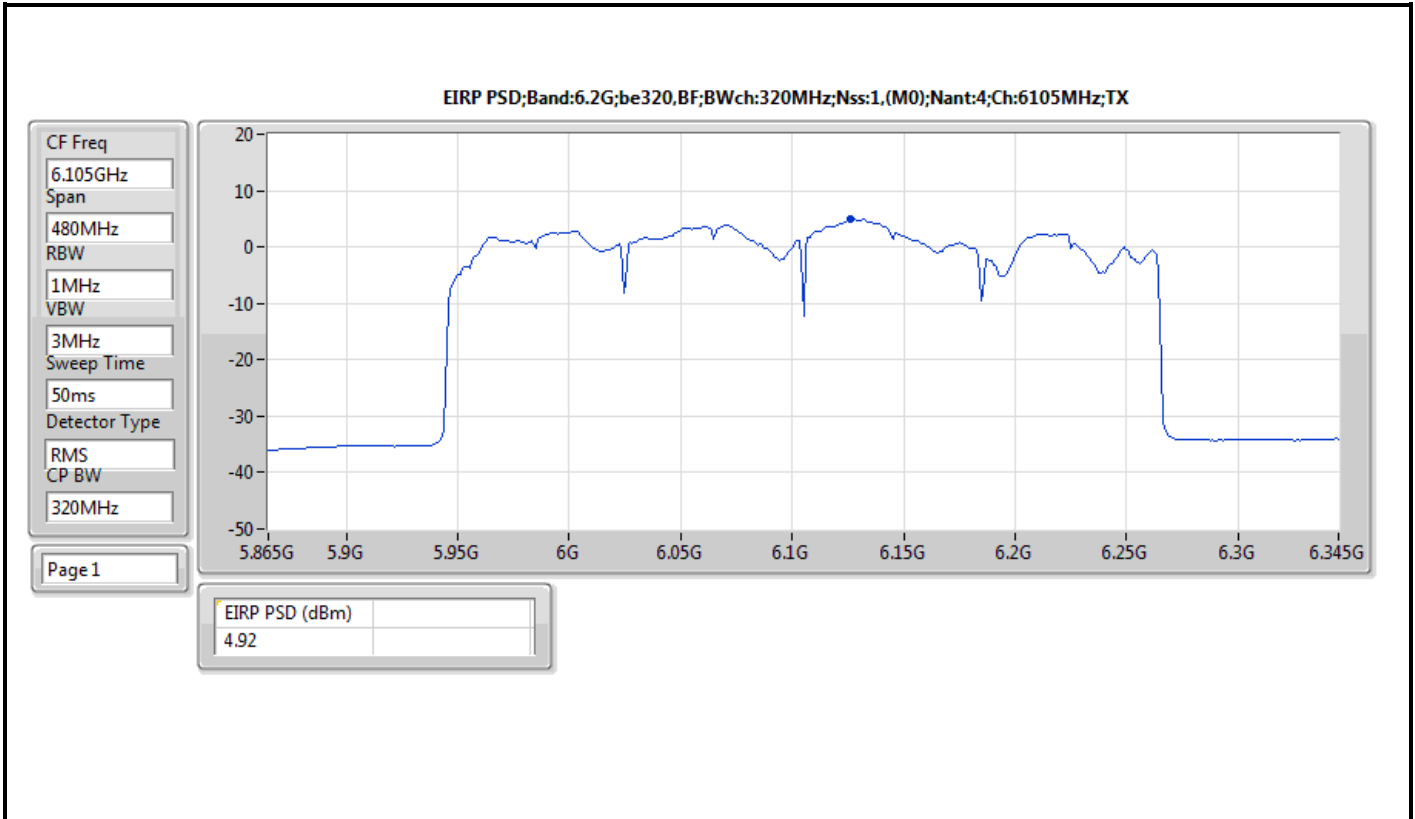


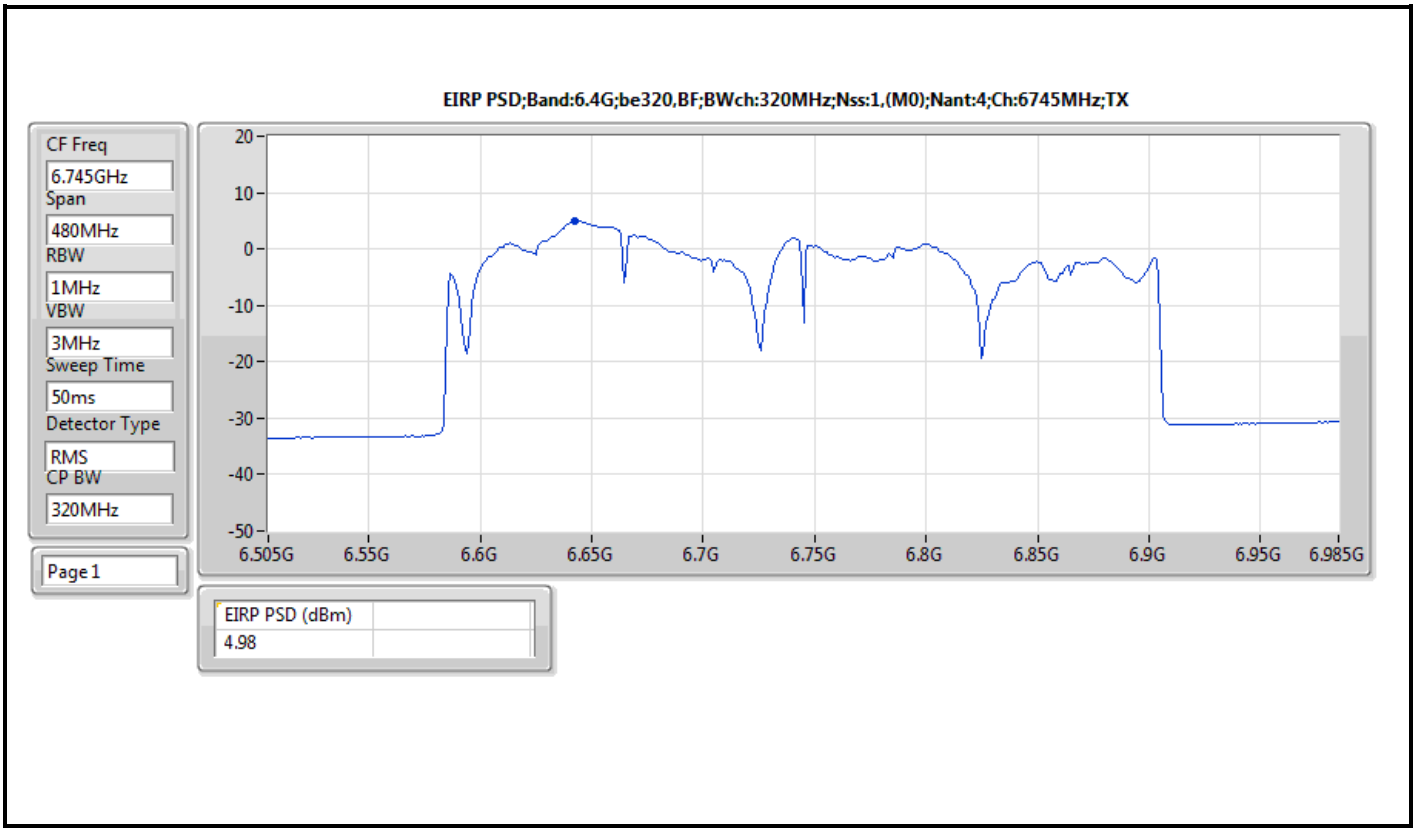










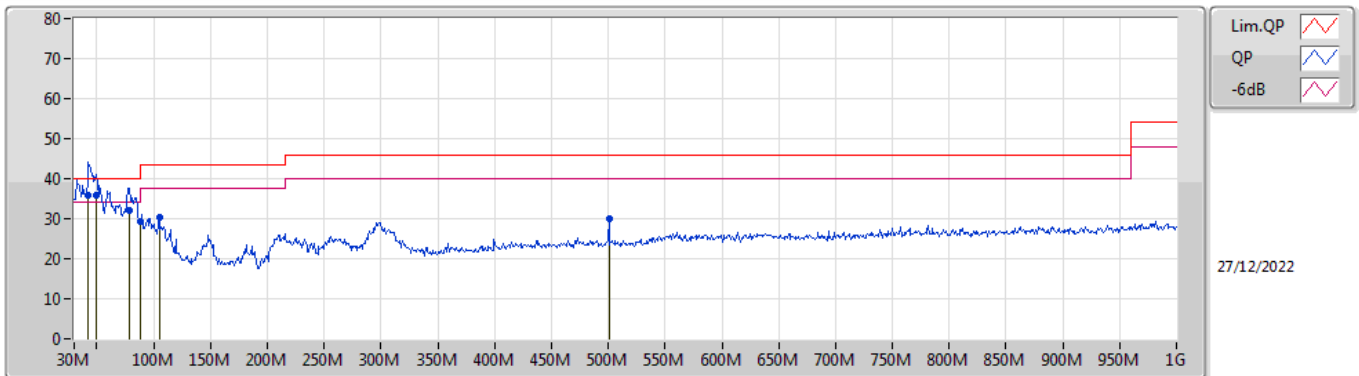




Summary

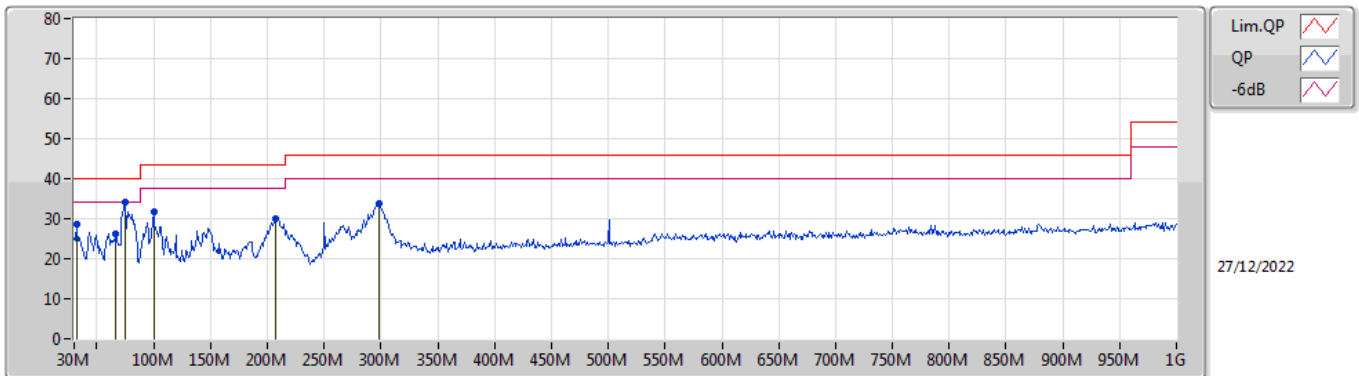
Mode	Result	Type	Freq (Hz)	Level (dBuV/m)	Limit (dBuV/m)	Margin (dB)	Condition
Mode 2	Pass	QP	42.61M	35.98	40.00	-4.02	Vertical

Mode 2



Type	Freq (Hz)	Level (dBuV/m)	Limit (dBuV/m)	Margin (dB)	Factor (dB/m)	Dist (m)	Condition	Azimuth (°)	Height (m)	Comment	Raw (dBuV/m)	AF (dB/m)	CL (dB)	PA (dB)
QP	42.61M	35.98	40.00	-4.02	-14.00	3	Vertical	185	1.00	"Worst"	49.98	16.71	0.60	31.31
QP	49.4M	35.97	40.00	-4.03	-17.04	3	Vertical	16	1.25	-	53.01	13.69	0.64	31.37
QP	78.5M	32.24	40.00	-7.76	-18.88	3	Vertical	28	1.00	-	51.12	11.81	0.77	31.46
PK	88M	29.24	43.50	-14.26	-17.37	3	Vertical	75	1.00	-	46.61	13.30	0.81	31.48
PK	104.69M	30.18	43.50	-13.32	-14.20	3	Vertical	115	1.00	-	44.38	16.39	0.89	31.48
PK	500.45M	29.95	46.00	-16.05	-7.45	3	Vertical	228	1.00	-	37.40	22.42	1.88	31.75

Mode 2



Type	Freq (Hz)	Level (dBuV/m)	Limit (dBuV/m)	Margin (dB)	Factor (dB/m)	Dist (m)	Condition	Azimuth (°)	Height (m)	Comment	Raw (dBuV/m)	AF (dB/m)	CL (dB)	PA (dB)
PK	31.94M	28.61	40.00	-11.39	-8.40	3	Horizontal	271	3.00	-	37.01	22.27	0.52	31.19
PK	66.86M	26.22	40.00	-13.78	-19.35	3	Horizontal	271	3.00	-	45.57	11.35	0.73	31.43
PK	74.62M	34.16	40.00	-5.84	-19.24	3	Horizontal	228	1.00	"Worst"	53.40	11.45	0.76	31.45
PK	99.84M	31.82	43.50	-11.68	-14.92	3	Horizontal	299	3.00	-	46.74	15.69	0.87	31.48
PK	207.51M	30.15	43.50	-13.35	-15.81	3	Horizontal	98	1.50	-	45.96	14.45	1.23	31.49
PK	298.69M	33.69	46.00	-12.31	-11.78	3	Horizontal	152	1.00	-	45.47	18.33	1.47	31.58

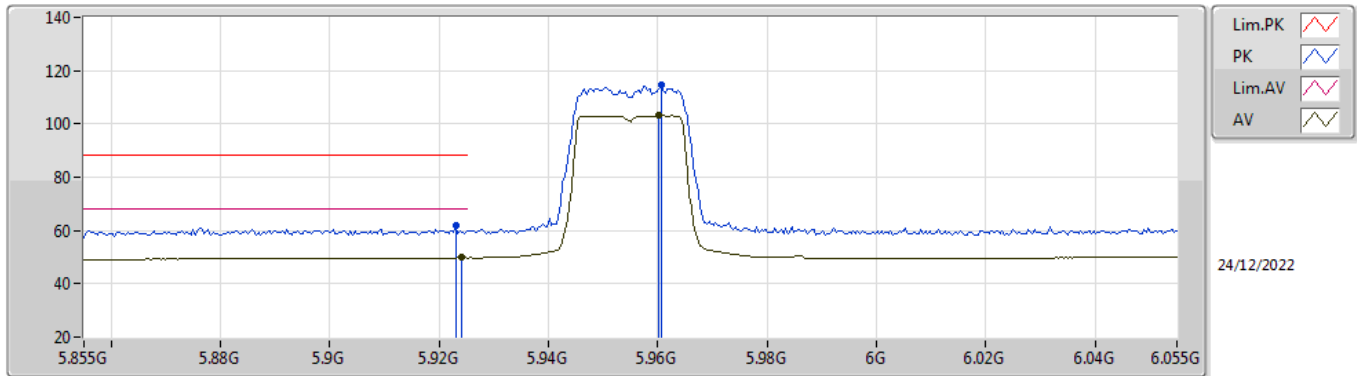


Summary

Mode	Result	Type	Freq (Hz)	Level (dBuV/m)	Limit (dBuV/m)	Margin (dB)	Dist (m)	Condition	Azimuth (°)	Height (m)	Comments
5.925-6.425GHz	-	-	-	-	-	-	-	-	-	-	-
802.11be EHT20-BF_Nss1,(MCS0)_4TX	Pass	AV	11.90148G	46.02	54.00	-7.98	3	Vertical	46	1.80	-

5.925-6.425GHz_802.11be EHT20-BF_Nss1,(MCS0)_4TX

5955MHz_TX

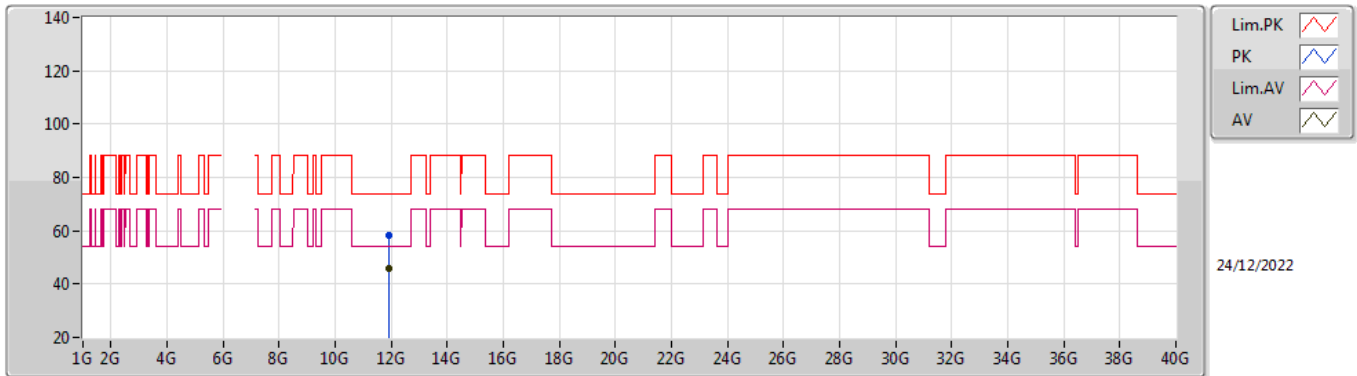


EUT_Z_4TX
 Setting 50
 06-H-S-5-10

Type	Freq (Hz)	Level (dBuV/m)	Limit (dBuV/m)	Margin (dB)	Raw (dBuV)	Dist (m)	Condition	Azimuth (°)	Height (m)	Comment	AF (dB)	CL (dB)	PA (dB)
PK	5.923G	61.67	88.20	-26.53	54.05	3	Vertical	232	1.80	-	32.60	7.38	32.36
RMS	5.9242G	50.23	68.20	-17.97	42.61	3	Vertical	232	1.80	-	32.60	7.38	32.36
PK	5.9606G	114.63	Inf	-Inf	107.01	3	Vertical	232	1.80	-	32.58	7.39	32.35
RMS	5.9602G	103.10	Inf	-Inf	95.48	3	Vertical	232	1.80	-	32.58	7.39	32.35

5.925-6.425GHz_802.11be EHT20-BF_Nss1,(MCS0)_4TX

5955MHz_TX

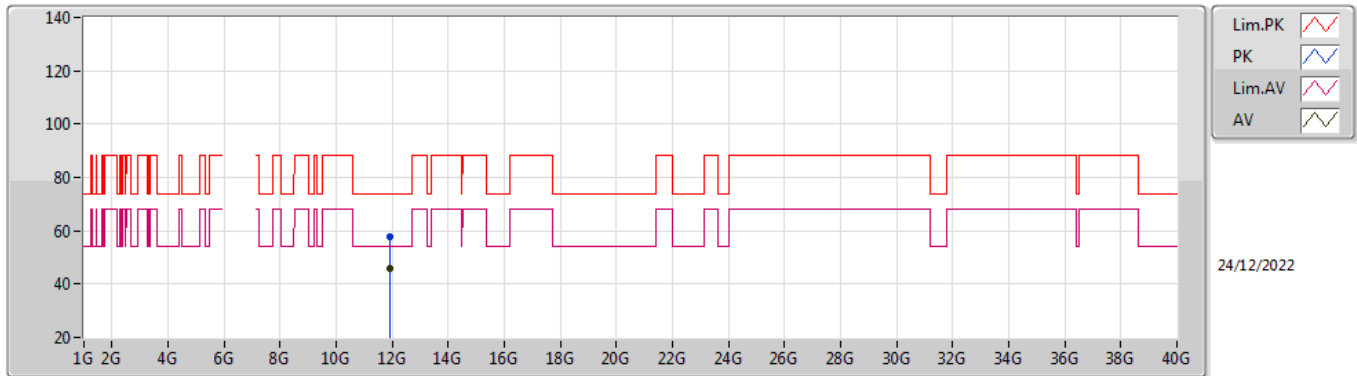


EUT_Z_4TX
 Setting 50
 06-H-K-5

Type	Freq (Hz)	Level (dBuV/m)	Limit (dBuV/m)	Margin (dB)	Raw (dBuV)	Dist (m)	Condition	Azimuth (°)	Height (m)	Comment	AF (dB)	CL (dB)	PA (dB)
PK	11.90132G	58.09	74.00	-15.91	43.41	3	Vertical	46	1.80	-	38.90	10.45	34.67
AV	11.90148G	46.02	54.00	-7.98	31.34	3	Vertical	46	1.80	-	38.90	10.45	34.67

5.925-6.425GHz_802.11be EHT20-BF_Nss1,(MCS0)_4TX

5955MHz_TX

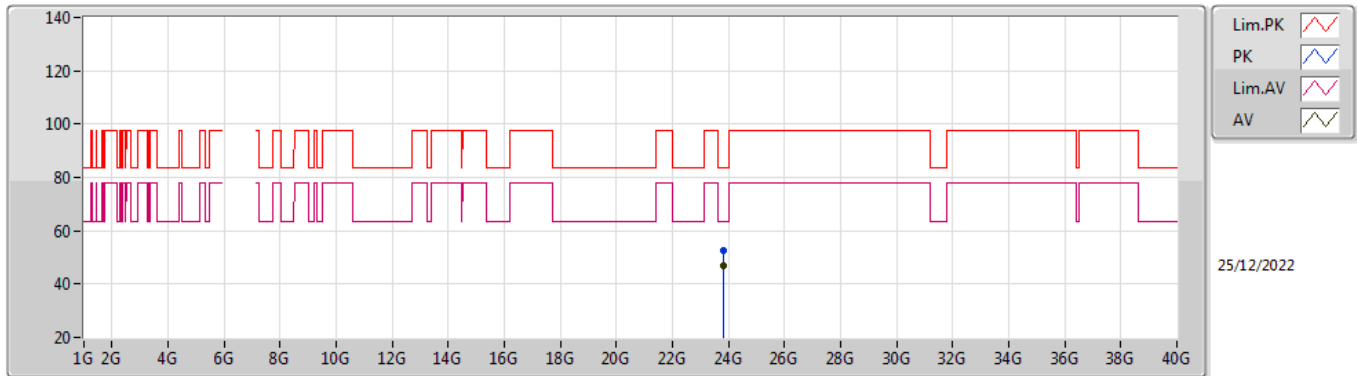


EUT_Z_4TX
 Setting 50
 06-H-K-5

Type	Freq (Hz)	Level (dBuV/m)	Limit (dBuV/m)	Margin (dB)	Raw (dBuV)	Dist (m)	Condition	Azimuth (°)	Height (m)	Comment	AF (dB)	CL (dB)	PA (dB)
PK	11.90748G	57.53	74.00	-16.47	42.83	3	Horizontal	260	1.80	-	38.91	10.46	34.67
AV	11.90424G	45.92	54.00	-8.08	31.22	3	Horizontal	260	1.80	-	38.91	10.46	34.67

5.925-6.425GHz_802.11be EHT20-BF_Nss1,(MCS0)_4TX

5955MHz_TX

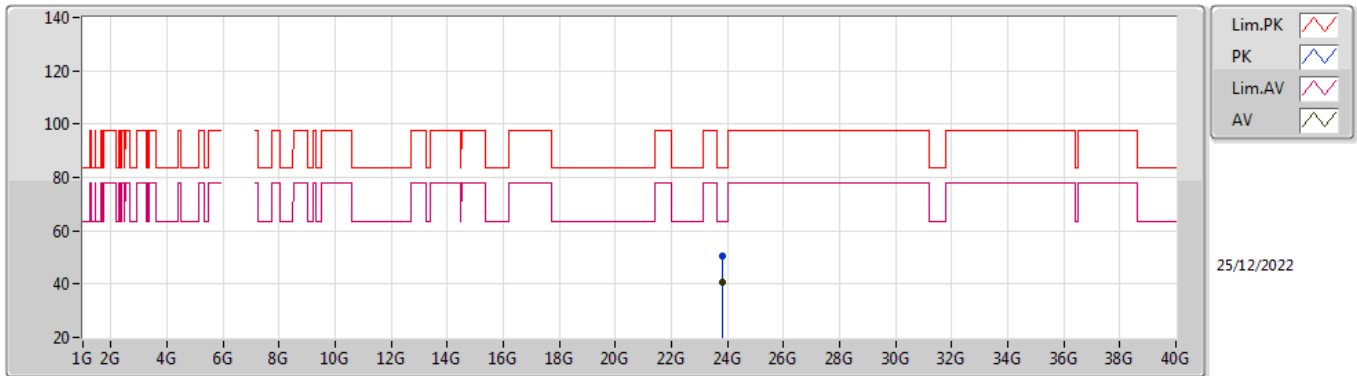


EUT_Z_4TX
 Setting 50
 06-H-K-5

Type	Freq (Hz)	Level (dBuV/m)	Limit (dBuV/m)	Margin (dB)	Raw (dBuV)	Dist (m)	Condition	Azimuth (°)	Height (m)	Comment	AF (dB)	CL (dB)	PA (dB)
PK	23.81938G	52.68	83.54	-30.86	45.19	1	Vertical	38	1.52	-	38.80	18.96	50.27
AV	23.81976G	47.00	63.54	-16.54	39.51	1	Vertical	38	1.52	-	38.80	18.96	50.27

5.925-6.425GHz_802.11be EHT20-BF_Nss1,(MCS0)_4TX

5955MHz_TX

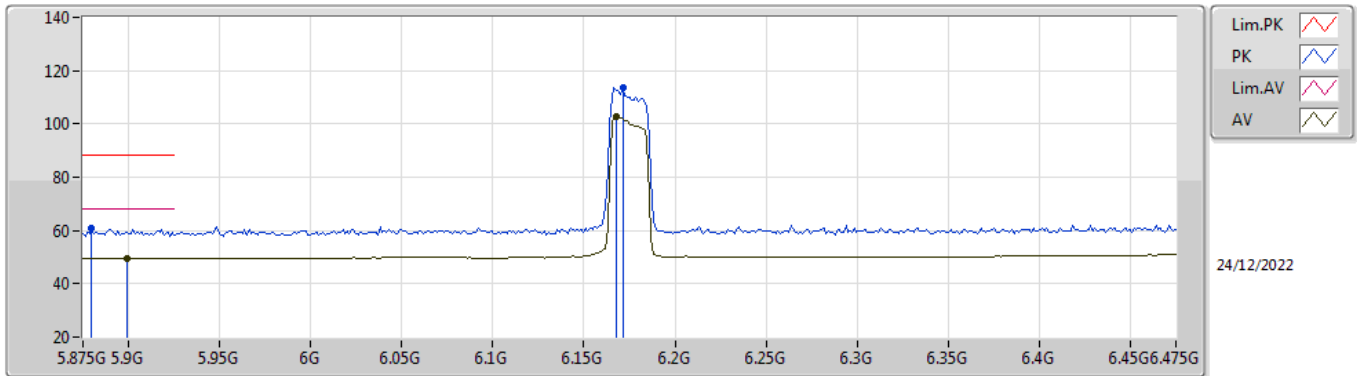


EUT_Z_4TX
 Setting 50
 06-H-K-5

Type	Freq (Hz)	Level (dBuV/m)	Limit (dBuV/m)	Margin (dB)	Raw (dBuV)	Dist (m)	Condition	Azimuth (°)	Height (m)	Comment	AF (dB)	CL (dB)	PA (dB)
PK	23.81962G	50.40	83.54	-33.14	42.91	1	Horizontal	69	1.52	-	38.80	18.96	50.27
AV	23.81974G	40.93	63.54	-22.61	33.44	1	Horizontal	69	1.52	-	38.80	18.96	50.27

5.925-6.425GHz_802.11be EHT20-BF_Nss1,(MCS0)_4TX

6175MHz_TX

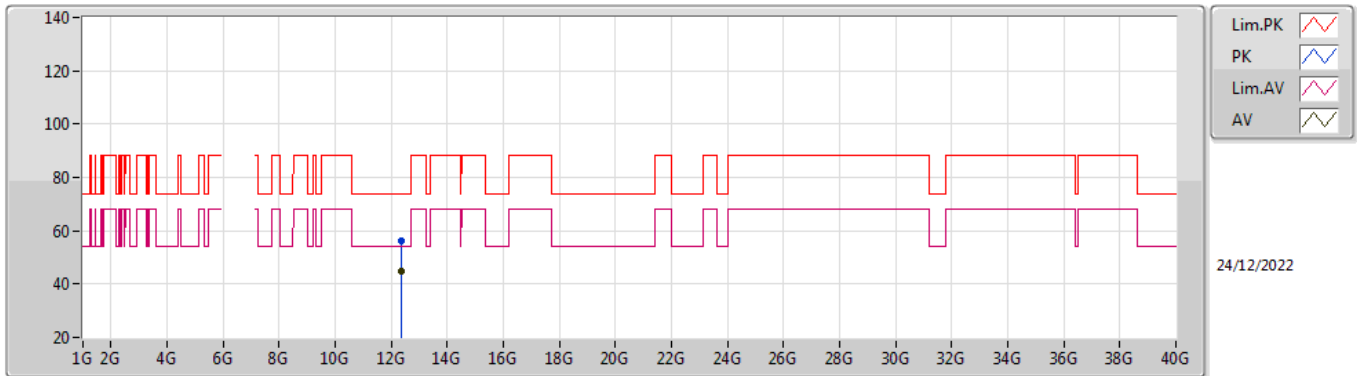


EUT_Z_4TX
 Setting 50
 06-H-S-5-10

Type	Freq (Hz)	Level (dBuV/m)	Limit (dBuV/m)	Margin (dB)	Raw (dBuV)	Dist (m)	Condition	Azimuth (°)	Height (m)	Comment	AF (dB)	CL (dB)	PA (dB)
PK	5.8798G	60.73	88.20	-27.47	53.26	3	Vertical	27	1.80	-	32.48	7.37	32.38
RMS	5.899G	49.53	68.20	-18.67	41.94	3	Vertical	27	1.80	-	32.59	7.37	32.37
PK	6.1714G	113.55	Inf	-Inf	105.84	3	Vertical	27	1.80	-	32.79	7.51	32.59
RMS	6.1678G	102.83	Inf	-Inf	95.13	3	Vertical	27	1.80	-	32.77	7.51	32.58

5.925-6.425GHz_802.11be EHT20-BF_Nss1,(MCS0)_4TX

6175MHz_TX

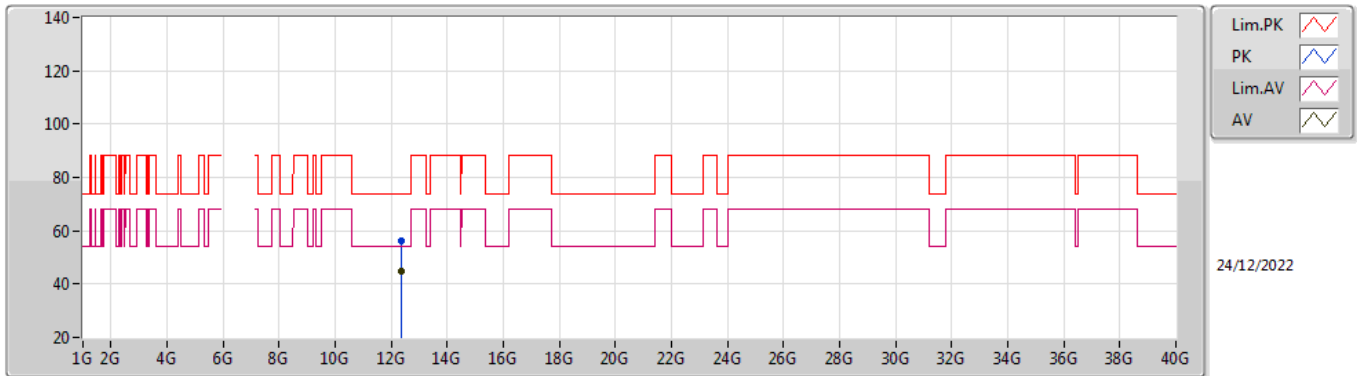


EUT_Z_4TX
 Setting 50
 06-H-K-5

Type	Freq (Hz)	Level (dBuV/m)	Limit (dBuV/m)	Margin (dB)	Raw (dBuV)	Dist (m)	Condition	Azimuth (°)	Height (m)	Comment	AF (dB)	CL (dB)	PA (dB)
PK	12.35192G	56.40	74.00	-17.60	41.75	3	Vertical	152	1.80	-	38.75	10.59	34.69
AV	12.35952G	44.60	54.00	-9.40	29.95	3	Vertical	152	1.80	-	38.74	10.60	34.69

5.925-6.425GHz_802.11be EHT20-BF_Nss1,(MCS0)_4TX

6175MHz_TX

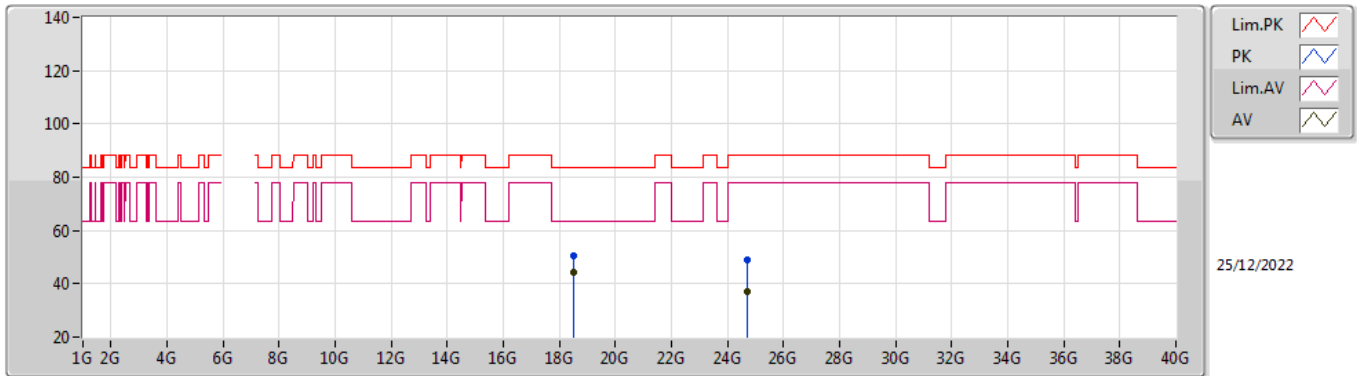


EUT_Z_4TX
 Setting 50
 06-H-K-5

Type	Freq (Hz)	Level (dBuV/m)	Limit (dBuV/m)	Margin (dB)	Raw (dBuV)	Dist (m)	Condition	Azimuth (°)	Height (m)	Comment	AF (dB)	CL (dB)	PA (dB)
PK	12.355G	56.16	74.00	-17.84	41.52	3	Horizontal	252	1.80	-	38.74	10.59	34.69
AV	12.35392G	44.60	54.00	-9.40	29.95	3	Horizontal	252	1.80	-	38.75	10.59	34.69

5.925-6.425GHz_802.11be EHT20-BF_Nss1,(MCS0)_4TX

6175MHz_TX

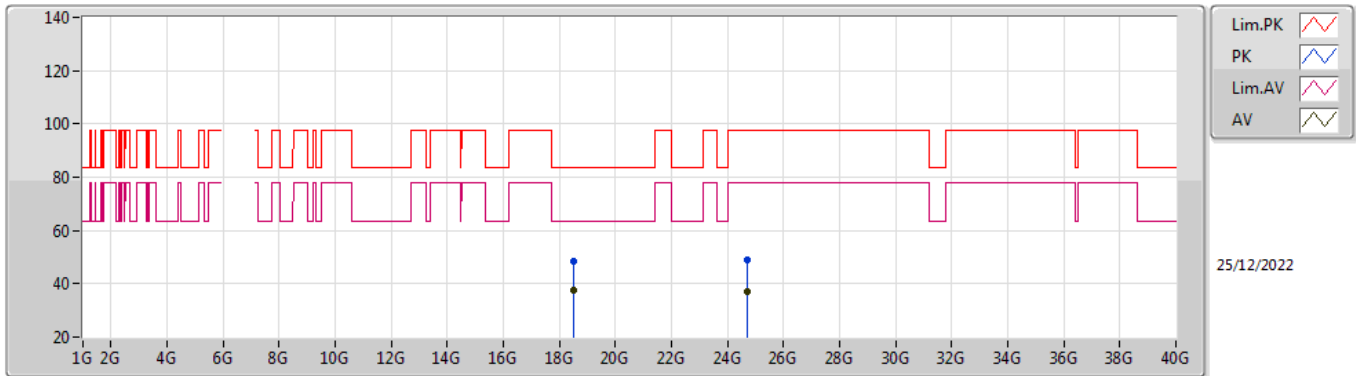


EUT_Z_4TX
 Setting 50
 06-H-K-5

Type	Freq (Hz)	Level (dBuV/m)	Limit (dBuV/m)	Margin (dB)	Raw (dBuV)	Dist (m)	Condition	Azimuth (°)	Height (m)	Comment	AF (dB)	CL (dB)	PA (dB)
PK	18.52512G	50.42	83.54	-33.12	46.48	1	Vertical	343	1.53	-	37.61	16.66	50.33
AV	18.52482G	44.23	63.54	-19.31	40.28	1	Vertical	343	1.53	-	37.61	16.66	50.32
PK	24.69506G	49.07	97.74	-48.67	40.60	1	Vertical	103	1.54	-	38.90	19.29	49.72
RMS	24.69938G	37.07	77.74	-40.67	28.60	1	Vertical	103	1.54	-	38.90	19.29	49.72

5.925-6.425GHz_802.11be EHT20-BF_Nss1,(MCS0)_4TX

6175MHz_TX

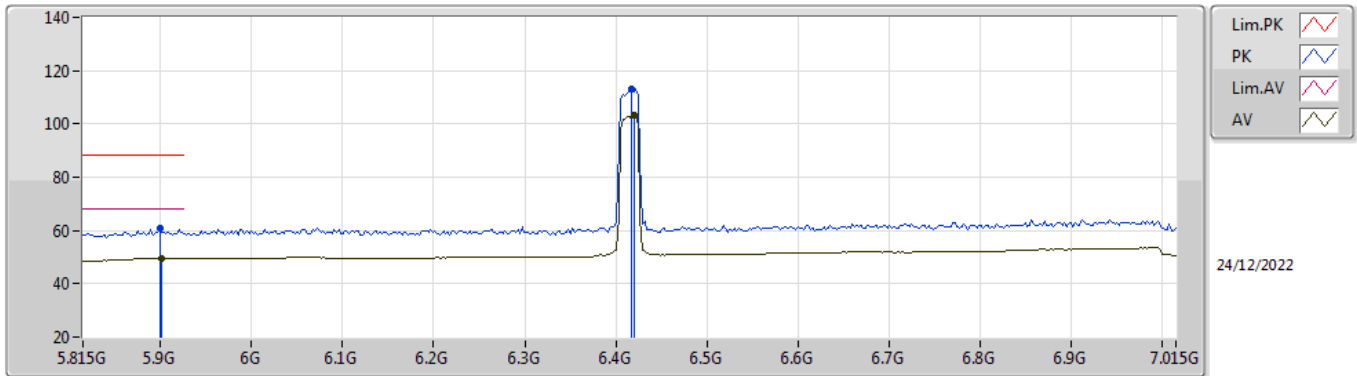


EUT_Z_4TX
 Setting 50
 06-H-K-5

Type	Freq (Hz)	Level (dBuV/m)	Limit (dBuV/m)	Margin (dB)	Raw (dBuV)	Dist (m)	Condition	Azimuth (°)	Height (m)	Comment	AF (dB)	CL (dB)	PA (dB)
PK	18.5249G	48.39	83.54	-35.15	44.44	1	Horizontal	20	1.54	-	37.61	16.66	50.32
AV	18.5248G	37.78	63.54	-25.76	33.83	1	Horizontal	20	1.54	-	37.61	16.66	50.32
PK	24.6961G	48.94	97.74	-48.80	40.47	1	Horizontal	17	1.56	-	38.90	19.29	49.72
RMS	24.70226G	37.09	77.74	-40.65	28.62	1	Horizontal	17	1.56	-	38.90	19.29	49.72

5.925-6.425GHz_802.11be EHT20-BF_Nss1,(MCS0)_4TX

6415MHz_TX

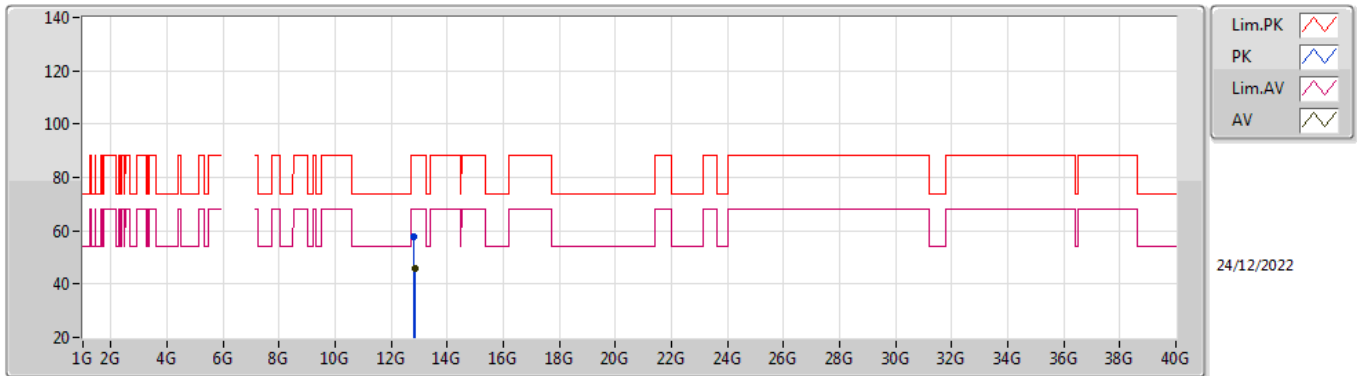


EUT_Z_4TX
Setting 50
06-H-S-5-10

Type	Freq (Hz)	Level (dBuV/m)	Limit (dBuV/m)	Margin (dB)	Raw (dBuV)	Dist (m)	Condition	Azimuth (°)	Height (m)	Comment	AF (dB)	CL (dB)	PA (dB)
PK	5.899G	61.09	88.20	-27.11	53.50	3	Vertical	44	1.80	-	32.59	7.37	32.37
RMS	5.9014G	49.51	68.20	-18.69	41.90	3	Vertical	44	1.80	-	32.60	7.38	32.37
PK	6.4174G	113.17	Inf	-Inf	104.28	3	Vertical	44	1.80	-	33.83	8.00	32.94
RMS	6.4198G	103.44	Inf	-Inf	94.54	3	Vertical	44	1.80	-	33.84	8.00	32.94

5.925-6.425GHz_802.11be EHT20-BF_Nss1,(MCS0)_4TX

6415MHz_TX

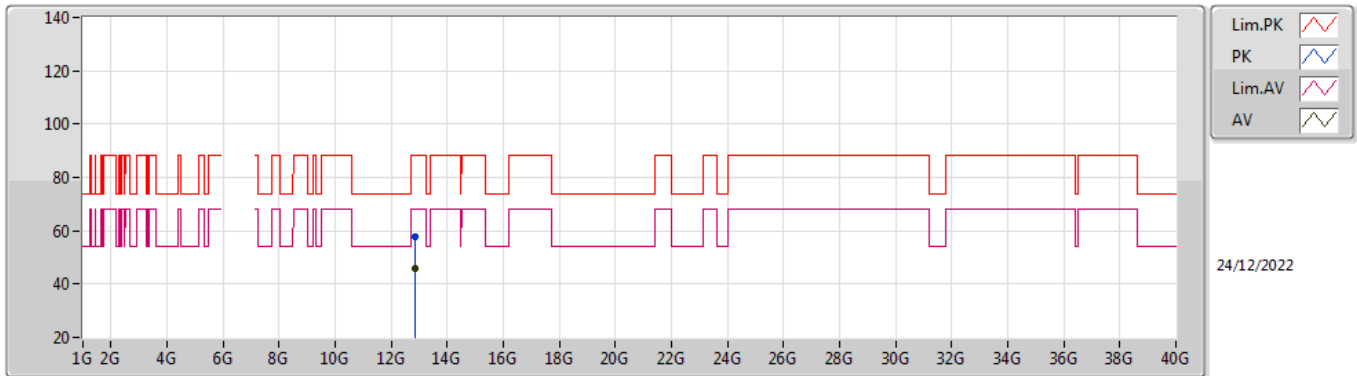


EUT_Z_4TX
 Setting 50
 06-H-K-5

Type	Freq (Hz)	Level (dBuV/m)	Limit (dBuV/m)	Margin (dB)	Raw (dBuV)	Dist (m)	Condition	Azimuth (°)	Height (m)	Comment	AF (dB)	CL (dB)	PA (dB)
PK	12.8268G	57.81	88.20	-30.39	42.43	3	Vertical	360	1.80	-	39.35	10.74	34.71
RMS	12.8306G	45.73	68.20	-22.47	30.33	3	Vertical	360	1.80	-	39.36	10.75	34.71

5.925-6.425GHz_802.11be EHT20-BF_Nss1,(MCS0)_4TX

6415MHz_TX

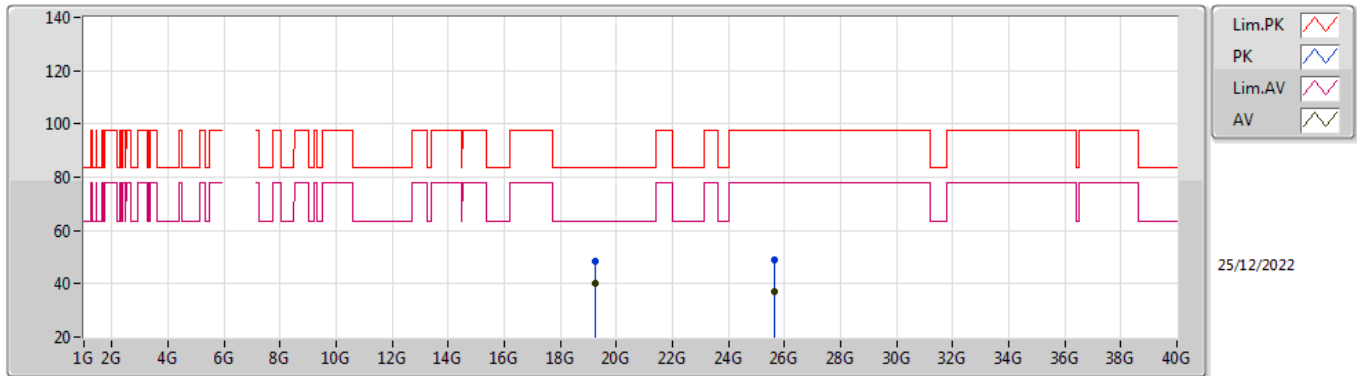


EUT_Z_4TX
 Setting 50
 06-H-K-5

Type	Freq (Hz)	Level (dBuV/m)	Limit (dBuV/m)	Margin (dB)	Raw (dBuV)	Dist (m)	Condition	Azimuth (°)	Height (m)	Comment	AF (dB)	CL (dB)	PA (dB)
PK	12.83204G	57.66	88.20	-30.54	42.26	3	Horizontal	256	1.80	-	39.36	10.75	34.71
RMS	12.83036G	45.61	68.20	-22.59	30.21	3	Horizontal	256	1.80	-	39.36	10.75	34.71

5.925-6.425GHz_802.11be EHT20-BF_Nss1,(MCS0)_4TX

6415MHz_TX

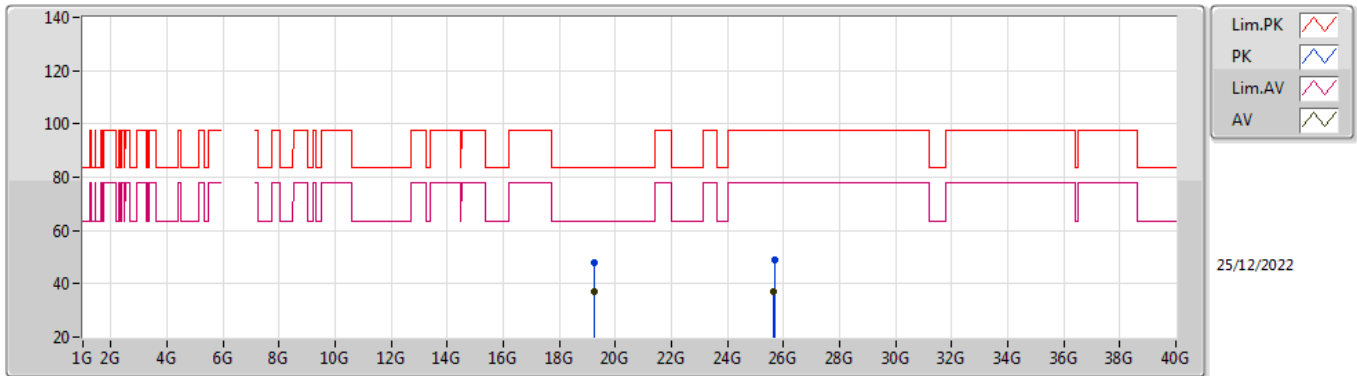


EUT_Z_4TX
 Setting 50
 06-H-K-5

Type	Freq (Hz)	Level (dBuV/m)	Limit (dBuV/m)	Margin (dB)	Raw (dBuV)	Dist (m)	Condition	Azimuth (°)	Height (m)	Comment	AF (dB)	CL (dB)	PA (dB)
PK	19.24544G	48.58	83.54	-34.96	45.12	1	Vertical	342	1.52	-	37.60	16.95	51.09
AV	19.2448G	40.01	63.54	-23.53	36.55	1	Vertical	342	1.52	-	37.60	16.95	51.09
PK	25.65588G	48.99	97.74	-48.75	39.75	1	Vertical	321	1.55	-	38.90	19.64	49.30
RMS	25.65906G	37.12	77.74	-40.62	27.88	1	Vertical	321	1.55	-	38.90	19.64	49.30

5.925-6.425GHz_802.11be EHT20-BF_Nss1,(MCS0)_4TX

6415MHz_TX

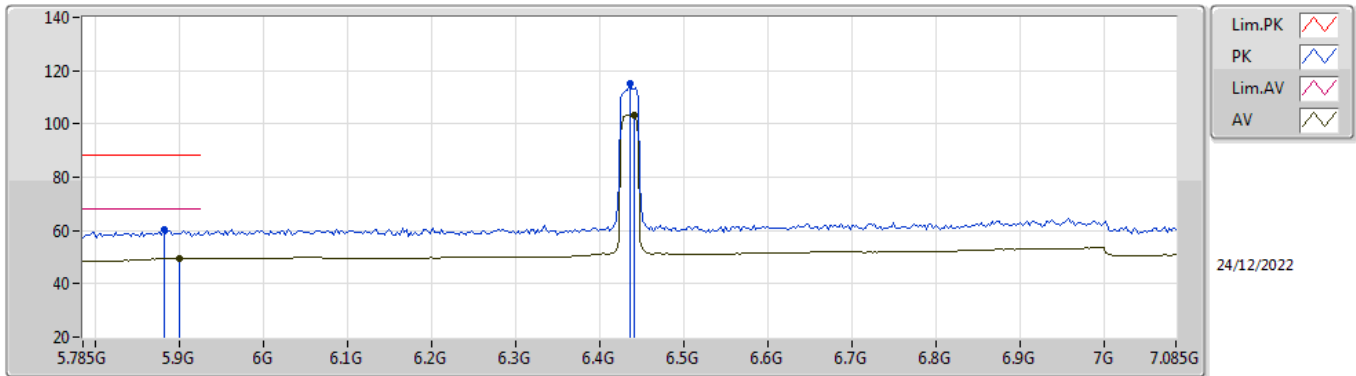


EUT_Z_4TX
 Setting 50
 06-H-K-5

Type	Freq (Hz)	Level (dBuV/m)	Limit (dBuV/m)	Margin (dB)	Raw (dBuV)	Dist (m)	Condition	Azimuth (°)	Height (m)	Comment	AF (dB)	CL (dB)	PA (dB)
PK	19.24476G	47.97	83.54	-35.57	44.51	1	Horizontal	15	1.53	-	37.60	16.95	51.09
AV	19.24476G	37.32	63.54	-26.22	33.86	1	Horizontal	15	1.53	-	37.60	16.95	51.09
PK	25.66476G	48.88	97.74	-48.86	39.64	1	Horizontal	143	1.55	-	38.90	19.64	49.30
RMS	25.65532G	37.00	77.74	-40.74	27.76	1	Horizontal	143	1.55	-	38.90	19.64	49.30

6.425-6.525GHz_802.11be EHT20-BF_Nss1,(MCS0)_4TX

6435MHz_TX

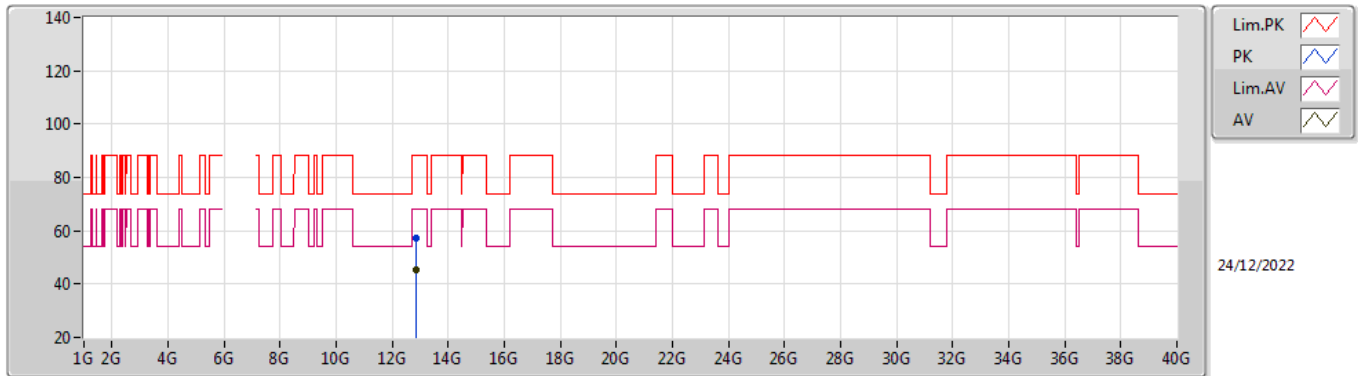


EUT_Z_4TX
 Setting 50
 06-H-K-3-10

Type	Freq (Hz)	Level (dBuV/m)	Limit (dBuV/m)	Margin (dB)	Raw (dBuV)	Dist (m)	Condition	Azimuth (°)	Height (m)	Comment	AF (dB)	CL (dB)	PA (dB)
PK	5.8812G	60.18	88.20	-28.02	52.70	3	Vertical	221	1.80	-	32.49	7.37	32.38
RMS	5.8994G	49.52	68.20	-18.68	41.92	3	Vertical	221	1.80	-	32.60	7.37	32.37
PK	6.435G	115.10	Inf	-Inf	106.20	3	Vertical	221	1.80	-	33.87	8.00	32.97
RMS	6.4402G	103.31	Inf	-Inf	94.40	3	Vertical	221	1.80	-	33.88	8.00	32.97

6.425-6.525GHz_802.11be EHT20-BF_Nss1,(MCS0)_4TX

6435MHz_TX

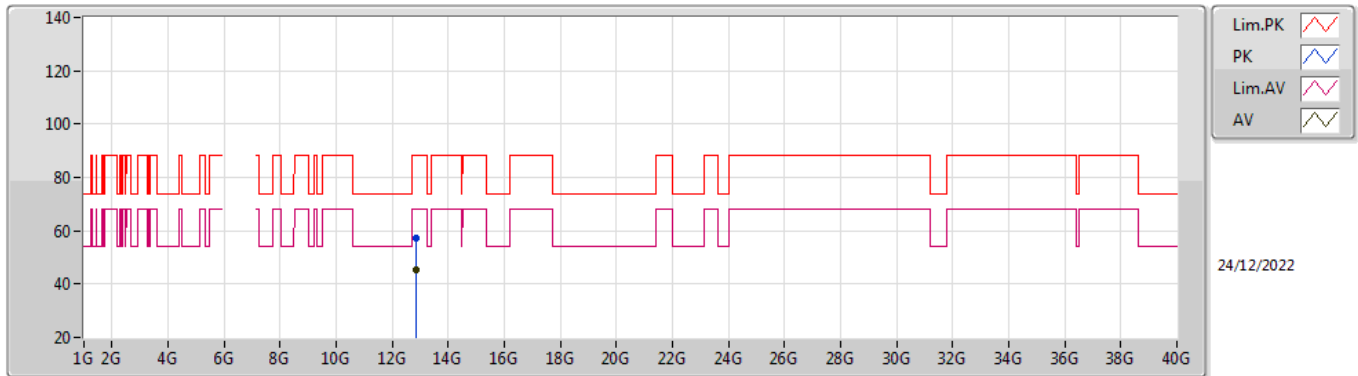


EUT_Z_4TX
Setting 50
06-H-K-5

Type	Freq (Hz)	Level (dBuV/m)	Limit (dBuV/m)	Margin (dB)	Raw (dBuV)	Dist (m)	Condition	Azimuth (°)	Height (m)	Comment	AF (dB)	CL (dB)	PA (dB)
PK	12.8612G	57.09	88.20	-31.11	41.62	3	Vertical	50	2.33	-	39.42	10.76	34.71
RMS	12.86348G	45.51	68.20	-22.69	30.03	3	Vertical	50	2.33	-	39.43	10.76	34.71

6.425-6.525GHz_802.11be EHT20-BF_Nss1,(MCS0)_4TX

6435MHz_TX

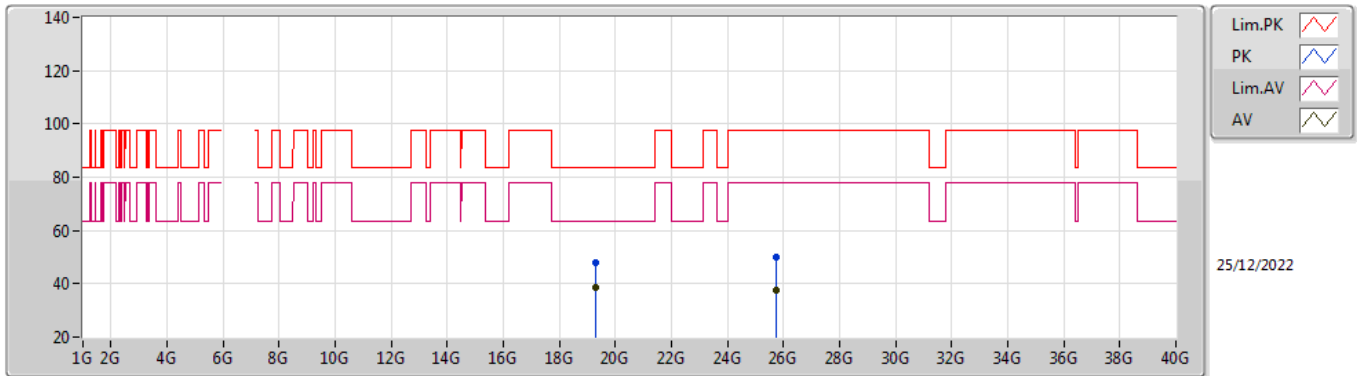


EUT_Z_4TX
Setting 50
06-H-K-5

Type	Freq (Hz)	Level (dBuV/m)	Limit (dBuV/m)	Margin (dB)	Raw (dBuV)	Dist (m)	Condition	Azimuth (°)	Height (m)	Comment	AF (dB)	CL (dB)	PA (dB)
PK	12.8744G	57.41	88.20	-30.79	41.91	3	Horizontal	192	2.96	-	39.45	10.76	34.71
RMS	12.86308G	45.51	68.20	-22.69	30.03	3	Horizontal	192	2.96	-	39.43	10.76	34.71

6.425-6.525GHz_802.11be EHT20-BF_Nss1,(MCS0)_4TX

6435MHz_TX

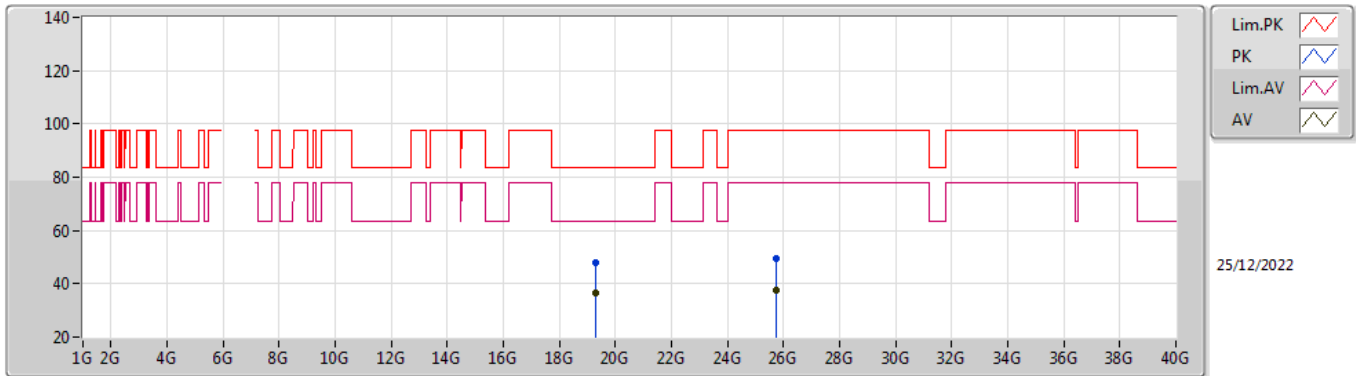


EUT_Z_4TX
Setting 50
06-H-K-5

Type	Freq (Hz)	Level (dBuV/m)	Limit (dBuV/m)	Margin (dB)	Raw (dBuV)	Dist (m)	Condition	Azimuth (°)	Height (m)	Comment	AF (dB)	CL (dB)	PA (dB)
PK	19.30474G	47.99	83.54	-35.55	44.57	1	Vertical	342	1.52	-	37.62	16.97	51.17
AV	19.30472G	38.44	63.54	-25.10	35.02	1	Vertical	342	1.52	-	37.62	16.97	51.17
PK	25.73868G	50.00	97.74	-47.74	40.73	1	Vertical	100	1.57	-	38.90	19.67	49.30
RMS	25.74236G	37.68	77.74	-40.06	28.41	1	Vertical	100	1.57	-	38.90	19.67	49.30

6.425-6.525GHz_802.11be EHT20-BF_Nss1,(MCS0)_4TX

6435MHz_TX

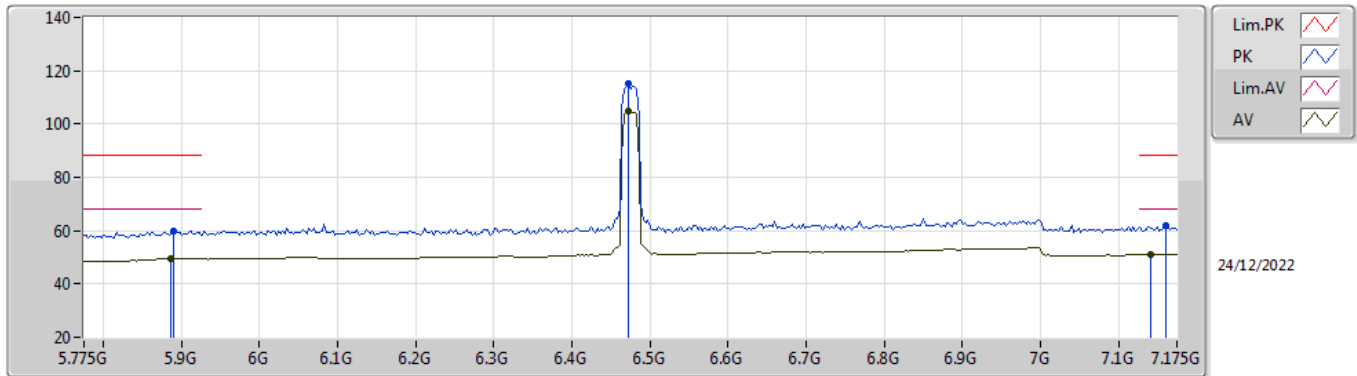


EUT_Z_4TX
 Setting 50
 06-H-K-5

Type	Freq (Hz)	Level (dBuV/m)	Limit (dBuV/m)	Margin (dB)	Raw (dBuV)	Dist (m)	Condition	Azimuth (°)	Height (m)	Comment	AF (dB)	CL (dB)	PA (dB)
PK	19.30434G	47.74	83.54	-35.80	44.32	1	Horizontal	15	1.52	-	37.62	16.97	51.17
AV	19.3047G	36.33	63.54	-27.21	32.91	1	Horizontal	15	1.52	-	37.62	16.97	51.17
PK	25.74098G	49.67	97.74	-48.07	40.40	1	Horizontal	75	1.52	-	38.90	19.67	49.30
RMS	25.74294G	37.58	77.74	-40.16	28.31	1	Horizontal	75	1.52	-	38.90	19.67	49.30

6.425-6.525GHz_802.11be EHT20-BF_Nss1,(MCS0)_4TX

6475MHz_TX

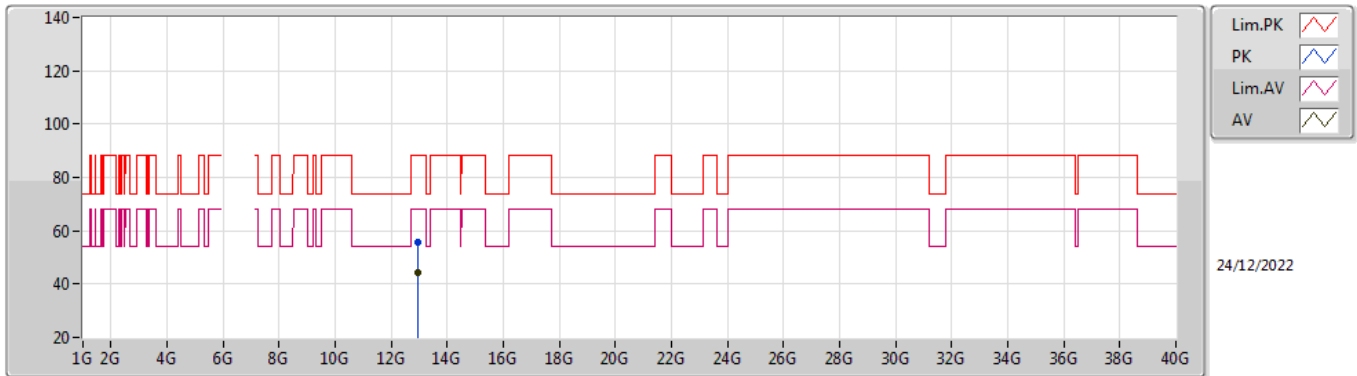


EUT_Z_4TX
 Setting 50
 06-H-K-3-10

Type	Freq (Hz)	Level (dBuV/m)	Limit (dBuV/m)	Margin (dB)	Raw (dBuV)	Dist (m)	Condition	Azimuth (°)	Height (m)	Comment	AF (dB)	CL (dB)	PA (dB)
PK	5.8898G	59.88	88.20	-28.32	52.35	3	Vertical	221	1.80	-	32.54	7.37	32.38
RMS	5.887G	49.52	68.20	-18.68	42.01	3	Vertical	221	1.80	-	32.52	7.37	32.38
PK	6.4722G	115.01	Inf	-Inf	106.05	3	Vertical	221	1.80	-	33.99	7.99	33.02
RMS	6.4722G	104.81	Inf	-Inf	95.85	3	Vertical	221	1.80	-	33.99	7.99	33.02
PK	7.161G	61.69	88.20	-26.51	50.55	3	Vertical	221	1.80	-	36.14	8.25	33.25
RMS	7.1414G	51.21	68.20	-16.99	40.09	3	Vertical	221	1.80	-	36.07	8.27	33.22

6.425-6.525GHz_802.11be EHT20-BF_Nss1,(MCS0)_4TX

6475MHz_TX

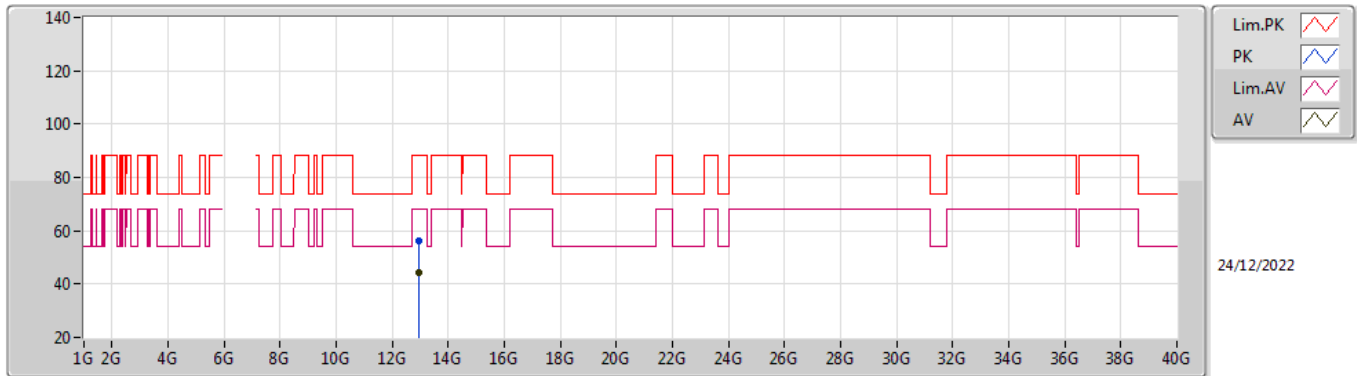


EUT_Z_4TX
 Setting 50
 06-H-K-5

Type	Freq (Hz)	Level (dBuV/m)	Limit (dBuV/m)	Margin (dB)	Raw (dBuV)	Dist (m)	Condition	Azimuth (°)	Height (m)	Comment	AF (dB)	CL (dB)	PA (dB)
PK	12.94666G	55.85	88.20	-32.35	40.28	3	Vertical	275	1.19	-	39.50	10.78	34.71
RMS	12.94076G	44.25	68.20	-23.95	28.68	3	Vertical	275	1.19	-	39.50	10.78	34.71

6.425-6.525GHz_802.11be EHT20-BF_Nss1,(MCS0)_4TX

6475MHz_TX

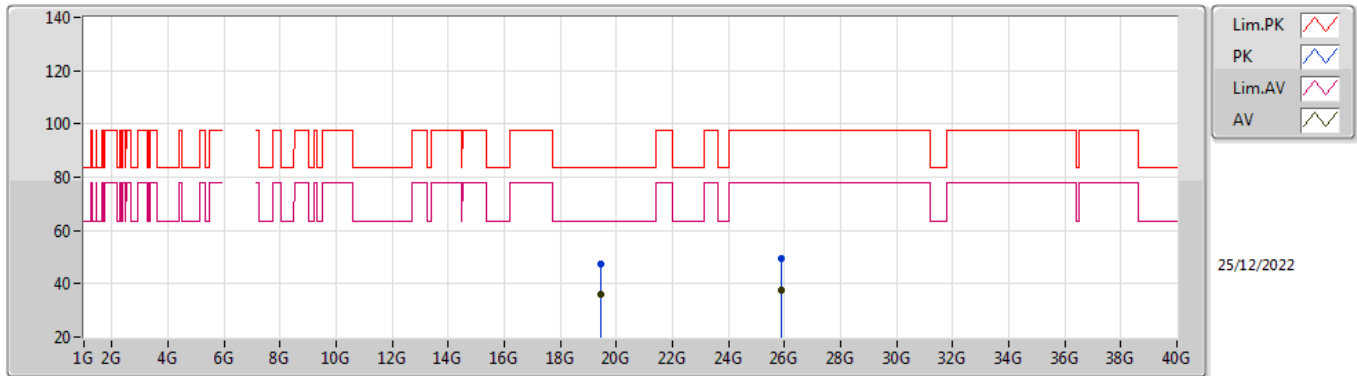


EUT_Z_4TX
 Setting 50
 06-H-K-5

Type	Freq (Hz)	Level (dBuV/m)	Limit (dBuV/m)	Margin (dB)	Raw (dBuV)	Dist (m)	Condition	Azimuth (°)	Height (m)	Comment	AF (dB)	CL (dB)	PA (dB)
PK	12.94428G	55.95	88.20	-32.25	40.38	3	Horizontal	232	2.69	-	39.50	10.78	34.71
RMS	12.9418G	44.16	68.20	-24.04	28.59	3	Horizontal	232	2.69	-	39.50	10.78	34.71

6.425-6.525GHz_802.11be EHT20-BF_Nss1,(MCS0)_4TX

6475MHz_TX

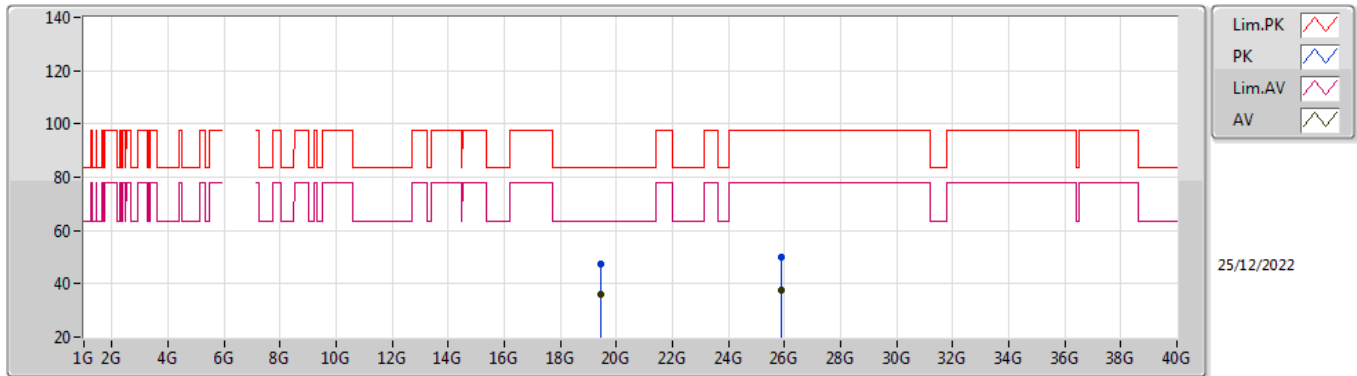


EUT_Z_4TX
 Setting 50
 06-H-K-5

Type	Freq (Hz)	Level (dBuV/m)	Limit (dBuV/m)	Margin (dB)	Raw (dBuV)	Dist (m)	Condition	Azimuth (°)	Height (m)	Comment	AF (dB)	CL (dB)	PA (dB)
PK	19.4281G	47.45	83.54	-36.09	44.06	1	Vertical	342	1.56	-	37.67	17.03	51.31
AV	19.42932G	35.84	63.54	-27.70	32.46	1	Vertical	342	1.56	-	37.67	17.03	51.32
PK	25.89582G	49.40	97.74	-48.34	40.02	1	Vertical	60	1.56	-	38.96	19.72	49.30
RMS	25.8955G	37.57	77.74	-40.17	28.19	1	Vertical	60	1.56	-	38.96	19.72	49.30

6.425-6.525GHz_802.11be EHT20-BF_Nss1,(MCS0)_4TX

6475MHz_TX

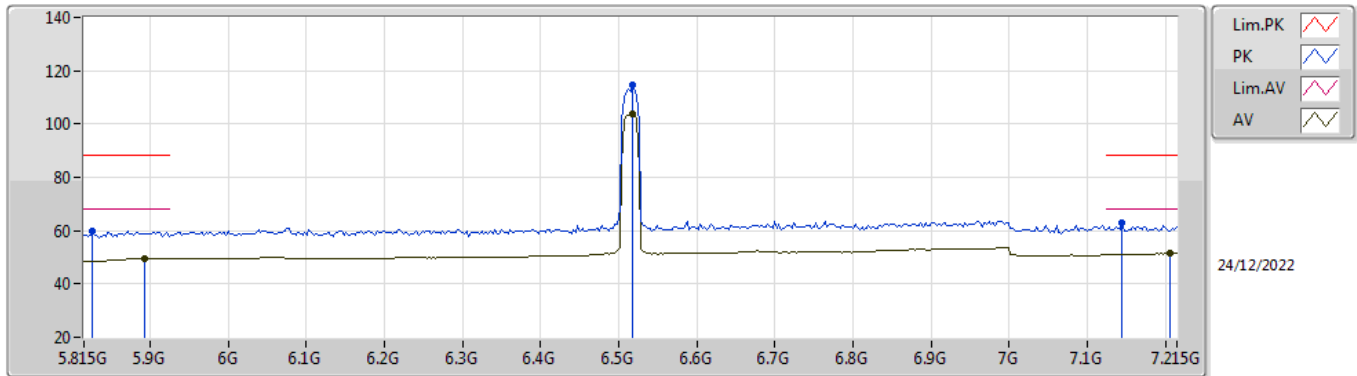


EUT_Z_4TX
 Setting 50
 06-H-K-5

Type	Freq (Hz)	Level (dBuV/m)	Limit (dBuV/m)	Margin (dB)	Raw (dBuV)	Dist (m)	Condition	Azimuth (°)	Height (m)	Comment	AF (dB)	CL (dB)	PA (dB)
PK	19.42714G	47.23	83.54	-36.31	43.84	1	Horizontal	163	1.54	-	37.67	17.03	51.31
AV	19.42884G	35.96	63.54	-27.58	32.57	1	Horizontal	163	1.54	-	37.67	17.03	51.31
PK	25.89998G	49.78	97.74	-47.96	40.40	1	Horizontal	280	1.55	-	38.96	19.72	49.30
RMS	25.89526G	37.57	77.74	-40.17	28.19	1	Horizontal	280	1.55	-	38.96	19.72	49.30

6.425-6.525GHz_802.11be EHT20-BF_Nss1,(MCS0)_4TX

6515MHz_TX

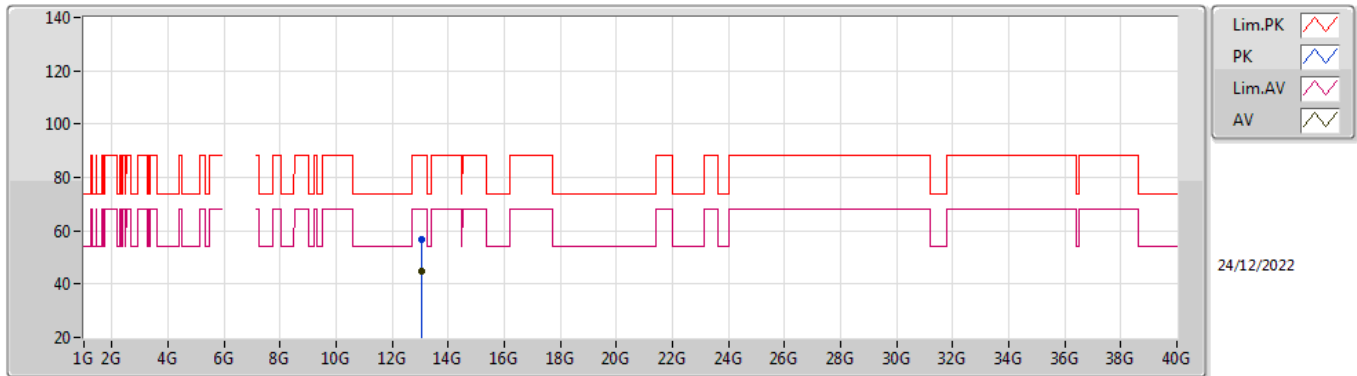


EUT_Z_4TX
 Setting 50
 06-H-K-3-10

Type	Freq (Hz)	Level (dBuV/m)	Limit (dBuV/m)	Margin (dB)	Raw (dBuV)	Dist (m)	Condition	Azimuth (°)	Height (m)	Comment	AF (dB)	CL (dB)	PA (dB)
PK	5.8262G	60.01	88.20	-28.19	52.75	3	Vertical	169	1.80	-	32.30	7.36	32.40
RMS	5.8934G	49.51	68.20	-18.69	41.95	3	Vertical	169	1.80	-	32.56	7.37	32.37
PK	6.5178G	114.40	Inf	-Inf	105.30	3	Vertical	169	1.80	-	34.17	7.99	33.06
RMS	6.5178G	103.74	Inf	-Inf	94.64	3	Vertical	169	1.80	-	34.17	7.99	33.06
PK	7.145G	62.85	88.20	-25.35	51.73	3	Vertical	169	1.80	-	36.08	8.27	33.23
RMS	7.2066G	51.40	68.20	-16.80	40.17	3	Vertical	169	1.80	-	36.34	8.19	33.30

6.425-6.525GHz_802.11be EHT20-BF_Nss1,(MCS0)_4TX

6515MHz_TX

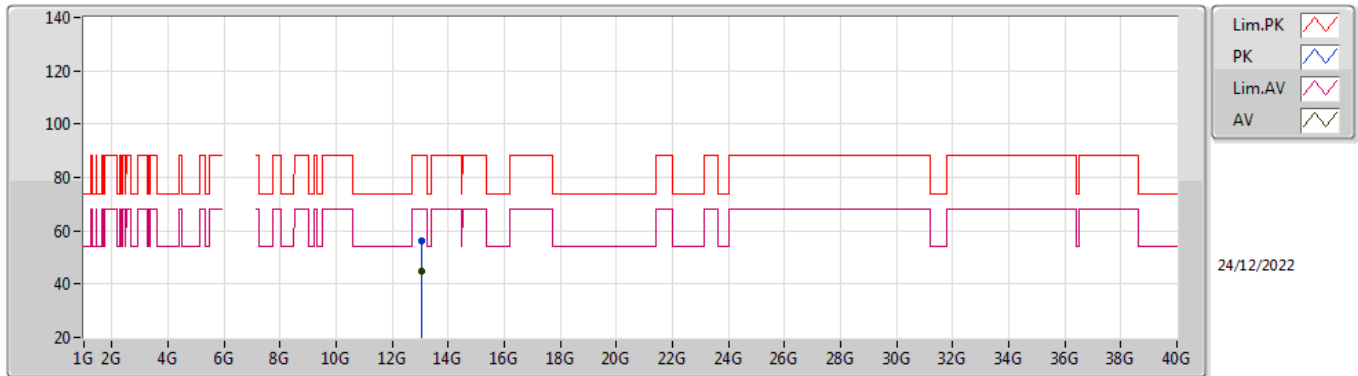


EUT_Z_4TX
 Setting 50
 06-H-K-5

Type	Freq (Hz)	Level (dBuV/m)	Limit (dBuV/m)	Margin (dB)	Raw (dBuV)	Dist (m)	Condition	Azimuth (°)	Height (m)	Comment	AF (dB)	CL (dB)	PA (dB)
PK	13.03692G	56.91	88.20	-31.29	41.38	3	Vertical	360	1.80	-	39.43	10.81	34.71
RMS	13.03868G	44.88	68.20	-23.32	29.36	3	Vertical	360	1.80	-	39.42	10.81	34.71

6.425-6.525GHz_802.11be EHT20-BF_Nss1,(MCS0)_4TX

6515MHz_TX

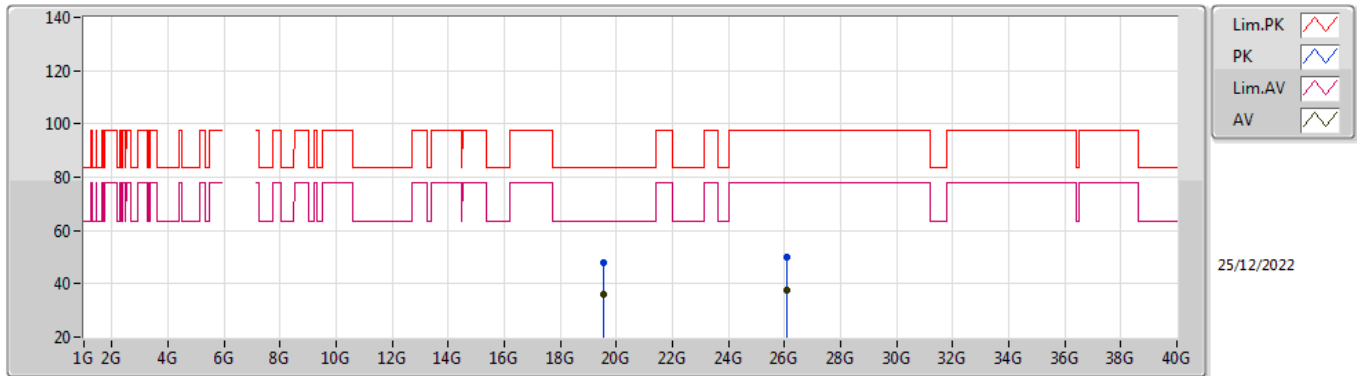


EUT_Z_4TX
 Setting 50
 06-H-K-5

Type	Freq (Hz)	Level (dBuV/m)	Limit (dBuV/m)	Margin (dB)	Raw (dBuV)	Dist (m)	Condition	Azimuth (°)	Height (m)	Comment	AF (dB)	CL (dB)	PA (dB)
PK	13.03612G	56.45	88.20	-31.75	40.92	3	Horizontal	210	2.99	-	39.43	10.81	34.71
RMS	13.03996G	44.84	68.20	-23.36	29.32	3	Horizontal	210	2.99	-	39.42	10.81	34.71

6.425-6.525GHz_802.11be EHT20-BF_Nss1,(MCS0)_4TX

6515MHz_TX

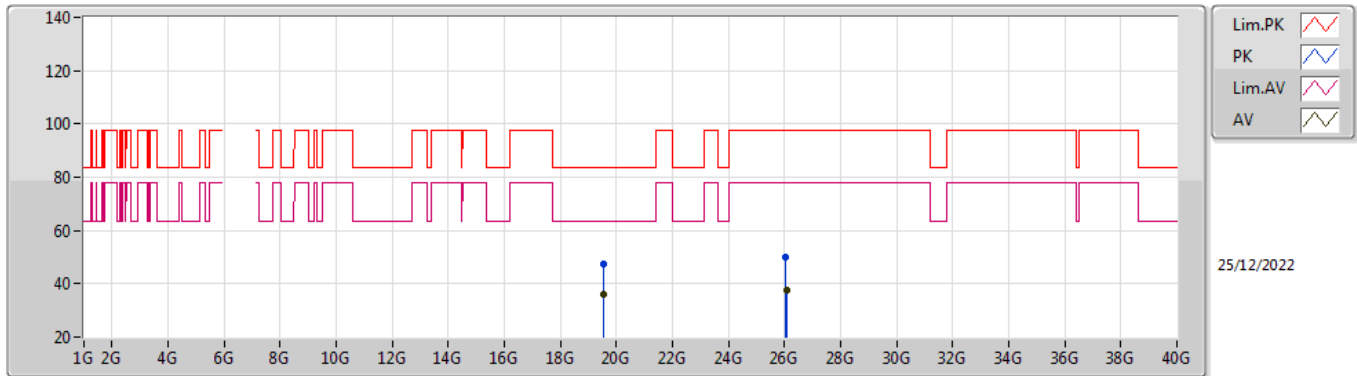


EUT_Z_4TX
 Setting 50
 06-H-K-5

Type	Freq (Hz)	Level (dBuV/m)	Limit (dBuV/m)	Margin (dB)	Raw (dBuV)	Dist (m)	Condition	Azimuth (°)	Height (m)	Comment	AF (dB)	CL (dB)	PA (dB)
PK	19.54582G	47.69	83.54	-35.85	44.39	1	Vertical	152	1.50	-	37.68	17.07	51.45
AV	19.5492G	36.07	63.54	-27.47	32.76	1	Vertical	152	1.50	-	37.68	17.08	51.45
PK	26.0616G	49.96	97.74	-47.78	40.43	1	Vertical	252	1.53	-	39.00	19.81	49.28
RMS	26.0641G	37.65	77.74	-40.09	28.11	1	Vertical	252	1.53	-	39.00	19.81	49.27

6.425-6.525GHz_802.11be EHT20-BF_Nss1,(MCS0)_4TX

6515MHz_TX

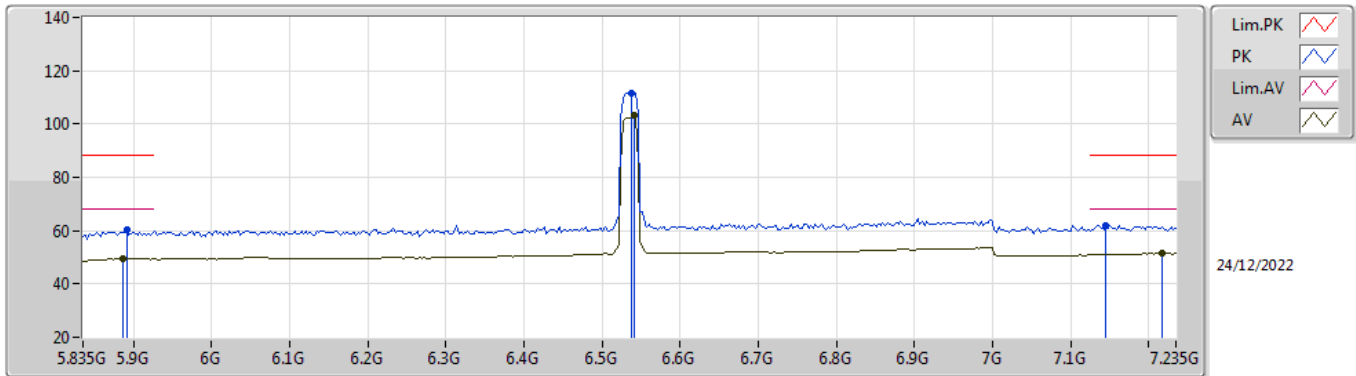


EUT_Z_4TX
 Setting 50
 06-H-K-5

Type	Freq (Hz)	Level (dBuV/m)	Limit (dBuV/m)	Margin (dB)	Raw (dBuV)	Dist (m)	Condition	Azimuth (°)	Height (m)	Comment	AF (dB)	CL (dB)	PA (dB)
PK	19.54558G	47.40	83.54	-36.14	44.10	1	Horizontal	294	1.58	-	37.68	17.07	51.45
AV	19.54932G	36.02	63.54	-27.52	32.71	1	Horizontal	294	1.58	-	37.68	17.08	51.45
PK	26.05594G	49.97	97.74	-47.77	40.45	1	Horizontal	157	1.52	-	39.00	19.80	49.28
RMS	26.06042G	37.73	77.74	-40.01	28.20	1	Horizontal	157	1.52	-	39.00	19.81	49.28

6.525-6.875GHz_802.11be EHT20-BF_Nss1,(MCS0)_4TX

6535MHz_TX

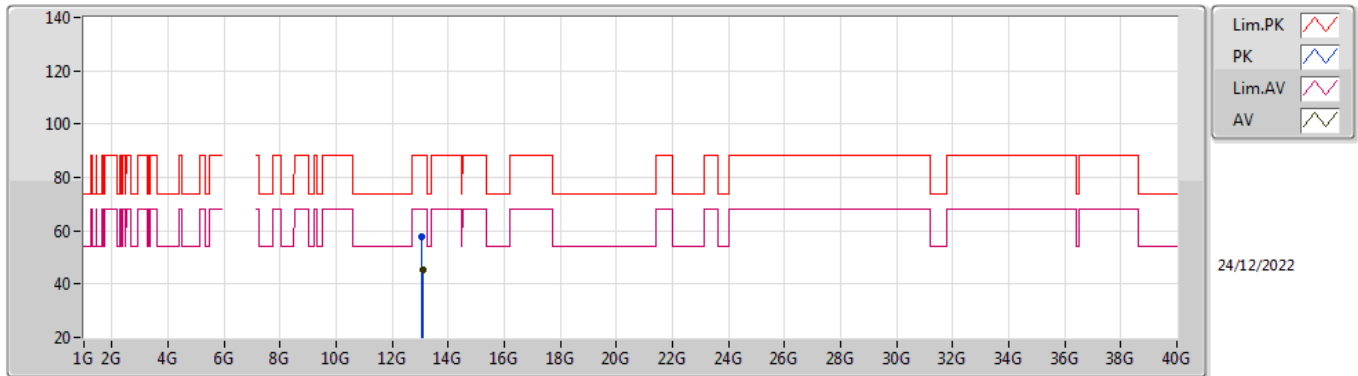


EUT_Z_4TX
 Setting 50
 06-H-K-3-10

Type	Freq (Hz)	Level (dBuV/m)	Limit (dBuV/m)	Margin (dB)	Raw (dBuV)	Dist (m)	Condition	Azimuth (°)	Height (m)	Comment	AF (dB)	CL (dB)	PA (dB)
PK	5.891G	60.23	88.20	-27.97	52.68	3	Vertical	233	1.80	-	32.55	7.37	32.37
RMS	5.8854G	49.49	68.20	-18.71	41.99	3	Vertical	233	1.80	-	32.51	7.37	32.38
PK	6.5378G	111.75	Inf	-Inf	102.57	3	Vertical	233	1.80	-	34.25	7.99	33.06
RMS	6.5406G	103.38	Inf	-Inf	94.19	3	Vertical	233	1.80	-	34.26	7.99	33.06
PK	7.1454G	61.92	88.20	-26.28	50.80	3	Vertical	233	1.80	-	36.08	8.27	33.23
RMS	7.2182G	51.40	68.20	-16.80	40.13	3	Vertical	233	1.80	-	36.41	8.18	33.32

6.525-6.875GHz_802.11be EHT20-BF_Nss1,(MCS0)_4TX

6535MHz_TX

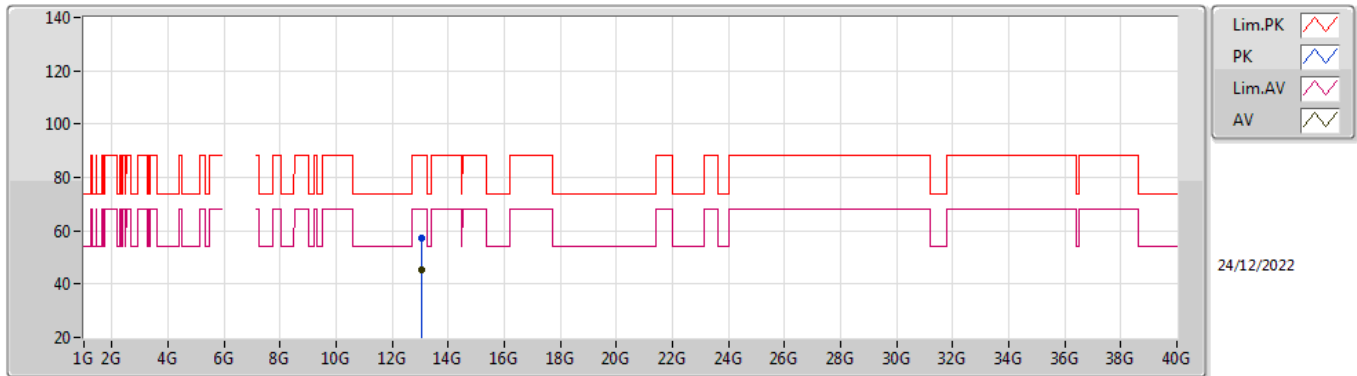


EUT_Z_4TX
Setting 50
06-H-K-5

Type	Freq (Hz)	Level (dBuV/m)	Limit (dBuV/m)	Margin (dB)	Raw (dBuV)	Dist (m)	Condition	Azimuth (°)	Height (m)	Comment	AF (dB)	CL (dB)	PA (dB)
PK	13.06548G	57.55	88.20	-30.65	42.06	3	Vertical	193	1.80	-	39.37	10.82	34.70
RMS	13.07888G	45.34	68.20	-22.86	29.87	3	Vertical	193	1.80	-	39.34	10.83	34.70

6.525-6.875GHz_802.11be EHT20-BF_Nss1,(MCS0)_4TX

6535MHz_TX

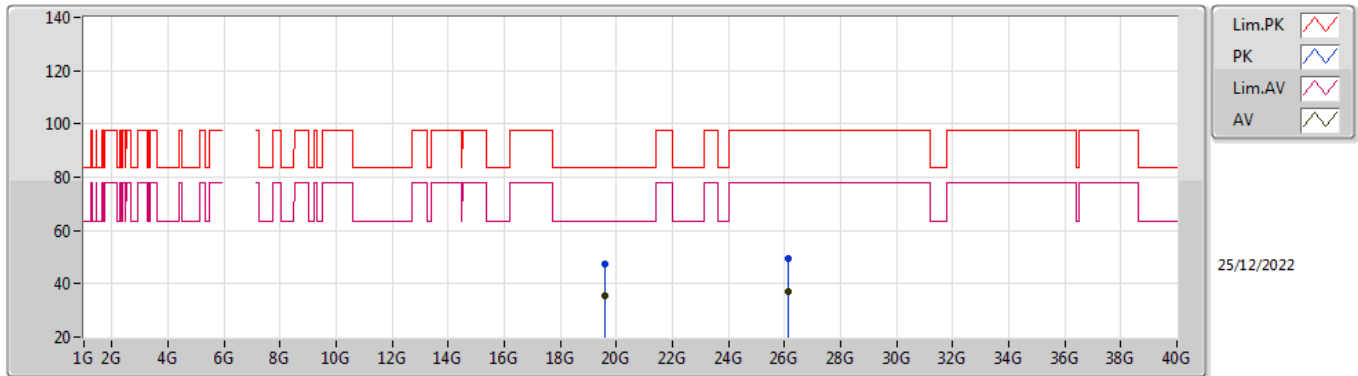


EUT_Z_4TX
 Setting 50
 06-H-K-5

Type	Freq (Hz)	Level (dBuV/m)	Limit (dBuV/m)	Margin (dB)	Raw (dBuV)	Dist (m)	Condition	Azimuth (°)	Height (m)	Comment	AF (dB)	CL (dB)	PA (dB)
PK	13.06388G	57.43	88.20	-30.77	41.94	3	Horizontal	0	2.38	-	39.37	10.82	34.70
RMS	13.068G	45.50	68.20	-22.70	30.02	3	Horizontal	0	2.38	-	39.36	10.82	34.70

6.525-6.875GHz_802.11be EHT20-BF_Nss1,(MCS0)_4TX

6535MHz_TX

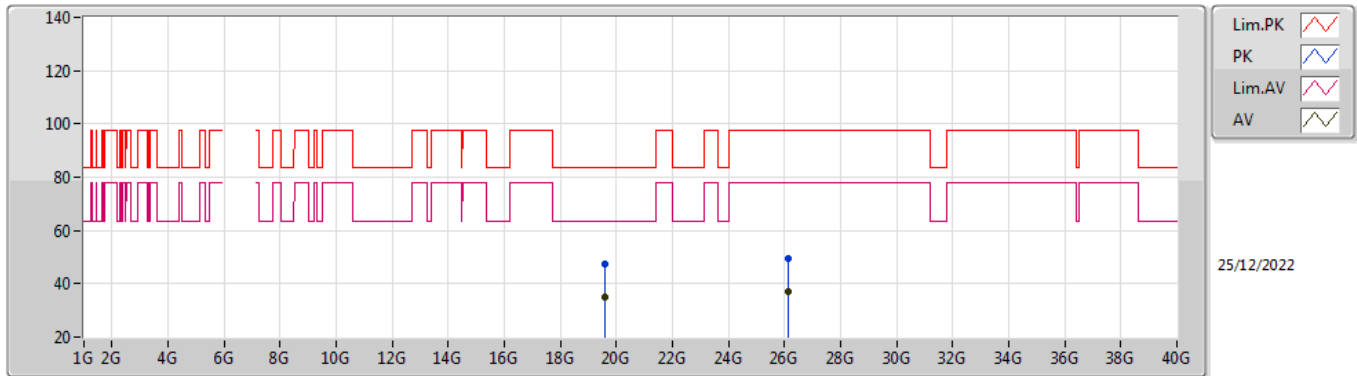


EUT_Z_4TX
 Setting 50
 06-H-K-5

Type	Freq (Hz)	Level (dBuV/m)	Limit (dBuV/m)	Margin (dB)	Raw (dBuV)	Dist (m)	Condition	Azimuth (°)	Height (m)	Comment	AF (dB)	CL (dB)	PA (dB)
PK	19.6024G	47.27	83.54	-36.27	44.01	1	Vertical	332	1.57	-	37.66	17.10	51.50
AV	19.60568G	35.29	63.54	-28.25	32.04	1	Vertical	332	1.57	-	37.66	17.10	51.51
PK	26.1396G	49.35	97.74	-48.39	39.72	1	Vertical	130	1.57	-	39.00	19.87	49.24
RMS	26.13956G	37.32	77.74	-40.42	27.69	1	Vertical	130	1.57	-	39.00	19.87	49.24

6.525-6.875GHz_802.11be EHT20-BF_Nss1,(MCS0)_4TX

6535MHz_TX

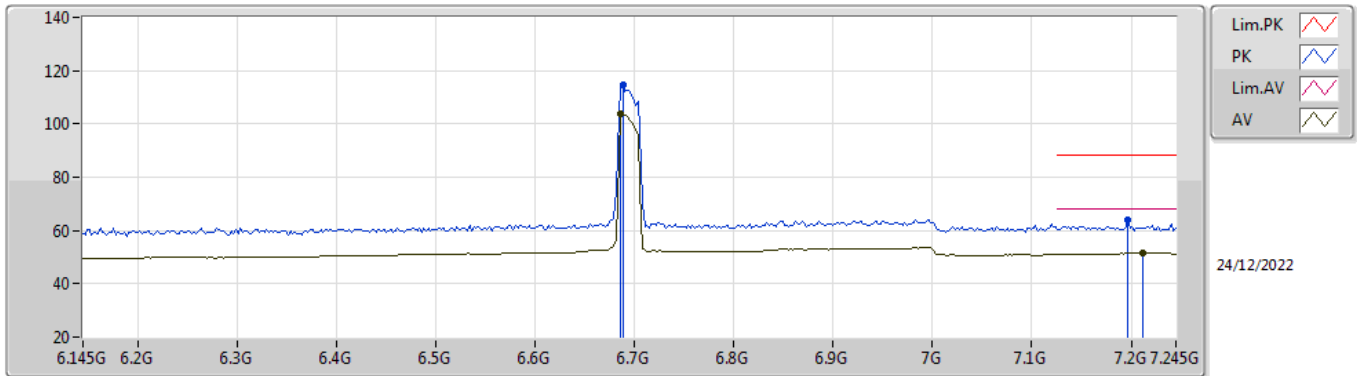


EUT_Z_4TX
 Setting 50
 06-H-K-5

Type	Freq (Hz)	Level (dBuV/m)	Limit (dBuV/m)	Margin (dB)	Raw (dBuV)	Dist (m)	Condition	Azimuth (°)	Height (m)	Comment	AF (dB)	CL (dB)	PA (dB)
PK	19.60662G	47.51	83.54	-36.03	44.26	1	Horizontal	131	1.53	-	37.66	17.10	51.51
AV	19.60304G	35.21	63.54	-28.33	31.95	1	Horizontal	131	1.53	-	37.66	17.10	51.50
PK	26.14204G	49.47	97.74	-48.27	39.84	1	Horizontal	219	1.58	-	39.00	19.87	49.24
RMS	26.1376G	37.31	77.74	-40.43	27.68	1	Horizontal	219	1.58	-	39.00	19.87	49.24

6.525-6.875GHz_802.11be EHT20-BF_Nss1,(MCS0)_4TX

6695MHz_TX

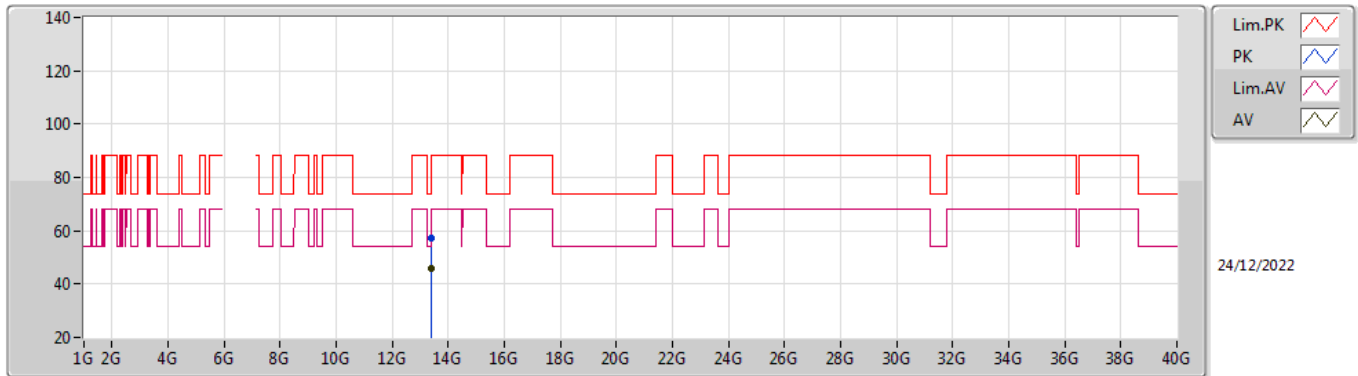


EUT_Z_4TX
 Setting 50
 06-H-K-3-10

Type	Freq (Hz)	Level (dBuV/m)	Limit (dBuV/m)	Margin (dB)	Raw (dBuV)	Dist (m)	Condition	Azimuth (°)	Height (m)	Comment	AF (dB)	CL (dB)	PA (dB)
PK	6.6884G	114.44	Inf	-Inf	105.01	3	Vertical	140	1.80	-	34.50	7.98	33.05
RMS	6.6862G	103.63	Inf	-Inf	94.20	3	Vertical	140	1.80	-	34.50	7.98	33.05
PK	7.1966G	63.96	88.20	-24.24	52.76	3	Vertical	140	1.80	-	36.29	8.20	33.29
RMS	7.212G	51.51	68.20	-16.69	40.26	3	Vertical	140	1.80	-	36.37	8.19	33.31

6.525-6.875GHz_802.11be EHT20-BF_Nss1,(MCS0)_4TX

6695MHz_TX

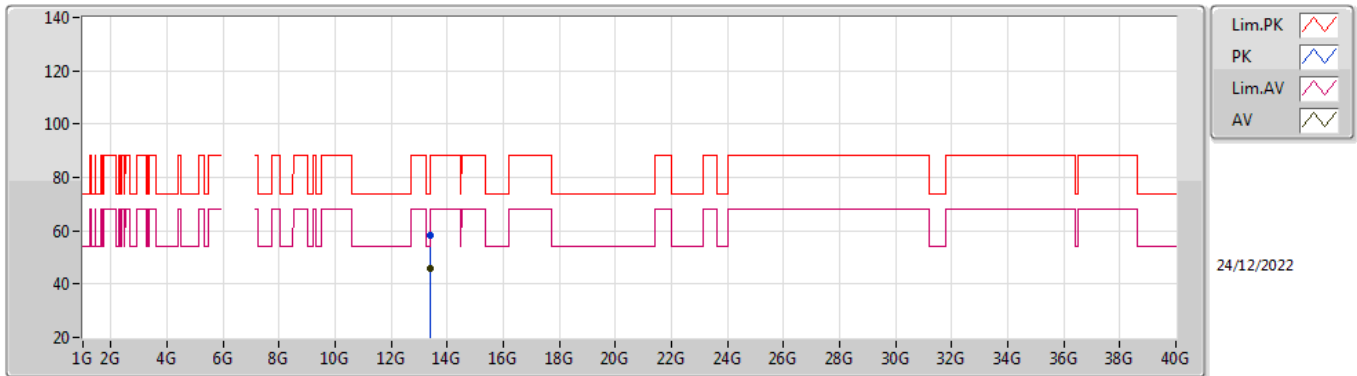


EUT_Z_4TX
 Setting 50
 06-H-K-5

Type	Freq (Hz)	Level (dBuV/m)	Limit (dBuV/m)	Margin (dB)	Raw (dBuV)	Dist (m)	Condition	Azimuth (°)	Height (m)	Comment	AF (dB)	CL (dB)	PA (dB)
PK	13.39864G	57.39	74.00	-16.61	40.95	3	Vertical	310	1.43	-	40.19	10.93	34.68
AV	13.39476G	45.75	54.00	-8.25	29.33	3	Vertical	310	1.43	-	40.17	10.93	34.68

6.525-6.875GHz_802.11be EHT20-BF_Nss1,(MCS0)_4TX

6695MHz_TX

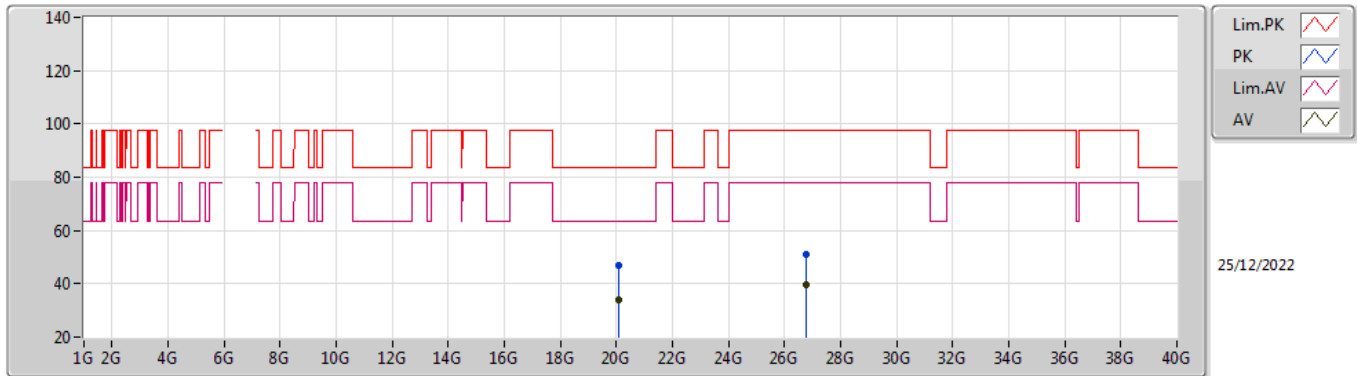


EUT_Z_4TX
 Setting 50
 06-H-K-5

Type	Freq (Hz)	Level (dBuV/m)	Limit (dBuV/m)	Margin (dB)	Raw (dBuV)	Dist (m)	Condition	Azimuth (°)	Height (m)	Comment	AF (dB)	CL (dB)	PA (dB)
PK	13.39004G	58.20	74.00	-15.80	41.81	3	Horizontal	63	2.98	-	40.15	10.92	34.68
AV	13.39548G	45.87	54.00	-8.13	29.44	3	Horizontal	63	2.98	-	40.18	10.93	34.68

6.525-6.875GHz_802.11be EHT20-BF_Nss1,(MCS0)_4TX

6695MHz_TX

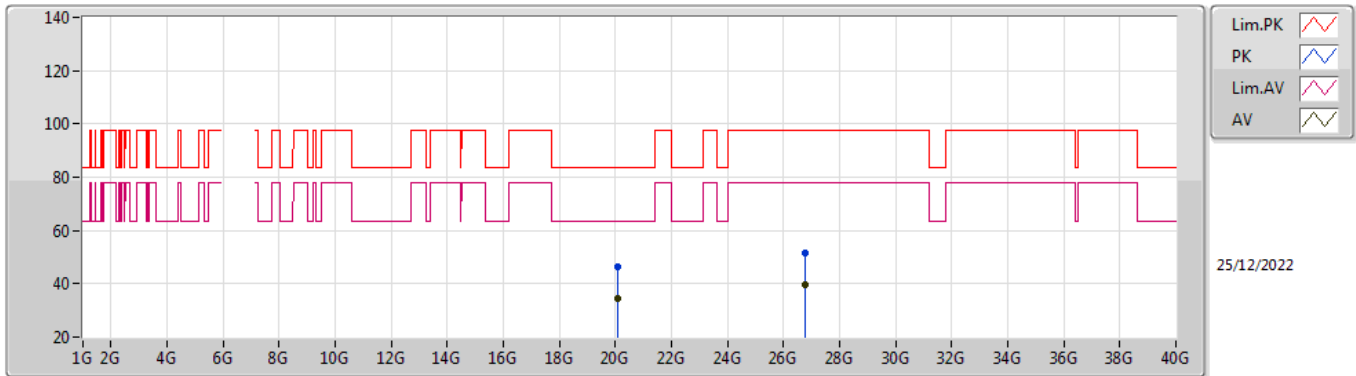


EUT_Z_4TX
 Setting 50
 06-H-K-5

Type	Freq (Hz)	Level (dBuV/m)	Limit (dBuV/m)	Margin (dB)	Raw (dBuV)	Dist (m)	Condition	Azimuth (°)	Height (m)	Comment	AF (dB)	CL (dB)	PA (dB)
PK	20.08086G	46.87	83.54	-36.67	44.03	1	Vertical	100	1.55	-	37.46	17.30	51.92
AV	20.08944G	34.22	63.54	-29.32	31.37	1	Vertical	100	1.55	-	37.47	17.30	51.92
PK	26.78258G	51.29	97.74	-46.45	40.47	1	Vertical	296	1.51	-	39.56	20.36	49.10
RMS	26.77634G	39.52	77.74	-38.22	28.69	1	Vertical	296	1.51	-	39.57	20.36	49.10

6.525-6.875GHz_802.11be EHT20-BF_Nss1,(MCS0)_4TX

6695MHz_TX

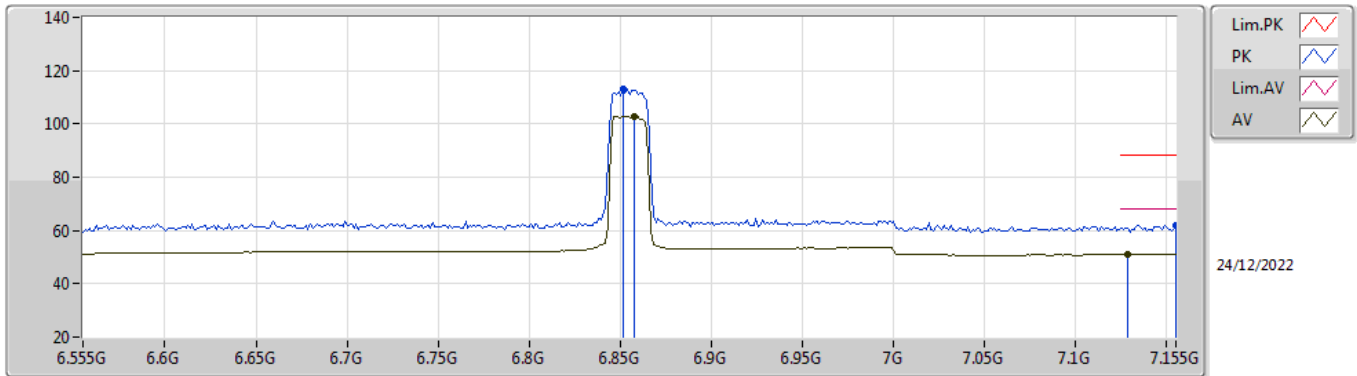


EUT_Z_4TX
 Setting 50
 06-H-K-5

Type	Freq (Hz)	Level (dBuV/m)	Limit (dBuV/m)	Margin (dB)	Raw (dBuV)	Dist (m)	Condition	Azimuth (°)	Height (m)	Comment	AF (dB)	CL (dB)	PA (dB)
PK	20.08808G	46.34	83.54	-37.20	43.49	1	Horizontal	57	1.57	-	37.47	17.30	51.92
AV	20.08606G	34.26	63.54	-29.28	31.41	1	Horizontal	57	1.57	-	37.47	17.30	51.92
PK	26.77974G	51.42	97.74	-46.32	40.60	1	Horizontal	234	1.58	-	39.56	20.36	49.10
RMS	26.77688G	39.53	77.74	-38.21	28.70	1	Horizontal	234	1.58	-	39.57	20.36	49.10

6.525-6.875GHz_802.11be EHT20-BF_Nss1,(MCS0)_4TX

6855MHz_TX

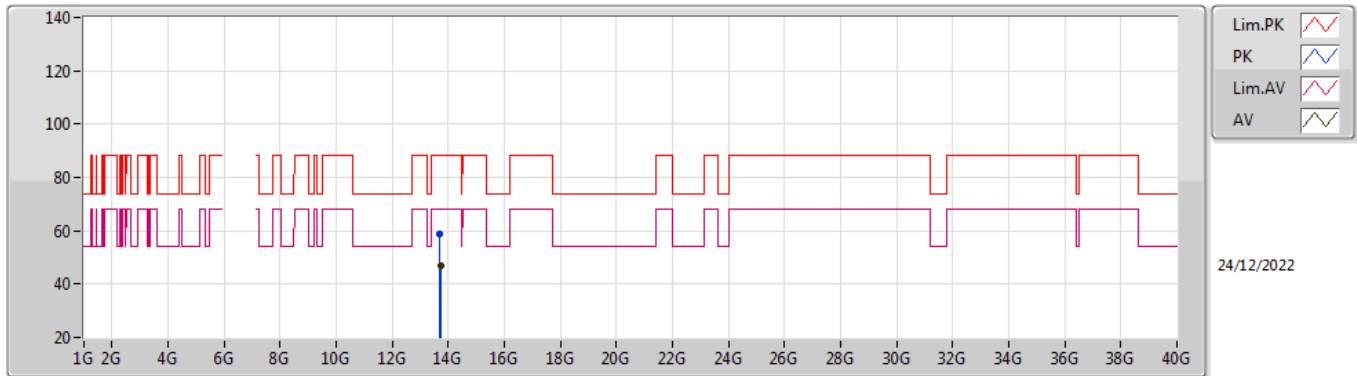


EUT_Z_4TX
 Setting 50
 06-H-K-3-10

Type	Freq (Hz)	Level (dBuV/m)	Limit (dBuV/m)	Margin (dB)	Raw (dBuV)	Dist (m)	Condition	Azimuth (°)	Height (m)	Comment	AF (dB)	CL (dB)	PA (dB)
PK	6.8514G	113.01	Inf	-Inf	103.34	3	Vertical	231	1.80	-	34.61	8.11	33.05
RMS	6.8574G	103.00	Inf	-Inf	93.29	3	Vertical	231	1.80	-	34.64	8.12	33.05
PK	7.155G	61.93	88.20	-26.27	50.80	3	Vertical	231	1.80	-	36.12	8.25	33.24
RMS	7.1286G	51.28	68.20	-16.92	40.18	3	Vertical	231	1.80	-	36.01	8.29	33.20

6.525-6.875GHz_802.11be EHT20-BF_Nss1,(MCS0)_4TX

6855MHz_TX

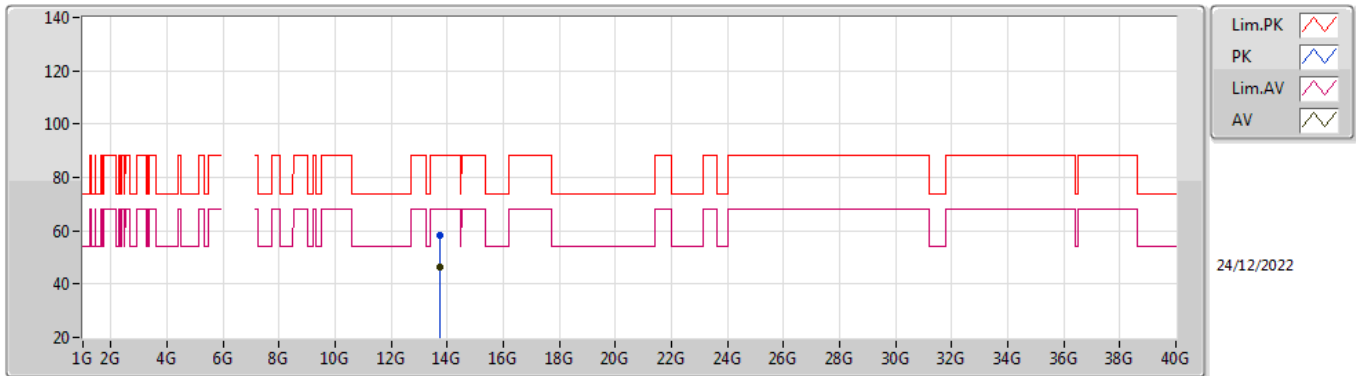


EUT_Z_4TX
 Setting 50
 06-H-K-5

Type	Freq (Hz)	Level (dBuV/m)	Limit (dBuV/m)	Margin (dB)	Raw (dBuV)	Dist (m)	Condition	Azimuth (°)	Height (m)	Comment	AF (dB)	CL (dB)	PA (dB)
PK	13.7068G	58.86	88.20	-29.34	42.19	3	Vertical	165	1.31	-	40.31	11.03	34.67
RMS	13.7186G	46.83	68.20	-21.37	30.13	3	Vertical	165	1.31	-	40.34	11.03	34.67

6.525-6.875GHz_802.11be EHT20-BF_Nss1,(MCS0)_4TX

6855MHz_TX

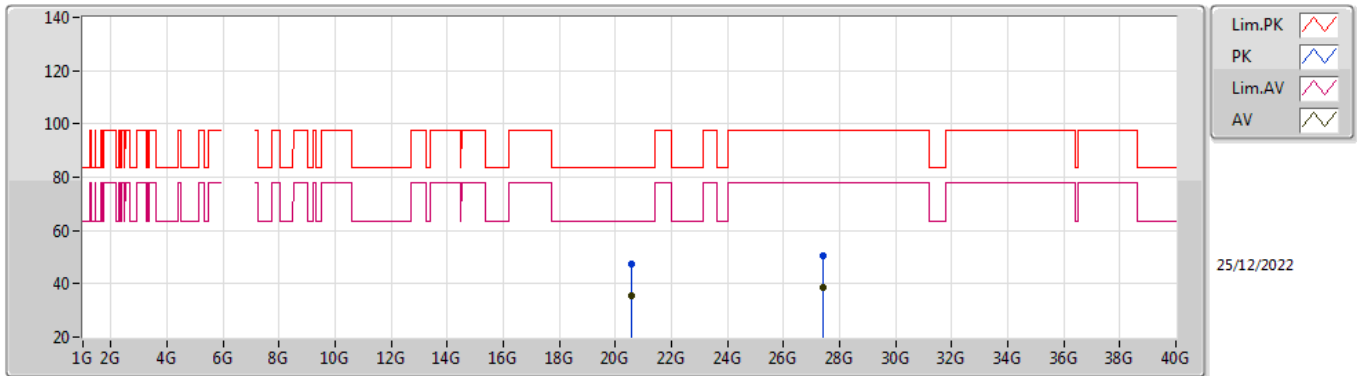


EUT_Z_4TX
 Setting 50
 06-H-K-5

Type	Freq (Hz)	Level (dBuV/m)	Limit (dBuV/m)	Margin (dB)	Raw (dBuV)	Dist (m)	Condition	Azimuth (°)	Height (m)	Comment	AF (dB)	CL (dB)	PA (dB)
PK	13.71468G	58.46	88.20	-29.74	41.77	3	Horizontal	27	1.69	-	40.33	11.03	34.67
RMS	13.71932G	46.49	68.20	-21.71	29.79	3	Horizontal	27	1.69	-	40.34	11.03	34.67

6.525-6.875GHz_802.11be EHT20-BF_Nss1,(MCS0)_4TX

6855MHz_TX

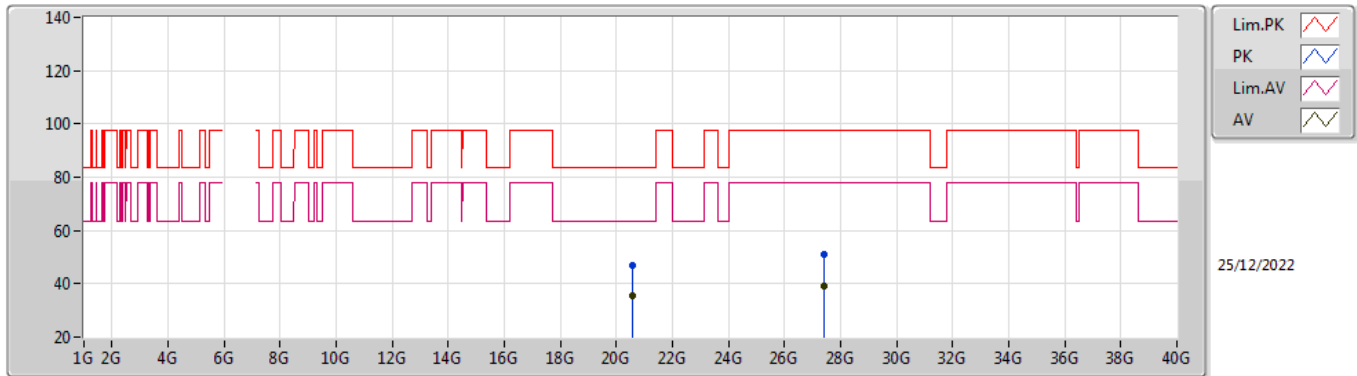


EUT_Z_4TX
 Setting 50
 06-H-K-5

Type	Freq (Hz)	Level (dBuV/m)	Limit (dBuV/m)	Margin (dB)	Raw (dBuV)	Dist (m)	Condition	Azimuth (°)	Height (m)	Comment	AF (dB)	CL (dB)	PA (dB)
PK	20.56094G	47.42	83.54	-36.12	44.21	1	Vertical	309	1.54	-	37.72	17.50	52.01
AV	20.56972G	35.69	63.54	-27.85	32.46	1	Vertical	309	1.54	-	37.73	17.51	52.01
PK	27.42084G	50.46	97.74	-47.28	39.27	1	Vertical	224	1.58	-	39.36	20.85	49.02
RMS	27.41654G	38.85	77.74	-38.89	27.65	1	Vertical	224	1.58	-	39.37	20.85	49.02

6.525-6.875GHz_802.11be EHT20-BF_Nss1,(MCS0)_4TX

6855MHz_TX

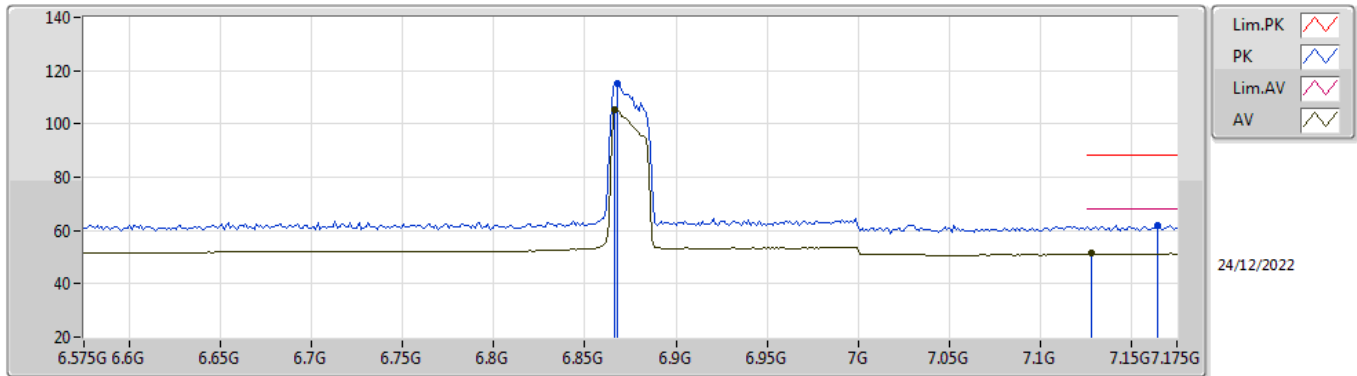


EUT_Z_4TX
 Setting 50
 06-H-K-5

Type	Freq (Hz)	Level (dBuV/m)	Limit (dBuV/m)	Margin (dB)	Raw (dBuV)	Dist (m)	Condition	Azimuth (°)	Height (m)	Comment	AF (dB)	CL (dB)	PA (dB)
PK	20.56604G	47.07	83.54	-36.47	43.84	1	Horizontal	110	1.54	-	37.73	17.51	52.01
AV	20.56986G	35.75	63.54	-27.79	32.52	1	Horizontal	110	1.54	-	37.73	17.51	52.01
PK	27.42264G	50.79	97.74	-46.95	39.59	1	Horizontal	158	1.52	-	39.36	20.86	49.02
RMS	27.4213G	38.96	77.74	-38.78	27.77	1	Horizontal	158	1.52	-	39.36	20.85	49.02

6.525-6.875GHz_802.11be EHT20-BF_Nss1,(MCS0)_4TX

6875MHz Straddle 6.525-6.875GHz_TX

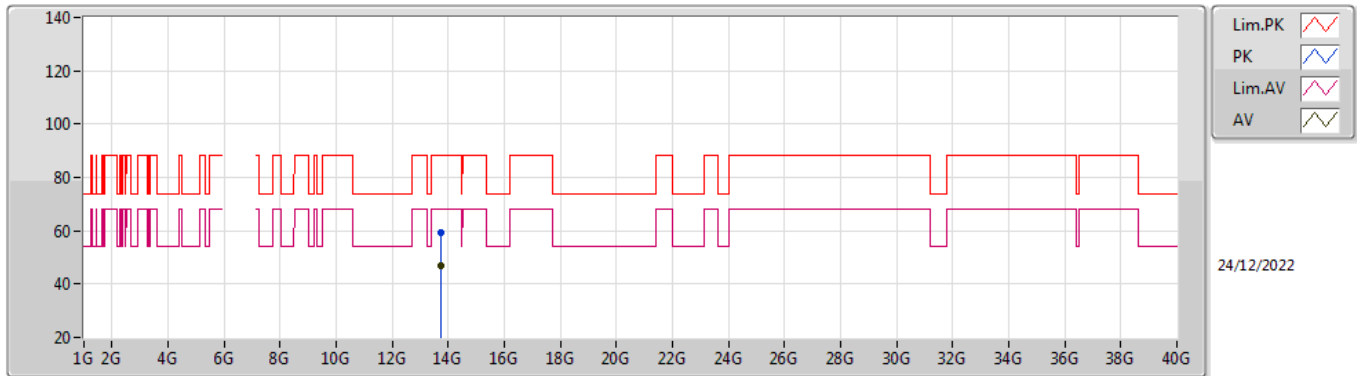


EUT_Z_4TX
 Setting 50
 06-H-K-3-10

Type	Freq (Hz)	Level (dBuV/m)	Limit (dBuV/m)	Margin (dB)	Raw (dBuV)	Dist (m)	Condition	Azimuth (°)	Height (m)	Comment	AF (dB)	CL (dB)	PA (dB)
PK	6.8678G	115.11	Inf	-Inf	105.31	3	Vertical	233	1.89	-	34.71	8.14	33.05
RMS	6.8666G	105.13	Inf	-Inf	95.34	3	Vertical	233	1.89	-	34.70	8.14	33.05
PK	7.1642G	62.03	88.20	-26.17	50.88	3	Vertical	233	1.89	-	36.16	8.24	33.25
RMS	7.1282G	51.33	68.20	-16.87	40.23	3	Vertical	233	1.89	-	36.01	8.29	33.20

6.525-6.875GHz_802.11be EHT20-BF_Nss1,(MCS0)_4TX

6875MHz Straddle 6.525-6.875GHz_TX

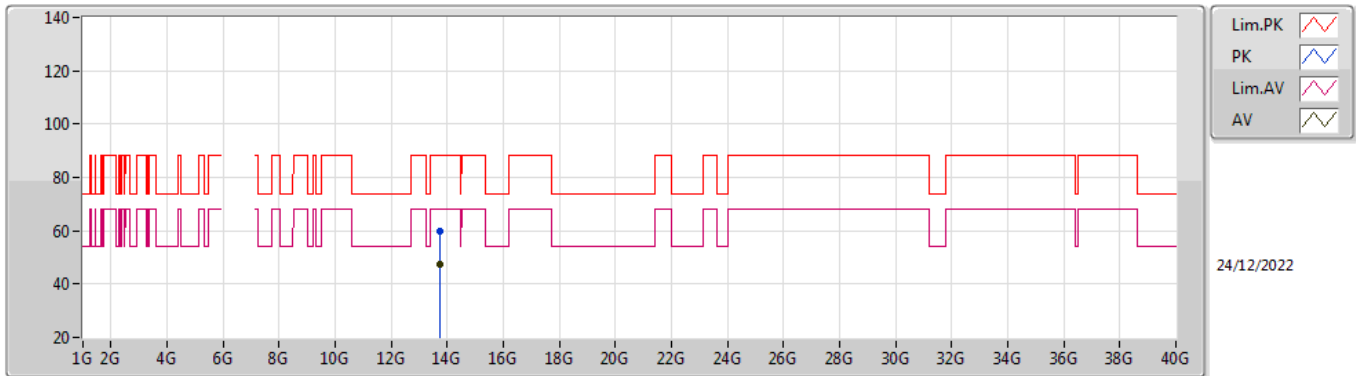


EUT_Z_4TX
 Setting 50
 06-H-K-5

Type	Freq (Hz)	Level (dBuV/m)	Limit (dBuV/m)	Margin (dB)	Raw (dBuV)	Dist (m)	Condition	Azimuth (°)	Height (m)	Comment	AF (dB)	CL (dB)	PA (dB)
PK	13.7404G	59.44	88.20	-28.76	42.69	3	Vertical	3	1.62	-	40.38	11.04	34.67
RMS	13.74748G	47.15	68.20	-21.05	30.39	3	Vertical	3	1.62	-	40.39	11.04	34.67

6.525-6.875GHz_802.11be EHT20-BF_Nss1,(MCS0)_4TX

6875MHz Straddle 6.525-6.875GHz_TX

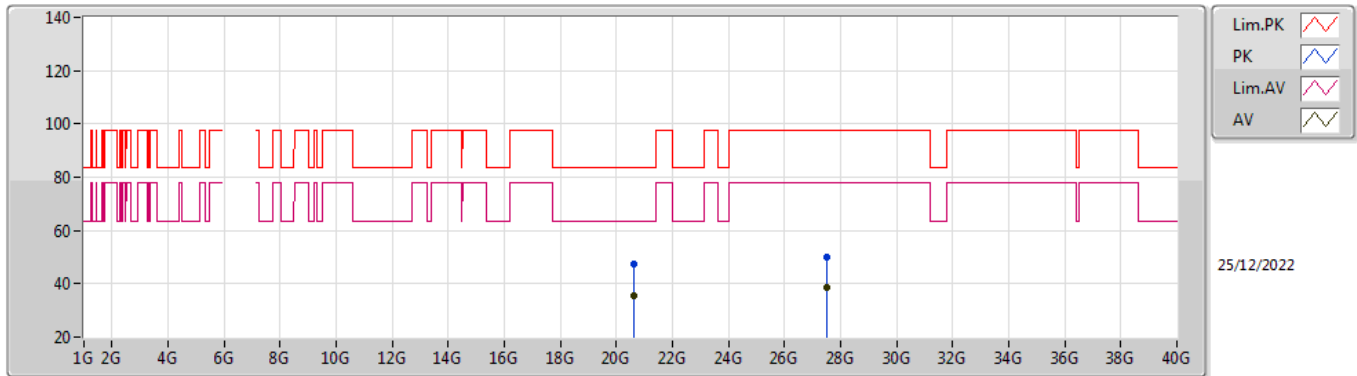


EUT_Z_4TX
 Setting 50
 06-H-K-5

Type	Freq (Hz)	Level (dBuV/m)	Limit (dBuV/m)	Margin (dB)	Raw (dBuV)	Dist (m)	Condition	Azimuth (°)	Height (m)	Comment	AF (dB)	CL (dB)	PA (dB)
PK	13.7468G	59.61	88.20	-28.59	42.85	3	Horizontal	271	1.14	-	40.39	11.04	34.67
RMS	13.75076G	47.23	68.20	-20.97	30.46	3	Horizontal	271	1.14	-	40.40	11.04	34.67

6.525-6.875GHz_802.11be EHT20-BF_Nss1,(MCS0)_4TX

6875MHz Straddle 6.525-6.875GHz_TX

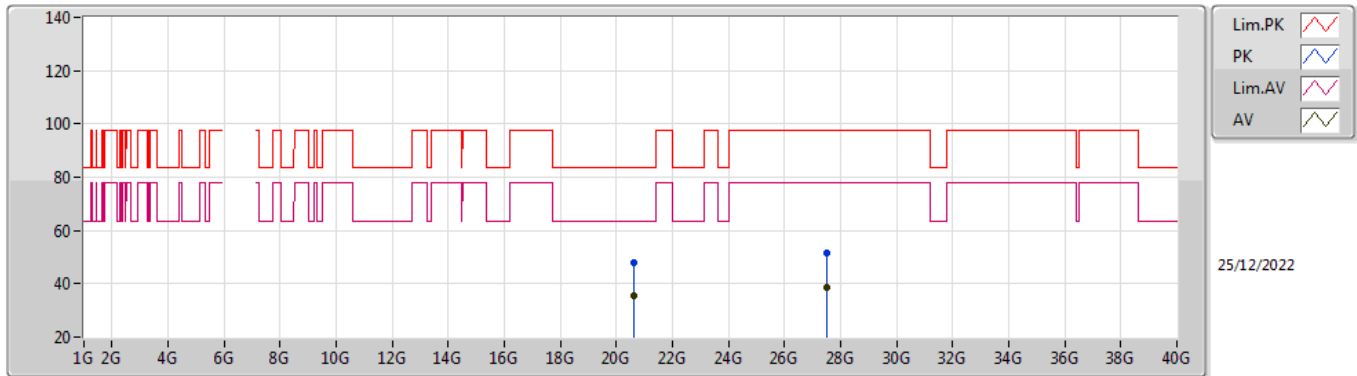


EUT_Z_4TX
 Setting 50
 06-H-K-5

Type	Freq (Hz)	Level (dBuV/m)	Limit (dBuV/m)	Margin (dB)	Raw (dBuV)	Dist (m)	Condition	Azimuth (°)	Height (m)	Comment	AF (dB)	CL (dB)	PA (dB)
PK	20.62138G	47.44	83.54	-36.10	44.18	1	Vertical	185	1.52	-	37.75	17.53	52.02
AV	20.62488G	35.62	63.54	-27.92	32.36	1	Vertical	185	1.52	-	37.75	17.53	52.02
PK	27.50278G	50.21	97.74	-47.53	38.99	1	Vertical	294	1.58	-	39.30	20.92	49.00
RMS	27.50372G	38.82	77.74	-38.92	27.60	1	Vertical	294	1.58	-	39.30	20.92	49.00

6.525-6.875GHz_802.11be EHT20-BF_Nss1,(MCS0)_4TX

6875MHz Straddle 6.525-6.875GHz_TX

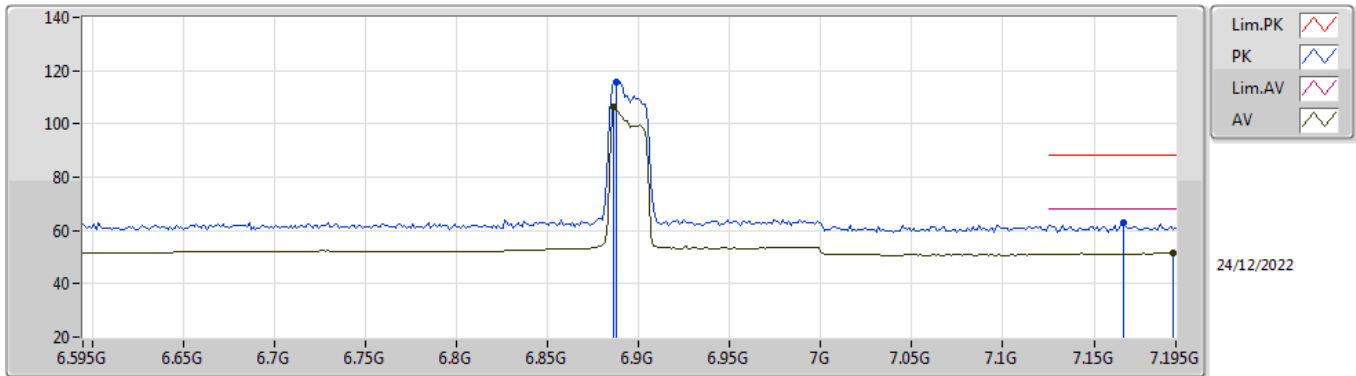


EUT_Z_4TX
 Setting 50
 06-H-K-5

Type	Freq (Hz)	Level (dBuV/m)	Limit (dBuV/m)	Margin (dB)	Raw (dBuV)	Dist (m)	Condition	Azimuth (°)	Height (m)	Comment	AF (dB)	CL (dB)	PA (dB)
PK	20.62752G	47.68	83.54	-35.86	44.43	1	Horizontal	53	1.51	-	37.75	17.53	52.03
AV	20.62888G	35.74	63.54	-27.80	32.49	1	Horizontal	53	1.51	-	37.75	17.53	52.03
PK	27.49912G	51.58	97.74	-46.16	40.37	1	Horizontal	61	1.52	-	39.30	20.91	49.00
RMS	27.49944G	38.83	77.74	-38.91	27.62	1	Horizontal	61	1.52	-	39.30	20.91	49.00

6.875-7.125GHz_802.11be EHT20-BF_Nss1,(MCS0)_4TX

6895MHz_TX

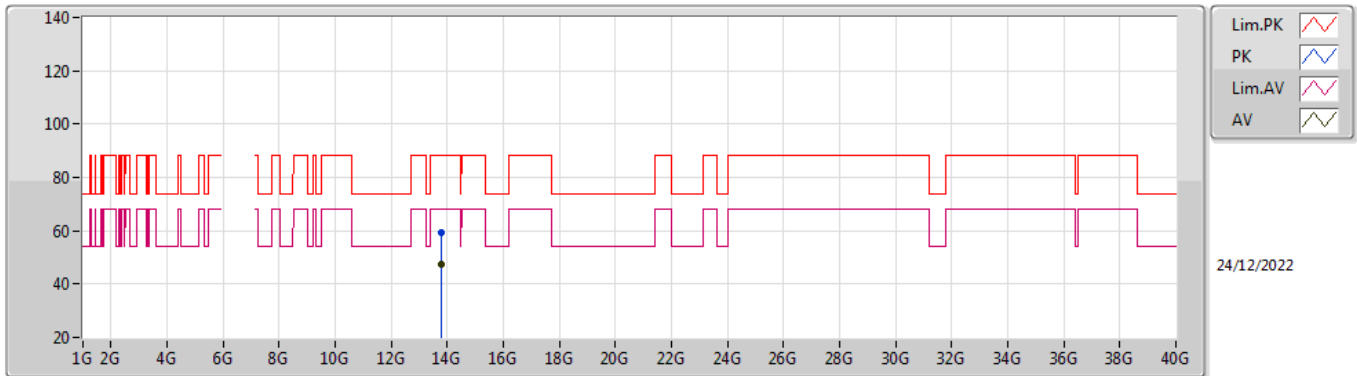


EUT_Z_4TX
 Setting 50
 06-H-K-3-10

Type	Freq (Hz)	Level (dBuV/m)	Limit (dBuV/m)	Margin (dB)	Raw (dBuV)	Dist (m)	Condition	Azimuth (°)	Height (m)	Comment	AF (dB)	CL (dB)	PA (dB)
PK	6.8878G	115.81	Inf	-Inf	105.83	3	Vertical	238	1.80	-	34.83	8.19	33.04
RMS	6.8866G	106.21	Inf	-Inf	96.25	3	Vertical	238	1.80	-	34.82	8.18	33.04
PK	7.1662G	63.16	88.20	-25.04	52.01	3	Vertical	238	1.80	-	36.16	8.24	33.25
RMS	7.1938G	51.46	68.20	-16.74	40.26	3	Vertical	238	1.80	-	36.28	8.21	33.29

6.875-7.125GHz_802.11be EHT20-BF_Nss1,(MCS0)_4TX

6895MHz_TX

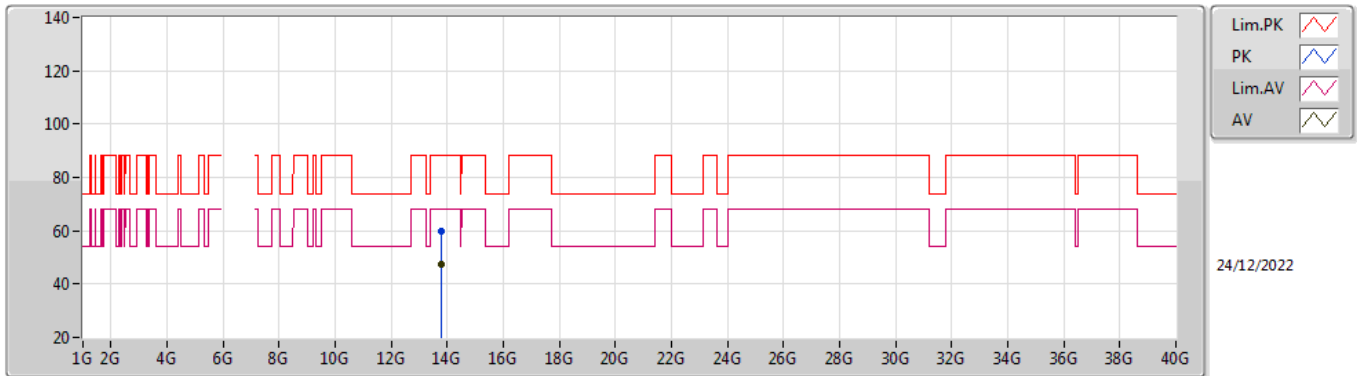


EUT_Z_4TX
 Setting 50
 06-H-K-5

Type	Freq (Hz)	Level (dBuV/m)	Limit (dBuV/m)	Margin (dB)	Raw (dBuV)	Dist (m)	Condition	Azimuth (°)	Height (m)	Comment	AF (dB)	CL (dB)	PA (dB)
PK	13.7992G	59.15	88.20	-29.05	42.26	3	Vertical	263	1.80	-	40.50	11.06	34.67
RMS	13.79748G	47.36	68.20	-20.84	30.48	3	Vertical	263	1.80	-	40.49	11.06	34.67

6.875-7.125GHz_802.11be EHT20-BF_Nss1,(MCS0)_4TX

6895MHz_TX

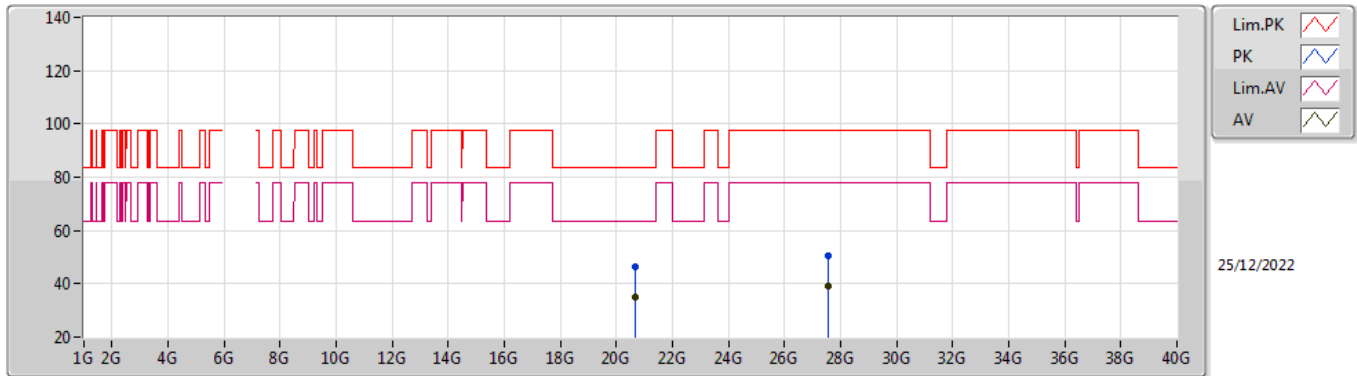


EUT_Z_4TX
 Setting 50
 06-H-K-5

Type	Freq (Hz)	Level (dBuV/m)	Limit (dBuV/m)	Margin (dB)	Raw (dBuV)	Dist (m)	Condition	Azimuth (°)	Height (m)	Comment	AF (dB)	CL (dB)	PA (dB)
PK	13.7982G	59.62	88.20	-28.58	42.73	3	Horizontal	81	1.50	-	40.50	11.06	34.67
RMS	13.79732G	47.58	68.20	-20.62	30.70	3	Horizontal	81	1.50	-	40.49	11.06	34.67

6.875-7.125GHz_802.11be EHT20-BF_Nss1,(MCS0)_4TX

6895MHz_TX

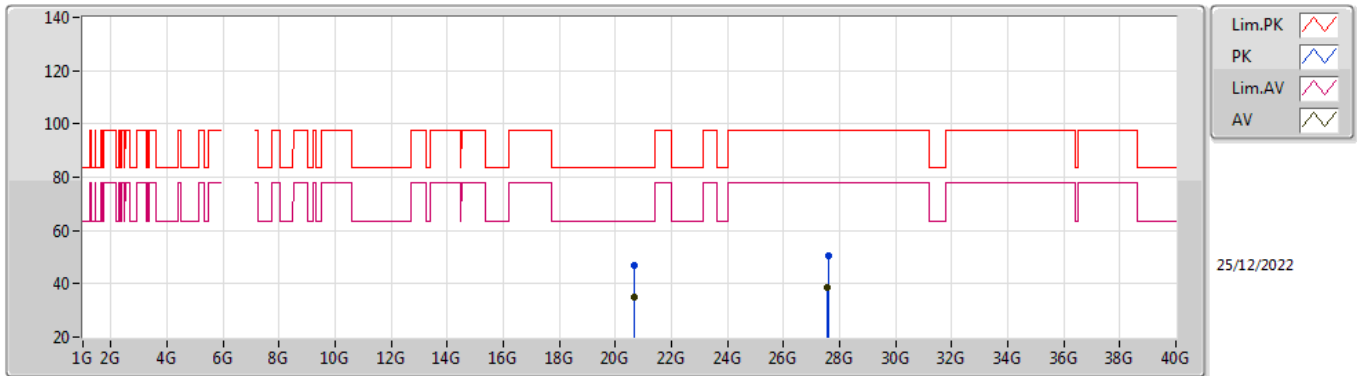


EUT_Z_4TX
 Setting 50
 06-H-K-5

Type	Freq (Hz)	Level (dBuV/m)	Limit (dBuV/m)	Margin (dB)	Raw (dBuV)	Dist (m)	Condition	Azimuth (°)	Height (m)	Comment	AF (dB)	CL (dB)	PA (dB)
PK	20.68118G	46.43	83.54	-37.11	43.14	1	Vertical	327	1.52	-	37.77	17.56	52.04
AV	20.68818G	35.15	63.54	-28.39	31.85	1	Vertical	327	1.52	-	37.78	17.56	52.04
PK	27.57678G	50.48	97.74	-47.26	39.17	1	Vertical	52	1.52	-	39.36	20.97	49.02
RMS	27.57554G	38.91	77.74	-38.83	27.60	1	Vertical	52	1.52	-	39.36	20.97	49.02

6.875-7.125GHz_802.11be EHT20-BF_Nss1,(MCS0)_4TX

6895MHz_TX

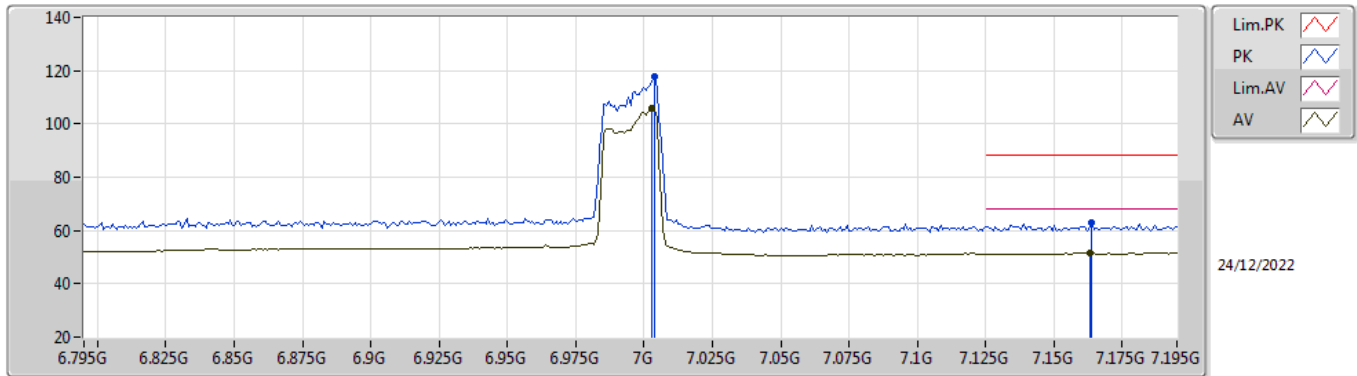


EUT_Z_4TX
 Setting 50
 06-H-K-5

Type	Freq (Hz)	Level (dBuV/m)	Limit (dBuV/m)	Margin (dB)	Raw (dBuV)	Dist (m)	Condition	Azimuth (°)	Height (m)	Comment	AF (dB)	CL (dB)	PA (dB)
PK	20.68804G	46.87	83.54	-36.67	43.57	1	Horizontal	54	1.51	-	37.78	17.56	52.04
AV	20.68766G	35.09	63.54	-28.45	31.79	1	Horizontal	54	1.51	-	37.78	17.56	52.04
PK	27.58302G	50.57	97.74	-47.17	39.24	1	Horizontal	291	1.57	-	39.37	20.98	49.02
RMS	27.57504G	38.81	77.74	-38.93	27.50	1	Horizontal	291	1.57	-	39.36	20.97	49.02

6.875-7.125GHz_802.11be EHT20-BF_Nss1,(MCS0)_4TX

6995MHz_TX

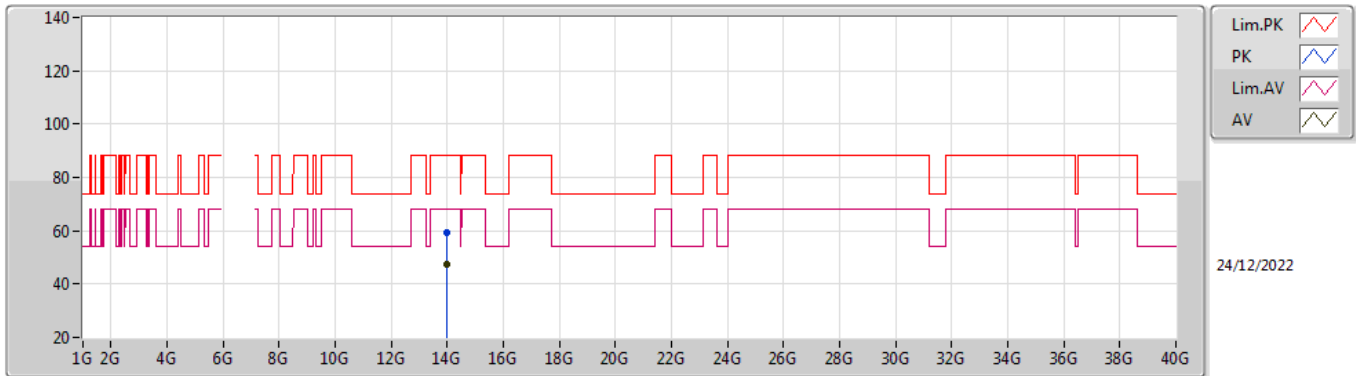


EUT_Z_4TX
 Setting 50
 06-H-K-3-10

Type	Freq (Hz)	Level (dBuV/m)	Limit (dBuV/m)	Margin (dB)	Raw (dBuV)	Dist (m)	Condition	Azimuth (°)	Height (m)	Comment	AF (dB)	CL (dB)	PA (dB)
PK	7.0038G	117.63	Inf	-Inf	106.81	3	Vertical	136	1.58	-	35.42	8.44	33.04
RMS	7.003G	105.71	Inf	-Inf	94.89	3	Vertical	136	1.58	-	35.42	8.44	33.04
PK	7.1638G	62.69	88.20	-25.51	51.54	3	Vertical	136	1.58	-	36.16	8.24	33.25
RMS	7.163G	51.53	68.20	-16.67	40.39	3	Vertical	136	1.58	-	36.15	8.24	33.25

6.875-7.125GHz_802.11be EHT20-BF_Nss1,(MCS0)_4TX

6995MHz_TX

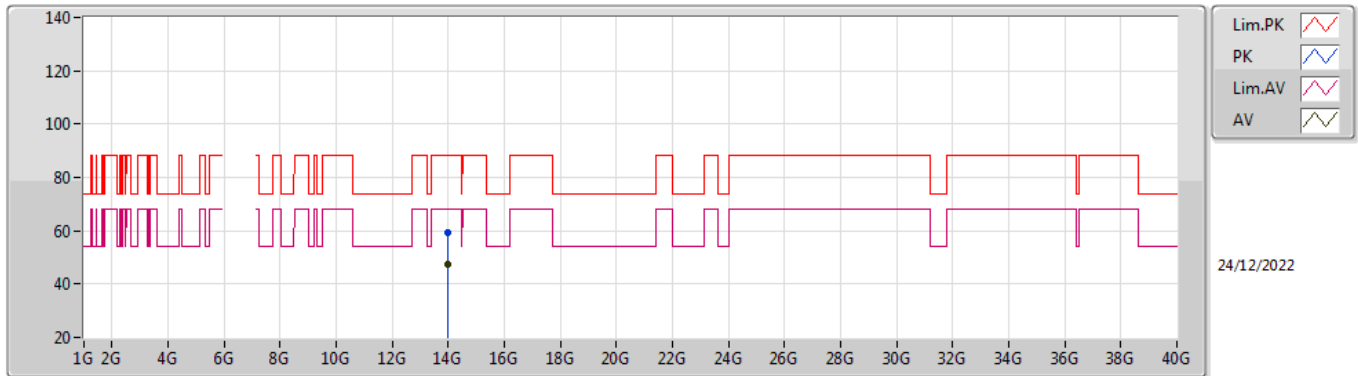


EUT_Z_4TX
 Setting 50
 06-H-K-5

Type	Freq (Hz)	Level (dBuV/m)	Limit (dBuV/m)	Margin (dB)	Raw (dBuV)	Dist (m)	Condition	Azimuth (°)	Height (m)	Comment	AF (dB)	CL (dB)	PA (dB)
PK	13.98876G	59.40	88.20	-28.80	41.97	3	Vertical	112	1.80	-	40.98	11.12	34.67
RMS	13.99064G	47.36	68.20	-20.84	29.93	3	Vertical	112	1.80	-	40.98	11.12	34.67

6.875-7.125GHz_802.11be EHT20-BF_Nss1,(MCS0)_4TX

6995MHz_TX

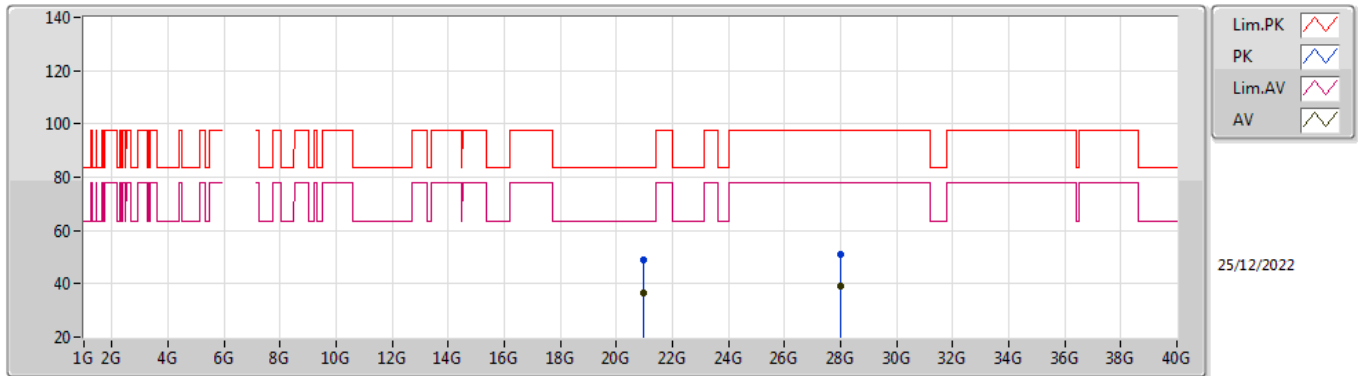


EUT_Z_4TX
 Setting 50
 06-H-K-5

Type	Freq (Hz)	Level (dBuV/m)	Limit (dBuV/m)	Margin (dB)	Raw (dBuV)	Dist (m)	Condition	Azimuth (°)	Height (m)	Comment	AF (dB)	CL (dB)	PA (dB)
PK	13.99172G	59.27	88.20	-28.93	41.84	3	Horizontal	92	2.30	-	40.98	11.12	34.67
RMS	13.99716G	47.30	68.20	-20.90	29.86	3	Horizontal	92	2.30	-	40.99	11.12	34.67

6.875-7.125GHz_802.11be EHT20-BF_Nss1,(MCS0)_4TX

6995MHz_TX

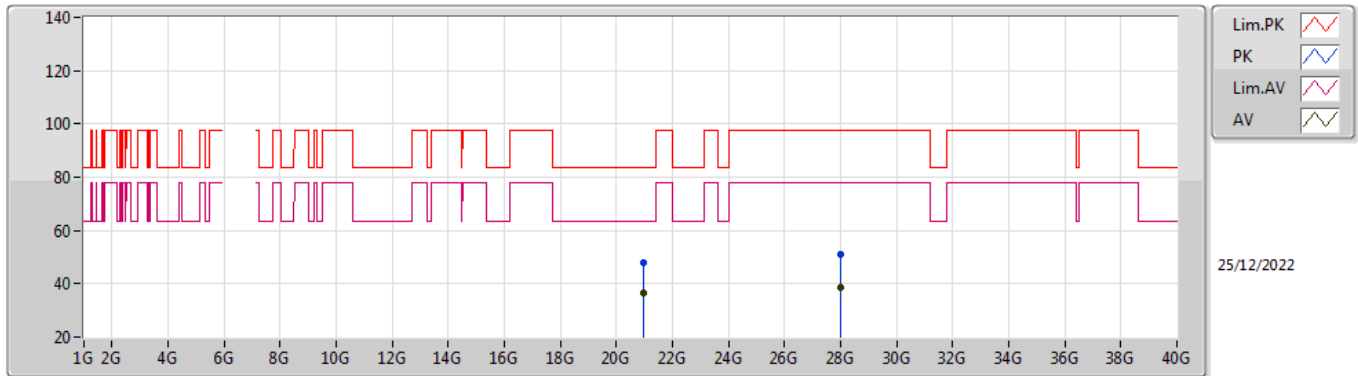


EUT_Z_4TX
 Setting 50
 06-H-K-5

Type	Freq (Hz)	Level (dBuV/m)	Limit (dBuV/m)	Margin (dB)	Raw (dBuV)	Dist (m)	Condition	Azimuth (°)	Height (m)	Comment	AF (dB)	CL (dB)	PA (dB)
PK	20.98286G	49.05	83.54	-34.49	45.19	1	Vertical	334	1.55	-	38.27	17.69	52.10
AV	20.98988G	36.45	63.54	-27.09	32.58	1	Vertical	334	1.55	-	38.28	17.69	52.10
PK	27.9758G	50.82	97.74	-46.92	39.05	1	Vertical	56	1.58	-	39.59	21.28	49.10
RMS	27.98118G	38.94	77.74	-38.80	27.16	1	Vertical	56	1.58	-	39.59	21.29	49.10

6.875-7.125GHz_802.11be EHT20-BF_Nss1,(MCS0)_4TX

6995MHz_TX

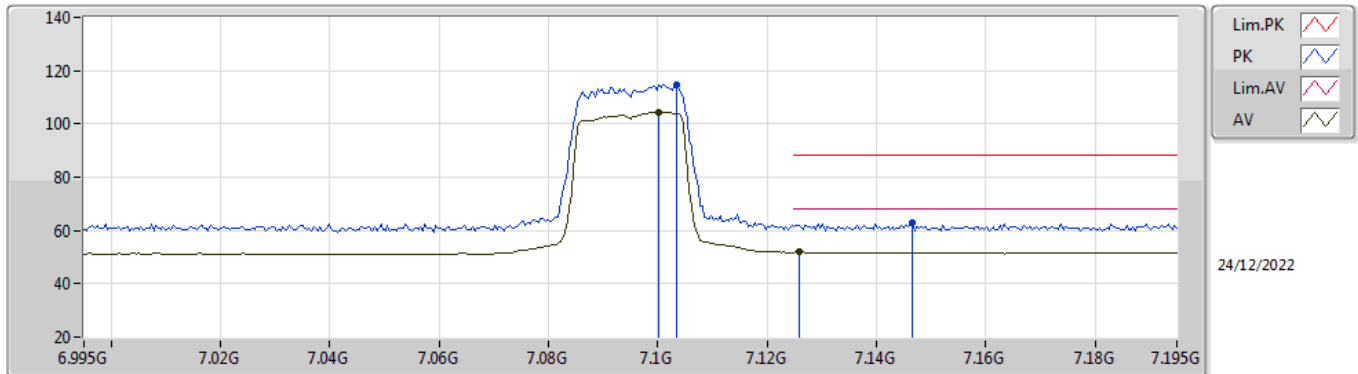


EUT_Z_4TX
Setting 50
06-H-K-5

Type	Freq (Hz)	Level (dBuV/m)	Limit (dBuV/m)	Margin (dB)	Raw (dBuV)	Dist (m)	Condition	Azimuth (°)	Height (m)	Comment	AF (dB)	CL (dB)	PA (dB)
PK	20.9829G	48.07	83.54	-35.47	44.21	1	Horizontal	324	1.57	-	38.27	17.69	52.10
AV	20.98208G	36.43	63.54	-27.11	32.58	1	Horizontal	324	1.57	-	38.26	17.69	52.10
PK	27.97906G	50.83	97.74	-46.91	39.06	1	Horizontal	244	1.57	-	39.59	21.28	49.10
RMS	27.98086G	38.84	77.74	-38.90	27.06	1	Horizontal	244	1.57	-	39.59	21.29	49.10

6.875-7.125GHz_802.11be EHT20-BF_Nss1,(MCS0)_4TX

7095MHz_TX

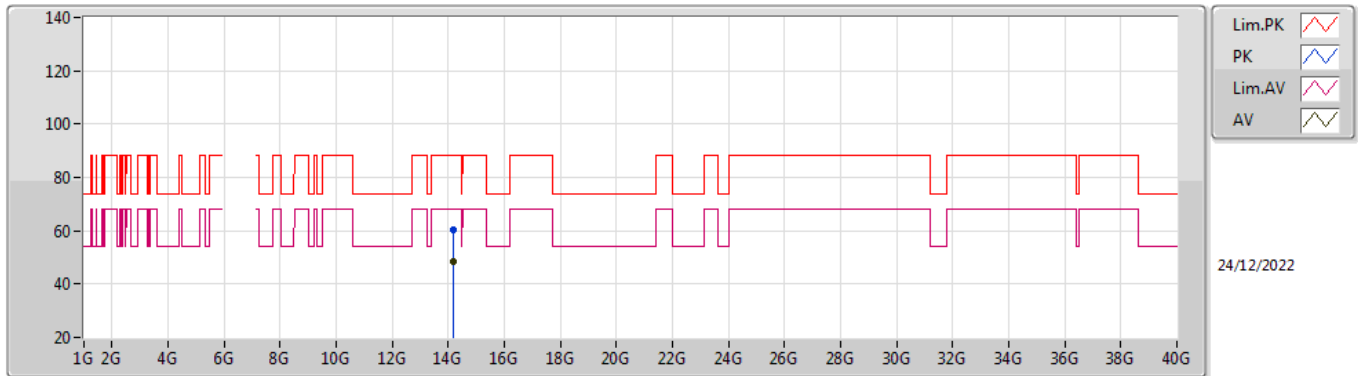


EUT_Z_4TX
Setting 50
06-H-K-3-10

Type	Freq (Hz)	Level (dBuV/m)	Limit (dBuV/m)	Margin (dB)	Raw (dBuV)	Dist (m)	Condition	Azimuth (°)	Height (m)	Comment	AF (dB)	CL (dB)	PA (dB)
PK	7.1034G	114.83	Inf	-Inf	103.77	3	Vertical	238	2.01	-	35.91	8.32	33.17
RMS	7.1002G	104.40	Inf	-Inf	93.35	3	Vertical	238	2.01	-	35.90	8.32	33.17
PK	7.1466G	62.70	88.20	-25.50	51.58	3	Vertical	238	2.01	-	36.09	8.26	33.23
RMS	7.1258G	52.20	68.20	-16.00	41.11	3	Vertical	238	2.01	-	36.00	8.29	33.20

6.875-7.125GHz_802.11be EHT20-BF_Nss1,(MCS0)_4TX

7095MHz_TX

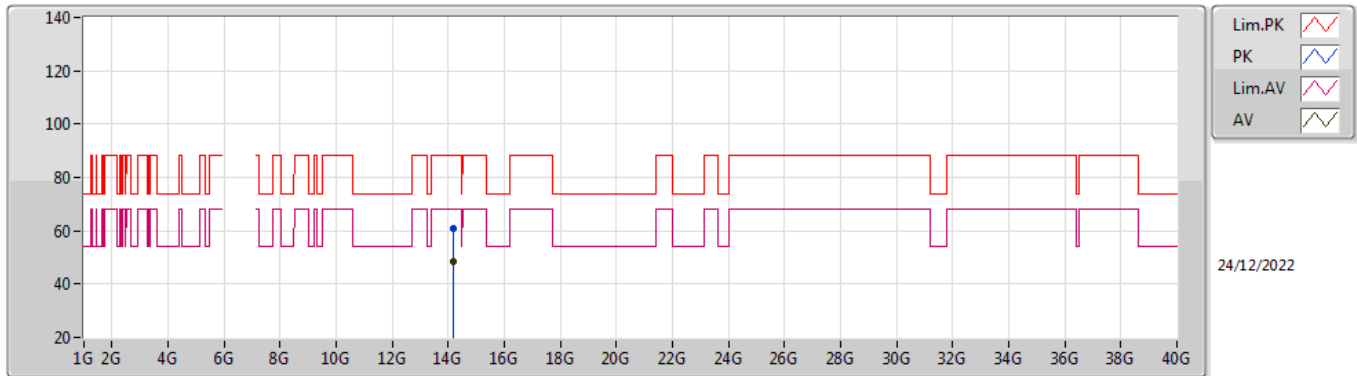


EUT_Z_4TX
Setting 50
06-H-K-5

Type	Freq (Hz)	Level (dBuV/m)	Limit (dBuV/m)	Margin (dB)	Raw (dBuV)	Dist (m)	Condition	Azimuth (°)	Height (m)	Comment	AF (dB)	CL (dB)	PA (dB)
PK	14.18328G	60.23	88.20	-27.97	42.14	3	Vertical	0	1.34	-	41.55	11.22	34.68
RMS	14.19568G	48.51	68.20	-19.69	30.38	3	Vertical	0	1.34	-	41.59	11.23	34.69

6.875-7.125GHz_802.11be EHT20-BF_Nss1,(MCS0)_4TX

7095MHz_TX

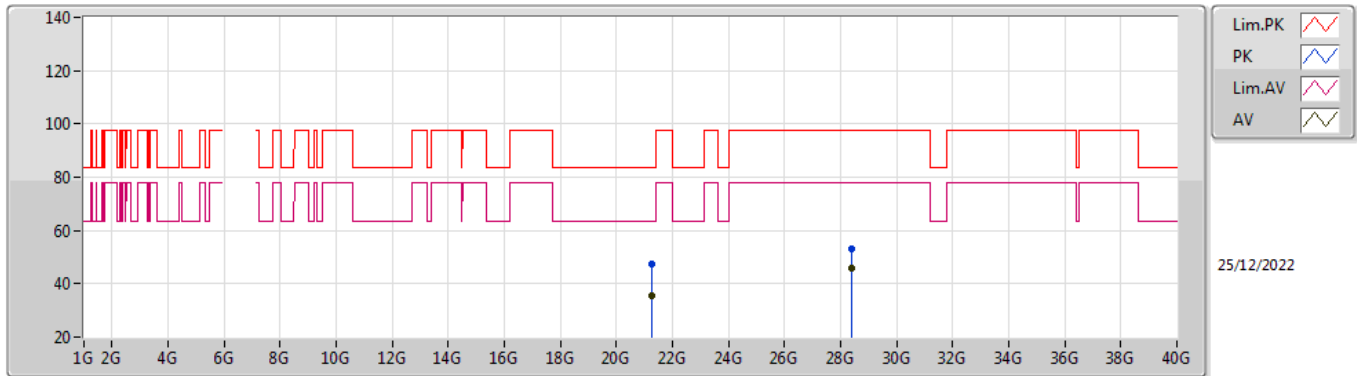


EUT_Z_4TX
 Setting 50
 06-H-K-5

Type	Freq (Hz)	Level (dBuV/m)	Limit (dBuV/m)	Margin (dB)	Raw (dBuV)	Dist (m)	Condition	Azimuth (°)	Height (m)	Comment	AF (dB)	CL (dB)	PA (dB)
PK	14.19852G	60.78	88.20	-27.42	42.64	3	Horizontal	2	1.80	-	41.60	11.23	34.69
RMS	14.19172G	48.29	68.20	-19.91	30.18	3	Horizontal	2	1.80	-	41.58	11.22	34.69

6.875-7.125GHz_802.11be EHT20-BF_Nss1,(MCS0)_4TX

7095MHz_TX

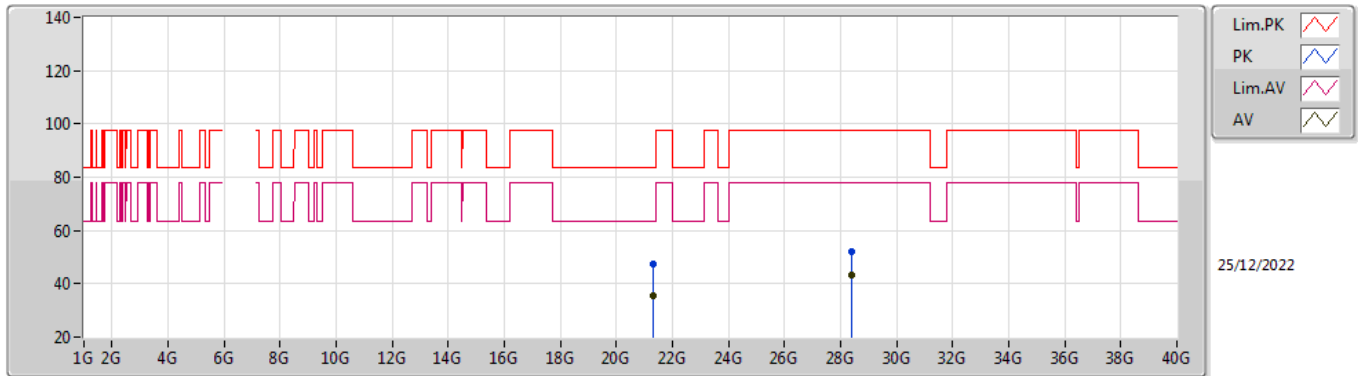


EUT_Z_4TX
 Setting 50
 06-H-K-5

Type	Freq (Hz)	Level (dBuV/m)	Limit (dBuV/m)	Margin (dB)	Raw (dBuV)	Dist (m)	Condition	Azimuth (°)	Height (m)	Comment	AF (dB)	CL (dB)	PA (dB)
PK	21.28008G	47.67	83.54	-35.87	43.87	1	Vertical	241	1.50	-	38.08	17.82	52.10
AV	21.28472G	35.70	63.54	-27.84	31.91	1	Vertical	241	1.50	-	38.07	17.82	52.10
PK	28.37988G	52.91	97.74	-44.83	41.00	1	Vertical	1	1.51	-	39.70	21.31	49.10
RMS	28.37966G	45.67	77.74	-32.07	33.76	1	Vertical	1	1.51	-	39.70	21.31	49.10

6.875-7.125GHz_802.11be EHT20-BF_Nss1,(MCS0)_4TX

7095MHz_TX

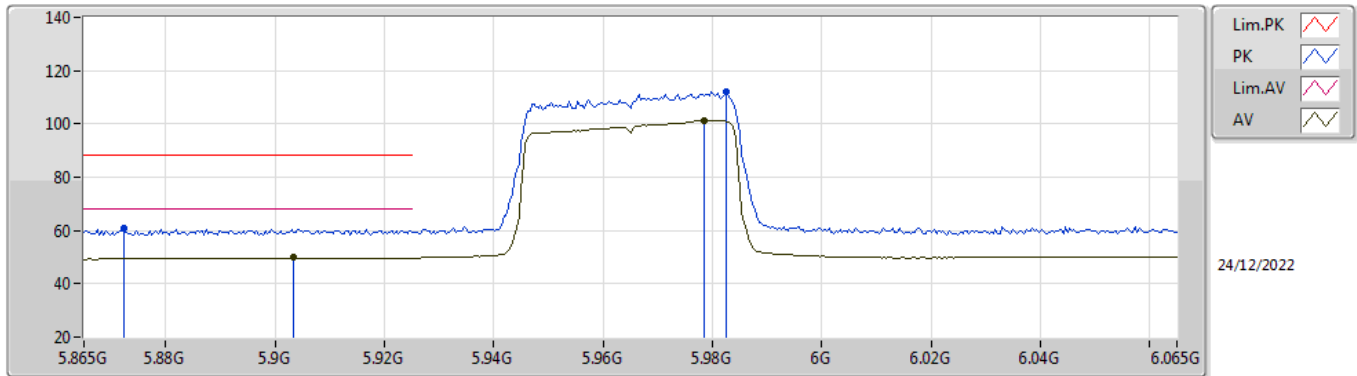


EUT_Z_4TX
 Setting 50
 06-H-K-5

Type	Freq (Hz)	Level (dBuV/m)	Limit (dBuV/m)	Margin (dB)	Raw (dBuV)	Dist (m)	Condition	Azimuth (°)	Height (m)	Comment	AF (dB)	CL (dB)	PA (dB)
PK	21.28922G	47.64	83.54	-35.90	43.85	1	Horizontal	148	1.50	-	38.07	17.82	52.10
AV	21.289G	35.71	63.54	-27.83	31.92	1	Horizontal	148	1.50	-	38.07	17.82	52.10
PK	28.37988G	52.23	97.74	-45.51	40.32	1	Horizontal	30	1.51	-	39.70	21.31	49.10
RMS	28.37962G	43.43	77.74	-34.31	31.52	1	Horizontal	30	1.51	-	39.70	21.31	49.10

5.925-6.425GHz_802.11be EHT40-BF_Nss1,(MCS0)_4TX

5965MHz_TX

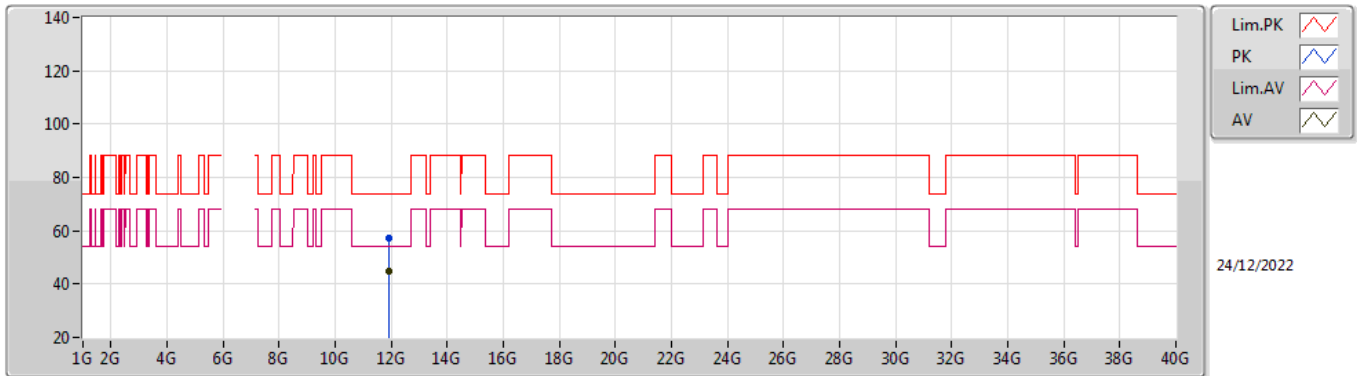


EUT_Z_4TX
 Setting 50
 06-H-K-3-10

Type	Freq (Hz)	Level (dBuV/m)	Limit (dBuV/m)	Margin (dB)	Raw (dBuV)	Dist (m)	Condition	Azimuth (°)	Height (m)	Comment	AF (dB)	CL (dB)	PA (dB)
PK	5.8722G	60.85	88.20	-27.35	53.43	3	Vertical	236.7	1.80	-	32.43	7.37	32.38
RMS	5.9034G	49.83	68.20	-18.37	42.22	3	Vertical	236.7	1.80	-	32.60	7.38	32.37
PK	5.9826G	112.14	Inf	-Inf	104.56	3	Vertical	236.7	1.80	-	32.53	7.40	32.35
RMS	5.9786G	101.17	Inf	-Inf	93.59	3	Vertical	236.7	1.80	-	32.54	7.39	32.35

5.925-6.425GHz_802.11be EHT40-BF_Nss1,(MCS0)_4TX

5965MHz_TX

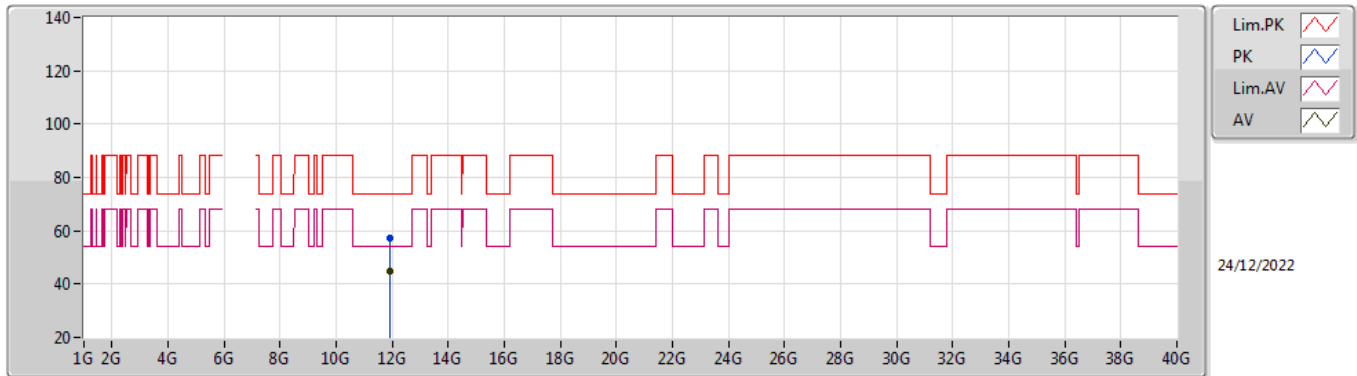


EUT_Z_4TX
Setting 50
06-H-K-5

Type	Freq (Hz)	Level (dBuV/m)	Limit (dBuV/m)	Margin (dB)	Raw (dBuV)	Dist (m)	Condition	Azimuth (°)	Height (m)	Comment	AF (dB)	CL (dB)	PA (dB)
PK	11.92708G	57.06	74.00	-16.94	42.32	3	Vertical	31	1.80	-	38.95	10.46	34.67
AV	11.92636G	44.58	54.00	-9.42	29.84	3	Vertical	31	1.80	-	38.95	10.46	34.67

5.925-6.425GHz_802.11be EHT40-BF_Nss1,(MCS0)_4TX

5965MHz_TX

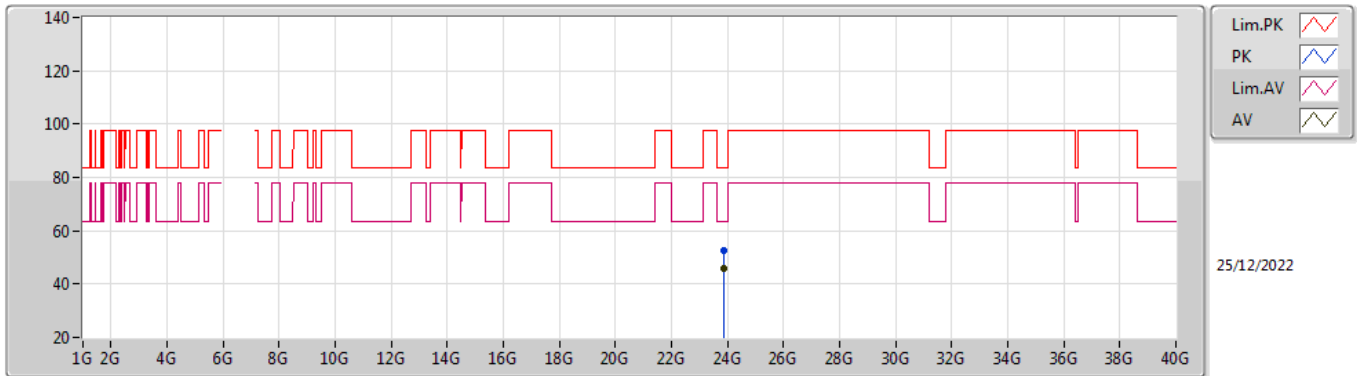


EUT_Z_4TX
 Setting 50
 06-H-K-5

Type	Freq (Hz)	Level (dBuV/m)	Limit (dBuV/m)	Margin (dB)	Raw (dBuV)	Dist (m)	Condition	Azimuth (°)	Height (m)	Comment	AF (dB)	CL (dB)	PA (dB)
PK	11.93984G	57.14	74.00	-16.86	42.37	3	Horizontal	125	1.80	-	38.98	10.46	34.67
AV	11.92536G	44.70	54.00	-9.30	29.96	3	Horizontal	125	1.80	-	38.95	10.46	34.67

5.925-6.425GHz_802.11be EHT40-BF_Nss1,(MCS0)_4TX

5965MHz_TX

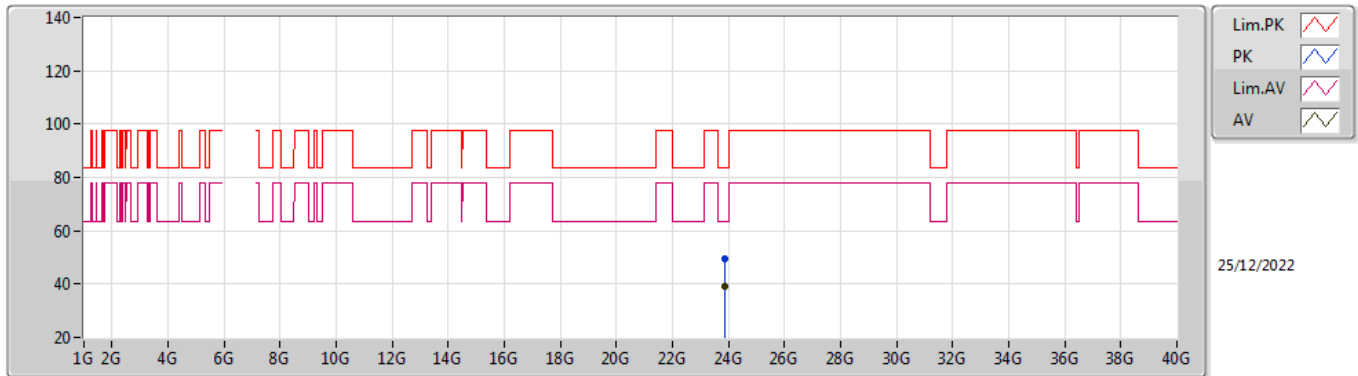


EUT_Z_4TX
 Setting 50
 06-H-K-5

Type	Freq (Hz)	Level (dBuV/m)	Limit (dBuV/m)	Margin (dB)	Raw (dBuV)	Dist (m)	Condition	Azimuth (°)	Height (m)	Comment	AF (dB)	CL (dB)	PA (dB)
PK	23.85986G	52.39	83.54	-31.15	44.87	1	Vertical	39	1.54	-	38.80	18.98	50.26
AV	23.85974G	45.75	63.54	-17.79	38.23	1	Vertical	39	1.54	-	38.80	18.98	50.26

5.925-6.425GHz_802.11be EHT40-BF_Nss1,(MCS0)_4TX

5965MHz_TX

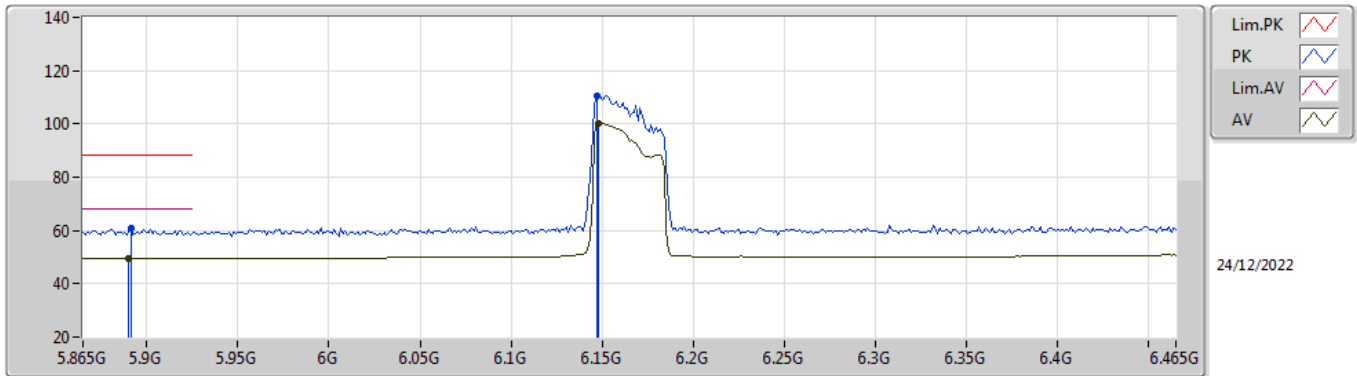


EUT_Z_4TX
 Setting 50
 06-H-K-5

Type	Freq (Hz)	Level (dBuV/m)	Limit (dBuV/m)	Margin (dB)	Raw (dBuV)	Dist (m)	Condition	Azimuth (°)	Height (m)	Comment	AF (dB)	CL (dB)	PA (dB)
PK	23.85982G	49.63	83.54	-33.91	42.11	1	Horizontal	69	1.50	-	38.80	18.98	50.26
AV	23.8597G	38.92	63.54	-24.62	31.40	1	Horizontal	69	1.50	-	38.80	18.98	50.26

5.925-6.425GHz_802.11be EHT40-BF_Nss1,(MCS0)_4TX

6165MHz_TX

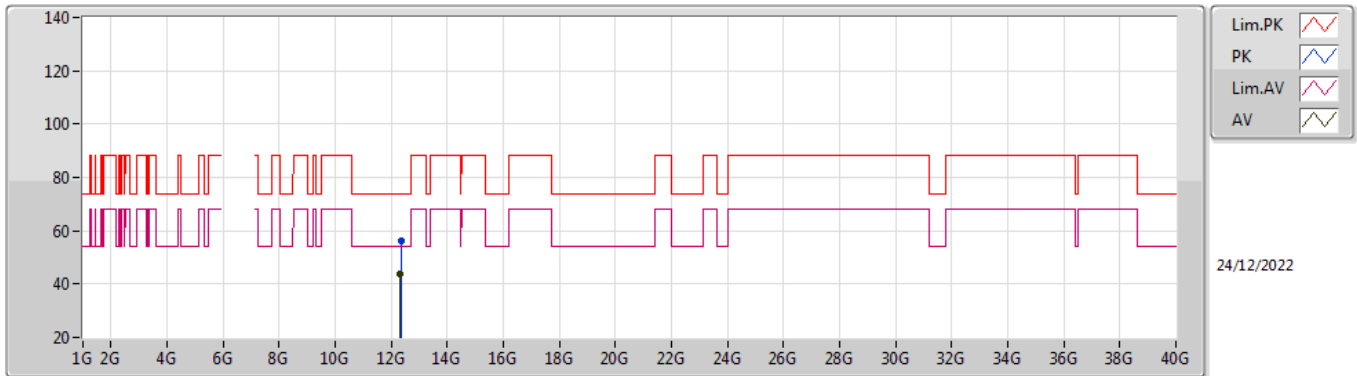


EUT_Z_4TX
 Setting 50
 06-H-K-3-10

Type	Freq (Hz)	Level (dBuV/m)	Limit (dBuV/m)	Margin (dB)	Raw (dBuV)	Dist (m)	Condition	Azimuth (°)	Height (m)	Comment	AF (dB)	CL (dB)	PA (dB)
PK	5.8914G	60.62	88.20	-27.58	53.07	3	Vertical	59.2	1.80	-	32.55	7.37	32.37
RMS	5.8902G	49.61	68.20	-18.59	42.08	3	Vertical	59.2	1.80	-	32.54	7.37	32.38
PK	6.147G	110.73	Inf	-Inf	103.09	3	Vertical	59.2	1.80	-	32.69	7.50	32.55
RMS	6.1482G	100.24	Inf	-Inf	92.59	3	Vertical	59.2	1.80	-	32.70	7.50	32.55

5.925-6.425GHz_802.11be EHT40-BF_Nss1,(MCS0)_4TX

6165MHz_TX

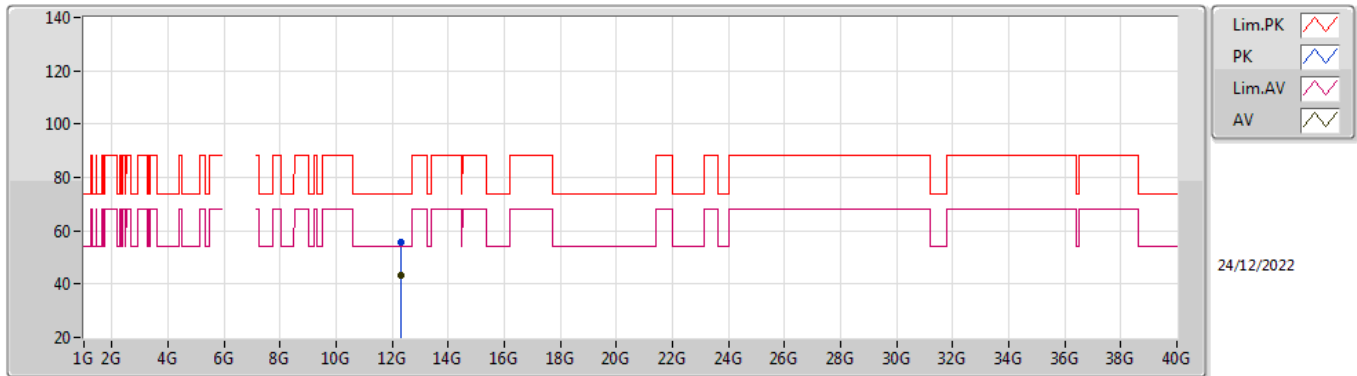


EUT_Z_4TX
 Setting 50
 06-H-K-5

Type	Freq (Hz)	Level (dBuV/m)	Limit (dBuV/m)	Margin (dB)	Raw (dBuV)	Dist (m)	Condition	Azimuth (°)	Height (m)	Comment	AF (dB)	CL (dB)	PA (dB)
PK	12.33776G	56.05	74.00	-17.95	41.39	3	Vertical	203	2.99	-	38.76	10.59	34.69
AV	12.32408G	43.54	54.00	-10.46	28.87	3	Vertical	203	2.99	-	38.78	10.58	34.69

5.925-6.425GHz_802.11be EHT40-BF_Nss1,(MCS0)_4TX

6165MHz_TX

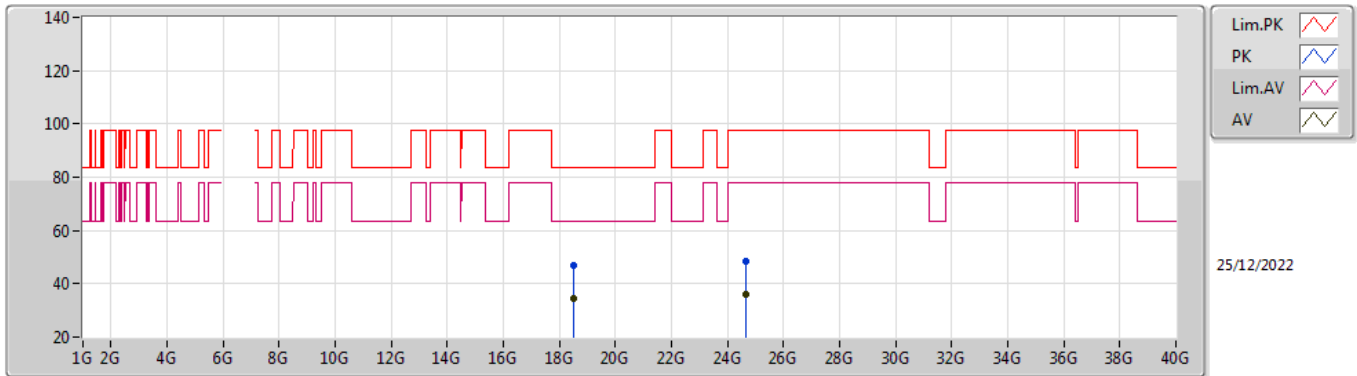


EUT_Z_4TX
 Setting 50
 06-H-K-5

Type	Freq (Hz)	Level (dBuV/m)	Limit (dBuV/m)	Margin (dB)	Raw (dBuV)	Dist (m)	Condition	Azimuth (°)	Height (m)	Comment	AF (dB)	CL (dB)	PA (dB)
PK	12.3298G	55.83	74.00	-18.17	41.16	3	Horizontal	358	1.80	-	38.77	10.59	34.69
AV	12.32024G	43.49	54.00	-10.51	28.82	3	Horizontal	358	1.80	-	38.78	10.58	34.69

5.925-6.425GHz_802.11be EHT40-BF_Nss1,(MCS0)_4TX

6165MHz_TX

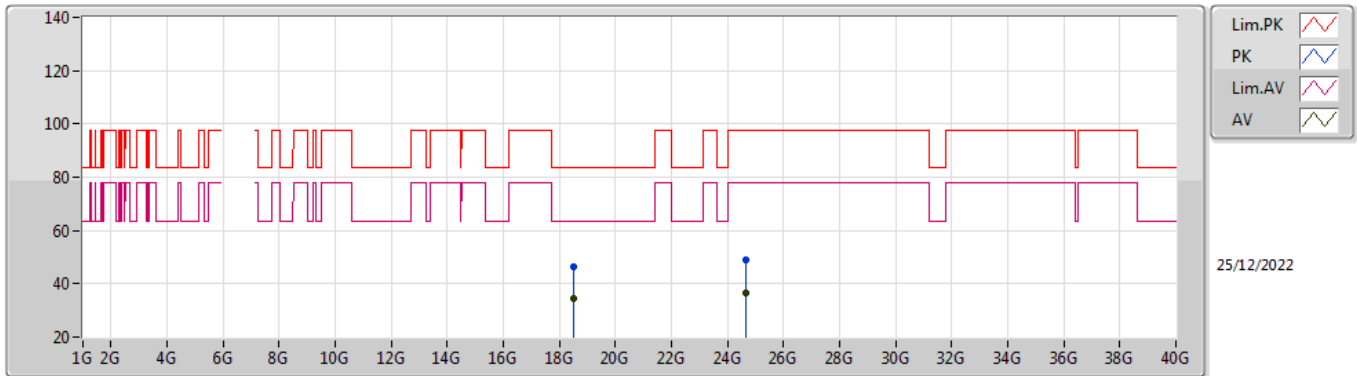


EUT_Z_4TX
Setting 50
06-H-K-5

Type	Freq (Hz)	Level (dBuV/m)	Limit (dBuV/m)	Margin (dB)	Raw (dBuV)	Dist (m)	Condition	Azimuth (°)	Height (m)	Comment	AF (dB)	CL (dB)	PA (dB)
PK	18.49628G	46.97	83.54	-36.57	43.02	1	Vertical	330	1.58	-	37.60	16.64	50.29
AV	18.4996G	34.74	63.54	-28.80	30.80	1	Vertical	330	1.58	-	37.60	16.64	50.30
PK	24.6633G	48.32	97.74	-49.42	39.87	1	Vertical	81	1.50	-	38.90	19.28	49.73
RMS	24.6632G	36.27	77.74	-41.47	27.82	1	Vertical	81	1.50	-	38.90	19.28	49.73

5.925-6.425GHz_802.11be EHT40-BF_Nss1,(MCS0)_4TX

6165MHz_TX

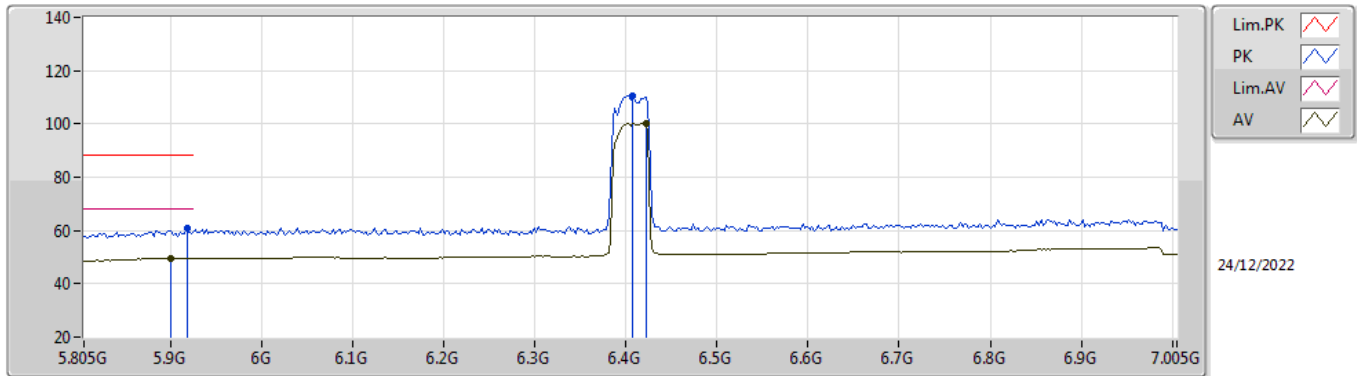


EUT_Z_4TX
 Setting 50
 06-H-K-5

Type	Freq (Hz)	Level (dBuV/m)	Limit (dBuV/m)	Margin (dB)	Raw (dBuV)	Dist (m)	Condition	Azimuth (°)	Height (m)	Comment	AF (dB)	CL (dB)	PA (dB)
PK	18.49844G	46.56	83.54	-36.98	42.62	1	Horizontal	23	1.58	-	37.60	16.64	50.30
AV	18.49856G	34.67	63.54	-28.87	30.73	1	Horizontal	23	1.58	-	37.60	16.64	50.30
PK	24.6642G	48.83	97.74	-48.91	40.38	1	Horizontal	214	1.53	-	38.90	19.28	49.73
RMS	24.65514G	36.35	77.74	-41.39	27.91	1	Horizontal	214	1.53	-	38.90	19.28	49.74

5.925-6.425GHz_802.11be EHT40-BF_Nss1,(MCS0)_4TX

6405MHz_TX

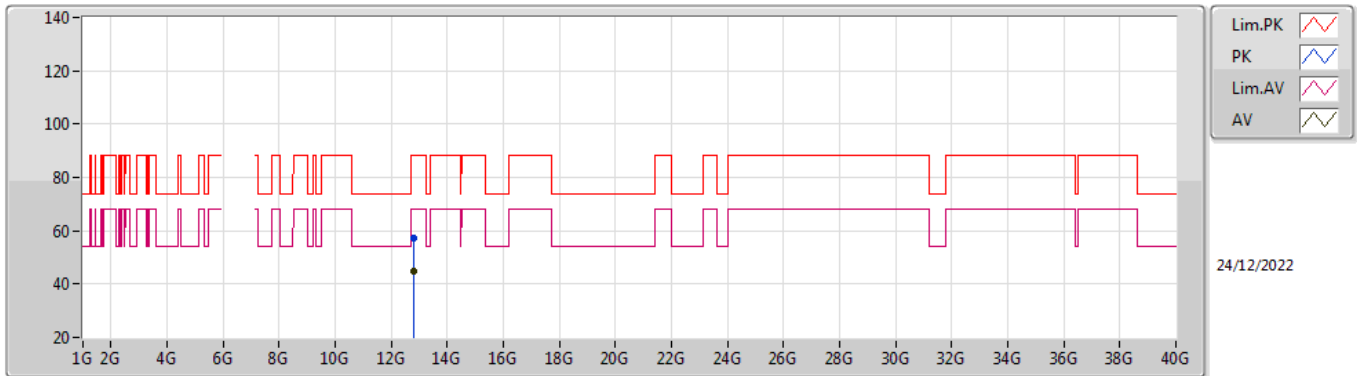


EUT_Z_4TX
 Setting 50
 06-H-K-3-10

Type	Freq (Hz)	Level (dBuV/m)	Limit (dBuV/m)	Margin (dB)	Raw (dBuV)	Dist (m)	Condition	Azimuth (°)	Height (m)	Comment	AF (dB)	CL (dB)	PA (dB)
PK	5.9178G	60.61	88.20	-27.59	53.00	3	Vertical	234.4	1.80	-	32.60	7.38	32.37
RMS	5.901G	49.58	68.20	-18.62	41.97	3	Vertical	234.4	1.80	-	32.60	7.38	32.37
PK	6.4074G	110.49	Inf	-Inf	101.61	3	Vertical	234.4	1.80	-	33.81	8.00	32.93
RMS	6.4218G	100.32	Inf	-Inf	91.43	3	Vertical	234.4	1.80	-	33.84	8.00	32.95

5.925-6.425GHz_802.11be EHT40-BF_Nss1,(MCS0)_4TX

6405MHz_TX

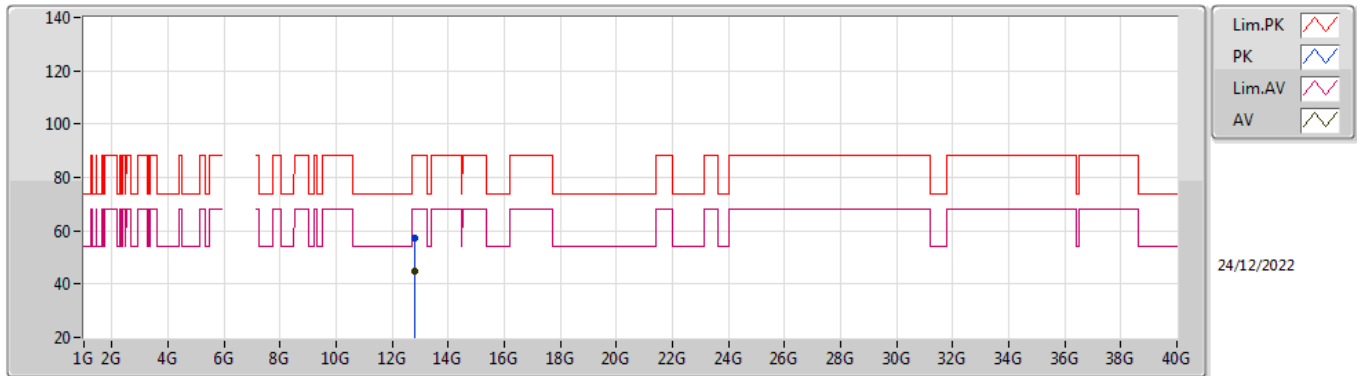


EUT_Z_4TX
 Setting 50
 06-H-K-5

Type	Freq (Hz)	Level (dBuV/m)	Limit (dBuV/m)	Margin (dB)	Raw (dBuV)	Dist (m)	Condition	Azimuth (°)	Height (m)	Comment	AF (dB)	CL (dB)	PA (dB)
PK	12.81346G	57.16	88.20	-31.04	41.80	3	Vertical	310	1.67	-	39.33	10.74	34.71
RMS	12.81294G	44.94	68.20	-23.26	29.58	3	Vertical	310	1.67	-	39.33	10.74	34.71

5.925-6.425GHz_802.11be EHT40-BF_Nss1,(MCS0)_4TX

6405MHz_TX

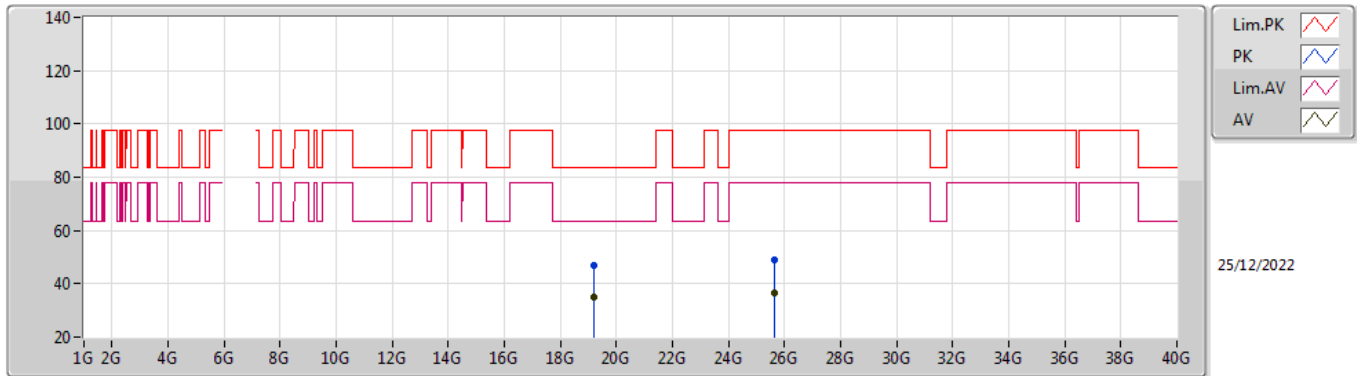


EUT_Z_4TX
 Setting 50
 06-H-K-5

Type	Freq (Hz)	Level (dBuV/m)	Limit (dBuV/m)	Margin (dB)	Raw (dBuV)	Dist (m)	Condition	Azimuth (°)	Height (m)	Comment	AF (dB)	CL (dB)	PA (dB)
PK	12.80644G	57.18	88.20	-31.02	41.84	3	Horizontal	145	1.56	-	39.31	10.74	34.71
RMS	12.81362G	44.94	68.20	-23.26	29.58	3	Horizontal	145	1.56	-	39.33	10.74	34.71

5.925-6.425GHz_802.11be EHT40-BF_Nss1,(MCS0)_4TX

6405MHz_TX

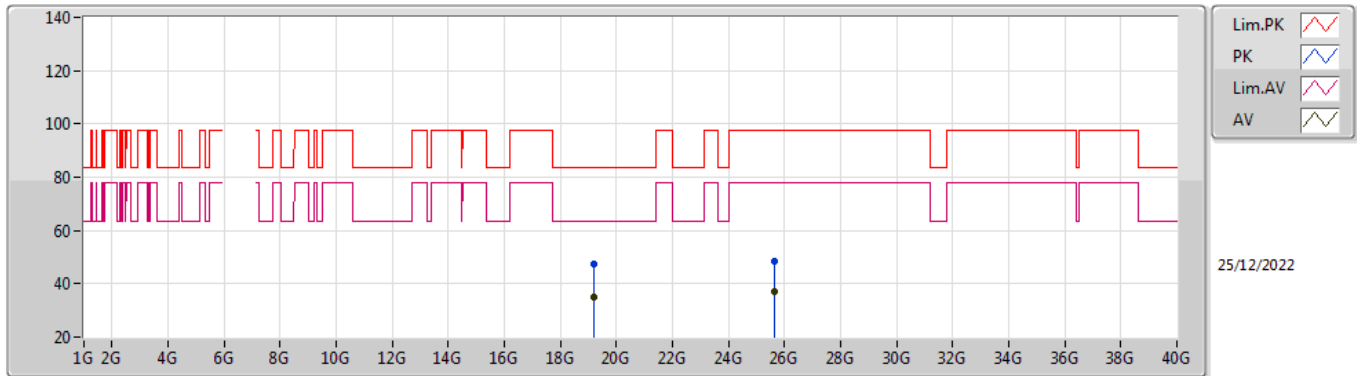


EUT_Z_4TX
 Setting 50
 06-H-K-5

Type	Freq (Hz)	Level (dBuV/m)	Limit (dBuV/m)	Margin (dB)	Raw (dBuV)	Dist (m)	Condition	Azimuth (°)	Height (m)	Comment	AF (dB)	CL (dB)	PA (dB)
PK	19.21726G	46.98	83.54	-36.56	43.51	1	Vertical	2	1.56	-	37.59	16.94	51.06
AV	19.21556G	34.93	63.54	-28.61	31.46	1	Vertical	2	1.56	-	37.59	16.94	51.06
PK	25.6243G	48.76	97.74	-48.98	39.54	1	Vertical	344	1.53	-	38.90	19.62	49.30
RMS	25.61798G	36.77	77.74	-40.97	27.55	1	Vertical	344	1.53	-	38.90	19.62	49.30

5.925-6.425GHz_802.11be EHT40-BF_Nss1,(MCS0)_4TX

6405MHz_TX

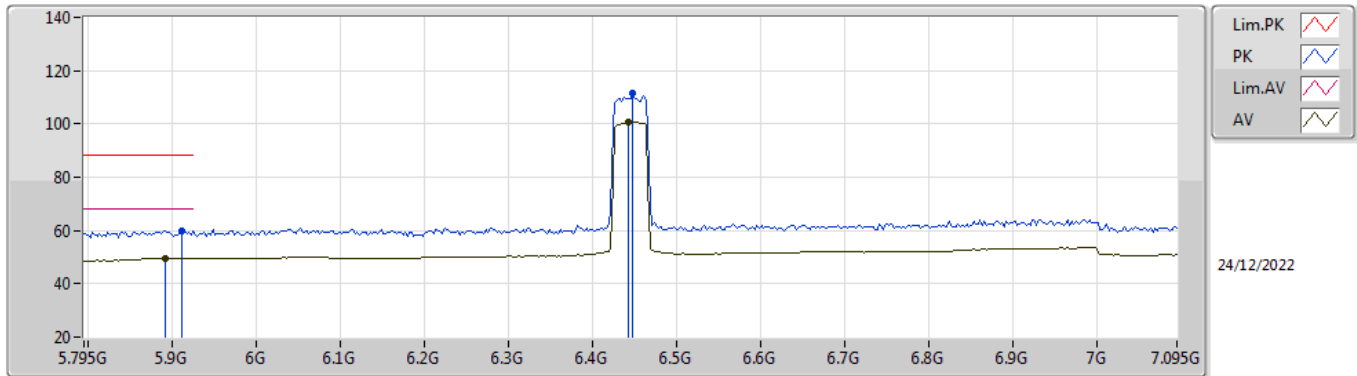


EUT_Z_4TX
 Setting 50
 06-H-K-5

Type	Freq (Hz)	Level (dBuV/m)	Limit (dBuV/m)	Margin (dB)	Raw (dBuV)	Dist (m)	Condition	Azimuth (°)	Height (m)	Comment	AF (dB)	CL (dB)	PA (dB)
PK	19.2116G	47.27	83.54	-36.27	43.80	1	Horizontal	120	1.50	-	37.58	16.94	51.05
AV	19.21536G	34.87	63.54	-28.67	31.40	1	Horizontal	120	1.50	-	37.59	16.94	51.06
PK	25.6153G	48.64	97.74	-49.10	39.42	1	Horizontal	77	1.51	-	38.90	19.62	49.30
RMS	25.615G	36.89	77.74	-40.85	27.67	1	Horizontal	77	1.51	-	38.90	19.62	49.30

6.425-6.525GHz_802.11be EHT40-BF_Nss1,(MCS0)_4TX

6445MHz_TX

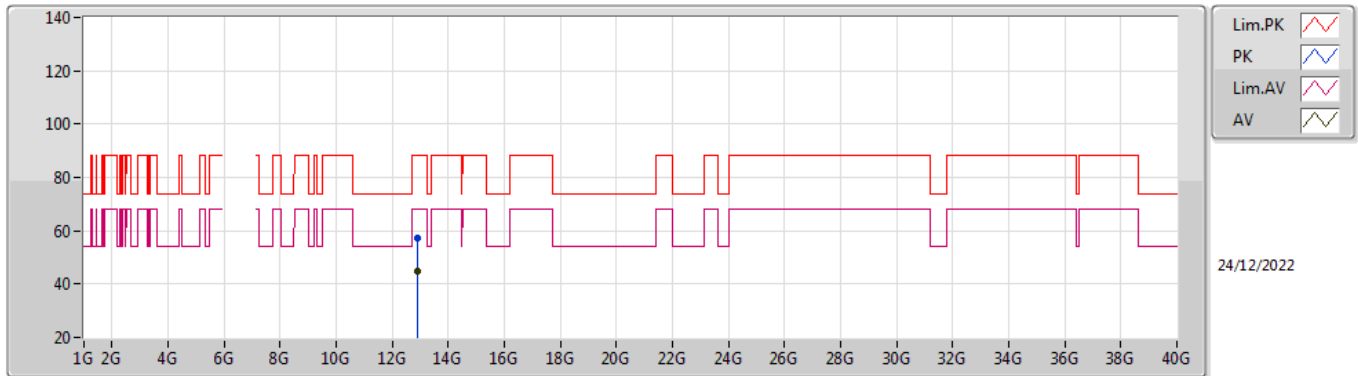


EUT_Z_4TX
 Setting 50
 06-H-K-3-10

Type	Freq (Hz)	Level (dBuV/m)	Limit (dBuV/m)	Margin (dB)	Raw (dBuV)	Dist (m)	Condition	Azimuth (°)	Height (m)	Comment	AF (dB)	CL (dB)	PA (dB)
PK	5.912G	60.07	88.20	-28.13	52.46	3	Vertical	221.9	1.80	-	32.60	7.38	32.37
RMS	5.8912G	49.57	68.20	-18.63	42.02	3	Vertical	221.9	1.80	-	32.55	7.37	32.37
PK	6.4476G	111.42	Inf	-Inf	102.50	3	Vertical	221.9	1.80	-	33.90	8.00	32.98
RMS	6.4424G	100.69	Inf	-Inf	91.79	3	Vertical	221.9	1.80	-	33.88	8.00	32.98

6.425-6.525GHz_802.11be EHT40-BF_Nss1,(MCS0)_4TX

6445MHz_TX

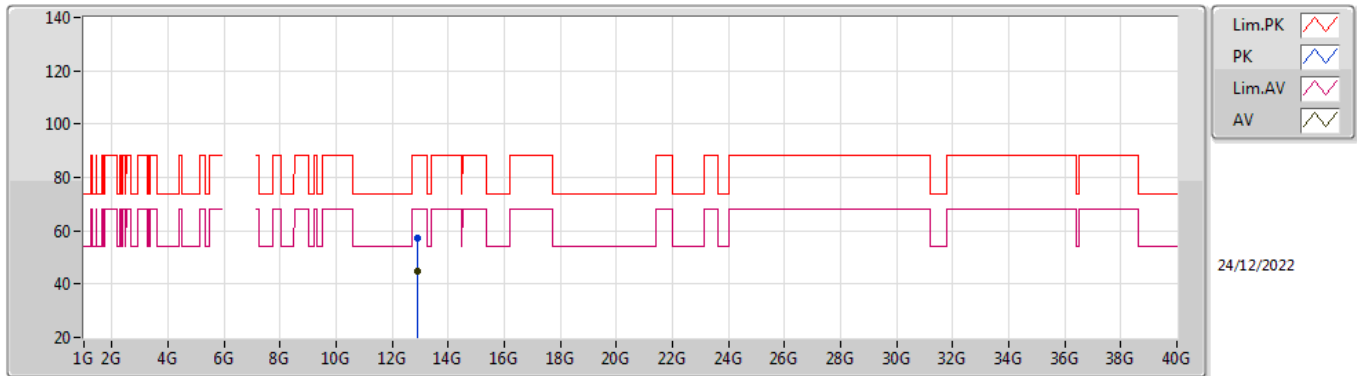


EUT_Z_4TX
 Setting 50
 06-H-K-5

Type	Freq (Hz)	Level (dBuV/m)	Limit (dBuV/m)	Margin (dB)	Raw (dBuV)	Dist (m)	Condition	Azimuth (°)	Height (m)	Comment	AF (dB)	CL (dB)	PA (dB)
PK	12.8871G	57.25	88.20	-30.95	41.73	3	Vertical	339	1.87	-	39.47	10.76	34.71
RMS	12.88696G	44.75	68.20	-23.45	29.23	3	Vertical	339	1.87	-	39.47	10.76	34.71

6.425-6.525GHz_802.11be EHT40-BF_Nss1,(MCS0)_4TX

6445MHz_TX

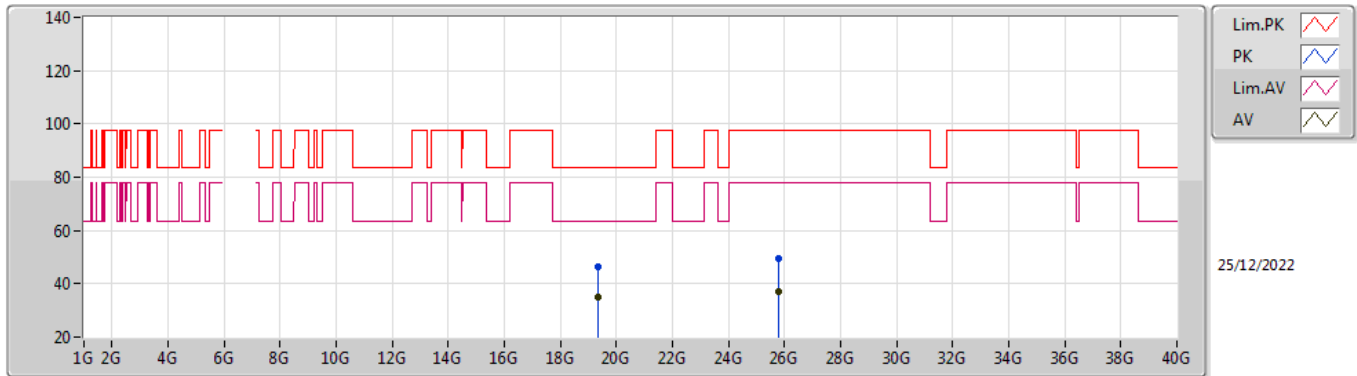


EUT_Z_4TX
 Setting 50
 06-H-K-5

Type	Freq (Hz)	Level (dBuV/m)	Limit (dBuV/m)	Margin (dB)	Raw (dBuV)	Dist (m)	Condition	Azimuth (°)	Height (m)	Comment	AF (dB)	CL (dB)	PA (dB)
PK	12.88776G	57.06	88.20	-31.14	41.53	3	Horizontal	267	2.53	-	39.48	10.76	34.71
RMS	12.89144G	44.71	68.20	-23.49	29.17	3	Horizontal	267	2.53	-	39.48	10.77	34.71

6.425-6.525GHz_802.11be EHT40-BF_Nss1,(MCS0)_4TX

6445MHz_TX

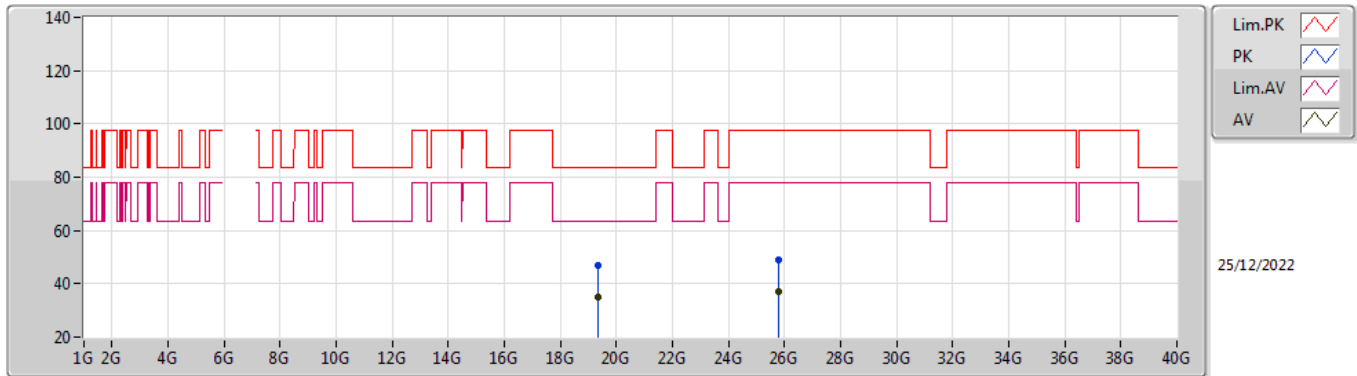


EUT_Z_4TX
Setting 50
06-H-K-5

Type	Freq (Hz)	Level (dBuV/m)	Limit (dBuV/m)	Margin (dB)	Raw (dBuV)	Dist (m)	Condition	Azimuth (°)	Height (m)	Comment	AF (dB)	CL (dB)	PA (dB)
PK	19.33422G	46.58	83.54	-36.96	43.16	1	Vertical	192	1.50	-	37.63	16.99	51.20
AV	19.33864G	34.76	63.54	-28.78	31.34	1	Vertical	192	1.50	-	37.64	16.99	51.21
PK	25.78426G	49.52	97.74	-48.22	40.23	1	Vertical	186	1.56	-	38.91	19.68	49.30
RMS	25.78032G	37.11	77.74	-40.63	27.82	1	Vertical	186	1.56	-	38.91	19.68	49.30

6.425-6.525GHz_802.11be EHT40-BF_Nss1,(MCS0)_4TX

6445MHz_TX

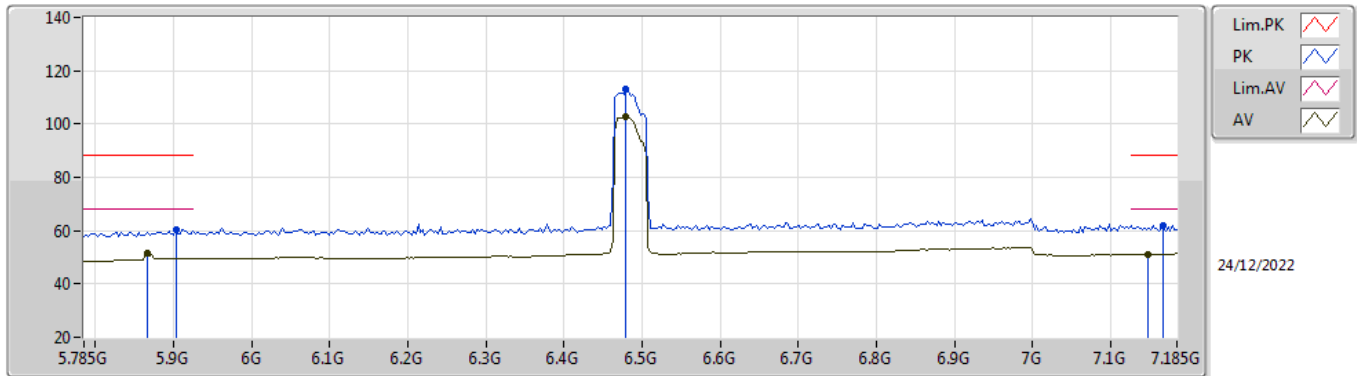


EUT_Z_4TX
Setting 50
06-H-K-5

Type	Freq (Hz)	Level (dBuV/m)	Limit (dBuV/m)	Margin (dB)	Raw (dBuV)	Dist (m)	Condition	Azimuth (°)	Height (m)	Comment	AF (dB)	CL (dB)	PA (dB)
PK	19.33126G	46.95	83.54	-36.59	43.53	1	Horizontal	152	1.55	-	37.63	16.99	51.20
AV	19.33858G	34.76	63.54	-28.78	31.34	1	Horizontal	152	1.55	-	37.64	16.99	51.21
PK	25.77582G	48.96	97.74	-48.78	39.67	1	Horizontal	101	1.57	-	38.91	19.68	49.30
RMS	25.78052G	37.11	77.74	-40.63	27.82	1	Horizontal	101	1.57	-	38.91	19.68	49.30

6.425-6.525GHz_802.11be EHT40-BF_Nss1,(MCS0)_4TX

6485MHz_TX

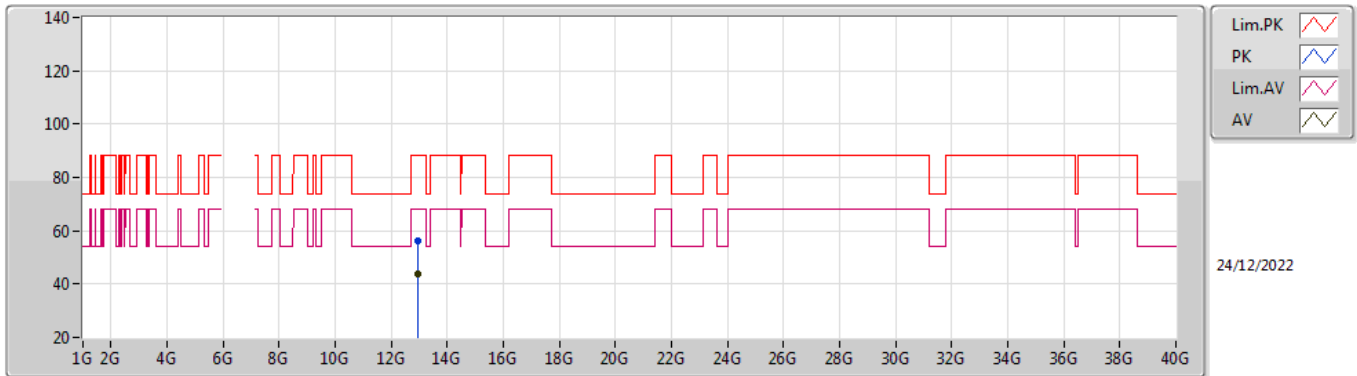


EUT_Z_4TX
 Setting 50
 06-H-K-3-10

Type	Freq (Hz)	Level (dBuV/m)	Limit (dBuV/m)	Margin (dB)	Raw (dBuV)	Dist (m)	Condition	Azimuth (°)	Height (m)	Comment	AF (dB)	CL (dB)	PA (dB)
PK	5.9026G	60.41	88.20	-27.79	52.80	3	Vertical	222	1.80	-	32.60	7.38	32.37
RMS	5.8662G	51.58	68.20	-16.62	44.19	3	Vertical	222	1.80	-	32.40	7.37	32.38
PK	6.4794G	112.93	Inf	-Inf	103.95	3	Vertical	222	1.80	-	34.02	7.99	33.03
RMS	6.4794G	102.73	Inf	-Inf	93.75	3	Vertical	222	1.80	-	34.02	7.99	33.03
PK	7.1682G	62.02	88.20	-26.18	50.87	3	Vertical	222	1.80	-	36.17	8.24	33.26
RMS	7.1486G	51.28	68.20	-16.92	40.16	3	Vertical	222	1.80	-	36.09	8.26	33.23

6.425-6.525GHz_802.11be EHT40-BF_Nss1,(MCS0)_4TX

6485MHz_TX

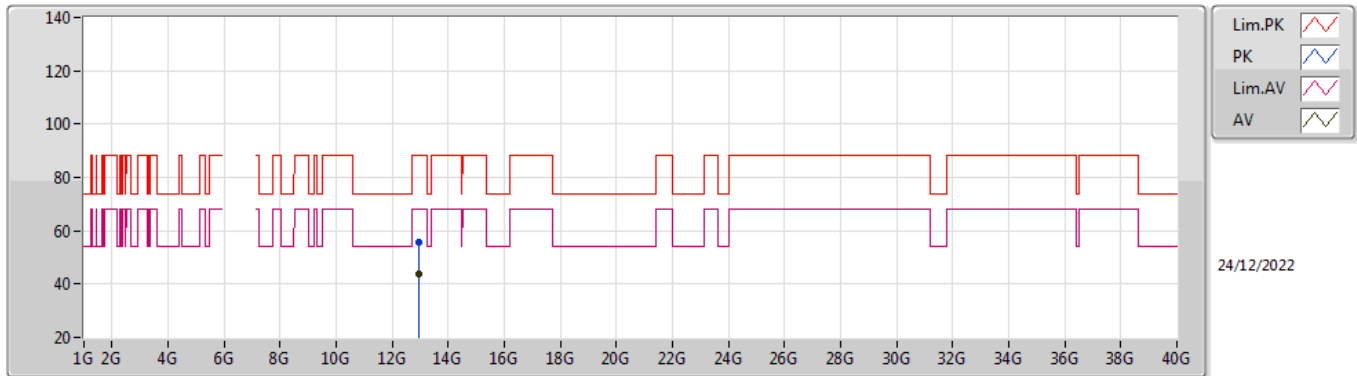


EUT_Z_4TX
 Setting 50
 06-H-K-5

Type	Freq (Hz)	Level (dBuV/m)	Limit (dBuV/m)	Margin (dB)	Raw (dBuV)	Dist (m)	Condition	Azimuth (°)	Height (m)	Comment	AF (dB)	CL (dB)	PA (dB)
PK	12.96816G	56.20	88.20	-32.00	40.62	3	Vertical	123	2.74	-	39.50	10.79	34.71
RMS	12.96592G	43.65	68.20	-24.55	28.07	3	Vertical	123	2.74	-	39.50	10.79	34.71

6.425-6.525GHz_802.11be EHT40-BF_Nss1,(MCS0)_4TX

6485MHz_TX

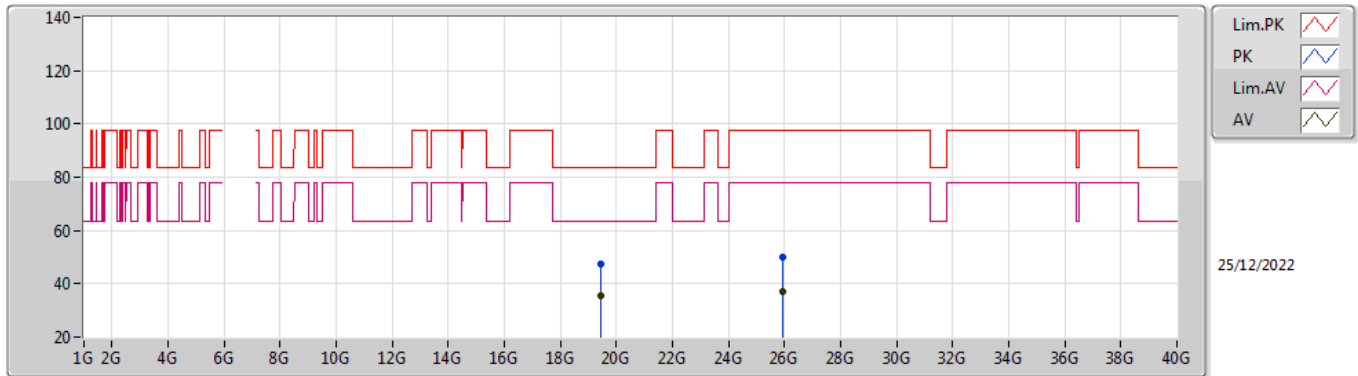


EUT_Z_4TX
 Setting 50
 06-H-K-5

Type	Freq (Hz)	Level (dBuV/m)	Limit (dBuV/m)	Margin (dB)	Raw (dBuV)	Dist (m)	Condition	Azimuth (°)	Height (m)	Comment	AF (dB)	CL (dB)	PA (dB)
PK	12.97368G	55.93	88.20	-32.27	40.35	3	Horizontal	26	1.44	-	39.50	10.79	34.71
RMS	12.96694G	43.65	68.20	-24.55	28.07	3	Horizontal	26	1.44	-	39.50	10.79	34.71

6.425-6.525GHz_802.11be EHT40-BF_Nss1,(MCS0)_4TX

6485MHz_TX

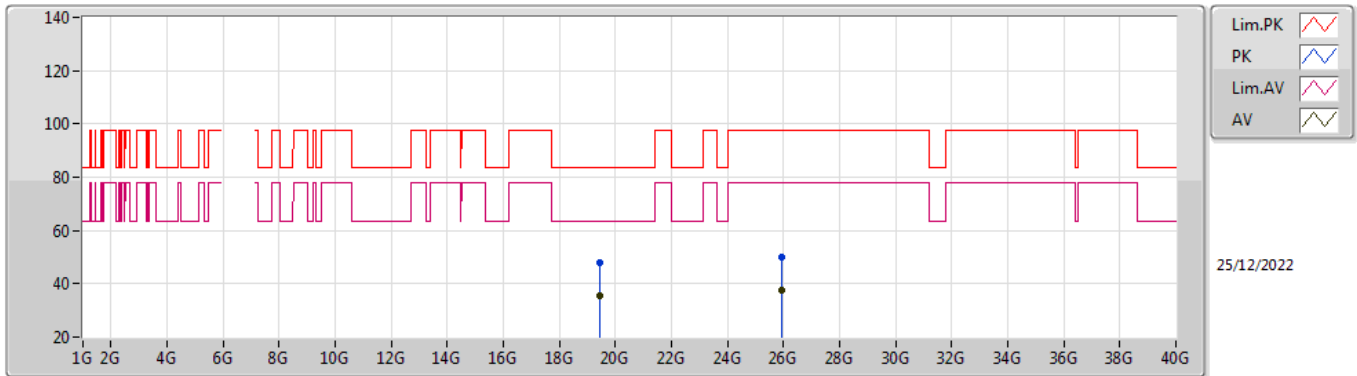


EUT_Z_4TX
Setting 50
06-H-K-5

Type	Freq (Hz)	Level (dBuV/m)	Limit (dBuV/m)	Margin (dB)	Raw (dBuV)	Dist (m)	Condition	Azimuth (°)	Height (m)	Comment	AF (dB)	CL (dB)	PA (dB)
PK	19.45236G	47.41	83.54	-36.13	44.03	1	Vertical	188	1.57	-	37.68	17.04	51.34
AV	19.4579G	35.50	63.54	-28.04	32.13	1	Vertical	188	1.57	-	37.68	17.04	51.35
PK	25.93906G	49.91	97.74	-47.83	40.49	1	Vertical	343	1.50	-	38.98	19.74	49.30
RMS	25.93856G	37.30	77.74	-40.44	27.88	1	Vertical	343	1.50	-	38.98	19.74	49.30

6.425-6.525GHz_802.11be EHT40-BF_Nss1,(MCS0)_4TX

6485MHz_TX

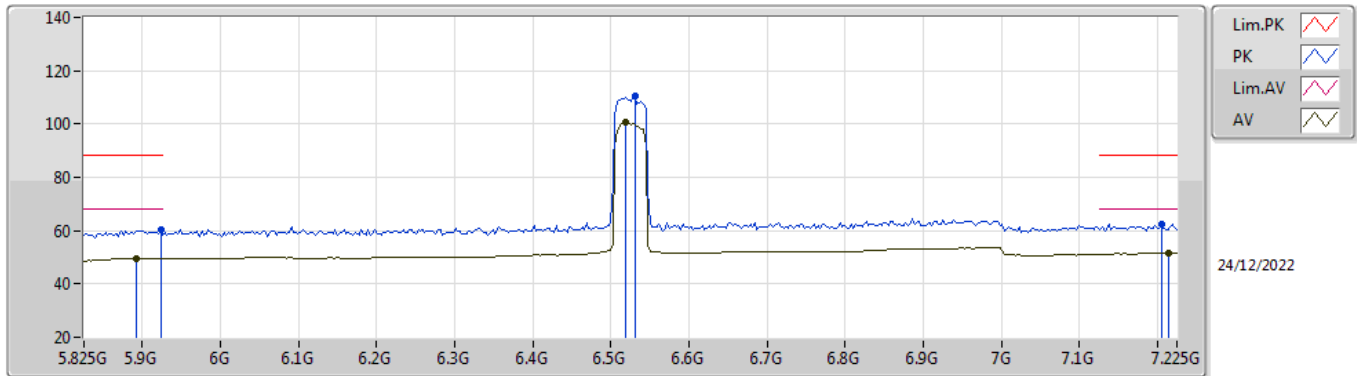


EUT_Z_4TX
 Setting 50
 06-H-K-5

Type	Freq (Hz)	Level (dBuV/m)	Limit (dBuV/m)	Margin (dB)	Raw (dBuV)	Dist (m)	Condition	Azimuth (°)	Height (m)	Comment	AF (dB)	CL (dB)	PA (dB)
PK	19.453G	47.99	83.54	-35.55	44.61	1	Horizontal	80	1.57	-	37.68	17.04	51.34
AV	19.45398G	35.44	63.54	-28.10	32.06	1	Horizontal	80	1.57	-	37.68	17.04	51.34
PK	25.93786G	49.79	97.74	-47.95	40.37	1	Horizontal	339	1.56	-	38.98	19.74	49.30
RMS	25.93894G	37.40	77.74	-40.34	27.98	1	Horizontal	339	1.56	-	38.98	19.74	49.30

6.425-6.525GHz_802.11be EHT40-BF_Nss1,(MCS0)_4TX

6525MHz Straddle 6.425-6.525GHz_TX

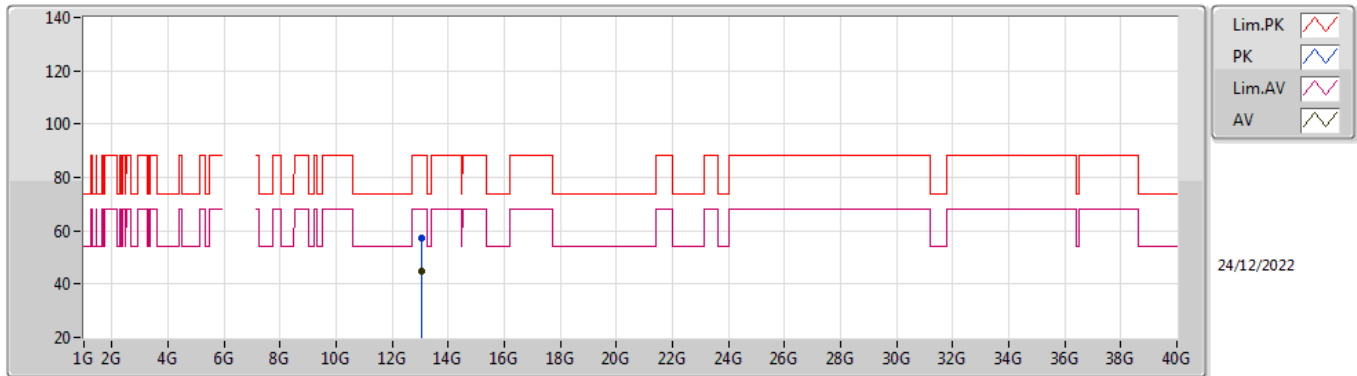


EUT_Z_4TX
 Setting 50
 06-H-K-3-10

Type	Freq (Hz)	Level (dBuV/m)	Limit (dBuV/m)	Margin (dB)	Raw (dBuV)	Dist (m)	Condition	Azimuth (°)	Height (m)	Comment	AF (dB)	CL (dB)	PA (dB)
PK	5.923G	60.09	88.20	-28.11	52.47	3	Vertical	220.9	1.80	-	32.60	7.38	32.36
RMS	5.8922G	49.60	68.20	-18.60	42.05	3	Vertical	220.9	1.80	-	32.55	7.37	32.37
PK	6.5306G	110.32	Inf	-Inf	101.17	3	Vertical	220.9	1.80	-	34.22	7.99	33.06
RMS	6.5194G	100.89	Inf	-Inf	91.78	3	Vertical	220.9	1.80	-	34.18	7.99	33.06
PK	7.2054G	62.65	88.20	-25.55	51.43	3	Vertical	220.9	1.80	-	36.33	8.19	33.30
RMS	7.2138G	51.69	68.20	-16.51	40.44	3	Vertical	220.9	1.80	-	36.38	8.18	33.31

6.425-6.525GHz_802.11be EHT40-BF_Nss1,(MCS0)_4TX

6525MHz Straddle 6.425-6.525GHz_TX

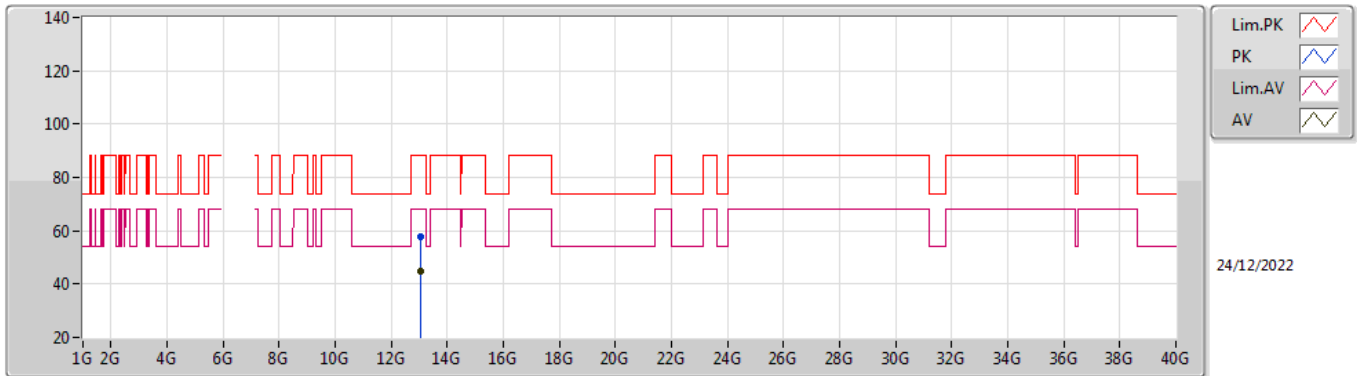


EUT_Z_4TX
 Setting 50
 06-H-K-5

Type	Freq (Hz)	Level (dBuV/m)	Limit (dBuV/m)	Margin (dB)	Raw (dBuV)	Dist (m)	Condition	Azimuth (°)	Height (m)	Comment	AF (dB)	CL (dB)	PA (dB)
PK	13.05468G	57.27	88.20	-30.93	41.77	3	Vertical	219	1.96	-	39.39	10.82	34.71
RMS	13.05476G	44.90	68.20	-23.30	29.40	3	Vertical	219	1.96	-	39.39	10.82	34.71

6.425-6.525GHz_802.11be EHT40-BF_Nss1,(MCS0)_4TX

6525MHz Straddle 6.425-6.525GHz_TX

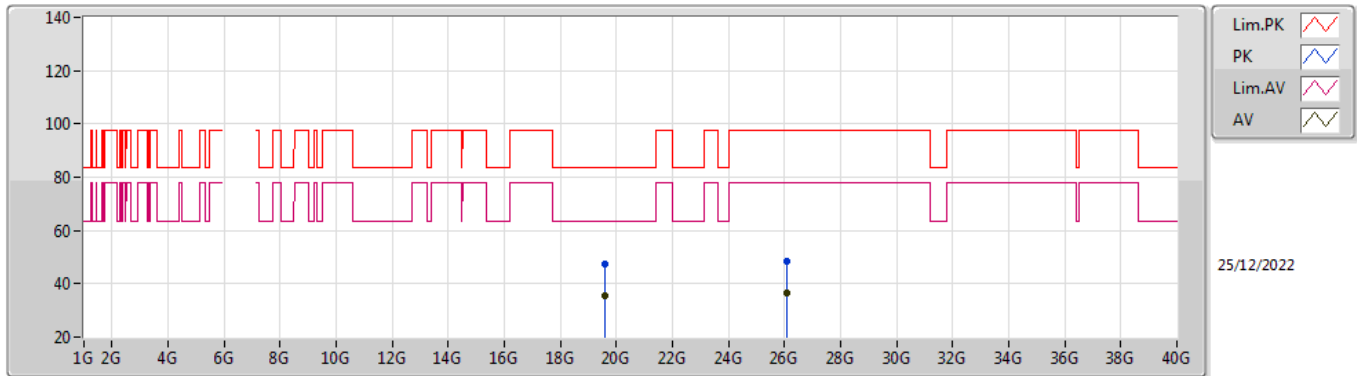


EUT_Z_4TX
 Setting 50
 06-H-K-5

Type	Freq (Hz)	Level (dBuV/m)	Limit (dBuV/m)	Margin (dB)	Raw (dBuV)	Dist (m)	Condition	Azimuth (°)	Height (m)	Comment	AF (dB)	CL (dB)	PA (dB)
PK	13.04602G	57.90	88.20	-30.30	42.39	3	Horizontal	20	2.80	-	39.41	10.81	34.71
RMS	13.05496G	44.96	68.20	-23.24	29.46	3	Horizontal	20	2.80	-	39.39	10.82	34.71

6.425-6.525GHz_802.11be EHT40-BF_Nss1,(MCS0)_4TX

6525MHz Straddle 6.425-6.525GHz_TX

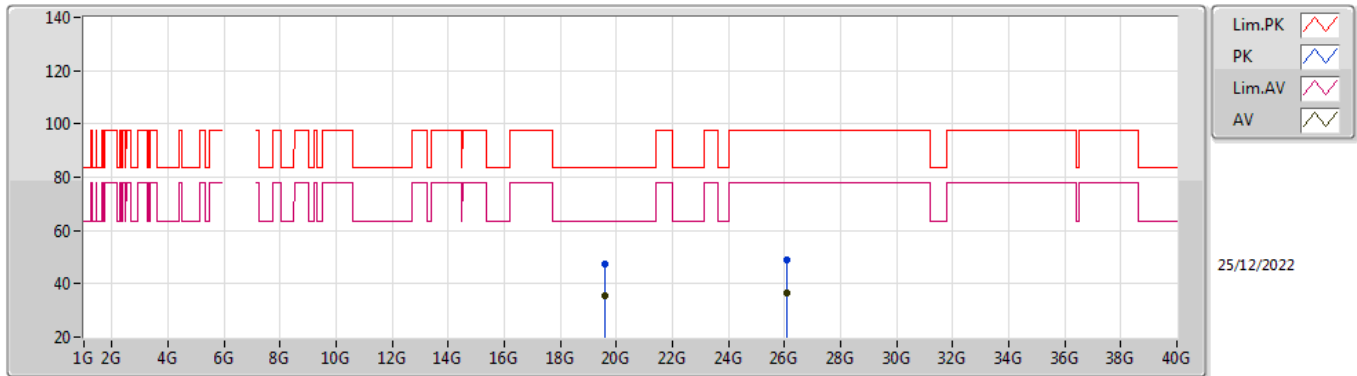


EUT_Z_4TX
 Setting 50
 06-H-K-5

Type	Freq (Hz)	Level (dBuV/m)	Limit (dBuV/m)	Margin (dB)	Raw (dBuV)	Dist (m)	Condition	Azimuth (°)	Height (m)	Comment	AF (dB)	CL (dB)	PA (dB)
PK	19.57296G	47.51	83.54	-36.03	44.23	1	Vertical	86	1.56	-	37.67	17.08	51.47
AV	19.57142G	35.39	63.54	-28.15	32.11	1	Vertical	86	1.56	-	37.67	17.08	51.47
PK	26.09574G	48.66	97.74	-49.08	39.09	1	Vertical	207	1.52	-	39.00	19.83	49.26
RMS	26.105G	36.67	77.74	-41.07	27.09	1	Vertical	207	1.52	-	39.00	19.84	49.26

6.425-6.525GHz_802.11be EHT40-BF_Nss1,(MCS0)_4TX

6525MHz Straddle 6.425-6.525GHz_TX

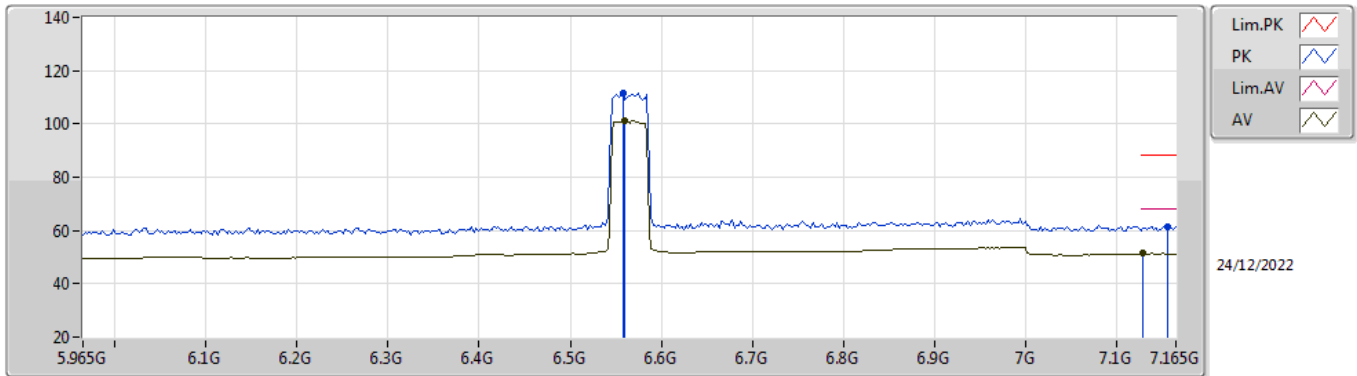


EUT_Z_4TX
 Setting 50
 06-H-K-5

Type	Freq (Hz)	Level (dBuV/m)	Limit (dBuV/m)	Margin (dB)	Raw (dBuV)	Dist (m)	Condition	Azimuth (°)	Height (m)	Comment	AF (dB)	CL (dB)	PA (dB)
PK	19.57208G	47.33	83.54	-36.21	44.05	1	Horizontal	315	1.57	-	37.67	17.08	51.47
AV	19.57888G	35.34	63.54	-28.20	32.06	1	Horizontal	315	1.57	-	37.67	17.09	51.48
PK	26.10136G	48.77	97.74	-48.97	39.19	1	Horizontal	297	1.54	-	39.00	19.84	49.26
RMS	26.1019G	36.66	77.74	-41.08	27.08	1	Horizontal	297	1.54	-	39.00	19.84	49.26

6.525-6.875GHz_802.11be EHT40-BF_Nss1,(MCS0)_4TX

6565MHz_TX

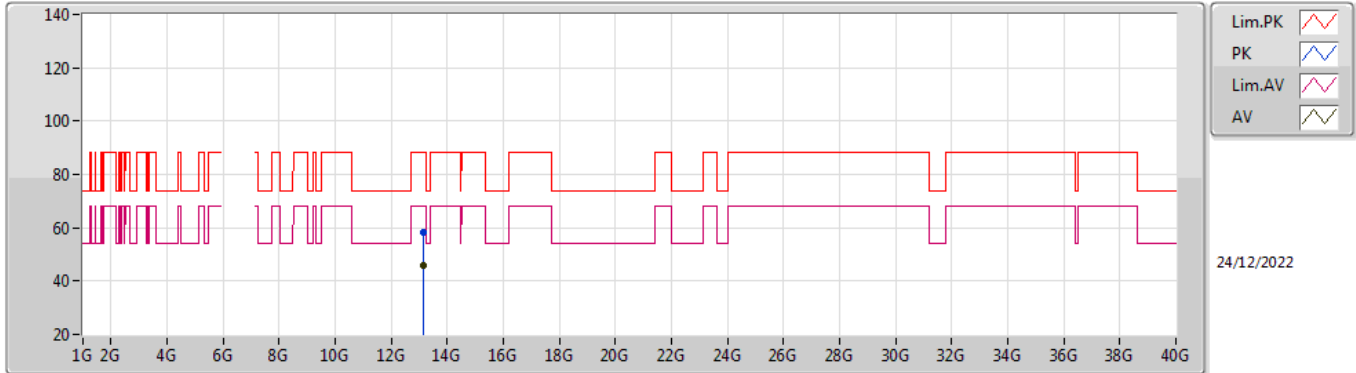


EUT_Z_4TX
Setting 50
06-H-K-3-10

Type	Freq (Hz)	Level (dBuV/m)	Limit (dBuV/m)	Margin (dB)	Raw (dBuV)	Dist (m)	Condition	Azimuth (°)	Height (m)	Comment	AF (dB)	CL (dB)	PA (dB)
PK	6.5578G	111.46	Inf	-Inf	102.21	3	Vertical	234.1	1.80	-	34.33	7.98	33.06
RMS	6.5602G	101.31	Inf	-Inf	92.05	3	Vertical	234.1	1.80	-	34.34	7.98	33.06
PK	7.1554G	61.52	88.20	-26.68	50.39	3	Vertical	234.1	1.80	-	36.12	8.25	33.24
RMS	7.129G	51.34	68.20	-16.86	40.24	3	Vertical	234.1	1.80	-	36.02	8.29	33.21

6.525-6.875GHz_802.11be EHT40-BF_Nss1,(MCS0)_4TX

6565MHz_TX

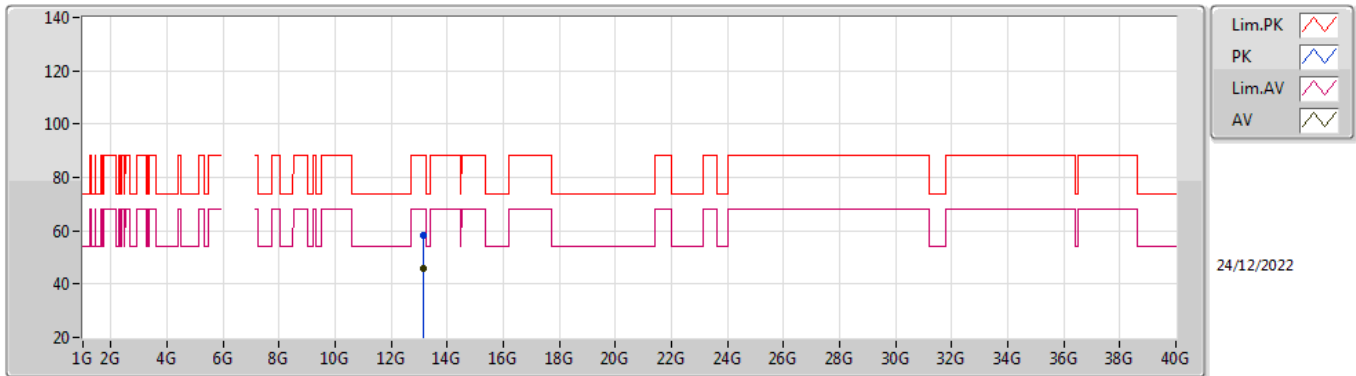


EUT_Z_4TX
 Setting 50
 06-H-K-5

Type	Freq (Hz)	Level (dBuV/m)	Limit (dBuV/m)	Margin (dB)	Raw (dBuV)	Dist (m)	Condition	Azimuth (°)	Height (m)	Comment	AF (dB)	CL (dB)	PA (dB)
PK	13.13244G	58.24	88.20	-29.96	42.74	3	Vertical	206	2.83	-	39.36	10.84	34.70
RMS	13.1329G	45.85	68.20	-22.35	30.34	3	Vertical	206	2.83	-	39.37	10.84	34.70

6.525-6.875GHz_802.11be EHT40-BF_Nss1,(MCS0)_4TX

6565MHz_TX

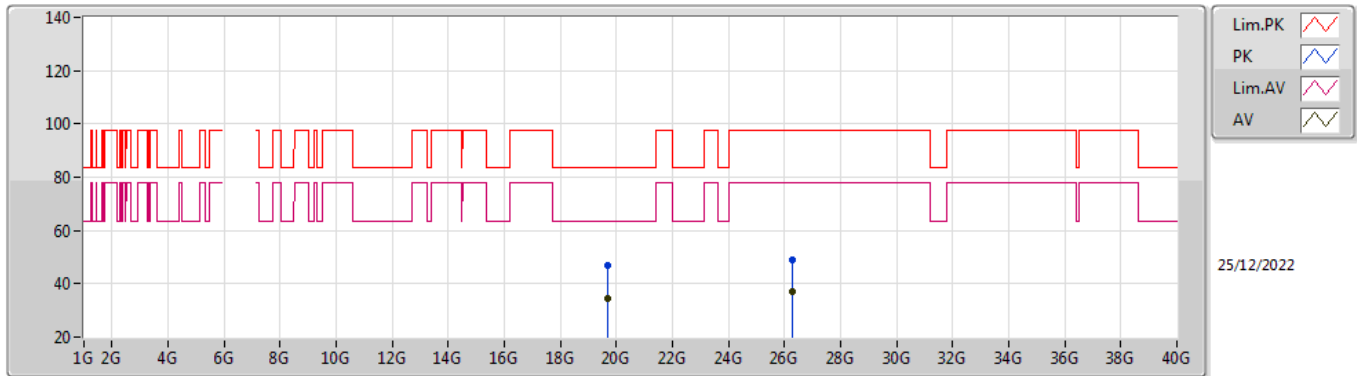


EUT_Z_4TX
 Setting 50
 06-H-K-5

Type	Freq (Hz)	Level (dBuV/m)	Limit (dBuV/m)	Margin (dB)	Raw (dBuV)	Dist (m)	Condition	Azimuth (°)	Height (m)	Comment	AF (dB)	CL (dB)	PA (dB)
PK	13.12604G	58.38	88.20	-29.82	42.89	3	Horizontal	66	2.53	-	39.35	10.84	34.70
RMS	13.1282G	45.78	68.20	-22.42	30.28	3	Horizontal	66	2.53	-	39.36	10.84	34.70

6.525-6.875GHz_802.11be EHT40-BF_Nss1,(MCS0)_4TX

6565MHz_TX

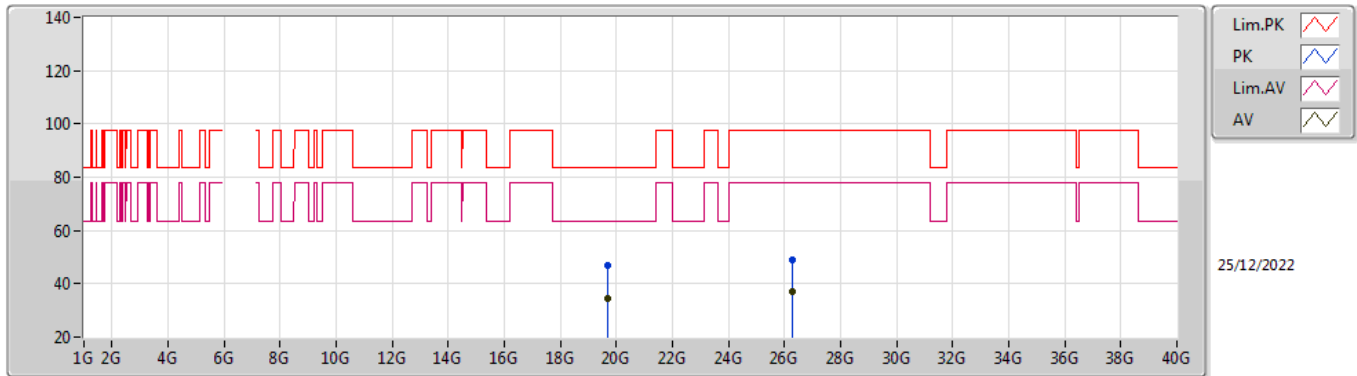


EUT_Z_4TX
 Setting 50
 06-H-K-5

Type	Freq (Hz)	Level (dBuV/m)	Limit (dBuV/m)	Margin (dB)	Raw (dBuV)	Dist (m)	Condition	Azimuth (°)	Height (m)	Comment	AF (dB)	CL (dB)	PA (dB)
PK	19.69802G	46.72	83.54	-36.82	43.56	1	Vertical	53	1.53	-	37.62	17.14	51.60
AV	19.69426G	34.57	63.54	-28.97	31.41	1	Vertical	53	1.53	-	37.62	17.13	51.59
PK	26.26042G	49.14	97.74	-48.60	39.35	1	Vertical	59	1.57	-	39.03	19.96	49.20
RMS	26.25712G	36.90	77.74	-40.84	27.12	1	Vertical	59	1.57	-	39.02	19.96	49.20

6.525-6.875GHz_802.11be EHT40-BF_Nss1,(MCS0)_4TX

6565MHz_TX

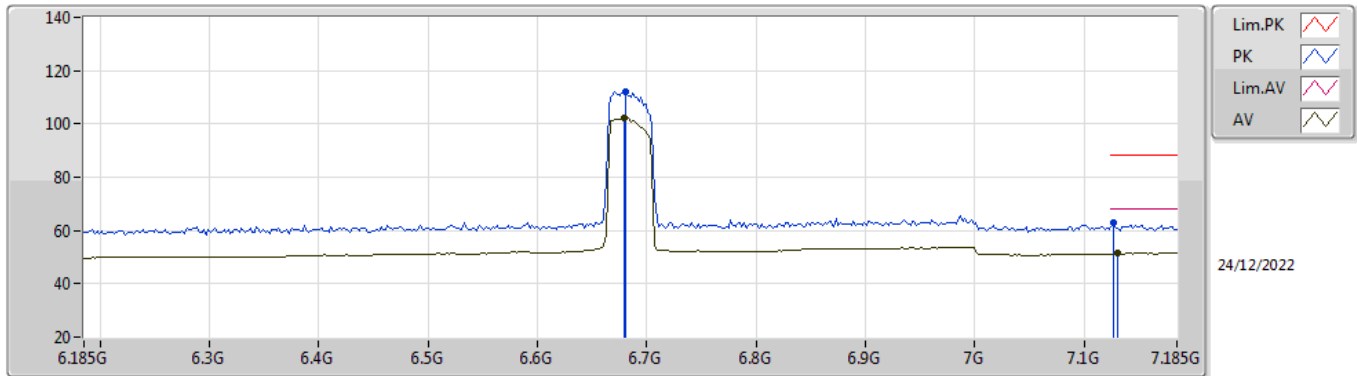


EUT_Z_4TX
 Setting 50
 06-H-K-5

Type	Freq (Hz)	Level (dBuV/m)	Limit (dBuV/m)	Margin (dB)	Raw (dBuV)	Dist (m)	Condition	Azimuth (°)	Height (m)	Comment	AF (dB)	CL (dB)	PA (dB)
PK	19.6941G	46.75	83.54	-36.79	43.59	1	Horizontal	166	1.50	-	37.62	17.13	51.59
AV	19.698G	34.63	63.54	-28.91	31.47	1	Horizontal	166	1.50	-	37.62	17.14	51.60
PK	26.25906G	48.99	97.74	-48.75	39.21	1	Horizontal	201	1.58	-	39.02	19.96	49.20
RMS	26.26166G	36.86	77.74	-40.88	27.07	1	Horizontal	201	1.58	-	39.03	19.96	49.20

6.525-6.875GHz_802.11be EHT40-BF_Nss1,(MCS0)_4TX

6685MHz_TX

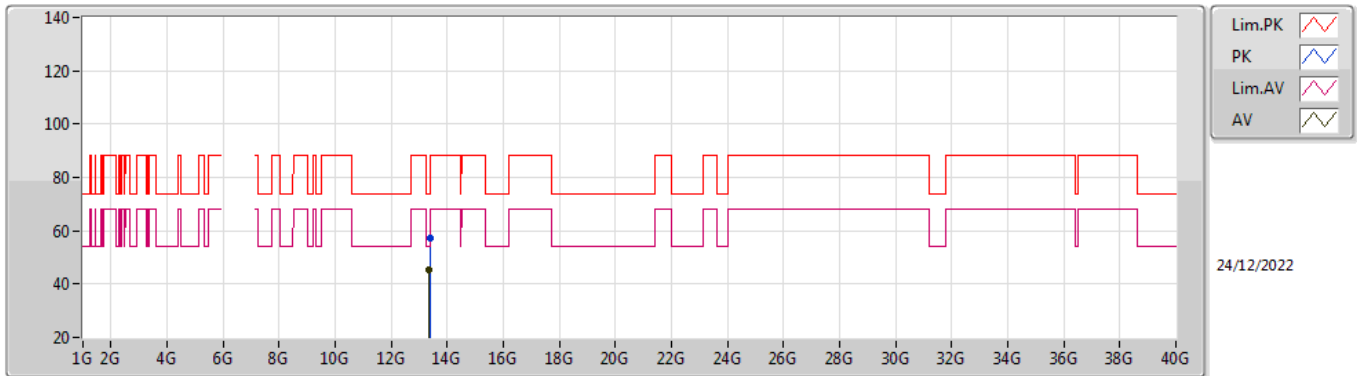


EUT_Z_4TX
 Setting 50
 06-H-K-3-10

Type	Freq (Hz)	Level (dBuV/m)	Limit (dBuV/m)	Margin (dB)	Raw (dBuV)	Dist (m)	Condition	Azimuth (°)	Height (m)	Comment	AF (dB)	CL (dB)	PA (dB)
PK	6.681G	111.93	Inf	-Inf	102.50	3	Vertical	140.8	1.80	-	34.50	7.98	33.05
RMS	6.679G	102.20	Inf	-Inf	92.77	3	Vertical	140.8	1.80	-	34.50	7.98	33.05
PK	7.127G	62.77	88.20	-25.43	51.67	3	Vertical	140.8	1.80	-	36.01	8.29	33.20
RMS	7.131G	51.40	68.20	-16.80	40.31	3	Vertical	140.8	1.80	-	36.02	8.28	33.21

6.525-6.875GHz_802.11be EHT40-BF_Nss1,(MCS0)_4TX

6685MHz_TX

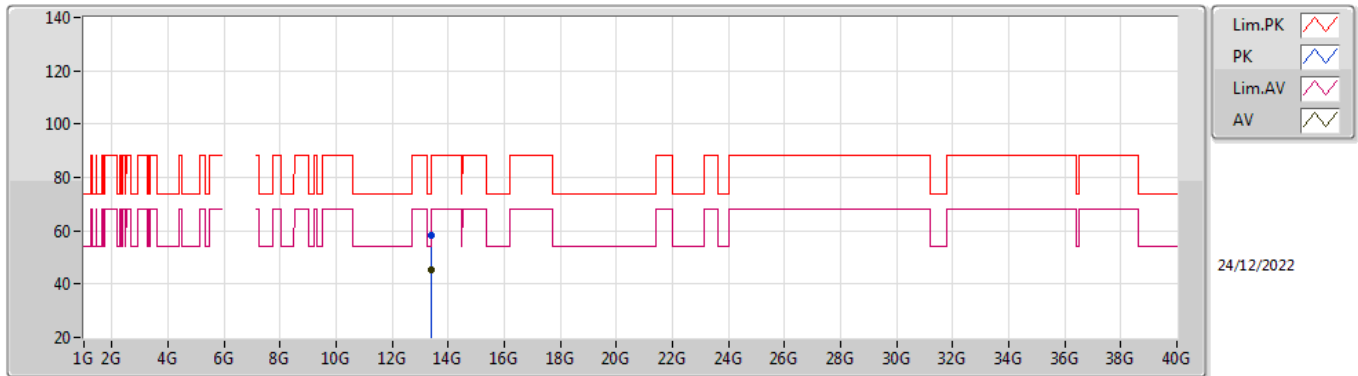


EUT_Z_4TX
 Setting 50
 06-H-K-5

Type	Freq (Hz)	Level (dBuV/m)	Limit (dBuV/m)	Margin (dB)	Raw (dBuV)	Dist (m)	Condition	Azimuth (°)	Height (m)	Comment	AF (dB)	CL (dB)	PA (dB)
PK	13.3734G	57.24	74.00	-16.76	40.93	3	Vertical	94	2.81	-	40.07	10.92	34.68
AV	13.36674G	45.18	54.00	-8.82	28.91	3	Vertical	94	2.81	-	40.03	10.92	34.68

6.525-6.875GHz_802.11be EHT40-BF_Nss1,(MCS0)_4TX

6685MHz_TX

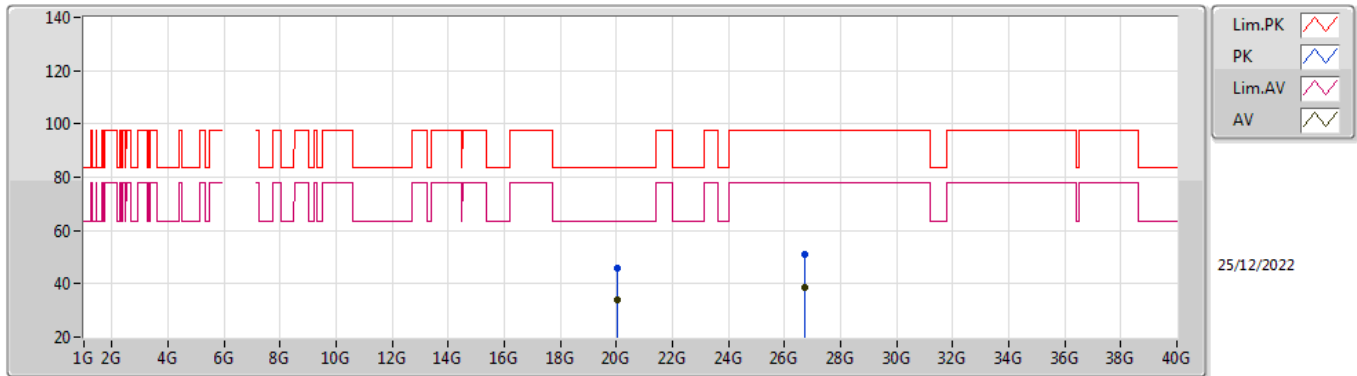


EUT_Z_4TX
 Setting 50
 06-H-K-5

Type	Freq (Hz)	Level (dBuV/m)	Limit (dBuV/m)	Margin (dB)	Raw (dBuV)	Dist (m)	Condition	Azimuth (°)	Height (m)	Comment	AF (dB)	CL (dB)	PA (dB)
PK	13.37228G	58.15	74.00	-15.85	41.85	3	Horizontal	311	1.81	-	40.06	10.92	34.68
AV	13.37388G	45.17	54.00	-8.83	28.86	3	Horizontal	311	1.81	-	40.07	10.92	34.68

6.525-6.875GHz_802.11be EHT40-BF_Nss1,(MCS0)_4TX

6685MHz_TX

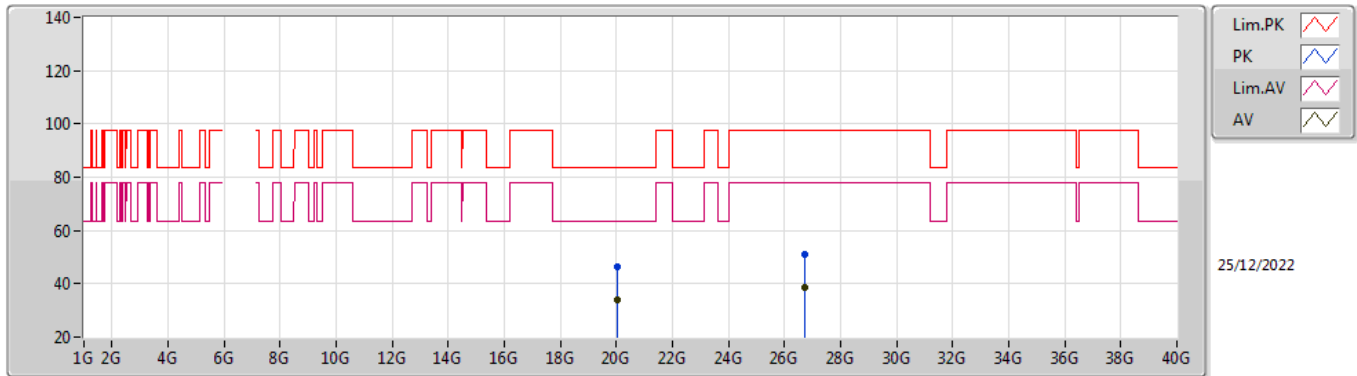


EUT_Z_4TX
 Setting 50
 06-H-K-5

Type	Freq (Hz)	Level (dBuV/m)	Limit (dBuV/m)	Margin (dB)	Raw (dBuV)	Dist (m)	Condition	Azimuth (°)	Height (m)	Comment	AF (dB)	CL (dB)	PA (dB)
PK	20.05692G	45.93	83.54	-37.61	43.11	1	Vertical	181	1.57	-	37.45	17.28	51.91
AV	20.05216G	34.17	63.54	-29.37	31.36	1	Vertical	181	1.57	-	37.44	17.28	51.91
PK	26.7418G	51.14	97.74	-46.60	40.31	1	Vertical	344	1.56	-	39.60	20.33	49.10
RMS	26.73758G	38.80	77.74	-38.94	27.97	1	Vertical	344	1.56	-	39.60	20.33	49.10

6.525-6.875GHz_802.11be EHT40-BF_Nss1,(MCS0)_4TX

6685MHz_TX

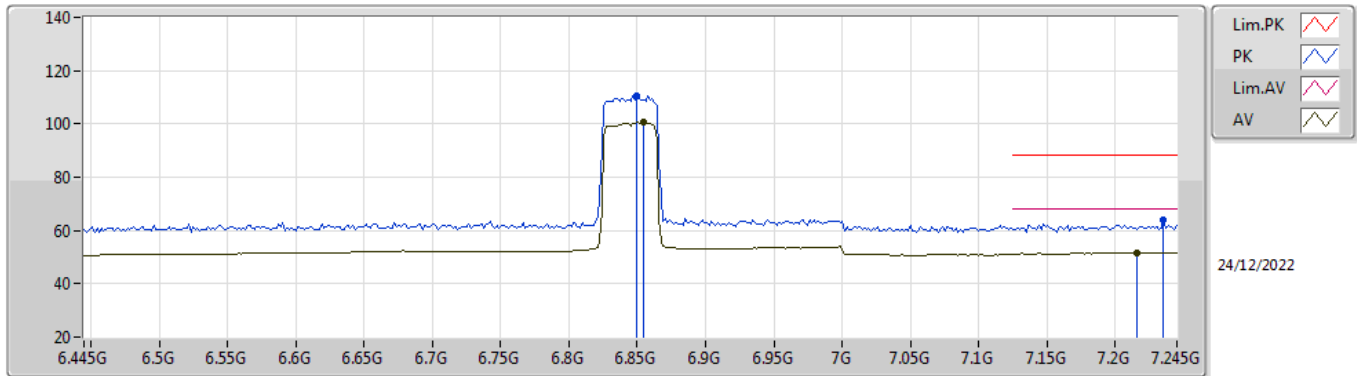


EUT_Z_4TX
 Setting 50
 06-H-K-5

Type	Freq (Hz)	Level (dBuV/m)	Limit (dBuV/m)	Margin (dB)	Raw (dBuV)	Dist (m)	Condition	Azimuth (°)	Height (m)	Comment	AF (dB)	CL (dB)	PA (dB)
PK	20.0539G	46.20	83.54	-37.34	43.39	1	Horizontal	34	1.51	-	37.44	17.28	51.91
AV	20.05242G	34.17	63.54	-29.37	31.36	1	Horizontal	34	1.51	-	37.44	17.28	51.91
PK	26.73856G	51.26	97.74	-46.48	40.43	1	Horizontal	77	1.53	-	39.60	20.33	49.10
RMS	26.73636G	38.80	77.74	-38.94	27.97	1	Horizontal	77	1.53	-	39.60	20.33	49.10

6.525-6.875GHz_802.11be EHT40-BF_Nss1,(MCS0)_4TX

6845MHz_TX

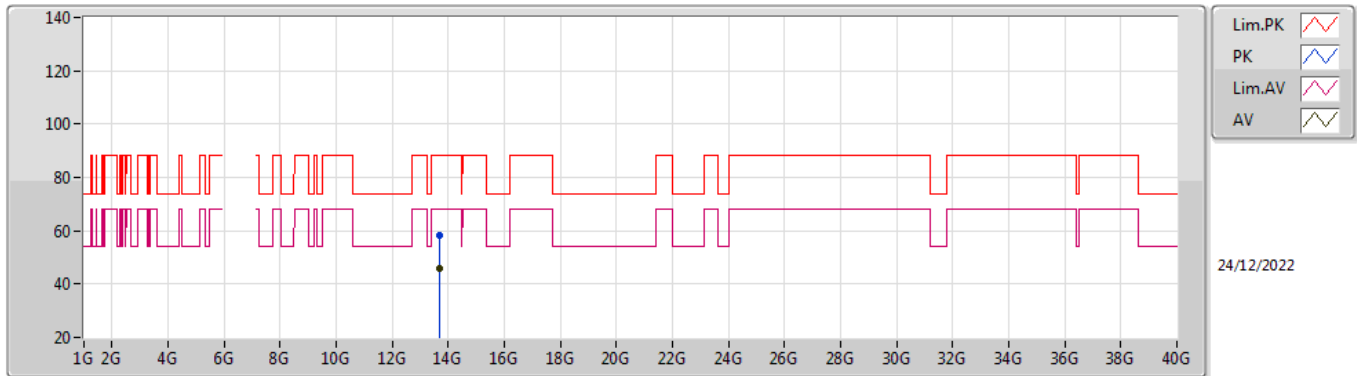


EUT_Z_4TX
Setting 50
06-H-K-3-10

Type	Freq (Hz)	Level (dBuV/m)	Limit (dBuV/m)	Margin (dB)	Raw (dBuV)	Dist (m)	Condition	Azimuth (°)	Height (m)	Comment	AF (dB)	CL (dB)	PA (dB)
PK	6.8498G	110.77	Inf	-Inf	101.12	3	Vertical	232.3	1.80	-	34.60	8.10	33.05
RMS	6.8546G	100.53	Inf	-Inf	90.84	3	Vertical	232.3	1.80	-	34.63	8.11	33.05
PK	7.2354G	64.15	88.20	-24.05	52.82	3	Vertical	232.3	1.80	-	36.51	8.16	33.34
RMS	7.2162G	51.70	68.20	-16.50	40.44	3	Vertical	232.3	1.80	-	36.40	8.18	33.32

6.525-6.875GHz_802.11be EHT40-BF_Nss1,(MCS0)_4TX

6845MHz_TX

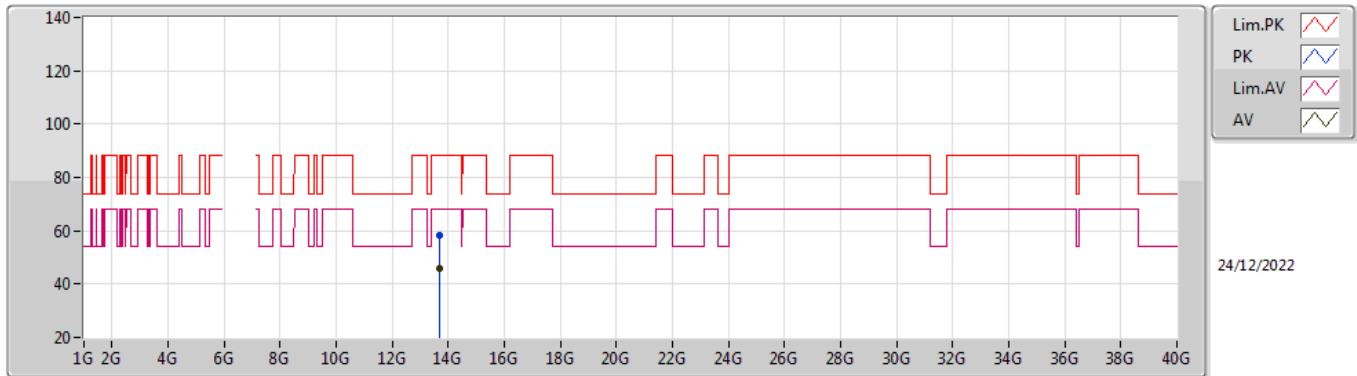


EUT_Z_4TX
 Setting 50
 06-H-K-5

Type	Freq (Hz)	Level (dBuV/m)	Limit (dBuV/m)	Margin (dB)	Raw (dBuV)	Dist (m)	Condition	Azimuth (°)	Height (m)	Comment	AF (dB)	CL (dB)	PA (dB)
PK	13.6853G	58.38	88.20	-29.82	41.72	3	Vertical	0	2.52	-	40.31	11.02	34.67
RMS	13.69492G	46.02	68.20	-22.18	29.36	3	Vertical	0	2.52	-	40.31	11.02	34.67

6.525-6.875GHz_802.11be EHT40-BF_Nss1,(MCS0)_4TX

6845MHz_TX

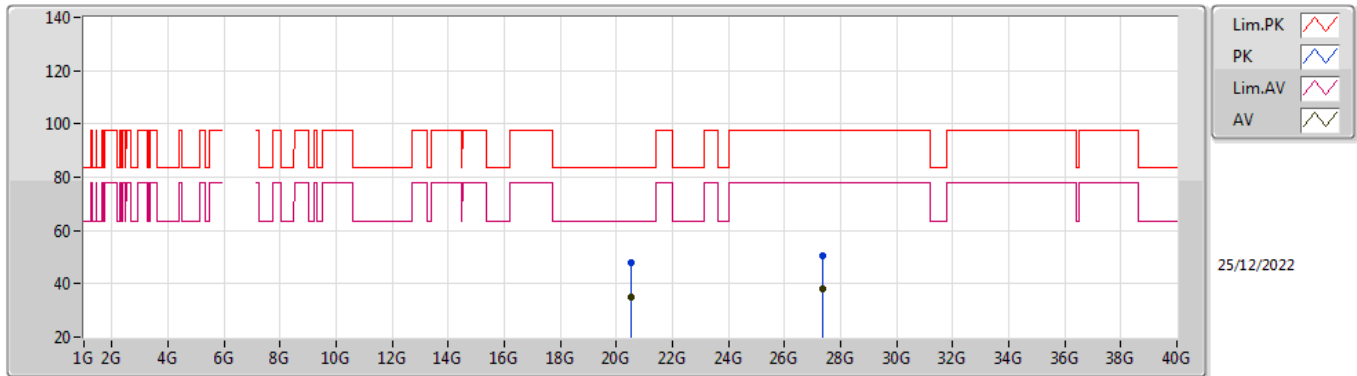


EUT_Z_4TX
 Setting 50
 06-H-K-5

Type	Freq (Hz)	Level (dBuV/m)	Limit (dBuV/m)	Margin (dB)	Raw (dBuV)	Dist (m)	Condition	Azimuth (°)	Height (m)	Comment	AF (dB)	CL (dB)	PA (dB)
PK	13.68608G	58.31	88.20	-29.89	41.65	3	Horizontal	20	2.49	-	40.31	11.02	34.67
RMS	13.6943G	45.96	68.20	-22.24	29.30	3	Horizontal	20	2.49	-	40.31	11.02	34.67

6.525-6.875GHz_802.11be EHT40-BF_Nss1,(MCS0)_4TX

6845MHz_TX

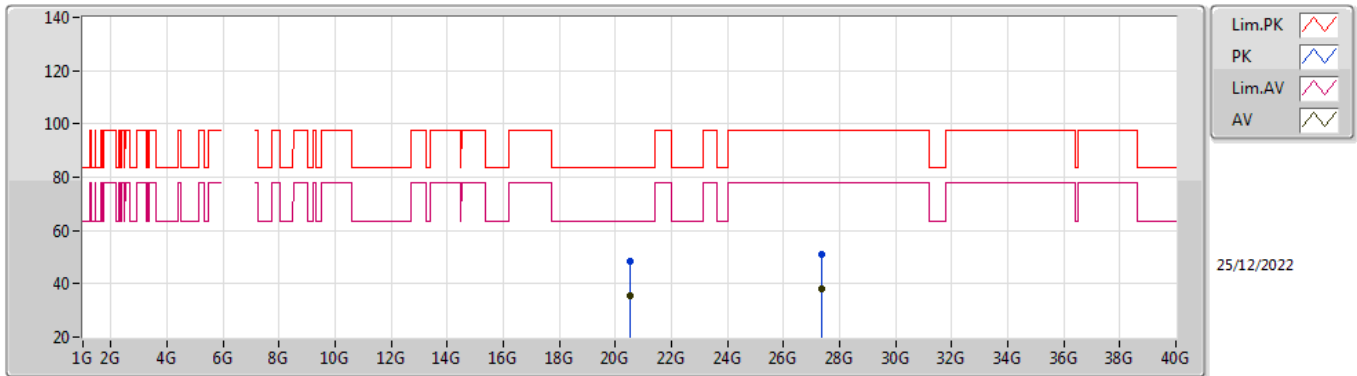


EUT_Z_4TX
 Setting 50
 06-H-K-5

Type	Freq (Hz)	Level (dBuV/m)	Limit (dBuV/m)	Margin (dB)	Raw (dBuV)	Dist (m)	Condition	Azimuth (°)	Height (m)	Comment	AF (dB)	CL (dB)	PA (dB)
PK	20.53606G	48.06	83.54	-35.48	44.87	1	Vertical	66	1.56	-	37.71	17.49	52.01
AV	20.53012G	35.25	63.54	-28.29	32.06	1	Vertical	66	1.56	-	37.71	17.49	52.01
PK	27.37954G	50.39	97.74	-47.35	39.19	1	Vertical	328	1.54	-	39.40	20.82	49.02
RMS	27.37976G	38.20	77.74	-39.54	27.00	1	Vertical	328	1.54	-	39.40	20.82	49.02

6.525-6.875GHz_802.11be EHT40-BF_Nss1,(MCS0)_4TX

6845MHz_TX

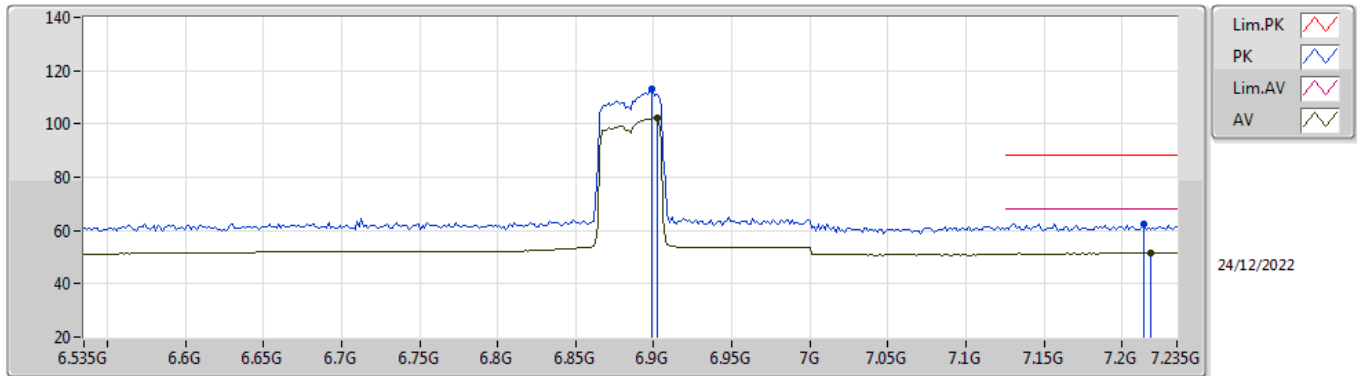


EUT_Z_4TX
 Setting 50
 06-H-K-5

Type	Freq (Hz)	Level (dBuV/m)	Limit (dBuV/m)	Margin (dB)	Raw (dBuV)	Dist (m)	Condition	Azimuth (°)	Height (m)	Comment	AF (dB)	CL (dB)	PA (dB)
PK	20.53316G	48.31	83.54	-35.23	45.12	1	Horizontal	176	1.55	-	37.71	17.49	52.01
AV	20.53706G	35.30	63.54	-28.24	32.11	1	Horizontal	176	1.55	-	37.71	17.49	52.01
PK	27.37966G	51.01	97.74	-46.73	39.81	1	Horizontal	180	1.57	-	39.40	20.82	49.02
RMS	27.37926G	38.20	77.74	-39.54	27.00	1	Horizontal	180	1.57	-	39.40	20.82	49.02

6.525-6.875GHz_802.11be EHT40-BF_Nss1,(MCS0)_4TX

6885MHz Straddle 6.525-6.875GHz_TX

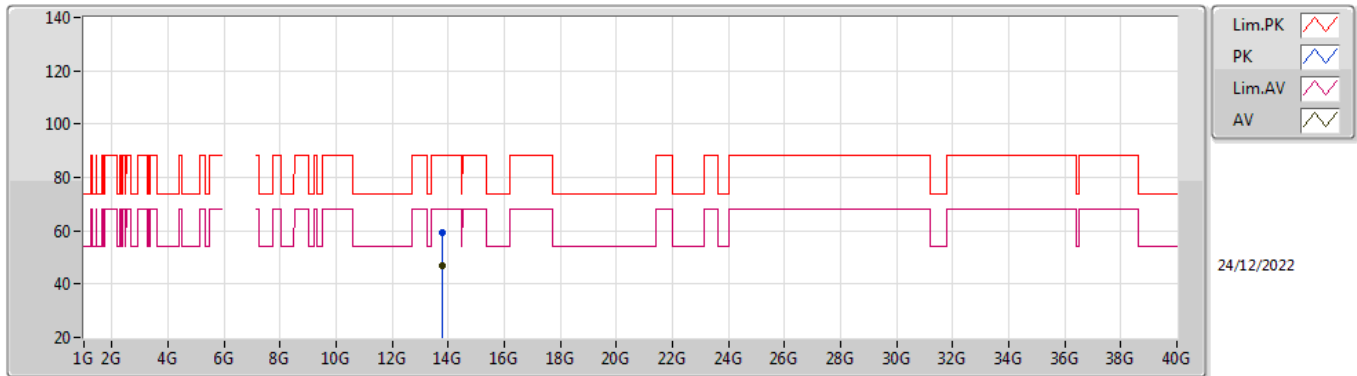


EUT_Z_4TX
 Setting 50
 06-H-K-3-10

Type	Freq (Hz)	Level (dBuV/m)	Limit (dBuV/m)	Margin (dB)	Raw (dBuV)	Dist (m)	Condition	Azimuth (°)	Height (m)	Comment	AF (dB)	CL (dB)	PA (dB)
PK	6.899G	113.11	Inf	-Inf	103.05	3	Vertical	164.3	1.80	-	34.89	8.21	33.04
RMS	6.9018G	102.38	Inf	-Inf	92.29	3	Vertical	164.3	1.80	-	34.91	8.22	33.04
PK	7.214G	62.66	88.20	-25.54	51.41	3	Vertical	164.3	1.80	-	36.38	8.18	33.31
RMS	7.2182G	51.60	68.20	-16.60	40.33	3	Vertical	164.3	1.80	-	36.41	8.18	33.32

6.525-6.875GHz_802.11be EHT40-BF_Nss1,(MCS0)_4TX

6885MHz Straddle 6.525-6.875GHz_TX

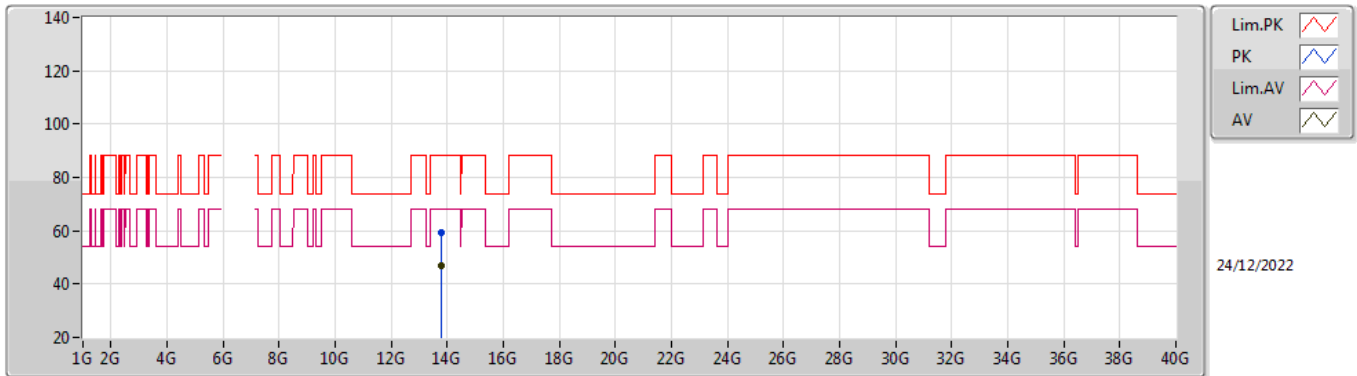


EUT_Z_4TX
 Setting 50
 06-H-K-5

Type	Freq (Hz)	Level (dBuV/m)	Limit (dBuV/m)	Margin (dB)	Raw (dBuV)	Dist (m)	Condition	Azimuth (°)	Height (m)	Comment	AF (dB)	CL (dB)	PA (dB)
PK	13.76906G	59.53	88.20	-28.67	42.71	3	Vertical	154	2.90	-	40.44	11.05	34.67
RMS	13.7747G	46.90	68.20	-21.30	30.07	3	Vertical	154	2.90	-	40.45	11.05	34.67

6.525-6.875GHz_802.11be EHT40-BF_Nss1,(MCS0)_4TX

6885MHz Straddle 6.525-6.875GHz_TX

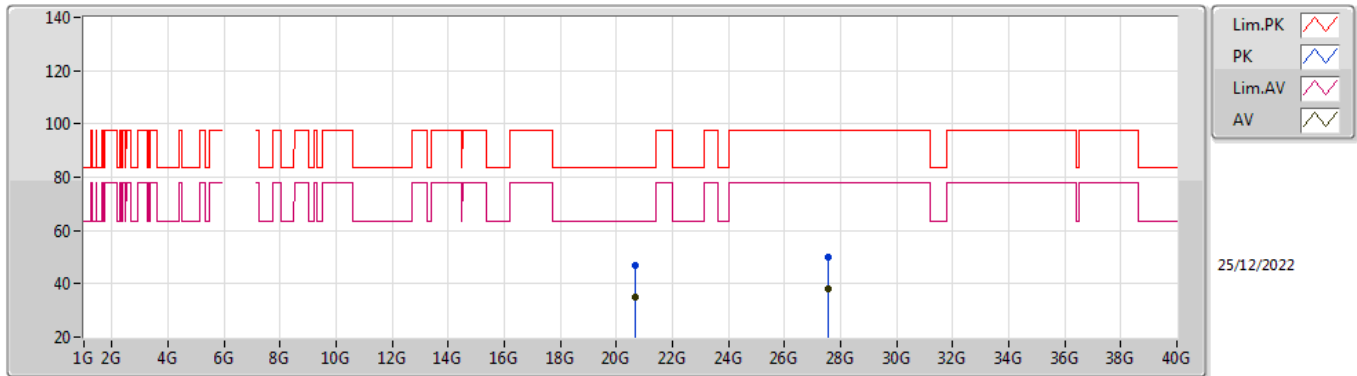


EUT_Z_4TX
 Setting 50
 06-H-K-5

Type	Freq (Hz)	Level (dBuV/m)	Limit (dBuV/m)	Margin (dB)	Raw (dBuV)	Dist (m)	Condition	Azimuth (°)	Height (m)	Comment	AF (dB)	CL (dB)	PA (dB)
PK	13.77232G	59.39	88.20	-28.81	42.57	3	Horizontal	108	1.91	-	40.44	11.05	34.67
RMS	13.771G	46.95	68.20	-21.25	30.13	3	Horizontal	108	1.91	-	40.44	11.05	34.67

6.525-6.875GHz_802.11be EHT40-BF_Nss1,(MCS0)_4TX

6885MHz Straddle 6.525-6.875GHz_TX

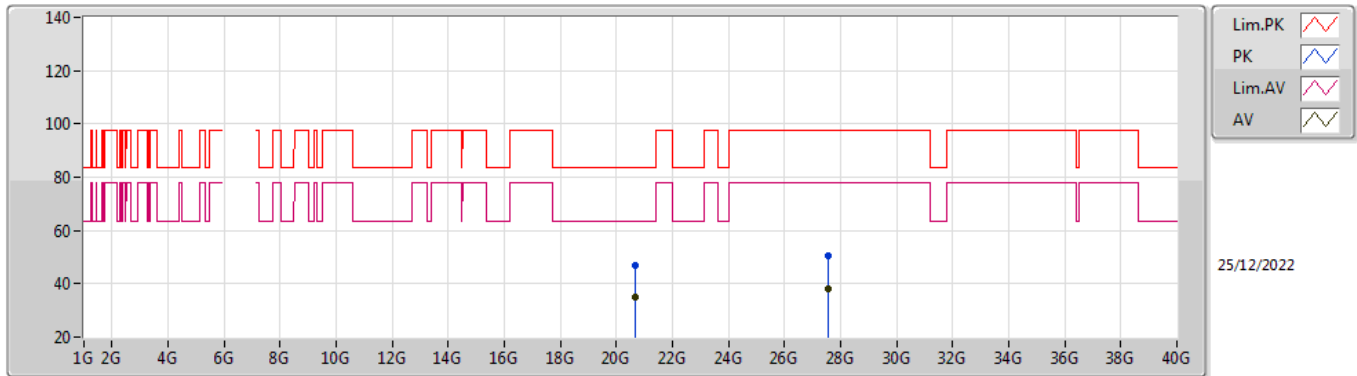


EUT_Z_4TX
 Setting 50
 06-H-K-5

Type	Freq (Hz)	Level (dBuV/m)	Limit (dBuV/m)	Margin (dB)	Raw (dBuV)	Dist (m)	Condition	Azimuth (°)	Height (m)	Comment	AF (dB)	CL (dB)	PA (dB)
PK	20.65324G	47.15	83.54	-36.39	43.88	1	Vertical	16	1.50	-	37.76	17.54	52.03
AV	20.65006G	34.94	63.54	-28.60	31.67	1	Vertical	16	1.50	-	37.76	17.54	52.03
PK	27.53514G	49.97	97.74	-47.77	38.71	1	Vertical	297	1.55	-	39.33	20.94	49.01
RMS	27.53522G	38.22	77.74	-39.52	26.96	1	Vertical	297	1.55	-	39.33	20.94	49.01

6.525-6.875GHz_802.11be EHT40-BF_Nss1,(MCS0)_4TX

6885MHz Straddle 6.525-6.875GHz_TX

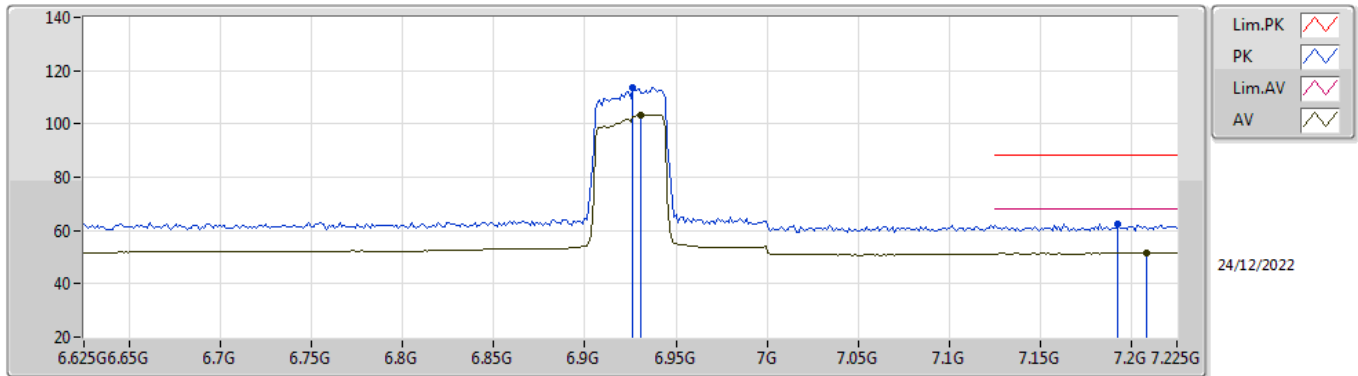


EUT_Z_4TX
 Setting 50
 06-H-K-5

Type	Freq (Hz)	Level (dBuV/m)	Limit (dBuV/m)	Margin (dB)	Raw (dBuV)	Dist (m)	Condition	Azimuth (°)	Height (m)	Comment	AF (dB)	CL (dB)	PA (dB)
PK	20.65836G	47.10	83.54	-36.44	43.82	1	Horizontal	263	1.57	-	37.76	17.55	52.03
AV	20.65036G	35.01	63.54	-28.53	31.74	1	Horizontal	263	1.57	-	37.76	17.54	52.03
PK	27.5361G	50.69	97.74	-47.05	39.43	1	Horizontal	170	1.56	-	39.33	20.94	49.01
RMS	27.5389G	38.20	77.74	-39.54	26.94	1	Horizontal	170	1.56	-	39.33	20.94	49.01

6.875-7.125GHz_802.11be EHT40-BF_Nss1,(MCS0)_4TX

6925MHz_TX

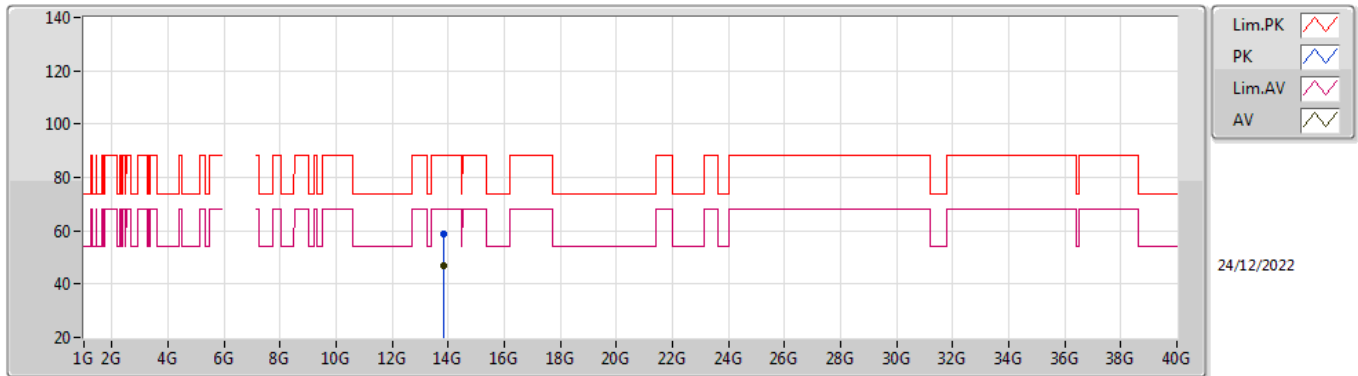


EUT_Z_4TX
 Setting 50
 06-H-K-3-10

Type	Freq (Hz)	Level (dBuV/m)	Limit (dBuV/m)	Margin (dB)	Raw (dBuV)	Dist (m)	Condition	Azimuth (°)	Height (m)	Comment	AF (dB)	CL (dB)	PA (dB)
PK	6.9262G	113.65	Inf	-Inf	103.36	3	Vertical	136.7	1.80	-	35.06	8.27	33.04
RMS	6.931G	103.26	Inf	-Inf	92.93	3	Vertical	136.7	1.80	-	35.09	8.28	33.04
PK	7.1926G	62.67	88.20	-25.53	51.48	3	Vertical	136.7	1.80	-	36.27	8.21	33.29
RMS	7.2082G	51.63	68.20	-16.57	40.40	3	Vertical	136.7	1.80	-	36.35	8.19	33.31

6.875-7.125GHz_802.11be EHT40-BF_Nss1,(MCS0)_4TX

6925MHz_TX

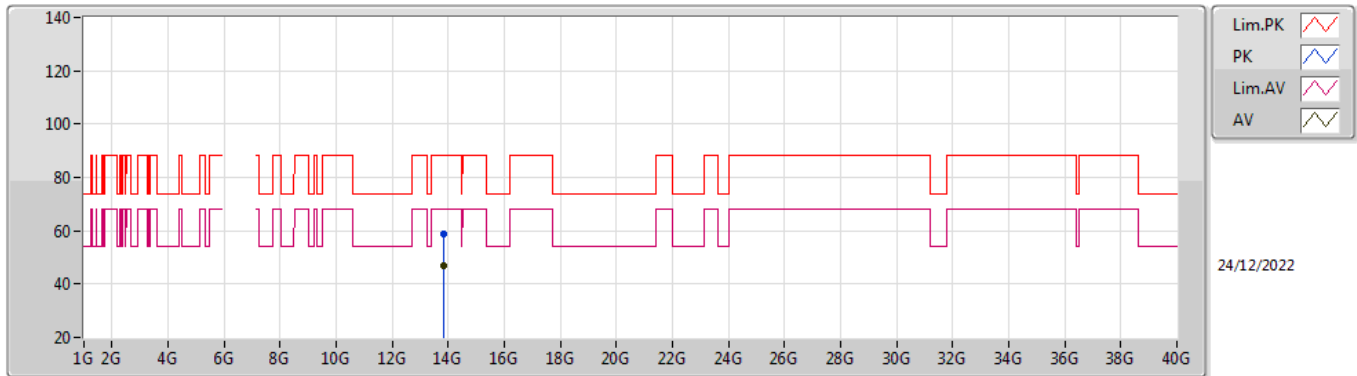


EUT_Z_4TX
 Setting 50
 06-H-K-5

Type	Freq (Hz)	Level (dBuV/m)	Limit (dBuV/m)	Margin (dB)	Raw (dBuV)	Dist (m)	Condition	Azimuth (°)	Height (m)	Comment	AF (dB)	CL (dB)	PA (dB)
PK	13.85446G	59.03	88.20	-29.17	41.97	3	Vertical	220	1.78	-	40.66	11.07	34.67
RMS	13.85192G	46.88	68.20	-21.32	29.82	3	Vertical	220	1.78	-	40.66	11.07	34.67

6.875-7.125GHz_802.11be EHT40-BF_Nss1,(MCS0)_4TX

6925MHz_TX

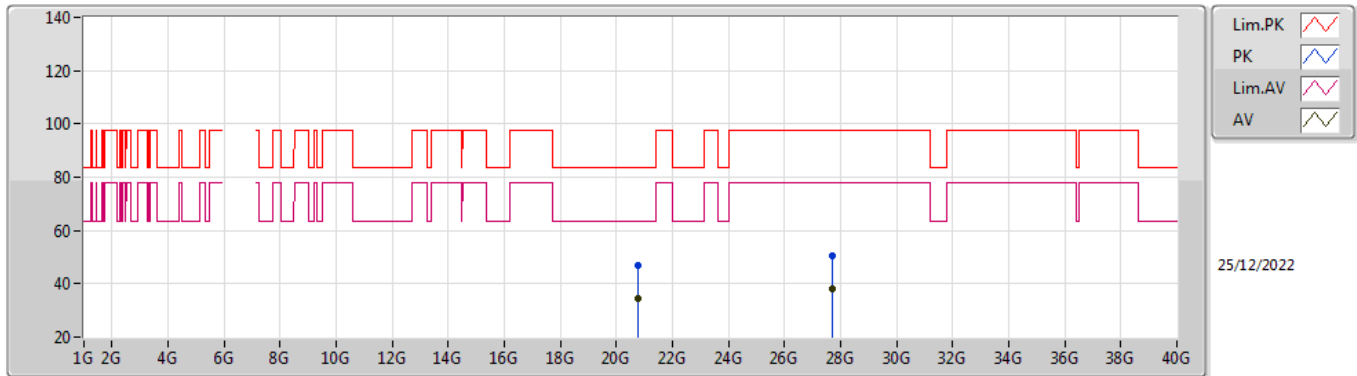


EUT_Z_4TX
 Setting 50
 06-H-K-5

Type	Freq (Hz)	Level (dBuV/m)	Limit (dBuV/m)	Margin (dB)	Raw (dBuV)	Dist (m)	Condition	Azimuth (°)	Height (m)	Comment	AF (dB)	CL (dB)	PA (dB)
PK	13.84694G	58.96	88.20	-29.24	41.92	3	Horizontal	261	2.04	-	40.64	11.07	34.67
RMS	13.85182G	46.88	68.20	-21.32	29.82	3	Horizontal	261	2.04	-	40.66	11.07	34.67

6.875-7.125GHz_802.11be EHT40-BF_Nss1,(MCS0)_4TX

6925MHz_TX

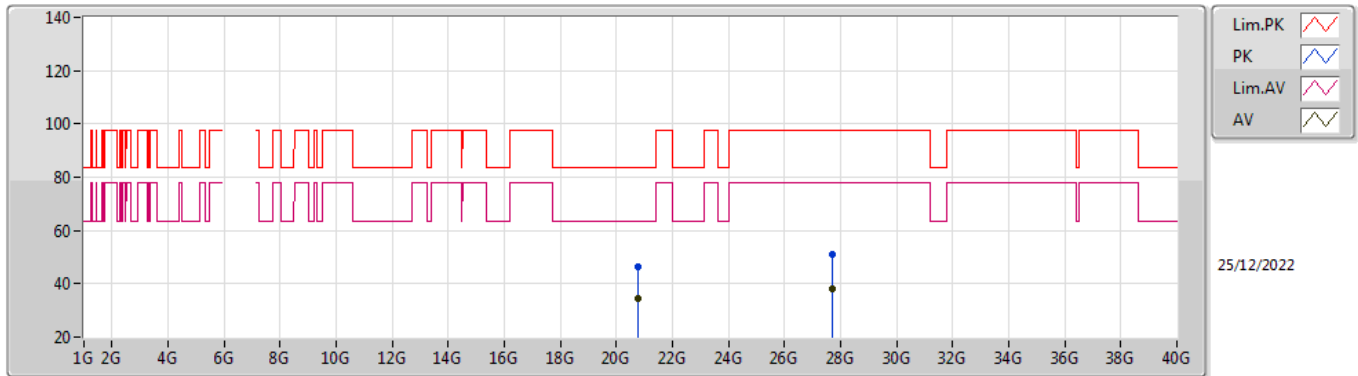


EUT_Z_4TX
 Setting 50
 06-H-K-5

Type	Freq (Hz)	Level (dBuV/m)	Limit (dBuV/m)	Margin (dB)	Raw (dBuV)	Dist (m)	Condition	Azimuth (°)	Height (m)	Comment	AF (dB)	CL (dB)	PA (dB)
PK	20.77642G	46.82	83.54	-36.72	43.43	1	Vertical	346	1.53	-	37.85	17.60	52.06
AV	20.77314G	34.59	63.54	-28.95	31.19	1	Vertical	346	1.53	-	37.85	17.60	52.05
PK	27.69522G	50.71	97.74	-47.03	39.22	1	Vertical	229	1.53	-	39.46	21.07	49.04
RMS	27.70472G	38.22	77.74	-39.52	26.73	1	Vertical	229	1.53	-	39.46	21.07	49.04

6.875-7.125GHz_802.11be EHT40-BF_Nss1,(MCS0)_4TX

6925MHz_TX

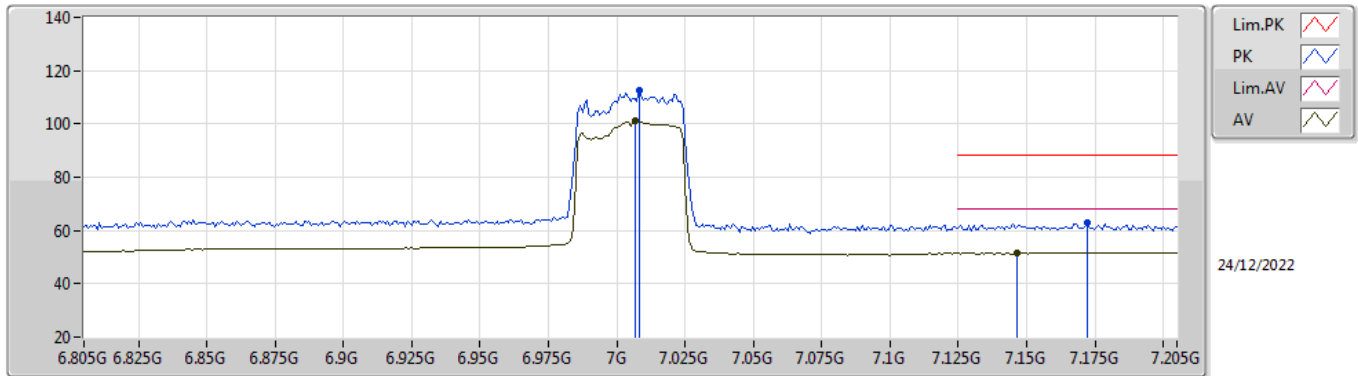


EUT_Z_4TX
Setting 50
06-H-K-5

Type	Freq (Hz)	Level (dBuV/m)	Limit (dBuV/m)	Margin (dB)	Raw (dBuV)	Dist (m)	Condition	Azimuth (°)	Height (m)	Comment	AF (dB)	CL (dB)	PA (dB)
PK	20.77024G	46.36	83.54	-37.18	42.97	1	Horizontal	156	1.57	-	37.84	17.60	52.05
AV	20.7796G	34.59	63.54	-28.95	31.19	1	Horizontal	156	1.57	-	37.86	17.60	52.06
PK	27.70226G	50.94	97.74	-46.80	39.45	1	Horizontal	209	1.50	-	39.46	21.07	49.04
RMS	27.70336G	38.11	77.74	-39.63	26.62	1	Horizontal	209	1.50	-	39.46	21.07	49.04

6.875-7.125GHz_802.11be EHT40-BF_Nss1,(MCS0)_4TX

7005MHz_TX

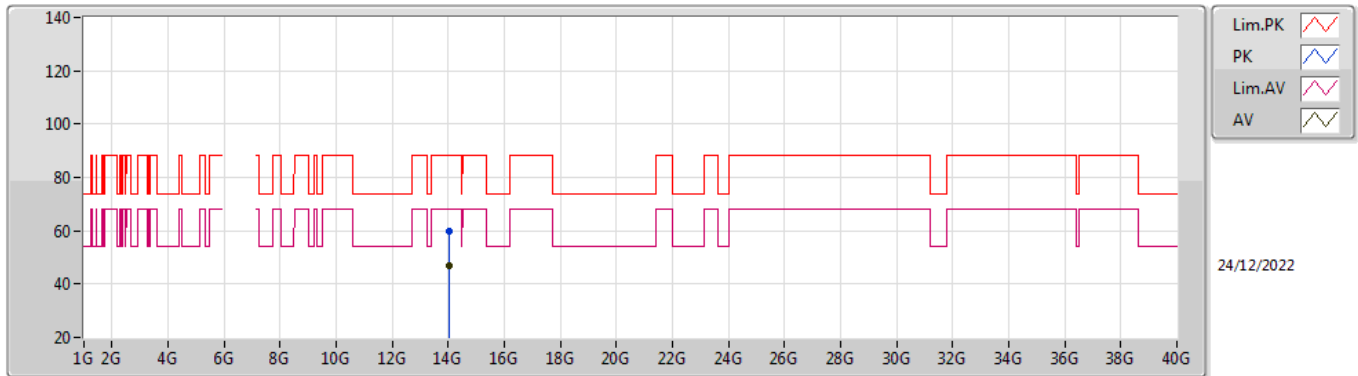


EUT_Z_4TX
 Setting 50
 06-H-K-3-10

Type	Freq (Hz)	Level (dBuV/m)	Limit (dBuV/m)	Margin (dB)	Raw (dBuV)	Dist (m)	Condition	Azimuth (°)	Height (m)	Comment	AF (dB)	CL (dB)	PA (dB)
PK	7.0082G	112.66	Inf	-Inf	101.83	3	Vertical	137.5	1.80	-	35.45	8.43	33.05
RMS	7.0066G	101.13	Inf	-Inf	90.31	3	Vertical	137.5	1.80	-	35.44	8.43	33.05
PK	7.1722G	62.99	88.20	-25.21	51.83	3	Vertical	137.5	1.80	-	36.19	8.23	33.26
RMS	7.1466G	51.47	68.20	-16.73	40.35	3	Vertical	137.5	1.80	-	36.09	8.26	33.23

6.875-7.125GHz_802.11be EHT40-BF_Nss1,(MCS0)_4TX

7005MHz_TX

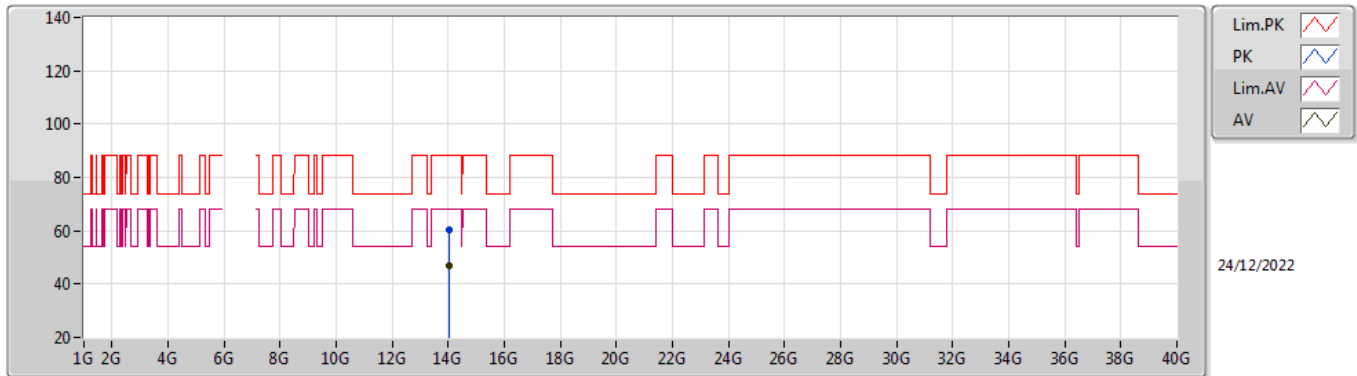


EUT_Z_4TX
Setting 50
06-H-K-5

Type	Freq (Hz)	Level (dBuV/m)	Limit (dBuV/m)	Margin (dB)	Raw (dBuV)	Dist (m)	Condition	Azimuth (°)	Height (m)	Comment	AF (dB)	CL (dB)	PA (dB)
PK	14.0146G	59.92	88.20	-28.28	42.42	3	Vertical	295	1.73	-	41.04	11.13	34.67
RMS	14.01062G	46.95	68.20	-21.25	29.46	3	Vertical	295	1.73	-	41.03	11.13	34.67

6.875-7.125GHz_802.11be EHT40-BF_Nss1,(MCS0)_4TX

7005MHz_TX

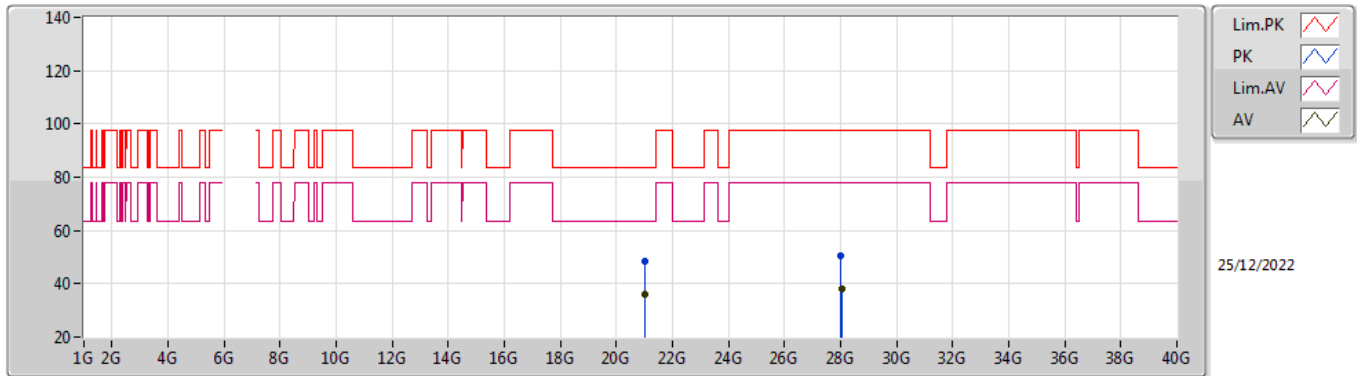


EUT_Z_4TX
Setting 50
06-H-K-5

Type	Freq (Hz)	Level (dBuV/m)	Limit (dBuV/m)	Margin (dB)	Raw (dBuV)	Dist (m)	Condition	Azimuth (°)	Height (m)	Comment	AF (dB)	CL (dB)	PA (dB)
PK	14.01274G	60.09	88.20	-28.11	42.59	3	Horizontal	185	2.47	-	41.04	11.13	34.67
RMS	14.01026G	47.00	68.20	-21.20	29.51	3	Horizontal	185	2.47	-	41.03	11.13	34.67

6.875-7.125GHz_802.11be EHT40-BF_Nss1,(MCS0)_4TX

7005MHz_TX

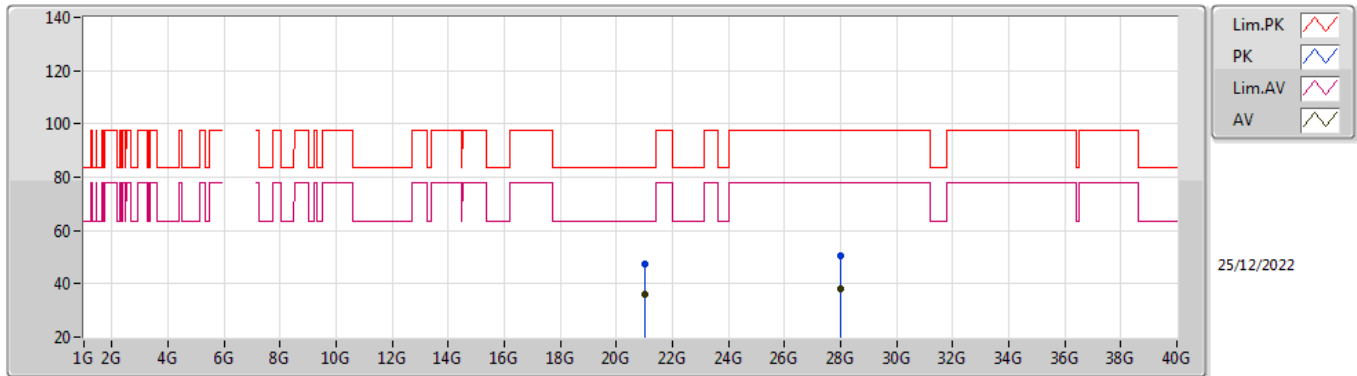


EUT_Z_4TX
 Setting 50
 06-H-K-5

Type	Freq (Hz)	Level (dBuV/m)	Limit (dBuV/m)	Margin (dB)	Raw (dBuV)	Dist (m)	Condition	Azimuth (°)	Height (m)	Comment	AF (dB)	CL (dB)	PA (dB)
PK	21.01596G	48.36	83.54	-35.18	44.47	1	Vertical	28	1.52	-	38.29	17.70	52.10
AV	21.01338G	36.00	63.54	-27.54	32.11	1	Vertical	28	1.52	-	38.29	17.70	52.10
PK	28.02428G	50.50	97.74	-47.24	38.69	1	Vertical	148	1.56	-	39.61	21.30	49.10
RMS	28.02494G	38.34	77.74	-39.40	26.53	1	Vertical	148	1.56	-	39.61	21.30	49.10

6.875-7.125GHz_802.11be EHT40-BF_Nss1,(MCS0)_4TX

7005MHz_TX

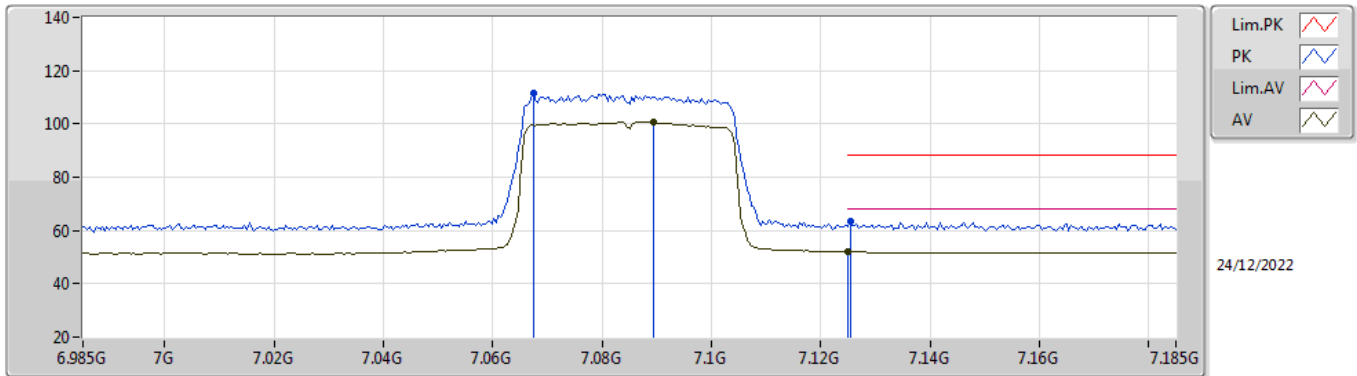


EUT_Z_4TX
 Setting 50
 06-H-K-5

Type	Freq (Hz)	Level (dBuV/m)	Limit (dBuV/m)	Margin (dB)	Raw (dBuV)	Dist (m)	Condition	Azimuth (°)	Height (m)	Comment	AF (dB)	CL (dB)	PA (dB)
PK	21.01642G	47.62	83.54	-35.92	43.73	1	Horizontal	267	1.54	-	38.29	17.70	52.10
AV	21.01432G	35.94	63.54	-27.60	32.05	1	Horizontal	267	1.54	-	38.29	17.70	52.10
PK	28.01848G	50.58	97.74	-47.16	38.77	1	Horizontal	295	1.58	-	39.61	21.30	49.10
RMS	28.01956G	38.30	77.74	-39.44	26.49	1	Horizontal	295	1.58	-	39.61	21.30	49.10

6.875-7.125GHz_802.11be EHT40-BF_Nss1,(MCS0)_4TX

7085MHz_TX



EUT_Z_4TX
Setting 50
06-H-K-3-10

Type	Freq (Hz)	Level (dBuV/m)	Limit (dBuV/m)	Margin (dB)	Raw (dBuV)	Dist (m)	Condition	Azimuth (°)	Height (m)	Comment	AF (dB)	CL (dB)	PA (dB)
PK	7.0674G	111.33	Inf	-Inf	100.33	3	Vertical	222.5	1.80	-	35.77	8.36	33.13
RMS	7.0894G	100.78	Inf	-Inf	89.74	3	Vertical	222.5	1.80	-	35.86	8.33	33.15
PK	7.1254G	63.26	88.20	-24.94	52.17	3	Vertical	222.5	1.80	-	36.00	8.29	33.20
RMS	7.125G	52.05	68.20	-16.15	40.96	3	Vertical	222.5	1.80	-	36.00	8.29	33.20