



FCC RADIO TEST REPORT

FCC ID : MSQ-RTAXJE00
Equipment : AX1800 Dual Band WiFi Router
Brand Name : ASUS
Model Name : XD4R, ZenWiFi AX Mini (XD4R), ZenWiFi AX Mini, ASUS ZenWiFi, ASUS ZenWiFi AX Mini
Applicant : ASUSTeK COMPUTER INC.
1F., No. 15, Lide Rd., Beitou, Taipei 112, Taiwan
Manufacturer (1) : Datamax Electronics (DongGuan) Co., Ltd.
Niu Shan Foreign Economic Industrial Park, Dong Cheng District, Dong Guan City, Guang Dong, China
Manufacturer (2) : Lukisen Electronic Corp.
3F.,No.236,Boai St., Shulin Dist.,New Taipei City 23845, Taiwan
Manufacturer (3) : Kentec Inc.
No. 5, Tzu-Chiang 1st Rd. Chungli Industrial Zone, Taoyuan City, Taiwan
Standard : 47 CFR FCC Part 15.247

The product was received on Dec. 24, 2019, and testing was started from Dec. 25, 2019 and completed on Mar. 20, 2020. We, SPORTON INTERNATIONAL INC. EMC & Wireless Communications Laboratory, would like to declare that the tested sample has been evaluated in accordance with the procedures given in ANSI C63.10-2013 and shown compliance with the applicable technical standards.

The report must not be used by the client to claim product certification, approval, or endorsement by TAF or any agency of government.

The test results in this report apply exclusively to the tested model / sample. Without written approval of SPORTON INTERNATIONAL INC. EMC & Wireless Communications Laboratory, the test report shall not be reproduced except in full.


Approved by: Sam Chen

SPORTON INTERNATIONAL INC. EMC & Wireless Communications Laboratory
No. 52, Huaya 1st Rd., Guishan Dist., Taoyuan City, Taiwan (R.O.C.)



Table of Contents

History of this test report.....3

Summary of Test Result.....4

1 General Description5

1.1 Information.....5

1.2 Applicable Standards9

1.3 Testing Location Information9

1.4 Measurement Uncertainty9

2 Test Configuration of EUT10

2.1 Test Channel Mode10

2.2 The Worst Case Measurement Configuration12

2.3 EUT Operation during Test14

2.4 Accessories14

2.5 Support Equipment.....15

2.6 Test Setup Diagram16

3 Transmitter Test Result19

3.1 AC Power-line Conducted Emissions19

3.2 DTS Bandwidth.....21

3.3 Maximum Conducted Output Power22

3.4 Power Spectral Density24

3.5 Emissions in Non-restricted Frequency Bands26

3.6 Emissions in Restricted Frequency Bands.....27

4 Test Equipment and Calibration Data31

Appendix A. Test Results of AC Power-line Conducted Emissions

Appendix B. Test Results of DTS Bandwidth

Appendix C. Test Results of Maximum Conducted Output Power

Appendix D. Test Results of Power Spectral Density

Appendix E. Test Results of Emissions in Non-restricted Frequency Bands

Appendix F. Test Results of Emissions in Restricted Frequency Bands

Appendix G. Test Results of Radiated Emission Co-location

Appendix H. Test Photos

Photographs of EUT v01



History of this test report

Report No.	Version	Description	Issued Date
FR9N1802AA	01	Initial issue of report	Apr. 09, 2020



Summary of Test Result

Report Clause	Ref Std. Clause	Test Items	Result (PASS/FAIL)	Remark
1.1.2	15.203	Antenna Requirement	PASS	-
3.1	15.207	AC Power-line Conducted Emissions	PASS	-
3.2	15.247(a)	DTS Bandwidth	PASS	-
3.3	15.247(b)	Maximum Conducted Output Power	PASS	-
3.4	15.247(e)	Power Spectral Density	PASS	-
3.5	15.247(d)	Emissions in Non-restricted Frequency Bands	PASS	-
3.6	15.247(d)	Emissions in Restricted Frequency Bands	PASS	-

Declaration of Conformity:

The test results with all measurement uncertainty excluded are presented in accordance with the regulation limits or requirements declared by manufacturers.

Comments and Explanations:

The declared of product specification for EUT presented in the report are provided by the manufacturer, and the manufacturer takes all the responsibilities for the accuracy of product specification.

Reviewed by: **Sam Chen**
Report Producer: **Cindy Peng**



1 General Description

1.1 Information

1.1.1 RF General Information

Frequency Range (MHz)	IEEE Std. 802.11	Ch. Frequency (MHz)	Channel Number
2400-2483.5	b, g, n (HT20), VHT20, ax (HEW20)	2412-2462	1-11 [11]
2400-2483.5	n (HT40), VHT40, ax (HEW40)	2422-2452	3-9 [7]

Band	Mode	BWch (MHz)	Nant
2.4-2.4835GHz	802.11b	20	2TX
2.4-2.4835GHz	802.11g	20	2TX
2.4-2.4835GHz	802.11n HT20	20	2TX
2.4-2.4835GHz	802.11n HT20-BF	20	2TX
2.4-2.4835GHz	VHT20	20	2TX
2.4-2.4835GHz	VHT20-BF	20	2TX
2.4-2.4835GHz	802.11ax HEW20	20	2TX
2.4-2.4835GHz	802.11ax HEW20-BF	20	2TX
2.4-2.4835GHz	802.11n HT40	40	2TX
2.4-2.4835GHz	802.11n HT40-BF	40	2TX
2.4-2.4835GHz	VHT40	40	2TX
2.4-2.4835GHz	VHT40-BF	40	2TX
2.4-2.4835GHz	802.11ax HEW40	40	2TX
2.4-2.4835GHz	802.11ax HEW40-BF	40	2TX

Note:

- 11b mode uses a combination of DSSS-DBPSK, DQPSK, CCK modulation.
- 11g, HT20 and HT40 use a combination of OFDM-BPSK, QPSK, 16QAM, 64QAM modulation.
- VHT20, VHT40 use a combination of OFDM-BPSK, QPSK, 16QAM, 64QAM, 256QAM, 1024QAM modulation.
- HEW20, HEW40 use a combination of OFDMA-BPSK, QPSK, 16QAM, 64QAM, 256QAM, 1024QAM modulation.
- BWch is the nominal channel bandwidth.
- Nss-Min is the minimum number of spatial streams.
- Nant is the number of outputs. e.g., 2(2,3) means have 2 outputs for port 2 and port 3. 2 means have 2 outputs for port 1 and port 2.



1.1.2 Antenna Information

For WLAN Function:

Set	Ant.	Port	Brand	Part number	Type	Connector	Uncorrelated Gain (dBi)			Correlated Gain (dBi)		
							2.4GHz	5GHz B1	5GHz B4	2.4GHz	5GHz B1	5GHz B4
1	1	1	WHA YU	C660-510493-A (SRF20191786)	Dipole	I-PEX	0.69	0.88	1.22	3.68	3.85	4.08
	2	2	WHA YU	C660-510494-A (SRF20191787)	Dipole	I-PEX	0.69	0.88	1.22	3.68	3.85	4.08
Set	Ant.	Port	Brand	Part number	Type	Connector	Uncorrelated Gain (dBi)			Correlated Gain (dBi)		
							2.4GHz	5GHz B1	5GHz B4	2.4GHz	5GHz B1	5GHz B4
2	1	1	WALSIN	RFDPA210608IM LB902	Dipole	I-PEX	0.65	0.65	0.71	3.57	3.39	3.05
	2	2	WALSIN	RFDPA210606IM LB902	Dipole	I-PEX	0.65	0.65	0.71	3.57	3.39	3.05

For Bluetooth Function:

Ant.	Port	Brand	Part number	Type	Connector	Antenna Gain (dBi)
1	1	YAGEO	ANT3216A063R2 400A	CHIP	N/A	1.69

Note1: The above information was declared by manufacturer.

Note2: For WLAN Function (2TX/2RX):

The WLAN 2.4GHz supports the b, g, n, VHT, ax, and the WLAN 5GHz supports the a, n, VHT, ax.

There are two set antenna for WLAN Function use, and each set contains two antennas.

Because Set 1 antenna & Set 2 antenna are the same type antennas, only the higher gain antenna "Set 1 antenna" was tested.

Port 1 and Port 2 could transmit/receive simultaneously.

Note3: For Bluetooth Function (1TX/1RX):

There is one antenna for Bluetooth Function use.

Only Port 1 can be used as transmitting/receiving.

**1.1.3 Mode Test Duty Cycle**

For EUT 1:

Mode	DC	DCF(dB)	T(s)	VBW(Hz) ≥ 1/T
802.11b	0.994	0.03	n/a (DC≥=0.98)	n/a (DC≥=0.98)
802.11g	0.989	0.05	n/a (DC≥=0.98)	n/a (DC≥=0.98)
802.11ax HEW20	0.988	0.05	n/a (DC≥=0.98)	n/a (DC≥=0.98)
802.11ax HEW20-BF	0.912	0.4	2.928m	1k
802.11ax HEW40	0.988	0.05	n/a (DC≥=0.98)	n/a (DC≥=0.98)
802.11ax HEW40-BF	0.937	0.28	4.36m	300

For EUT 2:

Mode	DC	DCF(dB)	T(s)	VBW(Hz) ≥ 1/T
802.11b	0.994	0.03	n/a (DC≥=0.98)	n/a (DC≥=0.98)
802.11g	0.989	0.05	n/a (DC≥=0.98)	n/a (DC≥=0.98)
802.11ax HEW20	0.985	0.07	n/a (DC≥=0.98)	n/a (DC≥=0.98)
802.11ax HEW20-BF	0.938	0.28	2.926m	1k
802.11ax HEW40	0.988	0.05	n/a (DC≥=0.98)	n/a (DC≥=0.98)
802.11ax HEW40-BF	0.959	0.18	4.638m	300

Note:

- ◆ DC is Duty Cycle.
- ◆ DCF is Duty Cycle Factor.

1.1.4 EUT Operational Condition

EUT Power Type	From power adapter			
Beamforming Function	<input checked="" type="checkbox"/>	With beamforming	<input type="checkbox"/>	Without beamforming
	The product has beamforming function for n/VHT/ax in 2.4GHz and n/ac/ax in 5GHz.			
Function	<input checked="" type="checkbox"/>	Point-to-multipoint	<input type="checkbox"/>	Point-to-point
Test Software Version	accessMTool (3.1.0.3)			

Note: The above information was declared by manufacturer.



1.1.5 Table for EUT Supports Functions

Function	Support Type
AP Router	Master
Bridge	Client without radar detection
Repeater	Master
Mesh	Master

1.1.6 Table for Multiple Listing

1. There are two EUTs, the difference as following:

EUT	2.4G PA	
	Brand Name	Model Name
1	Qorvo	QPF4206B
2	Skyworks	SKY85337

2. The EUT has five model names which are identical to each other in all aspects except for the following table:

Model Name	Description
XD4R	There is nothing different for two model names, just for different marketing use.
ZenWiFi AX Mini (XD4R)	
ZenWiFi AX Mini	
ASUS ZenWiFi	
ASUS ZenWiFi AX Mini	

From the above models, model: XD4R was selected as representative model for the test and its data was recorded in this report.



1.2 Applicable Standards

According to the specifications of the manufacturer, the EUT must comply with the requirements of the following standards:

- ◆ 47 CFR FCC Part 15
- ◆ ANSI C63.10-2013
- ◆ FCC KDB 558074 D01 v05r02
- ◆ FCC KDB 662911 D01 v02r01
- ◆ FCC KDB 414788 D01 v01r01

1.3 Testing Location Information

Testing Location		
<input type="checkbox"/>	HWA YA	ADD : No. 52, Huaya 1st Rd., Guishan Dist., Taoyuan City, Taiwan (R.O.C.) TEL : 886-3-327-3456 FAX : 886-3-327-0973
<input checked="" type="checkbox"/>	JHUBEI	ADD : No.8, Lane 724, Bo-ai St., Jhubei City, HsinChu County 302, Taiwan, R.O.C. TEL : 886-3-656-9065 FAX : 886-3-656-9085

Test Condition	Test Site No.	Test Engineer	Test Environment	Test Date
RF Conducted	TH01-CB	Owen Hsu	17.4~18.4°C / 57~62%	Jan. 07, 2020~Feb. 04, 2020
Radiated	03CH05-CB	Cola Fan	21.8~23.3°C / 51~55%	Dec. 25, 2019~Mar. 20, 2020
AC Conduction	CO01-CB	Max Lin	21~22°C / 58~59%	Jan. 21, 2020~Mar. 11, 2020

Test site Designation No. TW0006 with FCC.
Test site registered number IC 4086D with Industry Canada.

1.4 Measurement Uncertainty

ISO/IEC 17025 requires that an estimate of the measurement uncertainties associated with the emissions test results be included in the report. The measurement uncertainties given below are based on a 95% confidence level (based on a coverage factor (k=2))

Test Items	Uncertainty	Remark
Conducted Emission (150kHz ~ 30MHz)	2.0 dB	Confidence levels of 95%
Radiated Emission (30MHz ~ 1,000MHz)	4.3 dB	Confidence levels of 95%
Radiated Emission (1GHz ~ 18GHz)	4.3 dB	Confidence levels of 95%
Radiated Emission (18GHz ~ 40GHz)	5.1 dB	Confidence levels of 95%
Conducted Emission	2.4 dB	Confidence levels of 95%
Output Power Measurement	1.5 dB	Confidence levels of 95%
Power Density Measurement	2.4 dB	Confidence levels of 95%
Bandwidth Measurement	2%	Confidence levels of 95%



2 Test Configuration of EUT

2.1 Test Channel Mode

For EUT 1:

Mode	Power Setting
802.11b_Nss1,(1Mbps)_2TX	-
2412MHz	99
2437MHz	107
2457MHz	98
2462MHz	97
802.11g_Nss1,(6Mbps)_2TX	-
2412MHz	78
2417MHz	82
2437MHz	103
2457MHz	81
2462MHz	73
802.11ax HEW20_Nss2,(MCS0)_2TX	-
2412MHz	75
2417MHz	83
2437MHz	100
2457MHz	81
2462MHz	71
802.11ax HEW40_Nss2,(MCS0)_2TX	-
2422MHz	76
2437MHz	81
2452MHz	76
802.11ax HEW20-BF_Nss1,(MCS0)_2TX	-
2412MHz	74
2417MHz	80
2437MHz	101
2457MHz	71
2462MHz	67
802.11ax HEW40-BF_Nss1,(MCS0)_2TX	-
2422MHz	74
2437MHz	81
2452MHz	73



For EUT 2:

Mode	Power Setting
802.11b_Nss1,(1Mbps)_2TX	-
2412MHz	100
2437MHz	107
2457MHz	99
2462MHz	98
802.11g_Nss1,(6Mbps)_2TX	-
2412MHz	78
2417MHz	82
2437MHz	102
2457MHz	83
2462MHz	76
802.11ax HEW20_Nss2,(MCS0)_2TX	-
2412MHz	76
2417MHz	84
2437MHz	99
2457MHz	82
2462MHz	73
802.11ax HEW40_Nss2,(MCS0)_2TX	-
2422MHz	76
2437MHz	82
2452MHz	76
802.11ax HEW20-BF_Nss1,(MCS0)_2TX	-
2412MHz	75
2417MHz	81
2437MHz	100
2457MHz	73
2462MHz	69
802.11ax HEW40-BF_Nss1,(MCS0)_2TX	-
2422MHz	75
2437MHz	81
2452MHz	74

Note:

- ◆ There are two modes of EUT, one is beamforming mode, and the other is non-beamforming mode for n/VHT/ax in 2.4GHz and n/ac/ax in 5GHz. Both modes have been tested and recorded in this test report



2.2 The Worst Case Measurement Configuration

The Worst Case Mode for Following Conformance Tests	
Tests Item	AC power-line conducted emissions
Condition	AC power-line conducted measurement for line and neutral
Operating Mode	CTX
1	WLAN 2.4GHz - EUT 1 + Adapter 1
2	WLAN 2.4GHz - EUT 1 + Adapter 2
Mode 2 has been evaluated to be the worst case among Mode 1~2, thus measurement for Mode 3~4 will follow this same test mode.	
3	WLAN 5GHz - EUT 1 + Adapter 2
4	Bluetooth - EUT 1 + Adapter 2
For operating mode 3 is the worst case and it was record in this test report.	

The Worst Case Mode for Following Conformance Tests	
Tests Item	DTS Bandwidth Maximum Conducted Output Power Power Spectral Density Emissions in Non-restricted Frequency Bands
Test Condition	Conducted measurement at transmit chains.
Operating Mode	
1	EUT 1
2	EUT 2



The Worst Case Mode for Following Conformance Tests	
Tests Item	Emissions in Restricted Frequency Bands
Test Condition	Radiated measurement If EUT consist of multiple antenna assembly (multiple antenna are used in EUT regardless of spatial multiplexing MIMO configuration), the radiated test should be performed with highest antenna gain of each antenna type.
Operating Mode < 1GHz	CTX
1	WLAN 2.4GHz - EUT 1 + Adapter 1
2	WLAN 2.4GHz - EUT 1 + Adapter 2
Mode 2 has been evaluated to be the worst case among Mode 1~2, thus measurement for Mode 3~4 will follow this same test mode.	
3	WLAN 5GHz - EUT 1 + Adapter 2
4	Bluetooth - EUT 1 + Adapter 2
Mode 2 has been evaluated to be the worst case among Mode 1~4, thus measurement for Mode 5 will follow this same test mode.	
5	WLAN 2.4GHz - EUT 2 + Adapter 2
For operating mode 2 is the worst case and it was record in this test report.	
Operating Mode > 1GHz	CTX
1	EUT 1
2	EUT 2

The Worst Case Mode for Following Conformance Tests	
Tests Item	Simultaneous Transmission Analysis - Radiated Emission Co-location
Test Condition	Radiated measurement
Operating Mode	Normal Link
"EUT 1" generated the worst test result for Emissions in Restricted Frequency Bands unintentional below 1GHz test, thus the measurement for Radiated Emission Co-location test will follow this same test configuration.	
1	WLAN 2.4GHz + WLAN 5GHz - EUT 1
Refer to Appendix G for Radiated Emission Co-location.	

The Worst Case Mode for Following Conformance Tests	
Tests Item	Simultaneous Transmission Analysis - Co-location RF Exposure Evaluation
Operating Mode	
1	WLAN 2.4GHz + WLAN 5GHz + Bluetooth - EUT 1
2	WLAN 2.4GHz + WLAN 5GHz + Bluetooth - EUT 2
Refer to Sporton Test Report No.: FA9N1802 for Co-location RF Exposure Evaluation.	

Note: The EUT can only be used at Y axis position.



2.3 EUT Operation during Test

For CTX Mode:

For non-beamforming mode:

The EUT was programmed to be in continuously transmitting mode.

For beamforming mode:

For Conducted Mode:

The EUT was programmed to be in continuously transmitting mode.

For Radiated Mode:

During the test, the following programs under WIN 7 were executed.

The program was executed as follows:

1. During the test, the EUT operation to normal function.
2. Executed command fixed test channel under Telnet.
3. Executed "Lantest.exe" to link with the remote workstation to transmit and receive packet by RX Device and transmit duty cycle no less than 98%.

For Normal Link:

During the test, the EUT operation to normal function.

2.4 Accessories

Accessories				
No.	Power	Brand	Model	Rating
1	Adapter 1	LEI	MU18B1120150-A1	INPUT: 100-240V ~ 50/60Hz, 0.6A OUTPUT: 12V, 1.5A
2	Adapter 2	DVE	DSA-18PFR-12 FUS 120150	INPUT: 100-240V ~ 50/60Hz, 0.6A OUTPUT: 12V, 1.5A, 18.0W
No.	Other			
3	RJ-45 cable*1: Non-shielded, 2m			



2.5 Support Equipment

For AC Conduction:

Support Equipment				
No.	Equipment	Brand Name	Model Name	FCC ID
A	LAN NB	DELL	E6430	N/A

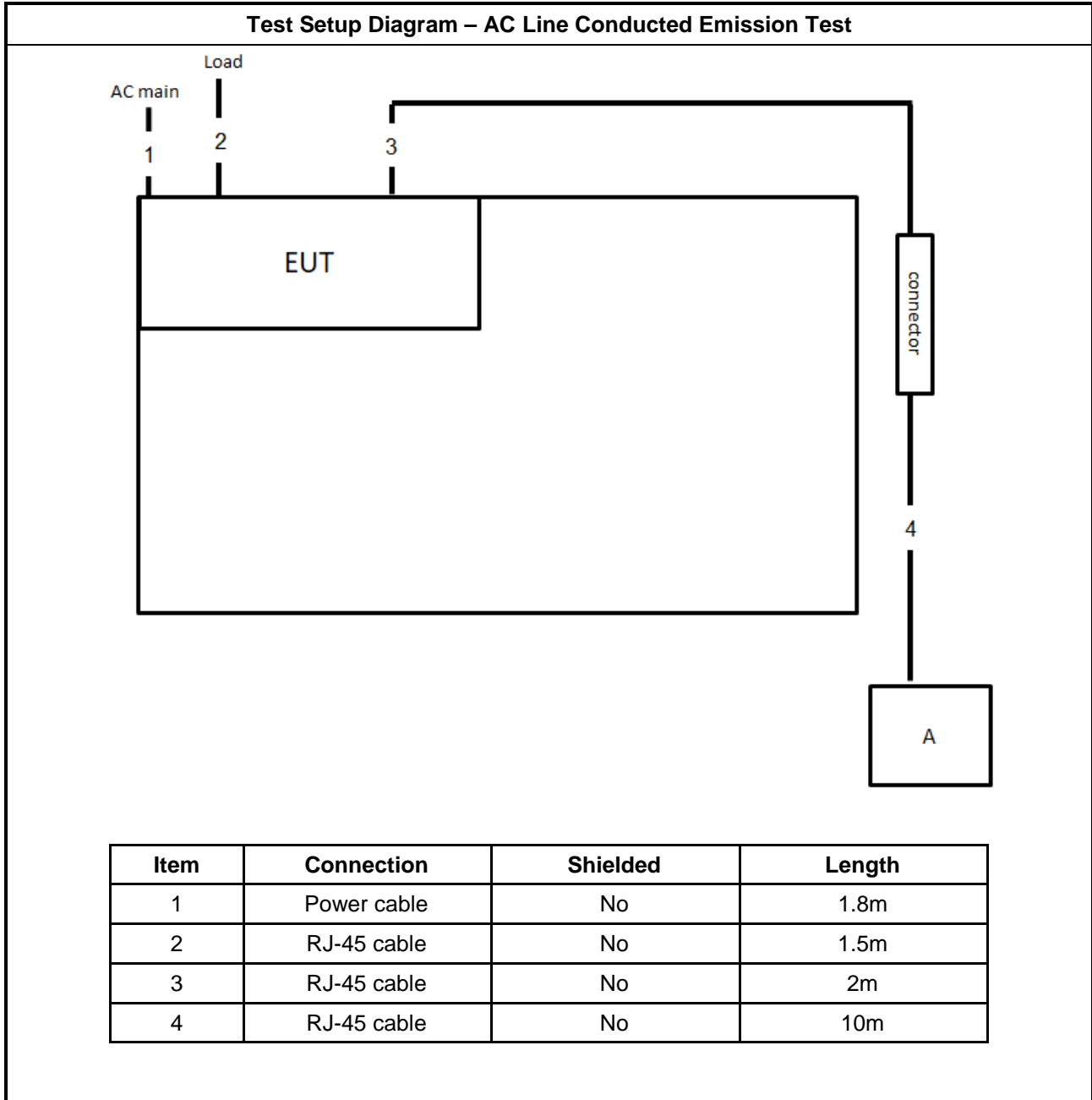
For RF Conducted, Radiated (below 1GHz) and Radiated (above 1GHz) - Non-beamforming mode:

Support Equipment				
No.	Equipment	Brand Name	Model Name	FCC ID
A	Notebook	DELL	E4300	N/A

For Radiated (above 1GHz) - Beamforming mode:

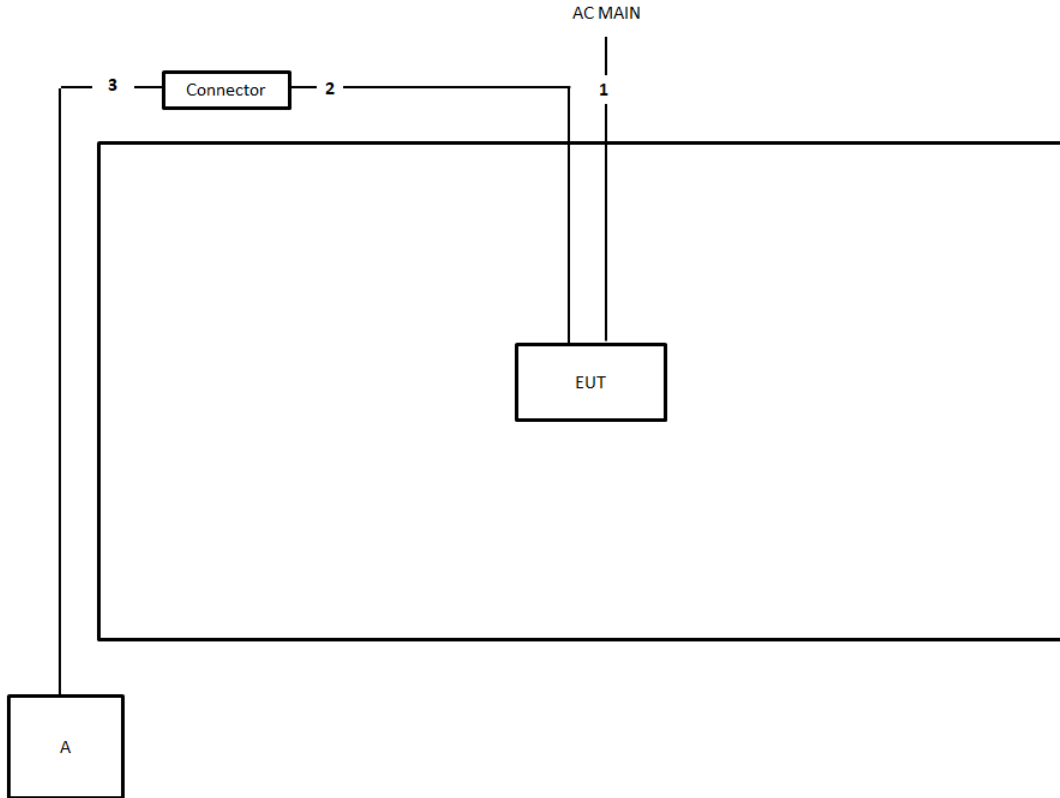
Support Equipment				
No.	Equipment	Brand Name	Model Name	FCC ID
A	Notebook	DELL	E4300	N/A
B	RX Device	ASUS	AX88U	MSQ-RTAXHP00
C	Notebook	DELL	E4300	N/A

2.6 Test Setup Diagram



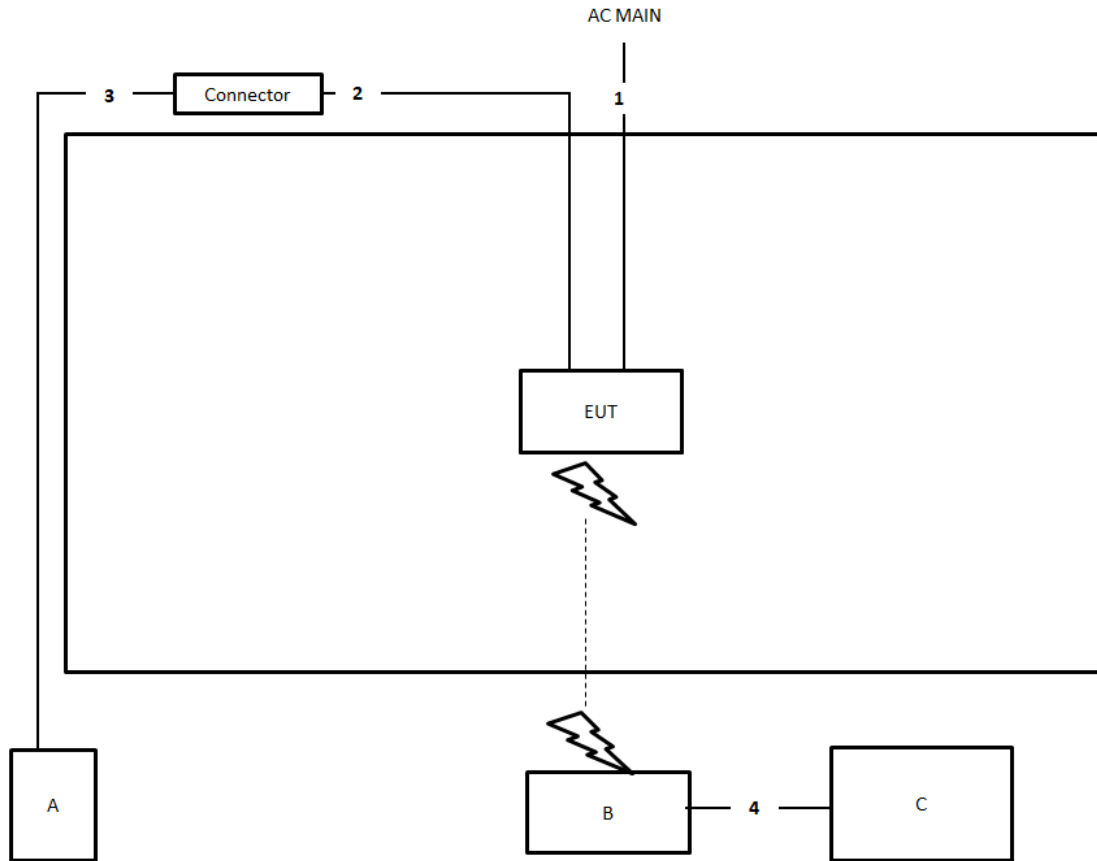


Test Setup Diagram - Radiated Test Below 1GHz and Above 1GHz - Non-beamforming mode



Item	Connection	Shielded	Length
1	Power cable	No	1.8m
2	RJ-45 cable	No	2m
3	RJ-45 cable	No	10m

Test Setup Diagram - Radiated Test Above 1GHz - Beamforming mode



Item	Connection	Shielded	Length
1	Power cable	No	1.8m
2	RJ-45 cable	No	2m
3	RJ-45 cable	No	10m
4	RJ-45 cable	No	1.5m



3 Transmitter Test Result

3.1 AC Power-line Conducted Emissions

3.1.1 AC Power-line Conducted Emissions Limit

AC Power-line Conducted Emissions Limit		
Frequency Emission (MHz)	Quasi-Peak	Average
0.15-0.5	66 - 56 *	56 - 46 *
0.5-5	56	46
5-30	60	50

Note 1: * Decreases with the logarithm of the frequency.

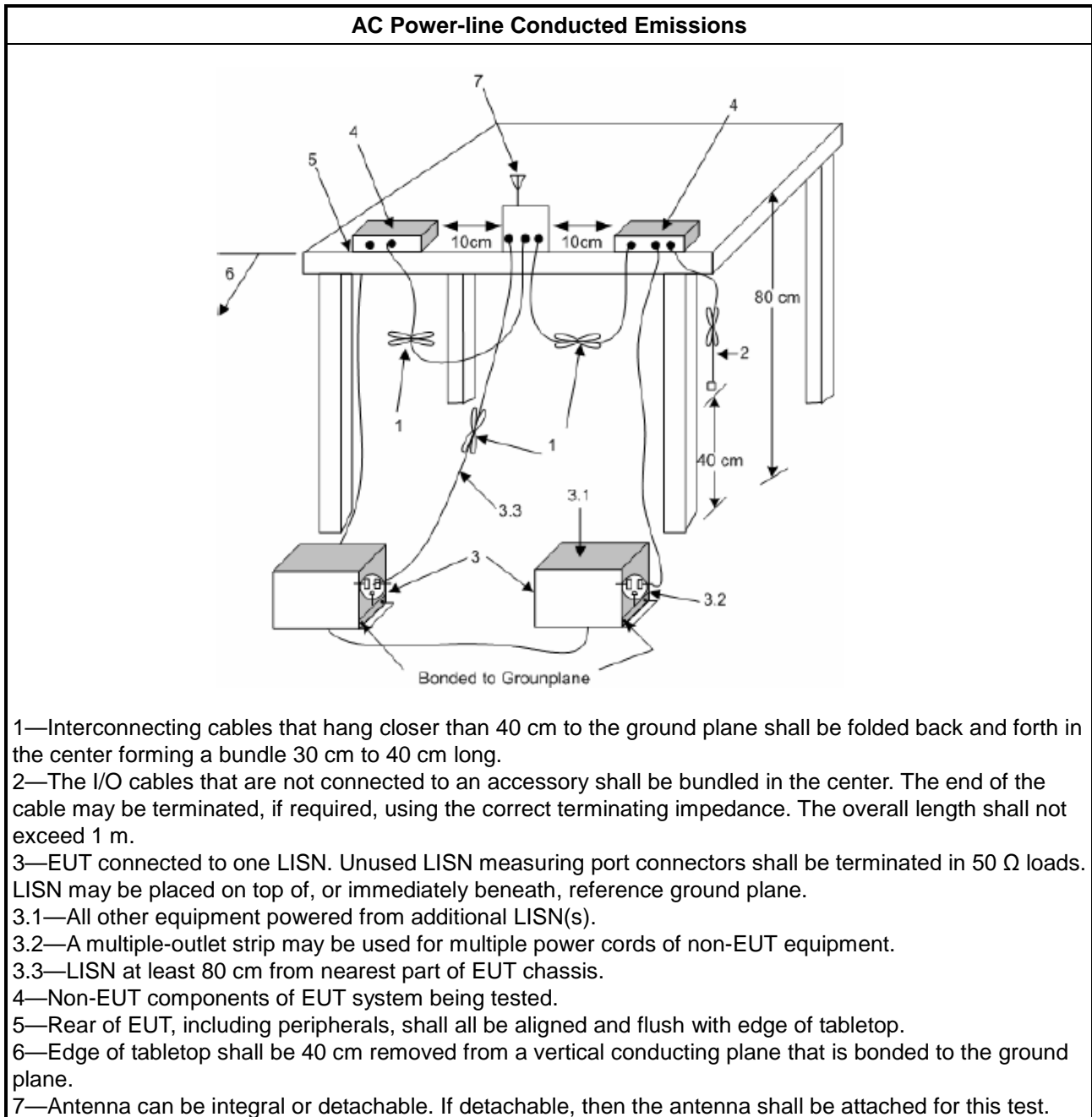
3.1.2 Measuring Instruments

Refer a test equipment and calibration data table in this test report.

3.1.3 Test Procedures

Test Method
<input checked="" type="checkbox"/> Refer as ANSI C63.10-2013, clause 6.2 for AC power-line conducted emissions.

3.1.4 Test Setup



3.1.5 Test Result of AC Power-line Conducted Emissions

Refer as Appendix A

3.2 DTS Bandwidth

3.2.1 6dB Bandwidth Limit

6dB Bandwidth Limit
Systems using digital modulation techniques:
<ul style="list-style-type: none"> ▪ 6 dB bandwidth \geq 500 kHz.

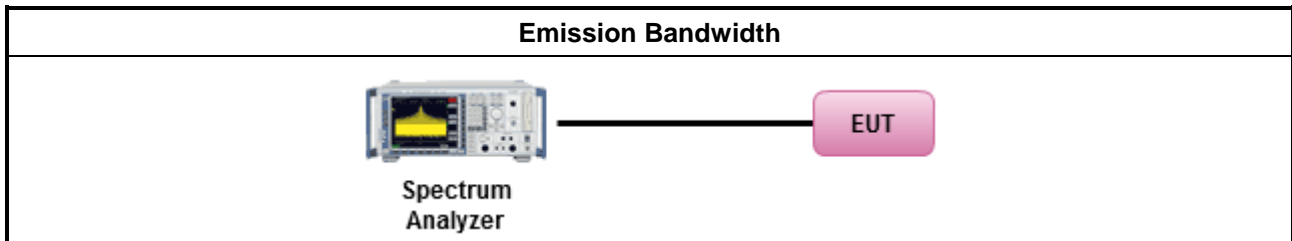
3.2.2 Measuring Instruments

Refer a test equipment and calibration data table in this test report.

3.2.3 Test Procedures

Test Method
<ul style="list-style-type: none"> ▪ For the emission bandwidth shall be measured using one of the options below:
<input checked="" type="checkbox"/> Refer as FCC KDB 558074, clause 8.2 & C63.10 clause 11.8.1 Option 1 for 6 dB bandwidth measurement.
<input type="checkbox"/> Refer as FCC KDB 558074, clause 8.2 & C63.10 clause 11.8.2 Option 2 for 6 dB bandwidth measurement.
<input type="checkbox"/> Refer as ANSI C63.10, clause 6.9.1 for occupied bandwidth testing.

3.2.4 Test Setup



3.2.5 Test Result of Emission Bandwidth

Refer as Appendix B



3.3 Maximum Conducted Output Power

3.3.1 Maximum Conducted Output Power Limit

Maximum Conducted Output Power Limit	
	<ul style="list-style-type: none"> ▪ If $G_{TX} \leq 6$ dBi, then $P_{Out} \leq 30$ dBm (1 W)
	<ul style="list-style-type: none"> ▪ Point-to-multipoint systems (P2M): If $G_{TX} > 6$ dBi, then $P_{Out} = 30 - (G_{TX} - 6)$ dBm
	<ul style="list-style-type: none"> ▪ Point-to-point systems (P2P): If $G_{TX} > 6$ dBi, then $P_{Out} = 30 - (G_{TX} - 6)/3$ dBm
	<ul style="list-style-type: none"> ▪ Smart antenna system (SAS):
	<ul style="list-style-type: none"> - Single beam: If $G_{TX} > 6$ dBi, then $P_{Out} = 30 - (G_{TX} - 6)/3$ dBm
	<ul style="list-style-type: none"> - Overlap beam: If $G_{TX} > 6$ dBi, then $P_{Out} = 30 - (G_{TX} - 6)/3$ dBm
	<ul style="list-style-type: none"> - Aggregate power on all beams: If $G_{TX} > 6$ dBi, then $P_{Out} = 30 - (G_{TX} - 6)/3 + 8$ dB dBm
P_{Out} = maximum peak conducted output power or maximum conducted output power in dBm, G_{TX} = the maximum transmitting antenna directional gain in dBi.	

3.3.2 Measuring Instruments


Refer a test equipment and calibration data table in this test report.

3.3.3 Test Procedures

Test Method	
	<ul style="list-style-type: none"> ▪ Maximum Peak Conducted Output Power
	<input type="checkbox"/> Refer as FCC KDB 558074, clause 8.3.1.1 & C63.10 clause 11.9.1.1 (RBW \geq EBW method).
	<input type="checkbox"/> Refer as FCC KDB 558074, clause 8.3.1.3 & C63.10 clause 11.9.1.3 (peak power meter).
	<ul style="list-style-type: none"> ▪ Maximum Conducted Output Power
	[duty cycle \geq 98% or external video / power trigger]
	<input type="checkbox"/> Refer as FCC KDB 558074, clause 8.3.2.2 & C63.10 clause 11.9.2.2.2 Method AVGSA-1.
	<input type="checkbox"/> Refer as FCC KDB 558074, clause 8.3.2.2 & C63.10 clause 11.9.2.2.3 Method AVGSA-1A. (alternative)
	duty cycle < 98% and average over on/off periods with duty factor
	<input type="checkbox"/> Refer as FCC KDB 558074, clause 8.3.2.2 & C63.10 clause 11.9.2.2.4 Method AVGSA-2.
	<input type="checkbox"/> Refer as FCC KDB 558074, clause 8.3.2.2 & C63.10 clause 11.9.2.2.5 Method AVGSA-2A (alternative)
	<input type="checkbox"/> Refer as FCC KDB 558074, clause 8.3.2.2 & C63.10 clause 11.9.2.2.6 Method AVGSA-3
	<input type="checkbox"/> Refer as FCC KDB 558074, clause 8.3.2.2 & C63.10 clause 11.9.2.2.7 Method AVGSA-3A (alternative)
	Measurement using a power meter (PM)
	<input type="checkbox"/> Refer as FCC KDB 558074, clause 8.3.2.3 & C63.10 clause 11.9.2.3.1 Method AVGPM (using an RF average power meter).
	<input checked="" type="checkbox"/> Refer as FCC KDB 558074, clause 8.3.2.3 & C63.10 clause 11.9.2.3.2 Method AVGPM-G (using an gate RF average power meter).

<ul style="list-style-type: none"> ▪ For conducted measurement. 	
	<ul style="list-style-type: none"> ▪ If the EUT supports multiple transmit chains using options given below: Refer as FCC KDB 662911, In-band power measurements. Using the measure-and-sum approach, measured all transmit ports individually. Sum the power (in linear power units e.g., mW) of all ports for each individual sample and save them.
	<ul style="list-style-type: none"> ▪ If multiple transmit chains, EIRP calculation could be following as methods: $P_{total} = P_1 + P_2 + \dots + P_n$ (calculated in linear unit [mW] and transfer to log unit [dBm]) $EIRP_{total} = P_{total} + DG$

3.3.4 Test Setup



3.3.5 Test Result of Maximum Conducted Output Power

Refer as Appendix C

3.4 Power Spectral Density

3.4.1 Power Spectral Density Limit

Power Spectral Density Limit
<ul style="list-style-type: none"> Power Spectral Density (PSD) \leq 8 dBm/3kHz

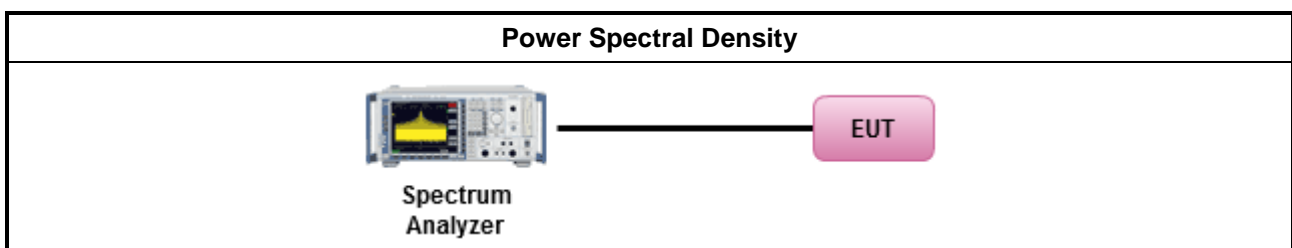
3.4.2 Measuring Instruments

Refer a test equipment and calibration data table in this test report.

3.4.3 Test Procedures

Test Method			
<ul style="list-style-type: none"> Peak power spectral density procedures that the same method as used to determine the conducted output power. If maximum peak conducted output power was measured to demonstrate compliance to the output power limit, then the peak PSD procedure below (Method PKPSD) shall be used. If maximum conducted output power was measured to demonstrate compliance to the output power limit, then one of the average PSD procedures shall be used, as applicable based on the following criteria (the peak PSD procedure is also an acceptable option). 			
<input checked="" type="checkbox"/> Refer as FCC KDB 558074, clause 8.4 & C63.10 clause 11.10 Method Max. PSD.			
<ul style="list-style-type: none"> For conducted measurement. <ul style="list-style-type: none"> If The EUT supports multiple transmit chains using options given below: <table border="1" style="width: 100%;"> <tbody> <tr> <td> <input checked="" type="checkbox"/> Option 1: Measure and sum the spectra across the outputs. Refer as FCC KDB 662911, In-band power spectral density (PSD). Sample all transmit ports simultaneously using a spectrum analyzer for each transmit port. Where the trace bin-by-bin of each transmit port summing can be performed. (i.e., in the first spectral bin of output 1 is summed with that in the first spectral bin of output 2 and that from the first spectral bin of output 3, and so on up to the NTX output to obtain the value for the first frequency bin of the summed spectrum.). Add up the amplitude (power) values for the different transmit chains and use this as the new data trace. </td> </tr> <tr> <td> <input type="checkbox"/> Option 2: Measure and sum spectral maxima across the outputs. With this technique, spectra are measured at each output of the device at the required resolution bandwidth. The maximum value (peak) of each spectrum is determined. These maximum values are then summed mathematically in linear power units across the outputs. These operations shall be performed separately over frequency spans that have different out-of-band or spurious emission limits, </td> </tr> <tr> <td> <input type="checkbox"/> Option 3: Measure and add 10 log(N) dB, where N is the number of transmit chains. Refer as FCC KDB 662911, In-band power spectral density (PSD). Performed at each transmit chains and each transmit chains shall be compared with the limit have been reduced with 10 log(N). Or each transmit chains shall be add 10 log(N) to compared with the limit. </td> </tr> </tbody> </table> 	<input checked="" type="checkbox"/> Option 1: Measure and sum the spectra across the outputs. Refer as FCC KDB 662911, In-band power spectral density (PSD). Sample all transmit ports simultaneously using a spectrum analyzer for each transmit port. Where the trace bin-by-bin of each transmit port summing can be performed. (i.e., in the first spectral bin of output 1 is summed with that in the first spectral bin of output 2 and that from the first spectral bin of output 3, and so on up to the NTX output to obtain the value for the first frequency bin of the summed spectrum.). Add up the amplitude (power) values for the different transmit chains and use this as the new data trace.	<input type="checkbox"/> Option 2: Measure and sum spectral maxima across the outputs. With this technique, spectra are measured at each output of the device at the required resolution bandwidth. The maximum value (peak) of each spectrum is determined. These maximum values are then summed mathematically in linear power units across the outputs. These operations shall be performed separately over frequency spans that have different out-of-band or spurious emission limits,	<input type="checkbox"/> Option 3: Measure and add 10 log(N) dB, where N is the number of transmit chains. Refer as FCC KDB 662911, In-band power spectral density (PSD). Performed at each transmit chains and each transmit chains shall be compared with the limit have been reduced with 10 log(N). Or each transmit chains shall be add 10 log(N) to compared with the limit.
<input checked="" type="checkbox"/> Option 1: Measure and sum the spectra across the outputs. Refer as FCC KDB 662911, In-band power spectral density (PSD). Sample all transmit ports simultaneously using a spectrum analyzer for each transmit port. Where the trace bin-by-bin of each transmit port summing can be performed. (i.e., in the first spectral bin of output 1 is summed with that in the first spectral bin of output 2 and that from the first spectral bin of output 3, and so on up to the NTX output to obtain the value for the first frequency bin of the summed spectrum.). Add up the amplitude (power) values for the different transmit chains and use this as the new data trace.			
<input type="checkbox"/> Option 2: Measure and sum spectral maxima across the outputs. With this technique, spectra are measured at each output of the device at the required resolution bandwidth. The maximum value (peak) of each spectrum is determined. These maximum values are then summed mathematically in linear power units across the outputs. These operations shall be performed separately over frequency spans that have different out-of-band or spurious emission limits,			
<input type="checkbox"/> Option 3: Measure and add 10 log(N) dB, where N is the number of transmit chains. Refer as FCC KDB 662911, In-band power spectral density (PSD). Performed at each transmit chains and each transmit chains shall be compared with the limit have been reduced with 10 log(N). Or each transmit chains shall be add 10 log(N) to compared with the limit.			

3.4.4 Test Setup





3.4.5 Test Result of Power Spectral Density

Refer as Appendix D

3.5 Emissions in Non-restricted Frequency Bands

3.5.1 Emissions in Non-restricted Frequency Bands Limit

Un-restricted Band Emissions Limit	
RF output power procedure	Limit (dBc)
Peak output power procedure	20
Average output power procedure	30

Note 1: If the peak output power procedure is used to measure the fundamental emission power to demonstrate compliance to requirements, then the peak conducted output power measured within any 100 kHz outside the authorized frequency band shall be attenuated by at least 20 dB relative to the maximum measured in-band peak PSD level.

Note 2: If the average output power procedure is used to measure the fundamental emission power to demonstrate compliance to requirements, then the power in any 100 kHz outside of the authorized frequency band shall be attenuated by at least 30 dB relative to the maximum measured in-band average PSD level.

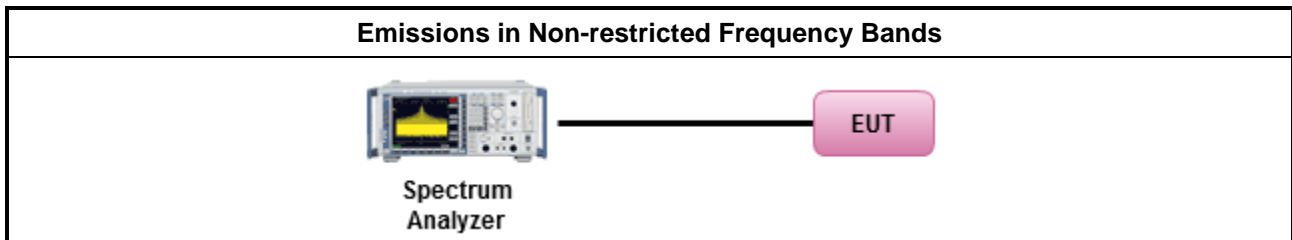
3.5.2 Measuring Instruments

Refer a test equipment and calibration data table in this test report.

3.5.3 Test Procedures

Test Method
<ul style="list-style-type: none"> Refer as FCC KDB 558074, clause 8.5 for unwanted emissions into non-restricted bands.

3.5.4 Test Setup



3.5.5 Test Result of Emissions in Non-restricted Frequency Bands

Refer as Appendix E



3.6 Emissions in Restricted Frequency Bands

3.6.1 Emissions in Restricted Frequency Bands Limit

Restricted Band Emissions Limit			
Frequency Range (MHz)	Field Strength (uV/m)	Field Strength (dBuV/m)	Measure Distance (m)
0.009~0.490	2400/F(kHz)	48.5 - 13.8	300
0.490~1.705	24000/F(kHz)	33.8 - 23	30
1.705~30.0	30	29	30
30~88	100	40	3
88~216	150	43.5	3
216~960	200	46	3
Above 960	500	54	3

Note 1: Test distance for frequencies at or above 30 MHz, measurements may be performed at a distance other than the limit distance provided they are not performed in the near field and the emissions to be measured can be detected by the measurement equipment. When performing measurements at a distance other than that specified, the results shall be extrapolated to the specified distance using an extrapolation factor of 20 dB/decade (inverse of linear distance for field-strength measurements, inverse of linear distance-squared for power-density measurements).

Note 2: Test distance for frequencies at below 30 MHz, measurements may be performed at a distance closer than the EUT limit distance; however, an attempt should be made to avoid making measurements in the near field. When performing measurements below 30 MHz at a closer distance than the limit distance, the results shall be extrapolated to the specified distance by either making measurements at a minimum of two or more distances on at least one radial to determine the proper extrapolation factor or by using the square of an inverse linear distance extrapolation factor (40 dB/decade). The test report shall specify the extrapolation method used to determine compliance of the EUT.

Note 3: Using the distance of 1m during the test for above 18 GHz, and the test value to correct for the distance factor at 3m.

3.6.2 Measuring Instruments

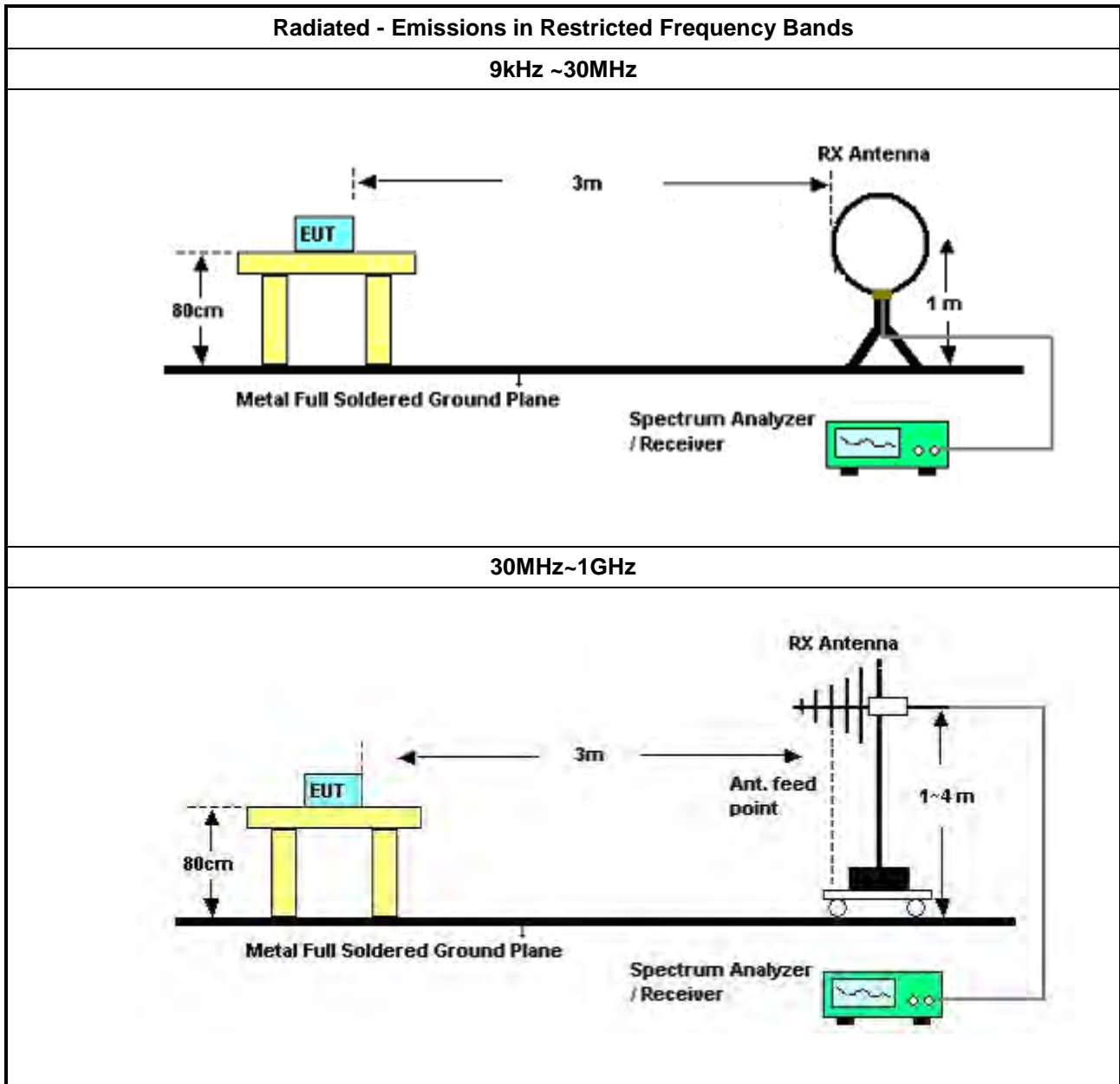
Refer a test equipment and calibration data table in this test report.

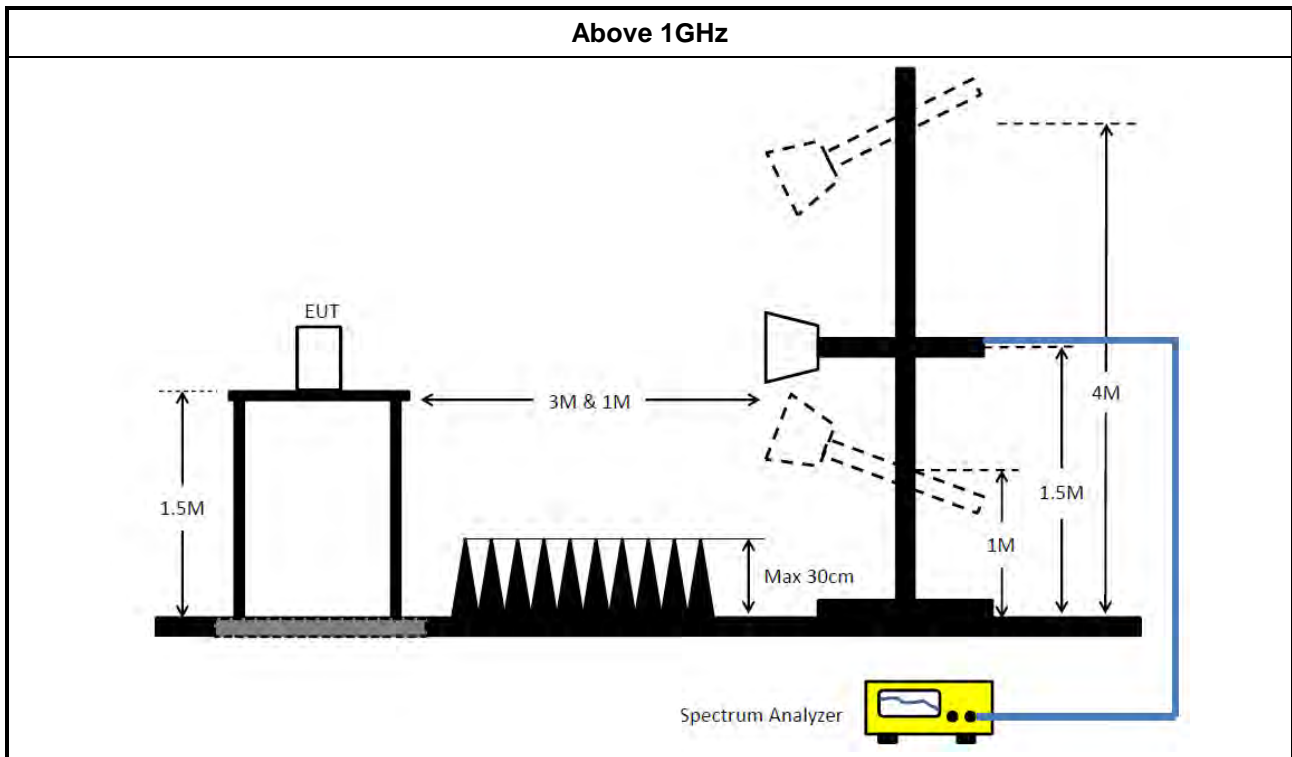


3.6.3 Test Procedures

Test Method	
<ul style="list-style-type: none"> ▪ The average emission levels shall be measured in [duty cycle ≥ 98 or duty factor]. 	
<ul style="list-style-type: none"> ▪ Refer as ANSI C63.10, clause 6.10.3 band-edge testing shall be performed at the lowest frequency channel and highest frequency channel within the allowed operating band. 	
<ul style="list-style-type: none"> ▪ For the transmitter unwanted emissions shall be measured using following options below: 	
	<ul style="list-style-type: none"> ▪ Refer as FCC KDB 558074, clause 8.6 for unwanted emissions into restricted bands.
	<input type="checkbox"/> Refer as FCC KDB 558074, clause 8.6 & C63.10 clause 11.12.2.5.1(trace averaging for duty cycle ≥98%).
	<input type="checkbox"/> Refer as FCC KDB 558074, clause 8.6 & C63.10 clause 11.12.2.5.2(trace averaging + duty factor).
	<input checked="" type="checkbox"/> Refer as FCC KDB 558074, clause 8.6 & C63.10 clause 11.12.2.5.3(Reduced VBW≥1/T).
	<input type="checkbox"/> Refer as ANSI C63.10, clause 11.12.2.5.3 (Reduced VBW). VBW ≥ 1/T, where T is pulse time.
	<input type="checkbox"/> Refer as ANSI C63.10, clause 7.5 average value of pulsed emissions.
	<input checked="" type="checkbox"/> Refer as FCC KDB 558074, clause 8.6 & C63.10 clause 11.12.2.4 measurement procedure peak limit.
<ul style="list-style-type: none"> ▪ For the transmitter band-edge emissions shall be measured using following options below: 	
	<ul style="list-style-type: none"> ▪ Refer as FCC KDB 558074 clause 8.7 & C63.10 clause 11.13.1, When the performing peak or average radiated measurements, emissions within 2 MHz of the authorized band edge may be measured using the marker-delta method described below.
	<ul style="list-style-type: none"> ▪ Refer as FCC KDB 558074, clause 8.7 (ANSI C63.10, clause 6.10.6) for marker-delta method for band-edge measurements.
	<ul style="list-style-type: none"> ▪ Refer as FCC KDB 558074, clause 8.7 for narrower resolution bandwidth (100kHz) using the band power and summing the spectral levels (i.e., 1 MHz).
	<ul style="list-style-type: none"> ▪ For conducted unwanted emissions into restricted bands (absolute emission limits). Devices with multiple transmit chains using options given below: (1) Measure and sum the spectra across the outputs or (2) Measure and add 10 log(N) dB
	<ul style="list-style-type: none"> ▪ For FCC KDB 662911 The methodology described here may overestimate array gain, thereby resulting in apparent failures to satisfy the out-of-band limits even if the device is actually compliant. In such cases, compliance may be demonstrated by performing radiated tests around the frequencies at which the apparent failures occurred.

3.6.4 Test Setup





3.6.5 Measurement Results Calculation

The measured Level is calculated using:
 Corrected Reading: Antenna Factor + Cable Loss + Read Level - Preamp Factor = Level.

3.6.6 Emissions in Restricted Frequency Bands (Below 30MHz)

There is a comparison data of both open-field test site and alternative test site - semi-Anechoic chamber according to KDB414788 Radiated Test Site, and the result came out very similar.

All amplitude of spurious emissions that are attenuated by more than 20 dB below the permissible value has no need to be reported.

The radiated emissions were investigated from 9 kHz or the lowest frequency generated within the device, up to the 10 harmonic or 40 GHz, whichever is appropriate.

3.6.7 Test Result of Emissions in Restricted Frequency Bands

Refer as Appendix F



4 Test Equipment and Calibration Data

Instrument	Manufacturer	Model No.	Serial No.	Characteristics	Calibration Date	Calibration Due Date	Remark
EMI Receiver	Agilent	N9038A	MY54130031	9kHz ~ 8.45GHz	Nov. 08, 2019	Nov. 07, 2020	Conduction (CO01-CB)
LISN	F.C.C.	FCC-LISN-50-16-2	04083	150kHz ~ 100MHz	Dec. 25, 2019	Dec. 24, 2020	Conduction (CO01-CB)
LISN	Schwarzbeck	NSLK 8127	8127650	9kHz ~ 30MHz	Nov. 21, 2019	Nov. 20, 2020	Conduction (CO01-CB)
COND Cable	Woken	Cable	Low cable-CO01	9kHz ~ 30MHz	May 21, 2019	May 20, 2020	Conduction (CO01-CB)
Software	Audix	E3	6.120210n	-	N.C.R.	N.C.R.	Conduction (CO01-CB)
Loop Antenna	Teseq	HLA 6120	24155	9kHz - 30 MHz	Mar. 29, 2019	Mar. 28, 2020	Radiation (03CH05-CB)
Bilog Antenna with 6dB Attenuator	TESEQ & EMCI	CBL 6112D & N-6-06	35236 & AT-N0610	30MHz ~ 2GHz	Mar. 28, 2019	Mar. 27, 2020	Radiation (03CH05-CB)
Horn Antenna	SCHWARZBECK	BBHA9120D	BBHA 9120D-1291	1GHz~18GHz	Oct. 05, 2019	Oct. 04, 2020	Radiation (03CH05-CB)
Horn Antenna	SCHWARZBECK	BBHA 9170	BBHA9170507	15GHz ~ 40GHz	Jun. 12, 2019	Jun. 11, 2020	Radiation (03CH05-CB)
Pre-Amplifier	EMCI	EMC330N	980331	20MHz ~ 3GHz	May 01, 2019	Apr. 30, 2020	Radiation (03CH05-CB)
Pre-Amplifier	EMCI	EMC12630SE	980287	1GHz ~ 26.5GHz	Apr. 16, 2019	Apr. 15, 2020	Radiation (03CH05-CB)
Pre-Amplifier	MITEQ	TTA1840-35-HG	1864479	18GHz ~ 40GHz	Jul. 03, 2019	Jul. 02, 2020	Radiation (03CH05-CB)
Spectrum Analyzer	R&S	FSP40	100304	9kHz ~ 40GHz	Aug. 15, 2019	Aug. 14, 2020	Radiation (03CH05-CB)
EMI Test Receiver	R&S	ESCS	826547/017	9kHz ~ 2.75GHz	May 15, 2019	May 14, 2020	Radiation (03CH05-CB)
RF Cable-low	Woken	RG402	LOW Cable-04+23	30MHz~1GHz	Oct. 07, 2019	Oct. 06, 2020	Radiation (03CH05-CB)
RF Cable-high	Woken	RG402	High Cable-28	1GHz~18GHz	Oct. 07, 2019	Oct. 06, 2020	Radiation (03CH05-CB)
RF Cable-high	Woken	RG402	High Cable-04+28	1GHz~18GHz	Oct. 07, 2019	Oct. 06, 2020	Radiation (03CH05-CB)
RF Cable-high	Woken	RG402	High Cable-40G#1	18GHz ~ 40 GHz	Jul. 24, 2019	Jul. 23, 2020	Radiation (03CH05-CB)
RF Cable-high	Woken	RG402	High Cable-40G#2	18GHz ~ 40 GHz	Jul. 24, 2019	Jul. 23, 2020	Radiation (03CH05-CB)
Spectrum analyzer	R&S	FSV40	100979	9kHz~40GHz	Feb. 25, 2019	Feb. 24, 2020	Conducted (TH01-CB)
RF Cable-high	Woken	RG402	High Cable-06	1 GHz ~ 26.5 GHz	Oct. 07, 2019	Oct. 06, 2020	Conducted (TH01-CB)
RF Cable-high	Woken	RG402	High Cable-07	1 GHz ~26.5 GHz	Oct. 07, 2019	Oct. 06, 2020	Conducted (TH01-CB)



Instrument	Manufacturer	Model No.	Serial No.	Characteristics	Calibration Date	Calibration Due Date	Remark
RF Cable-high	Woken	RG402	High Cable-08	1 GHz –26.5 GHz	Oct. 07, 2019	Oct. 06, 2020	Conducted (TH01-CB)
RF Cable-high	Woken	RG402	High Cable-09	1 GHz –26.5 GHz	Oct. 07, 2019	Oct. 06, 2020	Conducted (TH01-CB)
RF Cable-high	Woken	RG402	High Cable-10	1 GHz –26.5 GHz	Oct. 07, 2019	Oct. 06, 2020	Conducted (TH01-CB)
RF Cable-high	Woken	RG402	High Cable-28	1 GHz –26.5 GHz	Nov. 18, 2019	Nov. 17, 2020	Conducted (TH01-CB)
Power Sensor	Anritsu	MA2411B	1126203	300MHz~40GHz	Sep. 11, 2019	Sep. 10, 2020	Conducted (TH01-CB)
Power Meter	Anritsu	ML2495A	1210004	300MHz~40GHz	Sep. 11, 2019	Sep. 10, 2020	Conducted (TH01-CB)

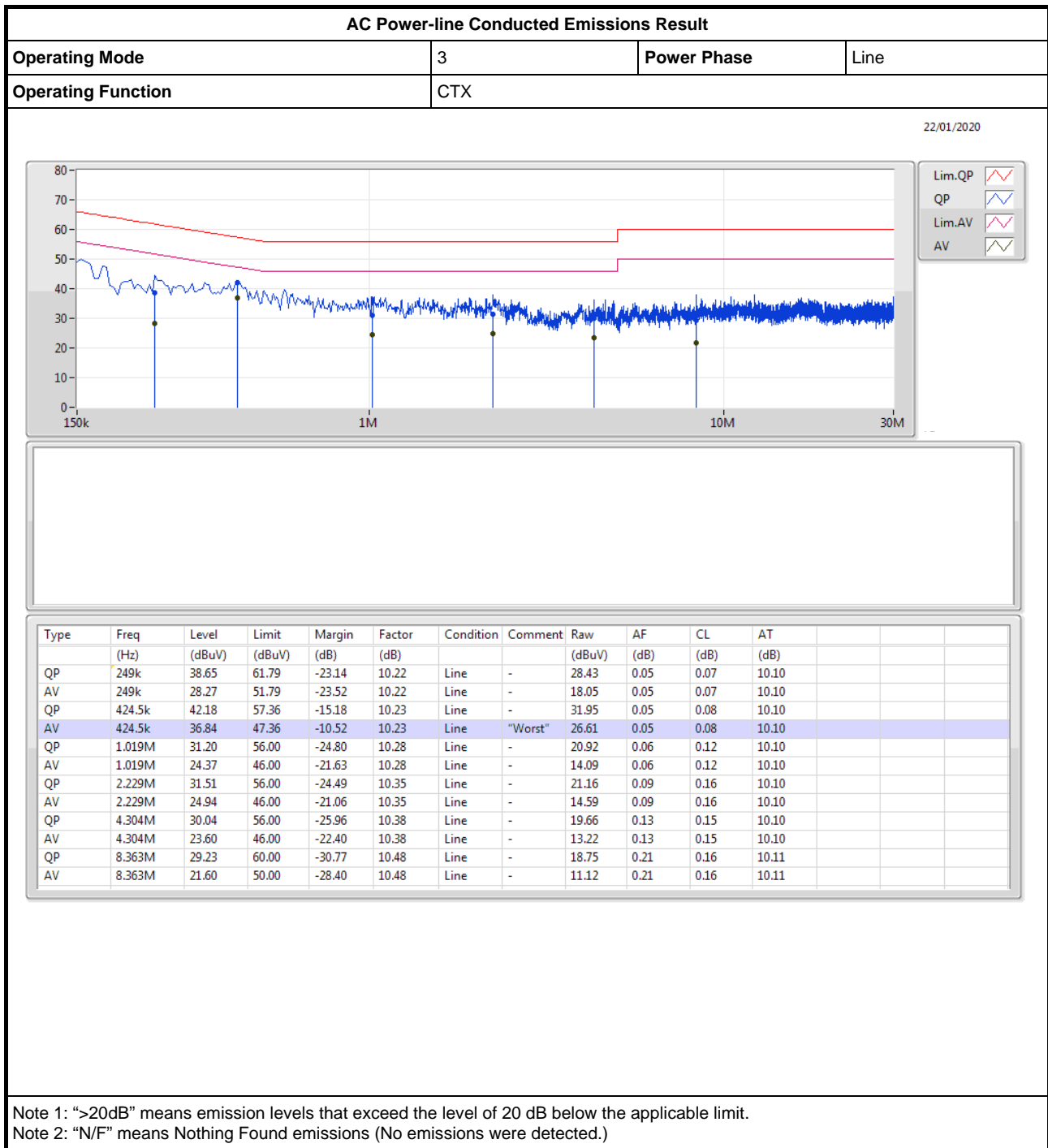
Note: Calibration Interval of instruments listed above is one year.

N.C.R. means Non-Calibration required.



AC Power-line Conducted Emissions Result

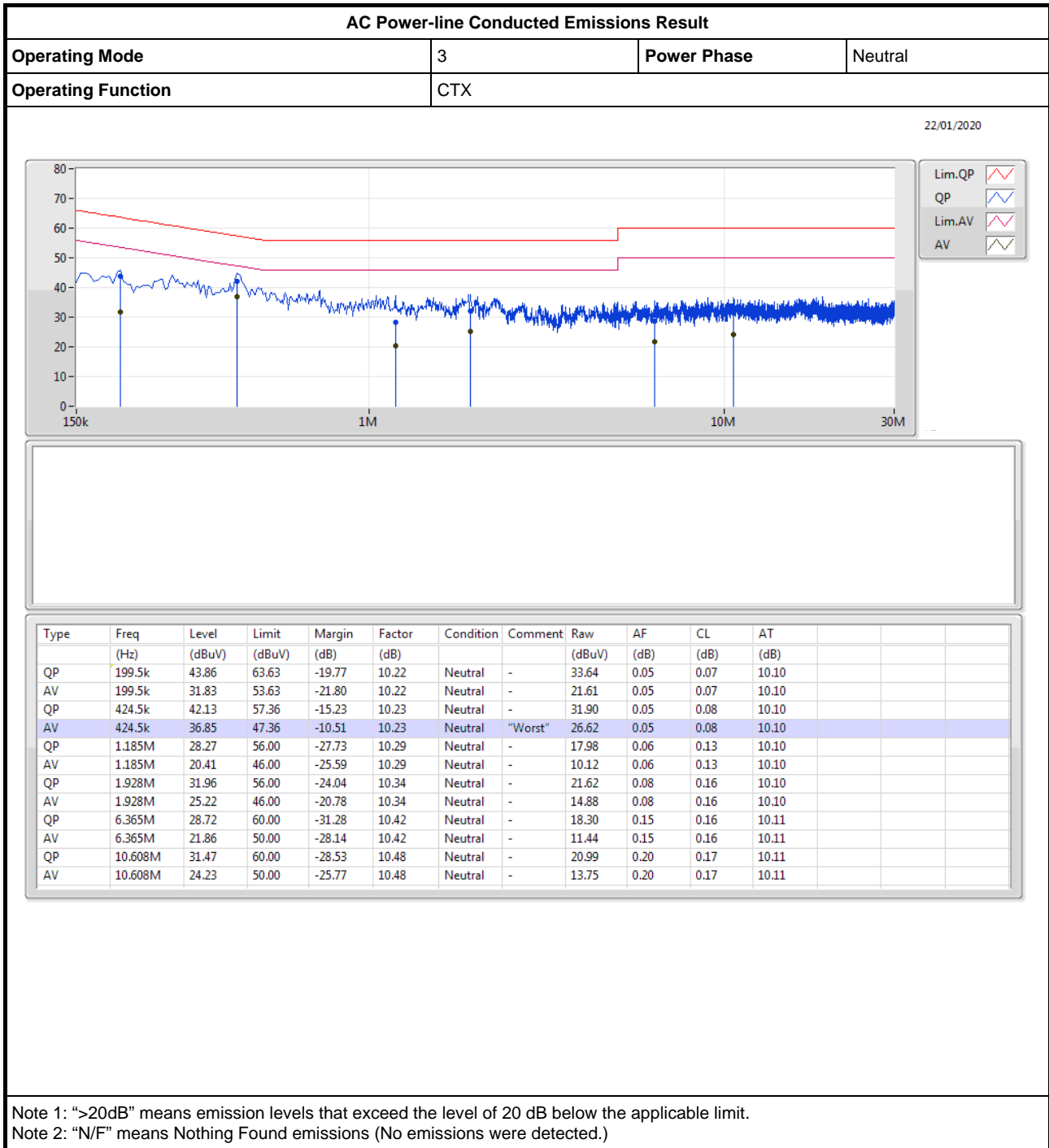
Appendix A





AC Power-line Conducted Emissions Result

Appendix A





For EUT 1:
Summary

Mode	Max-N dB (Hz)	Max-OBW (Hz)	ITU-Code	Min-N dB (Hz)	Min-OBW (Hz)
2.4-2.4835GHz	-	-	-	-	-
802.11b_Nss1,(1Mbps)_2TX	8.525M	13.318M	13M3G1D	6.05M	11.094M
802.11g_Nss1,(6Mbps)_2TX	16.375M	21.714M	21M7D1D	16.325M	16.692M
802.11ax HEW20_Nss2,(MCS0)_2TX	18.975M	19.94M	19M9D1D	18.8M	18.991M
802.11ax HEW40_Nss2,(MCS0)_2TX	37.7M	37.581M	37M6D1D	37M	37.431M
802.11ax HEW20-BF_Nss1,(MCS0)_2TX	18.95M	20.64M	20M6D1D	18.875M	18.966M
802.11ax HEW40-BF_Nss1,(MCS0)_2TX	37.65M	37.531M	37M5D1D	37.15M	37.481M

Max-N dB = Maximum 6dB down bandwidth; **Max-OBW** = Maximum 99% occupied bandwidth;
Min-N dB = Minimum 6dB down bandwidth; **Min-OBW** = Minimum 99% occupied bandwidth;

Result

Mode	Result	Limit (Hz)	Port 1-N dB (Hz)	Port 1-OBW (Hz)	Port 2-N dB (Hz)	Port 2-OBW (Hz)
802.11b_Nss1,(1Mbps)_2TX	-	-	-	-	-	-
2412MHz	Pass	500k	6.05M	11.694M	7.025M	11.294M
2437MHz	Pass	500k	8.525M	13.318M	8.025M	13.068M
2462MHz	Pass	500k	7M	11.094M	6.5M	11.144M
802.11g_Nss1,(6Mbps)_2TX	-	-	-	-	-	-
2412MHz	Pass	500k	16.35M	16.792M	16.35M	16.692M
2437MHz	Pass	500k	16.325M	21.214M	16.325M	21.714M
2462MHz	Pass	500k	16.35M	16.792M	16.375M	16.717M
802.11ax HEW20_Nss2,(MCS0)_2TX	-	-	-	-	-	-
2412MHz	Pass	500k	18.975M	18.991M	18.825M	19.015M
2437MHz	Pass	500k	18.9M	19.715M	18.8M	19.94M
2462MHz	Pass	500k	18.95M	19.015M	18.9M	19.015M
802.11ax HEW40_Nss2,(MCS0)_2TX	-	-	-	-	-	-
2422MHz	Pass	500k	37.7M	37.431M	37.55M	37.481M
2437MHz	Pass	500k	37.15M	37.481M	37M	37.581M
2452MHz	Pass	500k	37.55M	37.481M	37M	37.531M
802.11ax HEW20-BF_Nss1,(MCS0)_2TX	-	-	-	-	-	-
2412MHz	Pass	500k	18.95M	18.966M	18.95M	19.015M
2437MHz	Pass	500k	18.875M	20.365M	18.875M	20.64M
2462MHz	Pass	500k	18.95M	18.991M	18.9M	19.015M
802.11ax HEW40-BF_Nss1,(MCS0)_2TX	-	-	-	-	-	-
2422MHz	Pass	500k	37.15M	37.481M	37.65M	37.481M
2437MHz	Pass	500k	37.4M	37.531M	37.15M	37.531M
2452MHz	Pass	500k	37.45M	37.481M	37.3M	37.481M

Port X-N dB = Port X 6dB down bandwidth; Port X-OBW = Port X 99% occupied bandwidth;

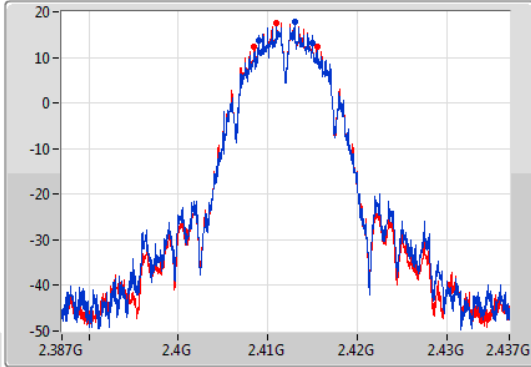
802.11b_Nss1,(1Mbps)_2TX

EBW

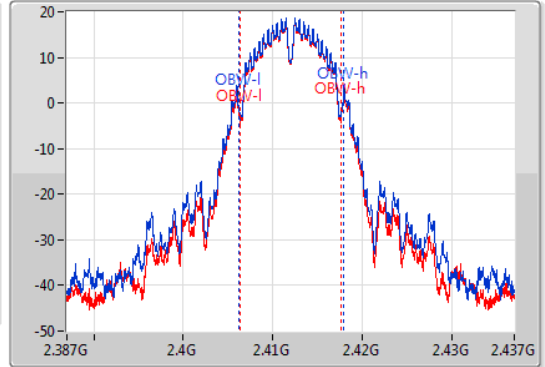
2412MHz

07/01/2020

CF
2.412GHz
Span
50MHz
RBW
100kHz
VBW
300kHz
Sweep Time
100ms
Detector Type
Peak



CF
2.412GHz
Span
50MHz
RBW
200kHz
VBW
1MHz
Sweep Time
100ms
Detector Type
Peak



6dB(Hz)	Fl-6dB(Hz)	Fh-6dB(Hz)	OBW(Hz)	Fl-OBW(Hz)	Fh-OBW(Hz)	Limit(Hz)	Port
6.05M	2.40895G	2.415G	11.694M	2.406178G	2.417872G	500k	1
7.025M	2.4085G	2.415525G	11.294M	2.406403G	2.417697G	500k	2

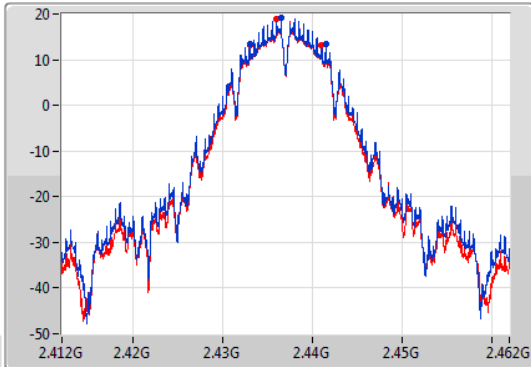
802.11b_Nss1,(1Mbps)_2TX

EBW

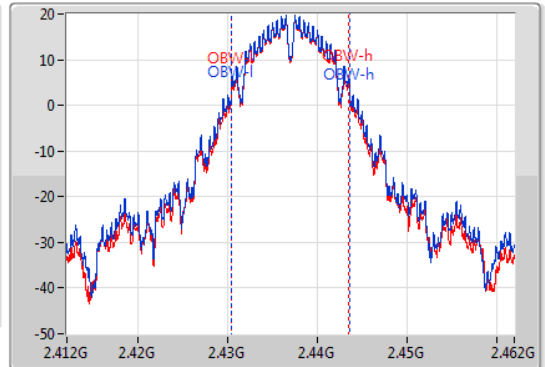
2437MHz

07/01/2020

CF
2.437GHz
Span
50MHz
RBW
100kHz
VBW
300kHz
Sweep Time
100ms
Detector Type
Peak



CF
2.437GHz
Span
50MHz
RBW
200kHz
VBW
1MHz
Sweep Time
100ms
Detector Type
Peak



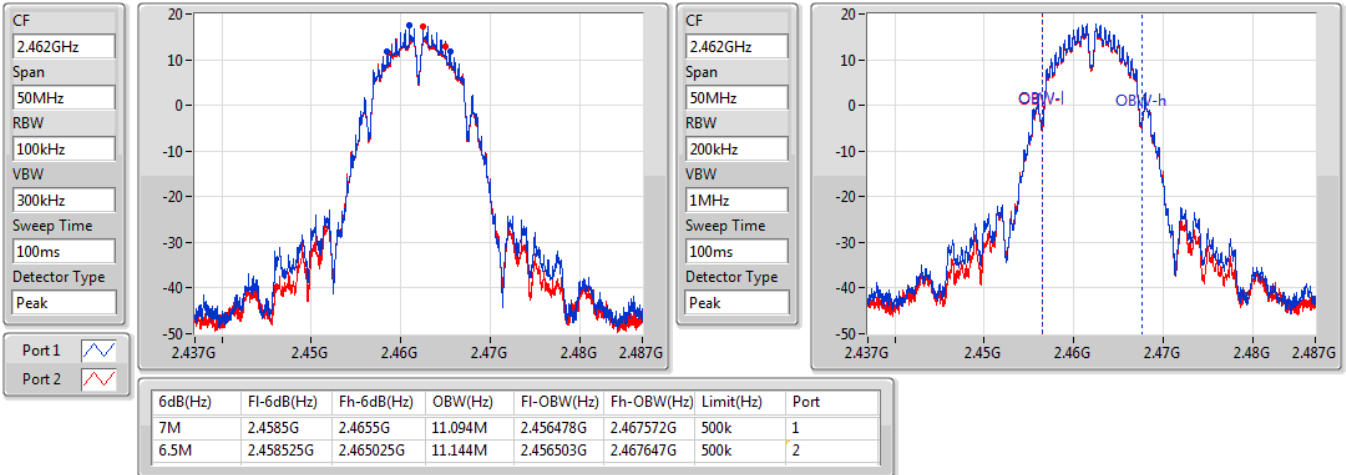
6dB(Hz)	Fl-6dB(Hz)	Fh-6dB(Hz)	OBW(Hz)	Fl-OBW(Hz)	Fh-OBW(Hz)	Limit(Hz)	Port
8.525M	2.432975G	2.4415G	13.318M	2.430353G	2.443672G	500k	1
8.025M	2.433G	2.441025G	13.068M	2.430453G	2.443522G	500k	2

802.11b_Nss1,(1Mbps)_2TX

EBW

2462MHz

07/01/2020

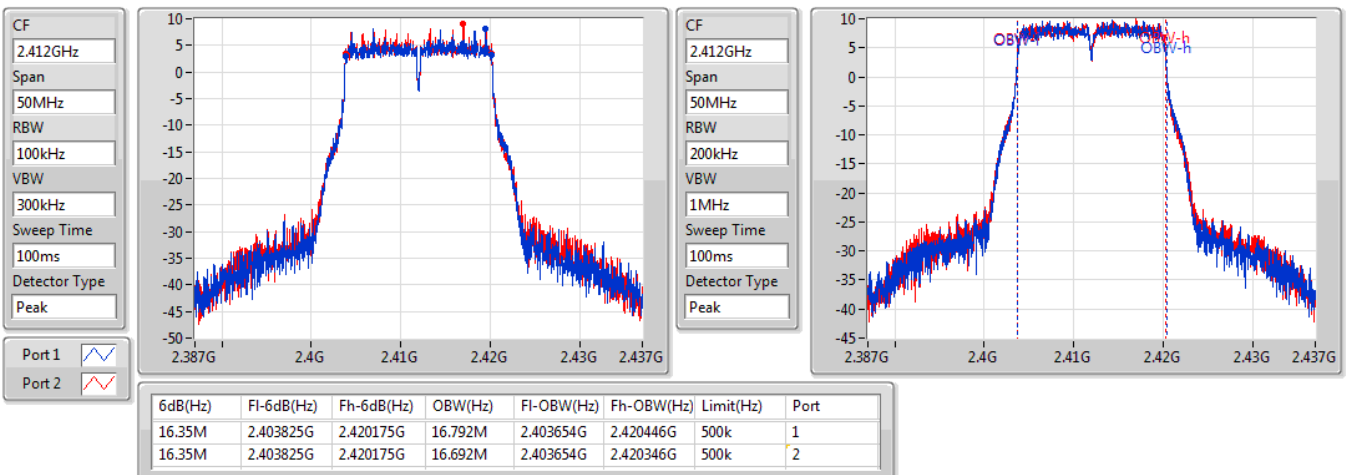


802.11g_Nss1,(6Mbps)_2TX

EBW

2412MHz

07/01/2020

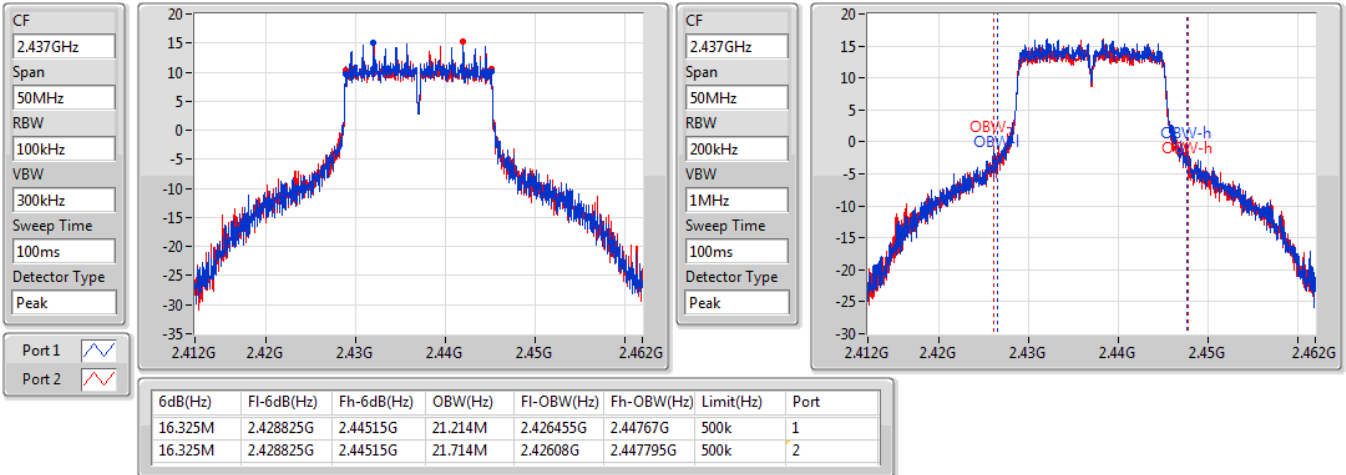


802.11g_Nss1,(6Mbps)_2TX

EBW

2437MHz

07/01/2020

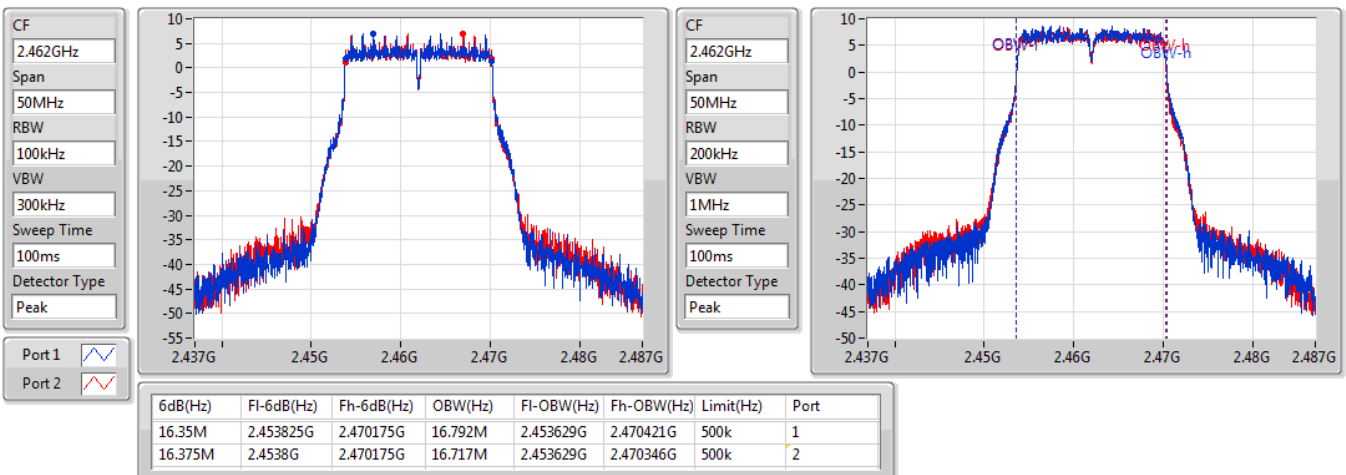


802.11g_Nss1,(6Mbps)_2TX

EBW

2462MHz

07/01/2020

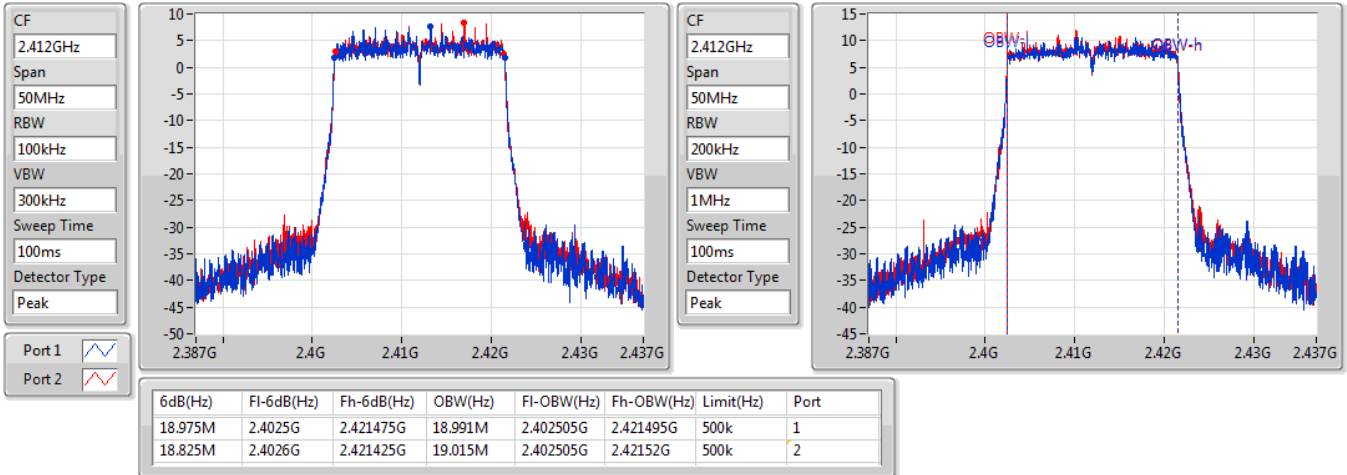


802.11ax HEW20_Nss2,(MCS0)_2TX

EBW

2412MHz

07/01/2020

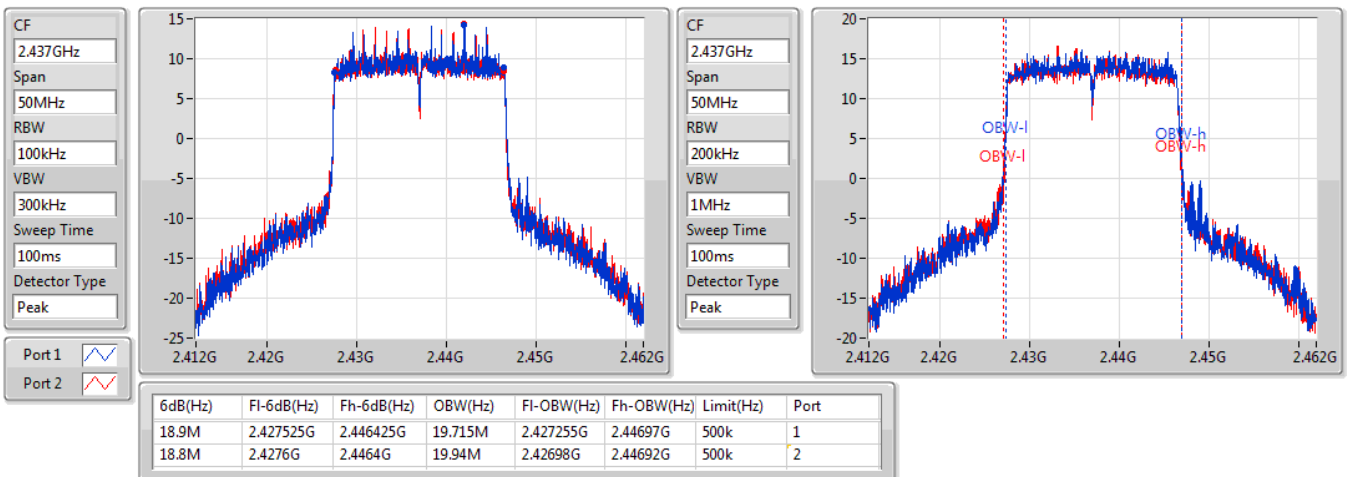


802.11ax HEW20_Nss2,(MCS0)_2TX

EBW

2437MHz

07/01/2020

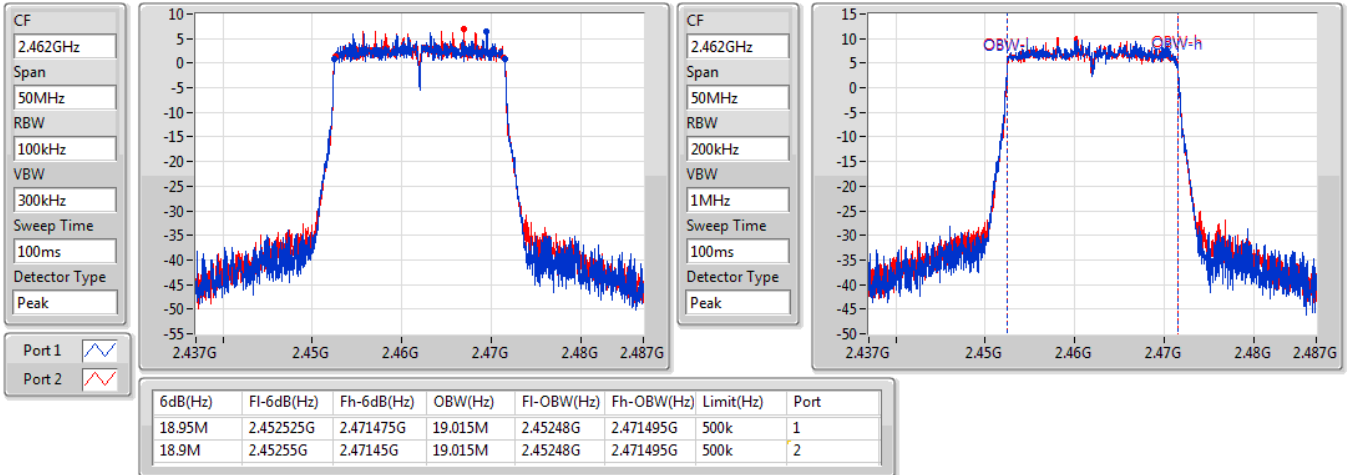


802.11ax HEW20_Nss2,(MCS0)_2TX

EBW

2462MHz

07/01/2020

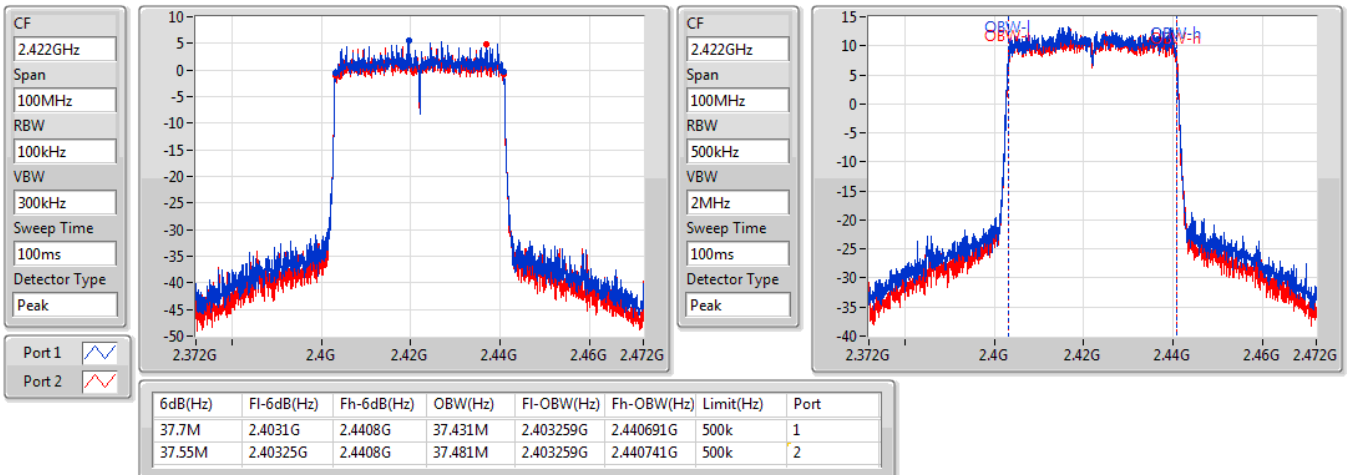


802.11ax HEW40_Nss2,(MCS0)_2TX

EBW

2422MHz

07/01/2020

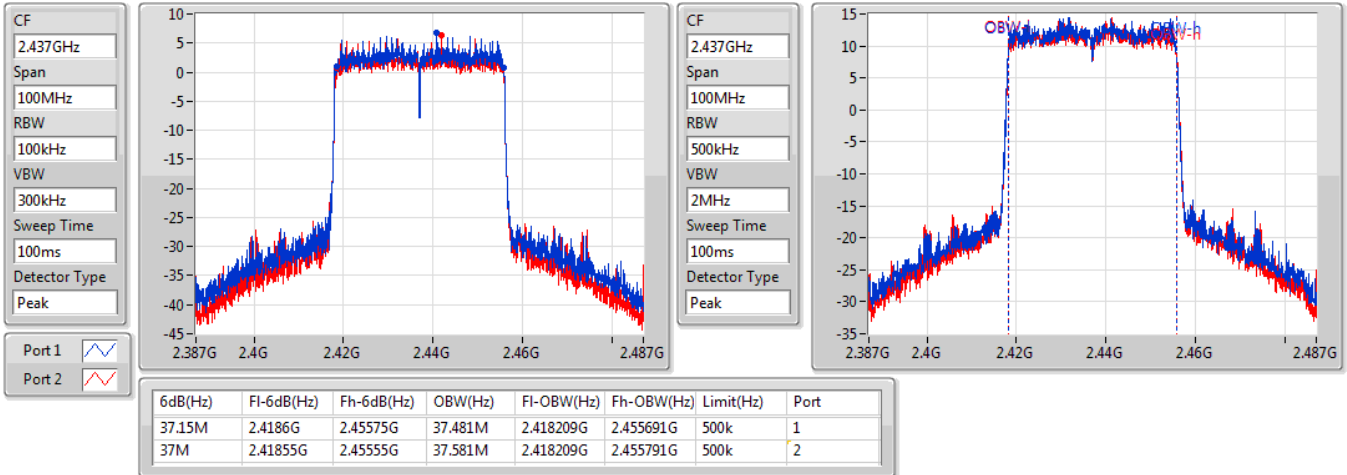


802.11ax HEW40_Nss2,(MCS0)_2TX

EBW

2437MHz

07/01/2020

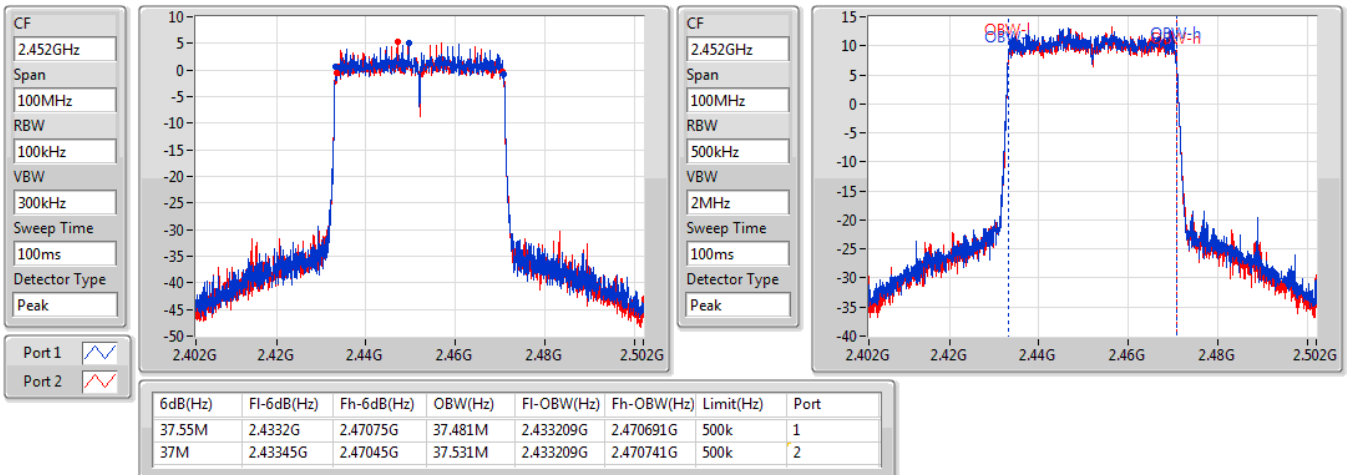


802.11ax HEW40_Nss2,(MCS0)_2TX

EBW

2452MHz

07/01/2020



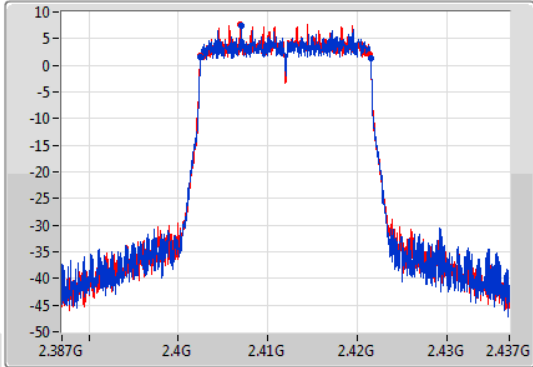
802.11ax HEW20-BF_Nss1,(MCS0)_2TX

EBW

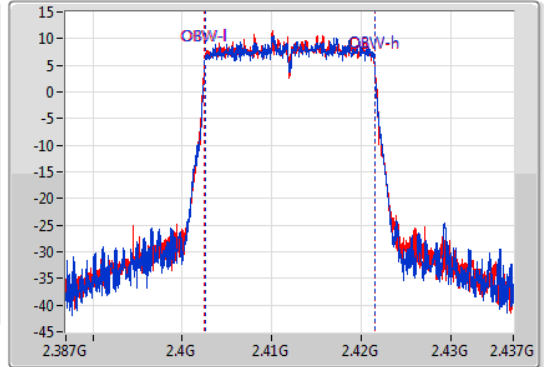
2412MHz

07/01/2020

CF
2.412GHz
Span
50MHz
RBW
100kHz
VBW
300kHz
Sweep Time
100ms
Detector Type
Peak



CF
2.412GHz
Span
50MHz
RBW
200kHz
VBW
1MHz
Sweep Time
100ms
Detector Type
Peak



6dB(Hz)	Fl-6dB(Hz)	Fh-6dB(Hz)	OBW(Hz)	Fl-OBW(Hz)	Fh-OBW(Hz)	Limit(Hz)	Port
18.95M	2.402525G	2.421475G	18.966M	2.40253G	2.421495G	500k	1
18.95M	2.4025G	2.42145G	19.015M	2.402505G	2.42152G	500k	2

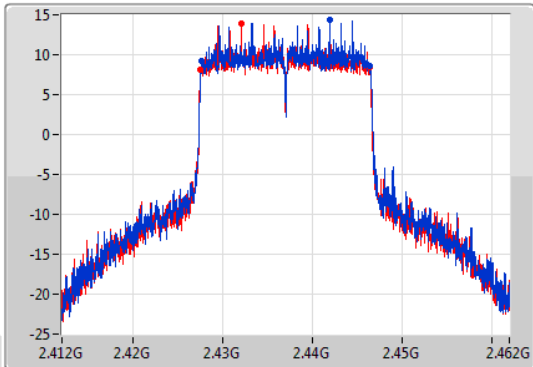
802.11ax HEW20-BF_Nss1,(MCS0)_2TX

EBW

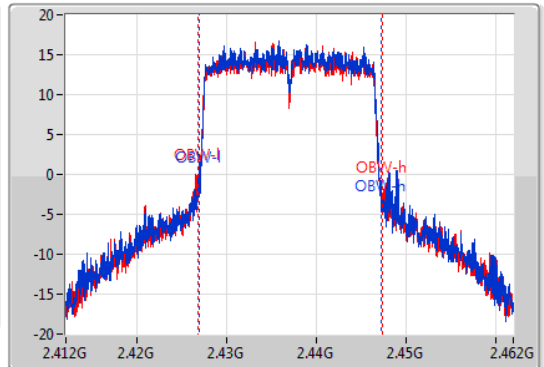
2437MHz

07/01/2020

CF
2.437GHz
Span
50MHz
RBW
100kHz
VBW
300kHz
Sweep Time
100ms
Detector Type
Peak



CF
2.437GHz
Span
50MHz
RBW
200kHz
VBW
1MHz
Sweep Time
100ms
Detector Type
Peak



6dB(Hz)	Fl-6dB(Hz)	Fh-6dB(Hz)	OBW(Hz)	Fl-OBW(Hz)	Fh-OBW(Hz)	Limit(Hz)	Port
18.875M	2.427575G	2.44645G	20.365M	2.42693G	2.447295G	500k	1
18.875M	2.427525G	2.4464G	20.64M	2.42673G	2.44737G	500k	2

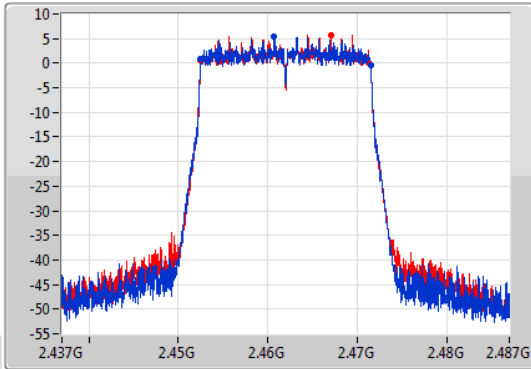
802.11ax HEW20-BF_Nss1,(MCS0)_2TX

EBW

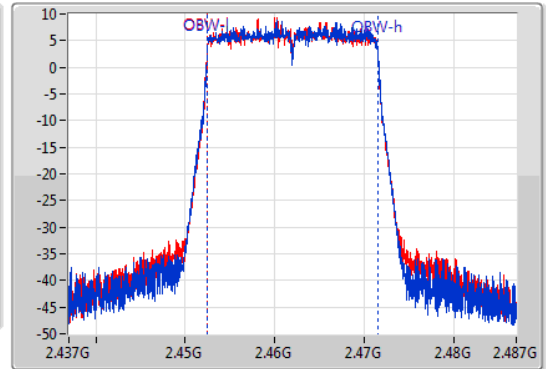
2462MHz

07/01/2020

CF
2.462GHz
Span
50MHz
RBW
100kHz
VBW
300kHz
Sweep Time
100ms
Detector Type
Peak



CF
2.462GHz
Span
50MHz
RBW
200kHz
VBW
1MHz
Sweep Time
100ms
Detector Type
Peak



6dB(Hz)	Fl-6dB(Hz)	Fh-6dB(Hz)	OBW(Hz)	Fl-OBW(Hz)	Fh-OBW(Hz)	Limit(Hz)	Port
18.95M	2.452525G	2.471475G	18.991M	2.452505G	2.471495G	500k	1
18.9M	2.452525G	2.471425G	19.015M	2.45248G	2.471495G	500k	2

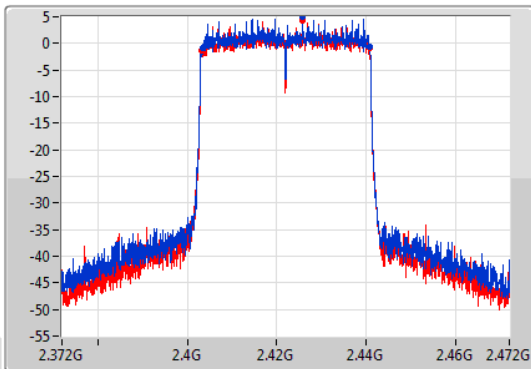
802.11ax HEW40-BF_Nss1,(MCS0)_2TX

EBW

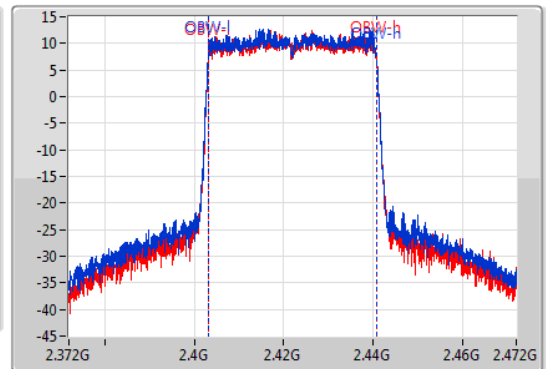
2422MHz

07/01/2020

CF
2.422GHz
Span
100MHz
RBW
100kHz
VBW
300kHz
Sweep Time
100ms
Detector Type
Peak



CF
2.422GHz
Span
100MHz
RBW
500kHz
VBW
2MHz
Sweep Time
100ms
Detector Type
Peak



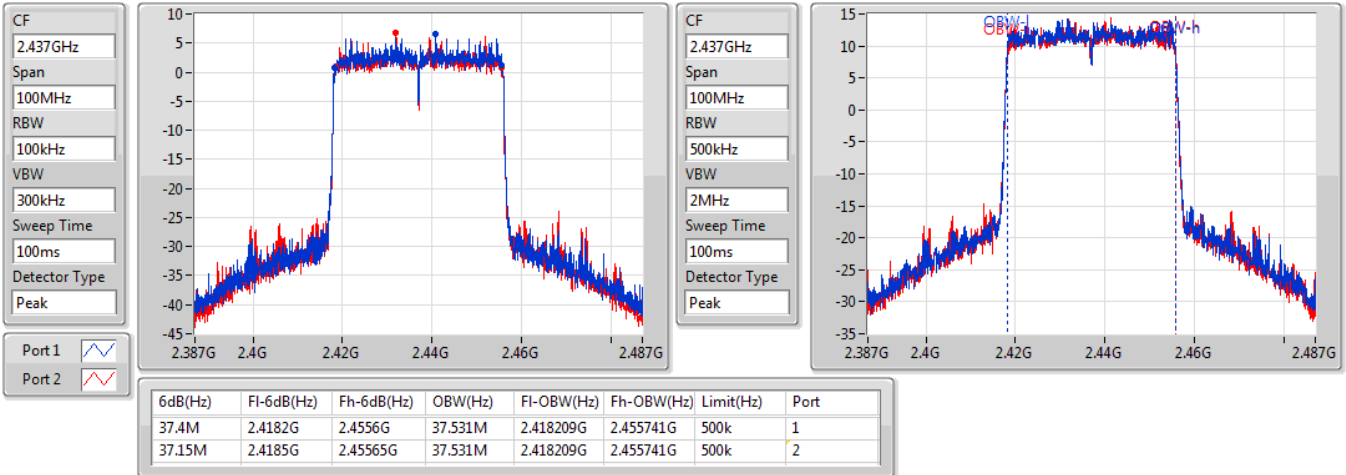
6dB(Hz)	Fl-6dB(Hz)	Fh-6dB(Hz)	OBW(Hz)	Fl-OBW(Hz)	Fh-OBW(Hz)	Limit(Hz)	Port
37.15M	2.40355G	2.4407G	37.481M	2.403209G	2.440691G	500k	1
37.65M	2.4032G	2.44085G	37.481M	2.403209G	2.440691G	500k	2

802.11ax HEW40-BF_Nss1,(MCS0)_2TX

EBW

2437MHz

07/01/2020

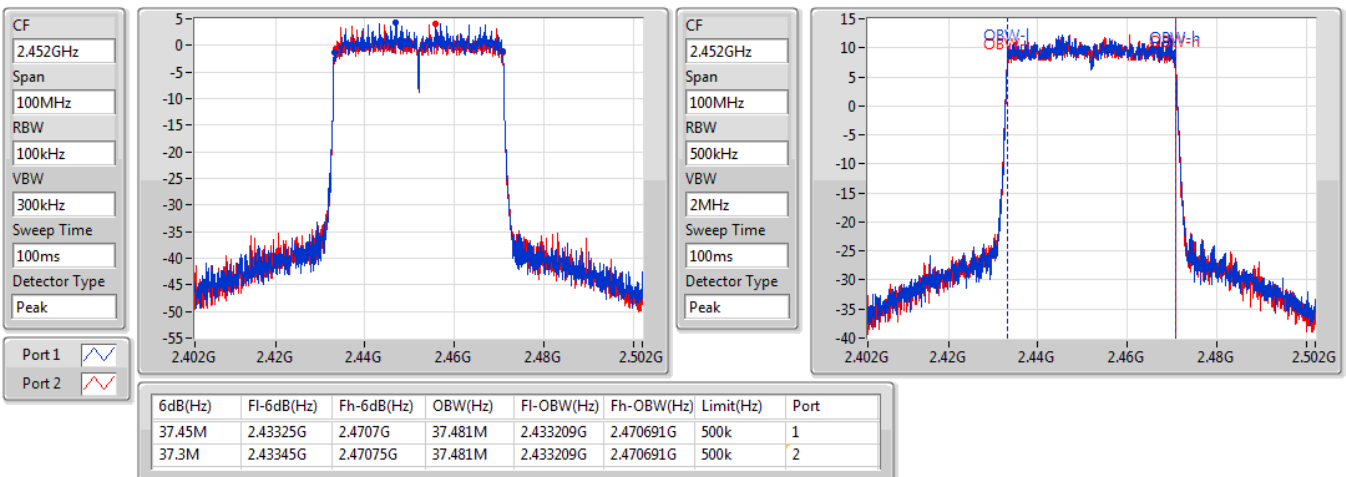


802.11ax HEW40-BF_Nss1,(MCS0)_2TX

EBW

2452MHz

07/01/2020





**For EUT 2:
Summary**

Mode	Max-N dB (Hz)	Max-OBW (Hz)	ITU-Code	Min-N dB (Hz)	Min-OBW (Hz)
2.4-2.4835GHz	-	-	-	-	-
802.11b_Nss1,(1Mbps)_2TX	7.525M	12.369M	12M4G1D	7M	10.395M
802.11g_Nss1,(6Mbps)_2TX	16.35M	19.59M	19M6D1D	16.325M	16.667M
802.11ax HEW20_Nss2,(MCS0)_2TX	19.025M	19.365M	19M4D1D	18.925M	19.015M
802.11ax HEW40_Nss2,(MCS0)_2TX	37.65M	37.631M	37M6D1D	37.2M	37.581M
802.11ax HEW20-BF_Nss1,(MCS0)_2TX	18.975M	19.415M	19M4D1D	18.925M	19.04M
802.11ax HEW40-BF_Nss1,(MCS0)_2TX	37.65M	37.681M	37M7D1D	37.15M	37.581M

Max-N dB = Maximum 6dB down bandwidth; **Max-OBW** = Maximum 99% occupied bandwidth;
Min-N dB = Minimum 6dB down bandwidth; **Min-OBW** = Minimum 99% occupied bandwidth;

Result

Mode	Result	Limit (Hz)	Port 1-N dB (Hz)	Port 1-OBW (Hz)	Port 2-N dB (Hz)	Port 2-OBW (Hz)
802.11b_Nss1,(1Mbps)_2TX	-	-	-	-	-	-
2412MHz	Pass	500k	7.025M	11.494M	7M	10.845M
2437MHz	Pass	500k	7.525M	12.369M	7.05M	11.944M
2462MHz	Pass	500k	7.05M	10.645M	7.025M	10.395M
802.11g_Nss1,(6Mbps)_2TX	-	-	-	-	-	-
2412MHz	Pass	500k	16.325M	16.767M	16.325M	16.667M
2437MHz	Pass	500k	16.325M	19.59M	16.35M	18.341M
2462MHz	Pass	500k	16.35M	16.792M	16.325M	16.667M
802.11ax HEW20_Nss2,(MCS0)_2TX	-	-	-	-	-	-
2412MHz	Pass	500k	19.025M	19.04M	18.925M	19.015M
2437MHz	Pass	500k	18.95M	19.365M	18.95M	19.24M
2462MHz	Pass	500k	19M	19.015M	18.95M	19.015M
802.11ax HEW40_Nss2,(MCS0)_2TX	-	-	-	-	-	-
2422MHz	Pass	500k	37.55M	37.581M	37.65M	37.581M
2437MHz	Pass	500k	37.4M	37.631M	37.5M	37.631M
2452MHz	Pass	500k	37.2M	37.631M	37.6M	37.581M
802.11ax HEW20-BF_Nss1,(MCS0)_2TX	-	-	-	-	-	-
2412MHz	Pass	500k	18.95M	19.04M	18.925M	19.04M
2437MHz	Pass	500k	18.95M	19.415M	18.95M	19.265M
2462MHz	Pass	500k	18.975M	19.04M	18.975M	19.065M
802.11ax HEW40-BF_Nss1,(MCS0)_2TX	-	-	-	-	-	-
2422MHz	Pass	500k	37.15M	37.581M	37.5M	37.581M
2437MHz	Pass	500k	37.35M	37.581M	37.55M	37.681M
2452MHz	Pass	500k	37.65M	37.631M	37.65M	37.631M

Port X-N dB = Port X 6dB down bandwidth; Port X-OBW = Port X 99% occupied bandwidth;

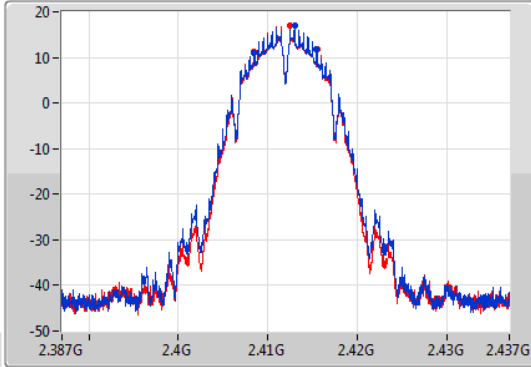
802.11b_Nss1,(1Mbps)_2TX

EBW

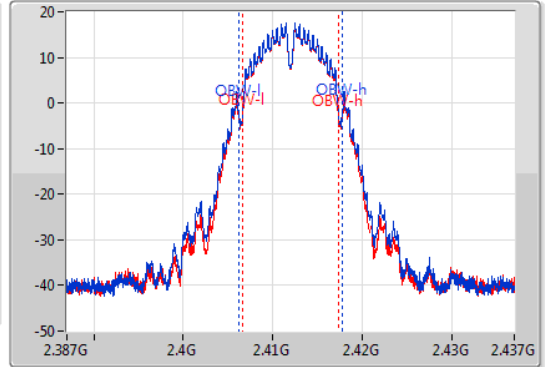
2412MHz

06/02/2020

CF
2.412GHz
Span
50MHz
RBW
100kHz
VBW
300kHz
Sweep Time
100ms
Detector Type
Peak



CF
2.412GHz
Span
50MHz
RBW
200kHz
VBW
1MHz
Sweep Time
100ms
Detector Type
Peak



6dB(Hz)	Fl-6dB(Hz)	Fh-6dB(Hz)	OBW(Hz)	Fl-OBW(Hz)	Fh-OBW(Hz)	Limit(Hz)	Port
7.025M	2.40845G	2.415475G	11.494M	2.406253G	2.417747G	500k	1
7M	2.4085G	2.4155G	10.845M	2.406578G	2.417422G	500k	2

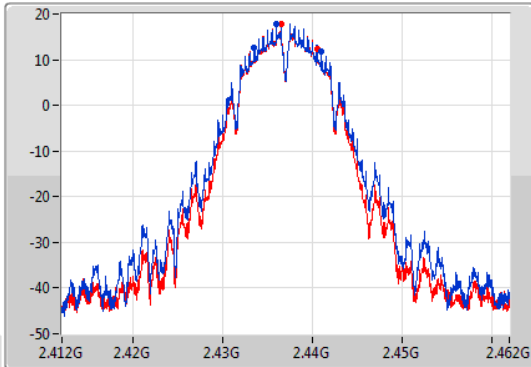
802.11b_Nss1,(1Mbps)_2TX

EBW

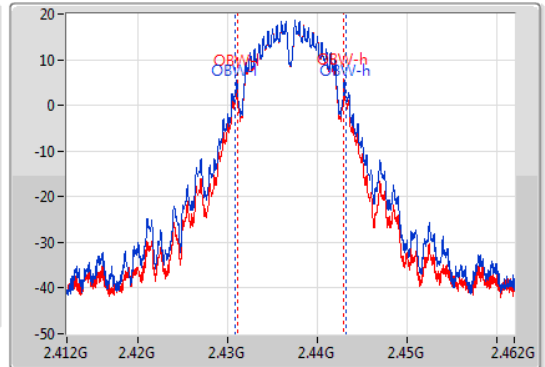
2437MHz

06/02/2020

CF
2.437GHz
Span
50MHz
RBW
100kHz
VBW
300kHz
Sweep Time
100ms
Detector Type
Peak



CF
2.437GHz
Span
50MHz
RBW
200kHz
VBW
1MHz
Sweep Time
100ms
Detector Type
Peak



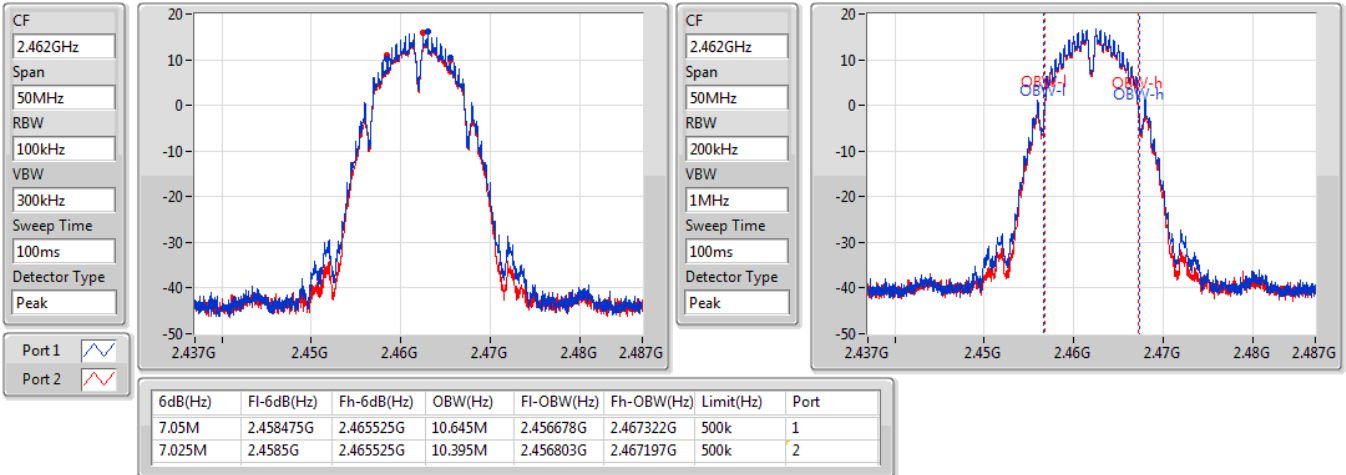
6dB(Hz)	Fl-6dB(Hz)	Fh-6dB(Hz)	OBW(Hz)	Fl-OBW(Hz)	Fh-OBW(Hz)	Limit(Hz)	Port
7.525M	2.433475G	2.441G	12.369M	2.430803G	2.443172G	500k	1
7.05M	2.433475G	2.440525G	11.944M	2.431028G	2.442972G	500k	2

802.11b_Nss1,(1Mbps)_2TX

EBW

2462MHz

06/02/2020

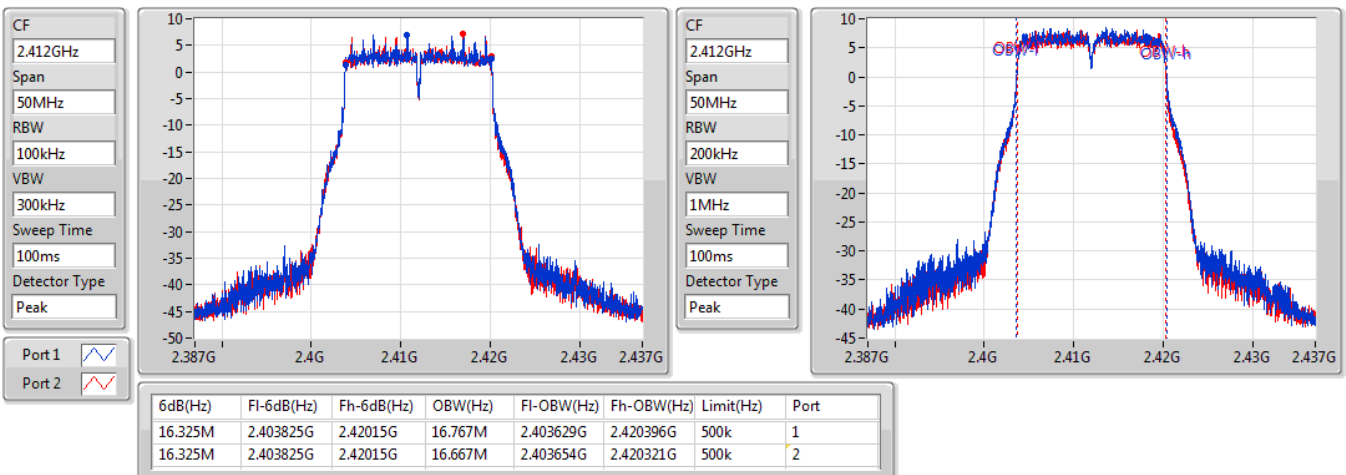


802.11g_Nss1,(6Mbps)_2TX

EBW

2412MHz

06/02/2020

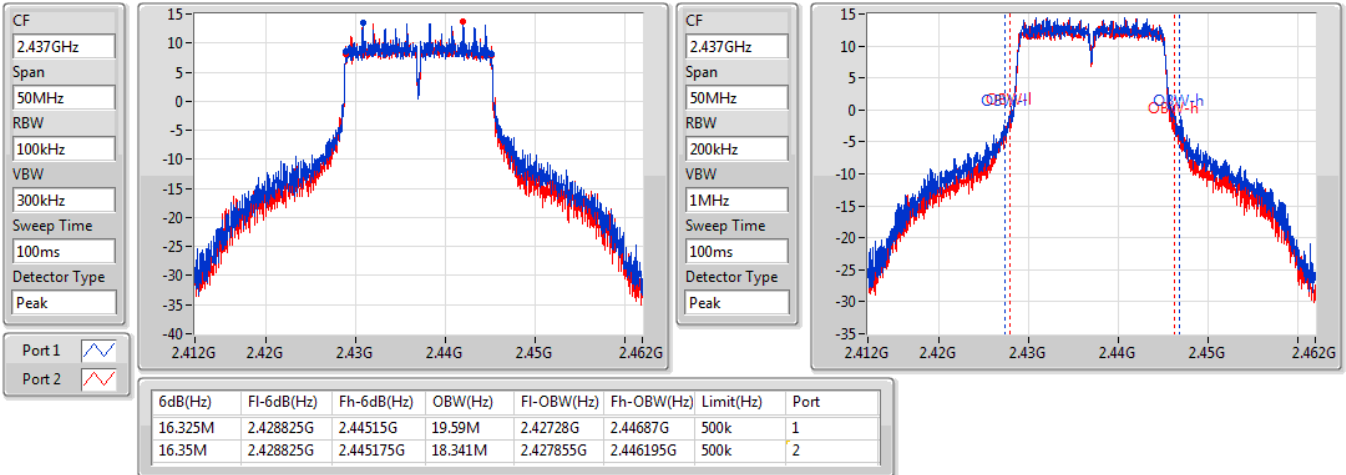


802.11g_Nss1,(6Mbps)_2TX

EBW

2437MHz

06/02/2020

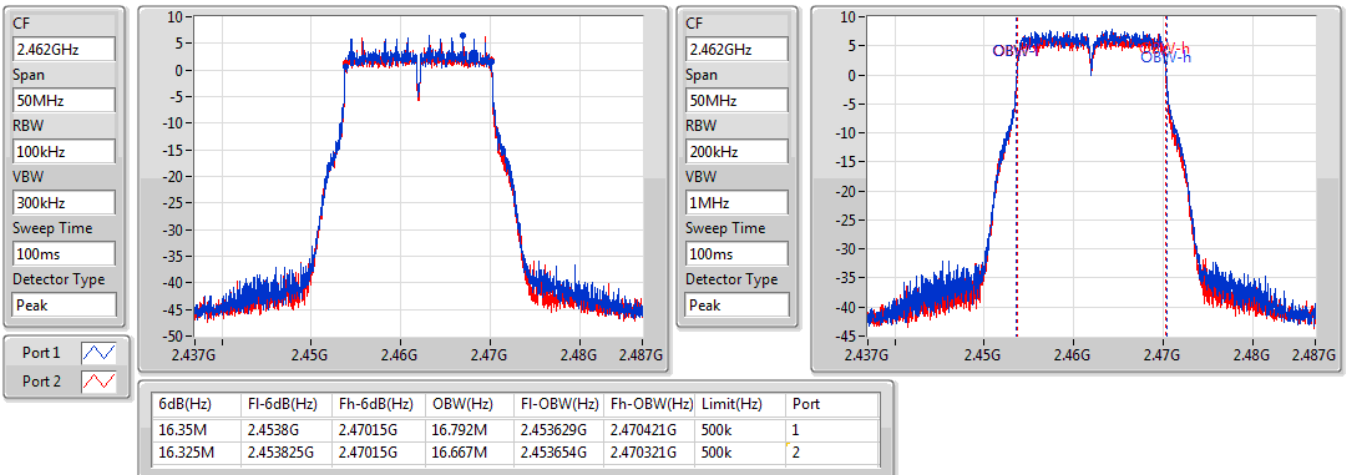


802.11g_Nss1,(6Mbps)_2TX

EBW

2462MHz

06/02/2020

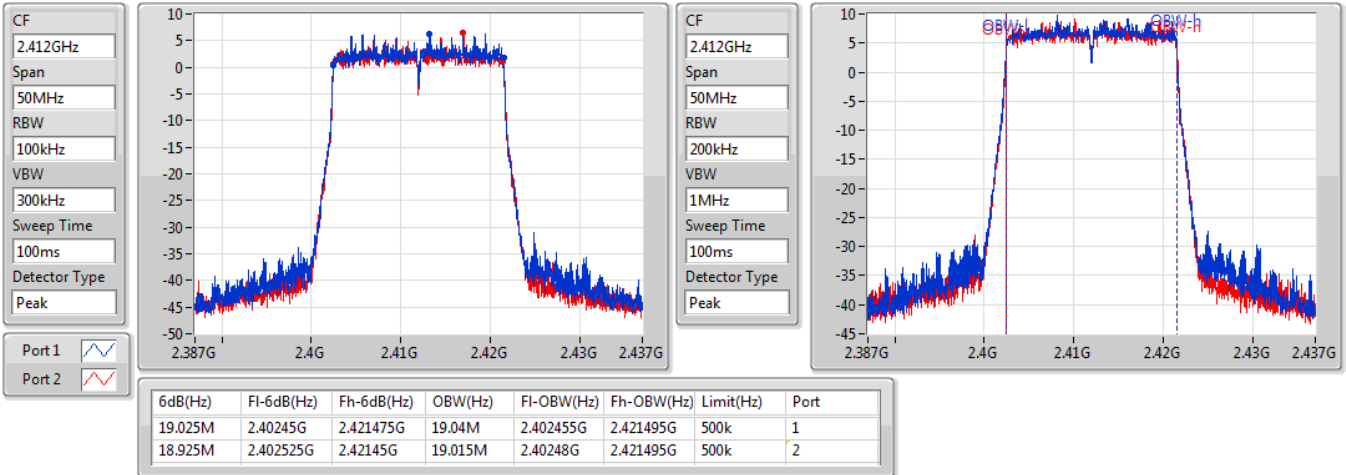


802.11ax HEW20_Nss2,(MCS0)_2TX

EBW

2412MHz

06/02/2020

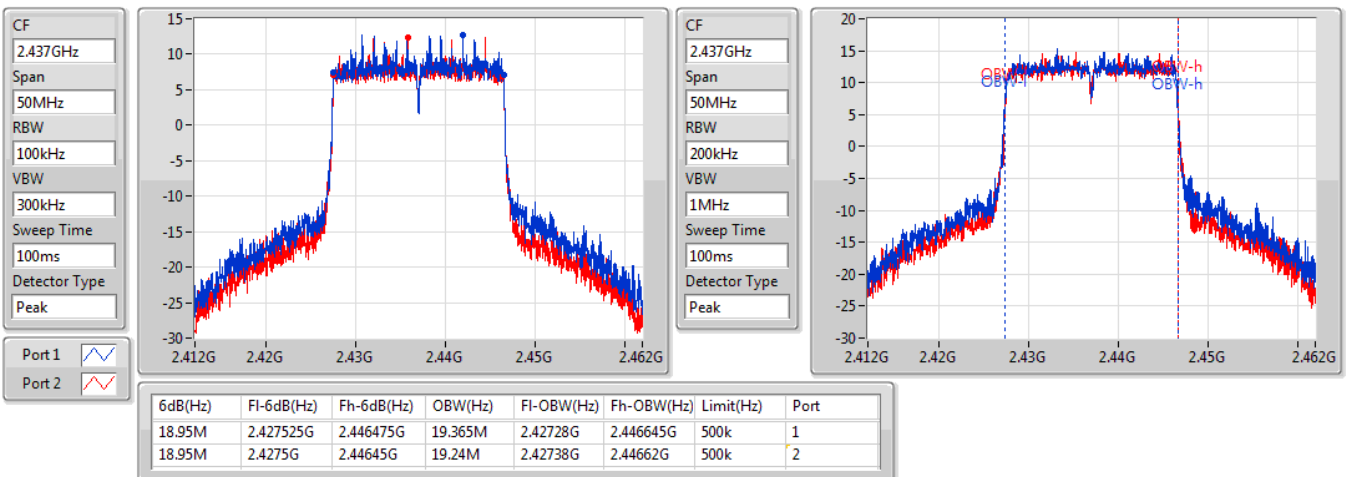


802.11ax HEW20_Nss2,(MCS0)_2TX

EBW

2437MHz

06/02/2020

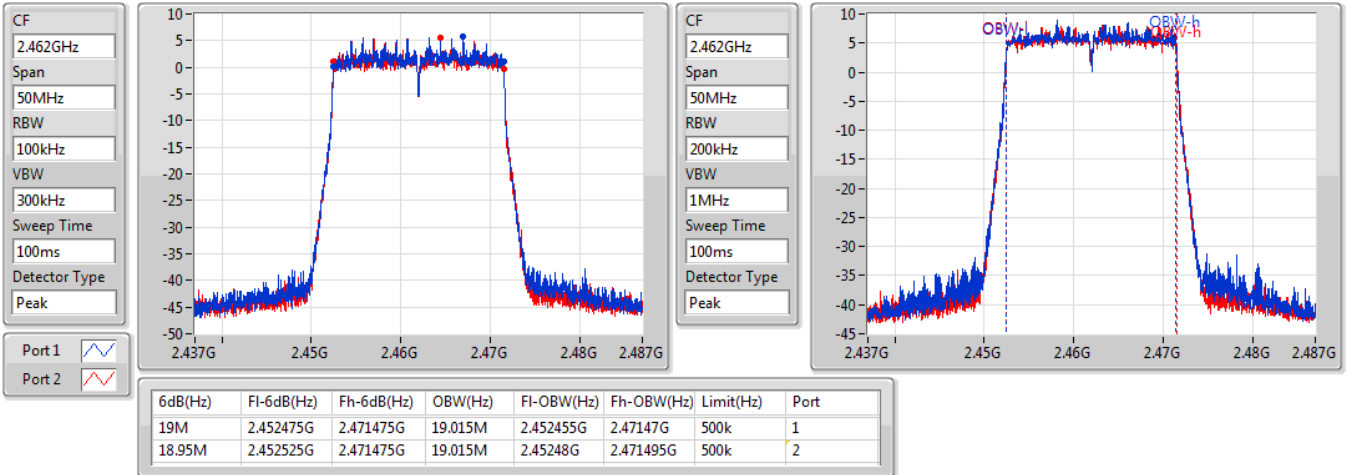


802.11ax HEW20_Nss2,(MCS0)_2TX

EBW

2462MHz

06/02/2020

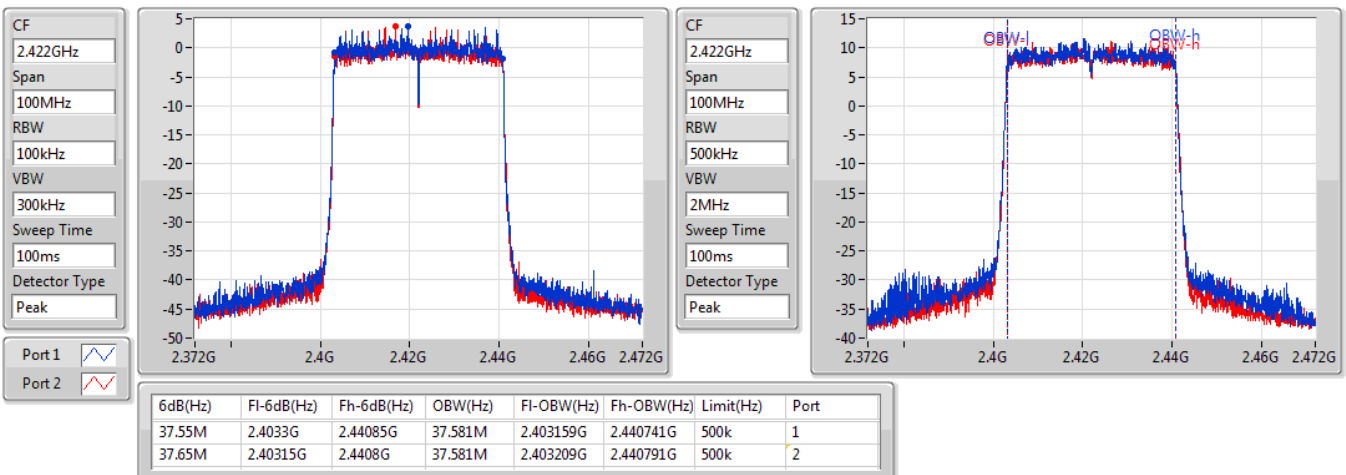


802.11ax HEW40_Nss2,(MCS0)_2TX

EBW

2422MHz

06/02/2020

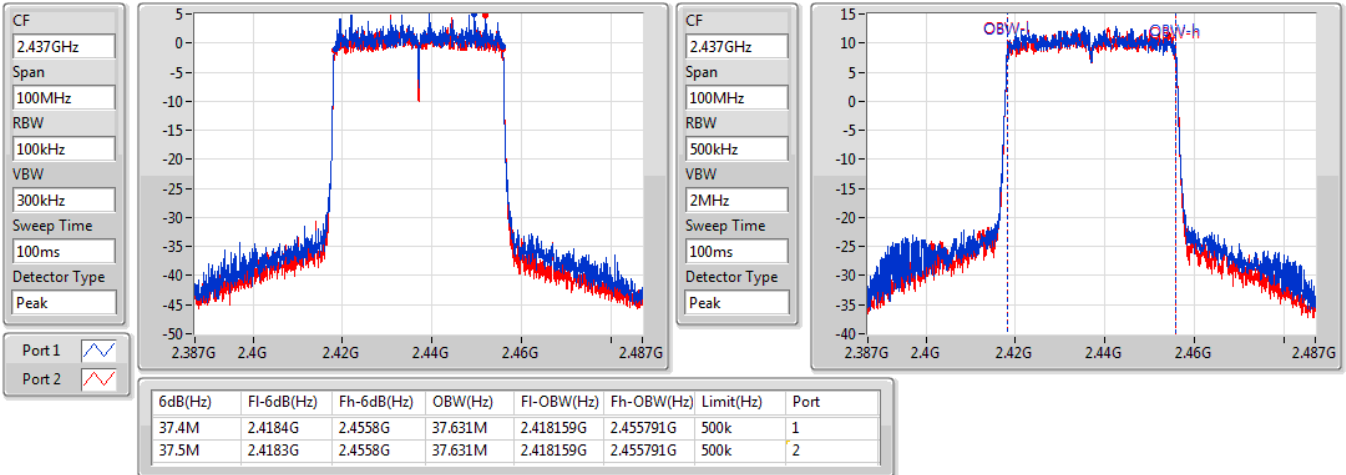


802.11ax HEW40_Nss2,(MCS0)_2TX

EBW

2437MHz

06/02/2020

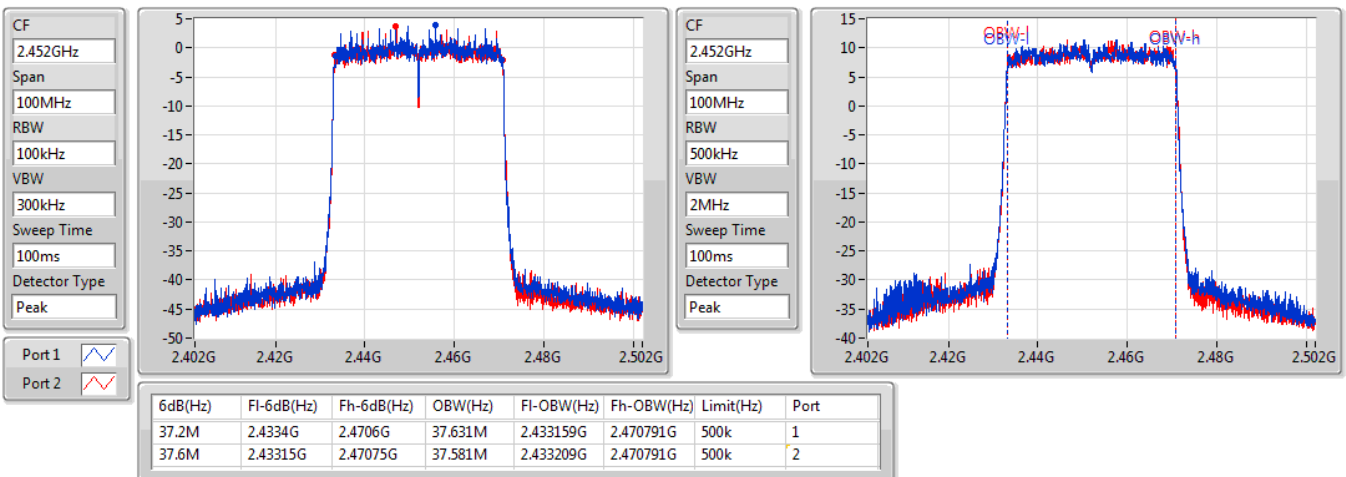


802.11ax HEW40_Nss2,(MCS0)_2TX

EBW

2452MHz

06/02/2020

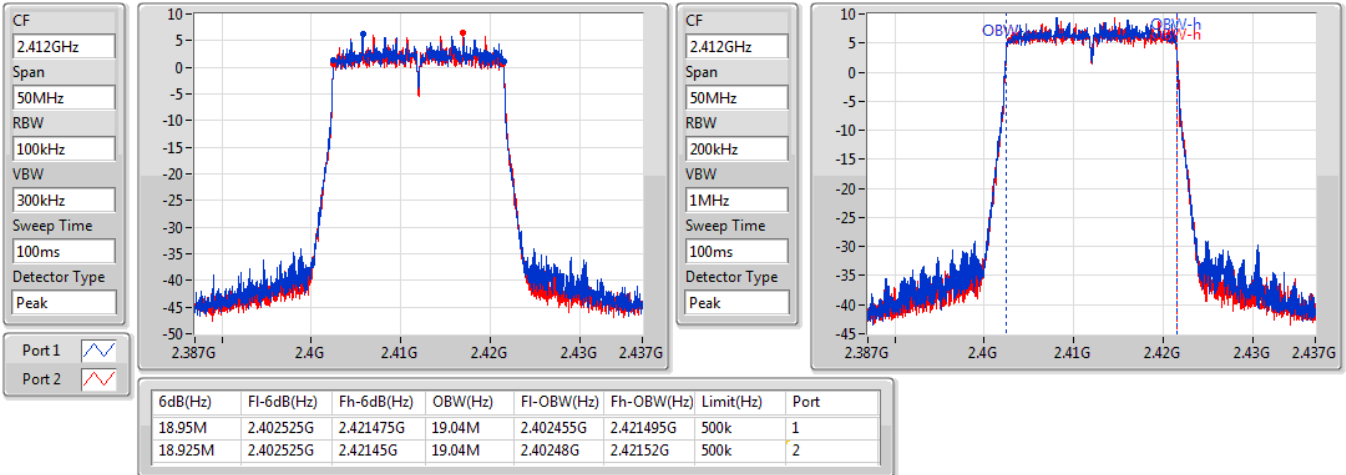


802.11ax HEW20-BF_Nss1,(MCS0)_2TX

EBW

2412MHz

06/02/2020

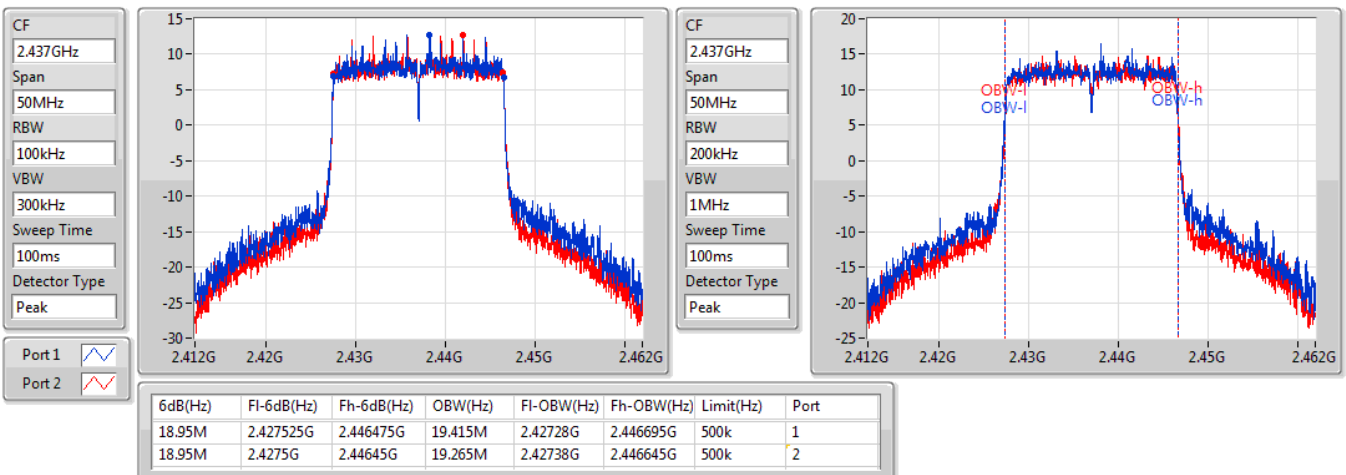


802.11ax HEW20-BF_Nss1,(MCS0)_2TX

EBW

2437MHz

06/02/2020



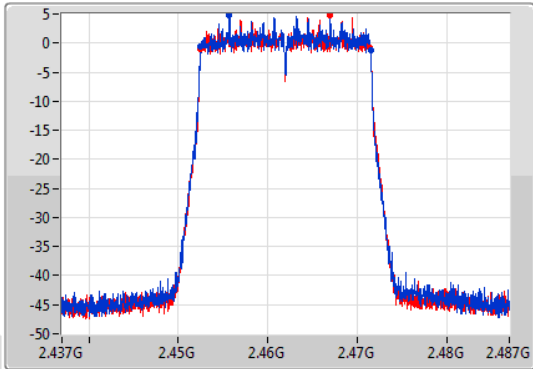
802.11ax HEW20-BF_Nss1,(MCS0)_2TX

EBW

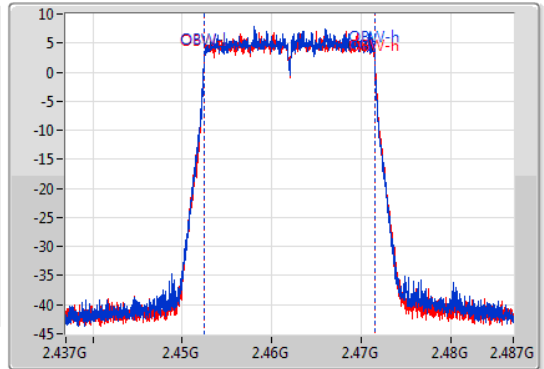
2462MHz

06/02/2020

CF
2.462GHz
Span
50MHz
RBW
100kHz
VBW
300kHz
Sweep Time
100ms
Detector Type
Peak



CF
2.462GHz
Span
50MHz
RBW
200kHz
VBW
1MHz
Sweep Time
100ms
Detector Type
Peak



6dB(Hz)	Fl-6dB(Hz)	Fh-6dB(Hz)	OBW(Hz)	Fl-OBW(Hz)	Fh-OBW(Hz)	Limit(Hz)	Port
18.975M	2.4525G	2.471475G	19.04M	2.452455G	2.471495G	500k	1
18.975M	2.452475G	2.47145G	19.065M	2.452455G	2.47152G	500k	2

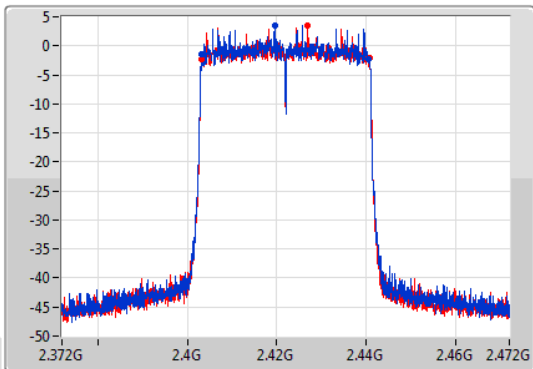
802.11ax HEW40-BF_Nss1,(MCS0)_2TX

EBW

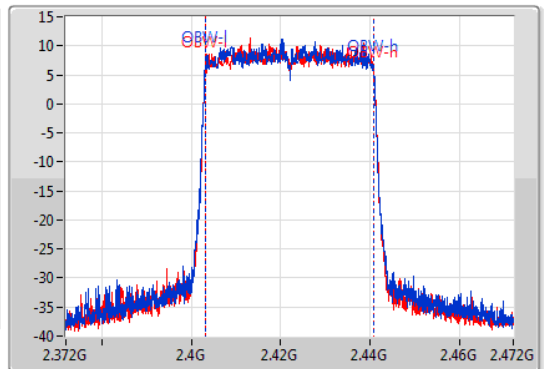
2422MHz

06/02/2020

CF
2.422GHz
Span
100MHz
RBW
100kHz
VBW
300kHz
Sweep Time
100ms
Detector Type
Peak



CF
2.422GHz
Span
100MHz
RBW
500kHz
VBW
2MHz
Sweep Time
100ms
Detector Type
Peak



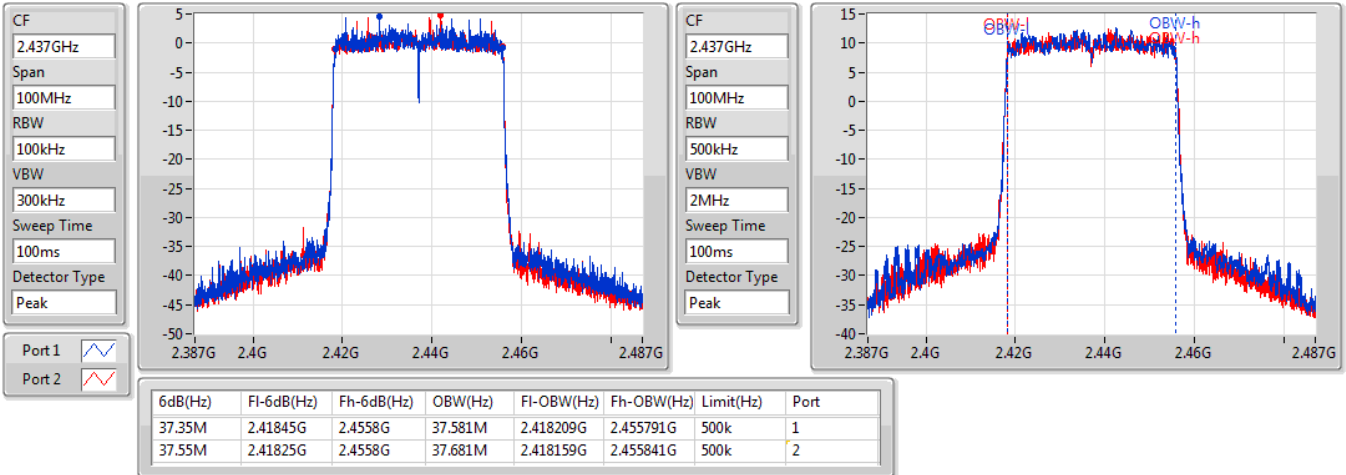
6dB(Hz)	Fl-6dB(Hz)	Fh-6dB(Hz)	OBW(Hz)	Fl-OBW(Hz)	Fh-OBW(Hz)	Limit(Hz)	Port
37.15M	2.4033G	2.44045G	37.581M	2.403159G	2.440741G	500k	1
37.5M	2.40325G	2.44075G	37.581M	2.403209G	2.440791G	500k	2

802.11ax HEW40-BF_Nss1,(MCS0)_2TX

EBW

2437MHz

06/02/2020

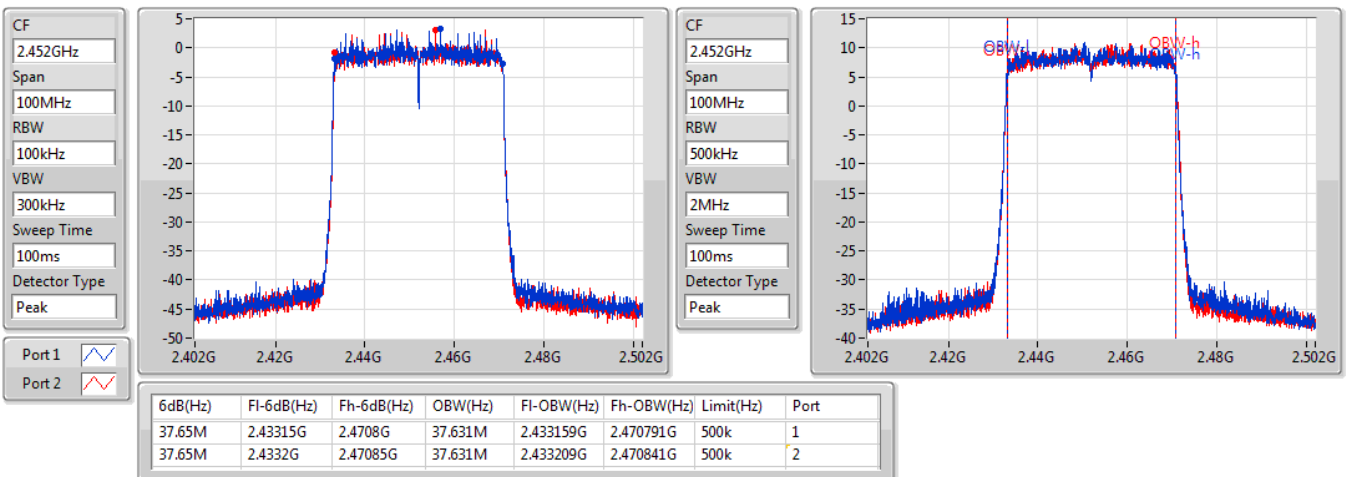


802.11ax HEW40-BF_Nss1,(MCS0)_2TX

EBW

2452MHz

06/02/2020





**For EUT 1:
Summary**

Mode	Total Power (dBm)	Total Power (W)
2.4-2.4835GHz	-	-
802.11b_Nss1,(1Mbps)_2TX	29.91	0.97949
802.11g_Nss1,(6Mbps)_2TX	28.74	0.74817
802.11ax HEW20_Nss2,(MCS0)_2TX	28.34	0.68234
802.11ax HEW40_Nss2,(MCS0)_2TX	24.20	0.26303
802.11ax HEW20-BF_Nss1,(MCS0)_2TX	28.65	0.73282
802.11ax HEW40-BF_Nss1,(MCS0)_2TX	24.08	0.25586



Average Power Result

Appendix C

Result

Mode	Result	DG (dBi)	Port 1 (dBm)	Port 2 (dBm)	Total Power (dBm)	Power Limit (dBm)
802.11b_Nss1,(1Mbps)_2TX	-	-	-	-	-	-
2412MHz	Pass	0.69	25.74	25.40	28.58	30.00
2437MHz	Pass	0.69	27.05	26.74	29.91	30.00
2457MHz	Pass	0.69	25.22	24.91	28.08	30.00
2462MHz	Pass	0.69	24.96	24.68	27.83	30.00
802.11g_Nss1,(6Mbps)_2TX	-	-	-	-	-	-
2412MHz	Pass	0.69	20.04	20.31	23.19	30.00
2417MHz	Pass	0.69	20.96	21.14	24.06	30.00
2437MHz	Pass	0.69	25.78	25.68	28.74	30.00
2457MHz	Pass	0.69	20.84	20.99	23.93	30.00
2462MHz	Pass	0.69	18.95	19.07	22.02	30.00
802.11ax HEW20_Nss2,(MCS0)_2TX	-	-	-	-	-	-
2412MHz	Pass	0.69	19.68	20.10	22.91	30.00
2417MHz	Pass	0.69	21.79	21.76	24.79	30.00
2437MHz	Pass	0.69	25.46	25.20	28.34	30.00
2457MHz	Pass	0.69	21.07	21.06	24.08	30.00
2462MHz	Pass	0.69	18.68	18.90	21.80	30.00
802.11ax HEW40_Nss2,(MCS0)_2TX	-	-	-	-	-	-
2422MHz	Pass	0.69	20.07	19.69	22.89	30.00
2437MHz	Pass	0.69	21.38	21.00	24.20	30.00
2452MHz	Pass	0.69	19.92	19.32	22.64	30.00
802.11ax HEW20-BF_Nss1,(MCS0)_2TX	-	-	-	-	-	-
2412MHz	Pass	3.68	19.52	19.78	22.66	30.00
2417MHz	Pass	3.68	21.17	21.31	24.25	30.00
2437MHz	Pass	3.68	25.78	25.50	28.65	30.00
2457MHz	Pass	3.68	18.71	18.76	21.75	30.00
2462MHz	Pass	3.68	17.71	17.85	20.79	30.00
802.11ax HEW40-BF_Nss1,(MCS0)_2TX	-	-	-	-	-	-
2422MHz	Pass	3.68	19.67	19.42	22.56	30.00
2437MHz	Pass	3.68	21.22	20.91	24.08	30.00
2452MHz	Pass	3.68	19.18	19.02	22.11	30.00

DG = Directional Gain; Port X = Port X output power



**For EUT 2:
Summary**

Mode	Total Power (dBm)	Total Power (W)
2.4-2.4835GHz	-	-
802.11b_Nss1,(1Mbps)_2TX	29.85	0.96605
802.11g_Nss1,(6Mbps)_2TX	28.69	0.73961
802.11ax HEW20_Nss2,(MCS0)_2TX	28.16	0.65464
802.11ax HEW40_Nss2,(MCS0)_2TX	24.03	0.25293
802.11ax HEW20-BF_Nss1,(MCS0)_2TX	28.56	0.71779
802.11ax HEW40-BF_Nss1,(MCS0)_2TX	24.04	0.25351



Average Power Result

Appendix C

Result

Mode	Result	DG (dBi)	Port 1 (dBm)	Port 2 (dBm)	Total Power (dBm)	Power Limit (dBm)
802.11b_Nss1,(1Mbps)_2TX	-	-	-	-	-	-
2412MHz	Pass	0.69	25.81	25.18	28.52	30.00
2437MHz	Pass	0.69	27.11	26.56	29.85	30.00
2457MHz	Pass	0.69	25.26	24.61	27.96	30.00
2462MHz	Pass	0.69	25.07	24.21	27.67	30.00
802.11g_Nss1,(6Mbps)_2TX	-	-	-	-	-	-
2412MHz	Pass	0.69	20.16	19.91	23.05	30.00
2417MHz	Pass	0.69	21.04	20.80	23.93	30.00
2437MHz	Pass	0.69	25.87	25.48	28.69	30.00
2457MHz	Pass	0.69	21.05	20.70	23.89	30.00
2462MHz	Pass	0.69	19.10	18.88	22.00	30.00
802.11ax HEW20_Nss2,(MCS0)_2TX	-	-	-	-	-	-
2412MHz	Pass	0.69	19.93	19.76	22.86	30.00
2417MHz	Pass	0.69	21.72	21.50	24.62	30.00
2437MHz	Pass	0.69	25.29	25.00	28.16	30.00
2457MHz	Pass	0.69	21.02	20.69	23.87	30.00
2462MHz	Pass	0.69	18.75	18.45	21.61	30.00
802.11ax HEW40_Nss2,(MCS0)_2TX	-	-	-	-	-	-
2422MHz	Pass	0.69	20.01	19.68	22.86	30.00
2437MHz	Pass	0.69	21.09	20.95	24.03	30.00
2452MHz	Pass	0.69	19.54	19.29	22.43	30.00
802.11ax HEW20-BF_Nss1,(MCS0)_2TX	-	-	-	-	-	-
2412MHz	Pass	3.68	19.71	19.39	22.56	30.00
2417MHz	Pass	3.68	21.16	21.07	24.13	30.00
2437MHz	Pass	3.68	25.69	25.41	28.56	30.00
2457MHz	Pass	3.68	18.88	18.34	21.63	30.00
2462MHz	Pass	3.68	17.90	17.51	20.72	30.00
802.11ax HEW40-BF_Nss1,(MCS0)_2TX	-	-	-	-	-	-
2422MHz	Pass	3.68	19.64	19.44	22.55	30.00
2437MHz	Pass	3.68	21.09	20.97	24.04	30.00
2452MHz	Pass	3.68	19.24	18.91	22.09	30.00

DG = Directional Gain; Port X = Port X output power



**For EUT 1:
Summary**

Mode	PD (dBm/RBW)
2.4-2.4835GHz	-
802.11b_Nss1,(1Mbps)_2TX	7.02
802.11g_Nss1,(6Mbps)_2TX	2.34
802.11ax HEW20_Nss2,(MCS0)_2TX	1.32
802.11ax HEW40_Nss2,(MCS0)_2TX	-5.90
802.11ax HEW20-BF_Nss1,(MCS0)_2TX	2.14
802.11ax HEW40-BF_Nss1,(MCS0)_2TX	-5.71

RBW = 500 kHz for 5.725-5.85GHz band / 1MHz for other band;

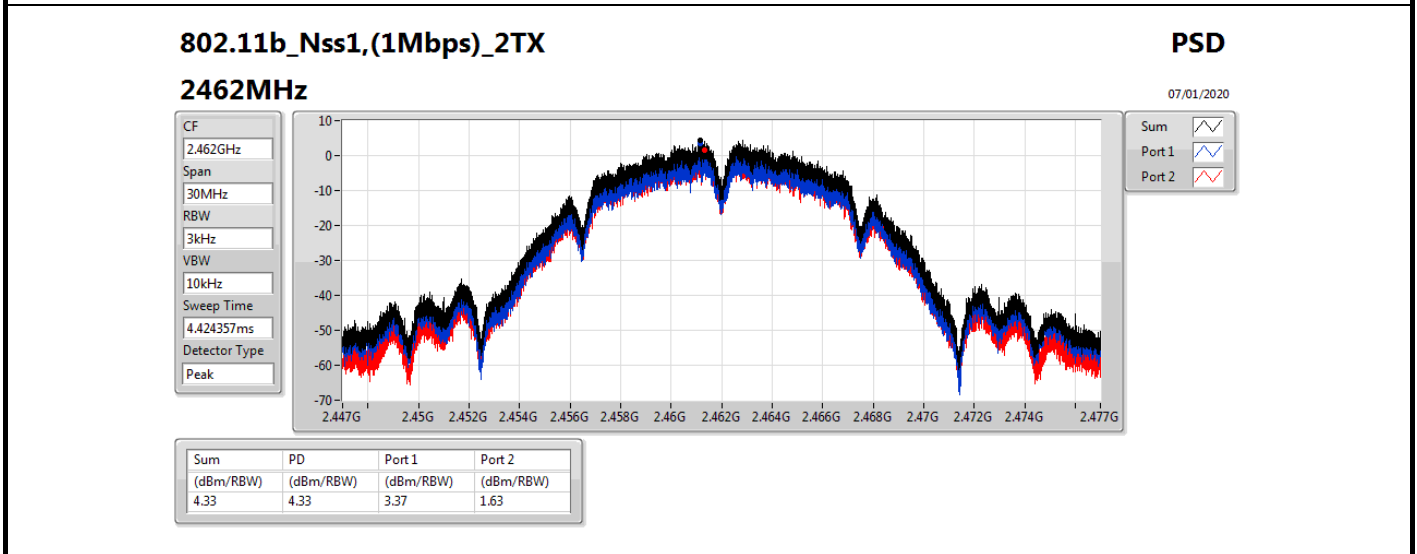
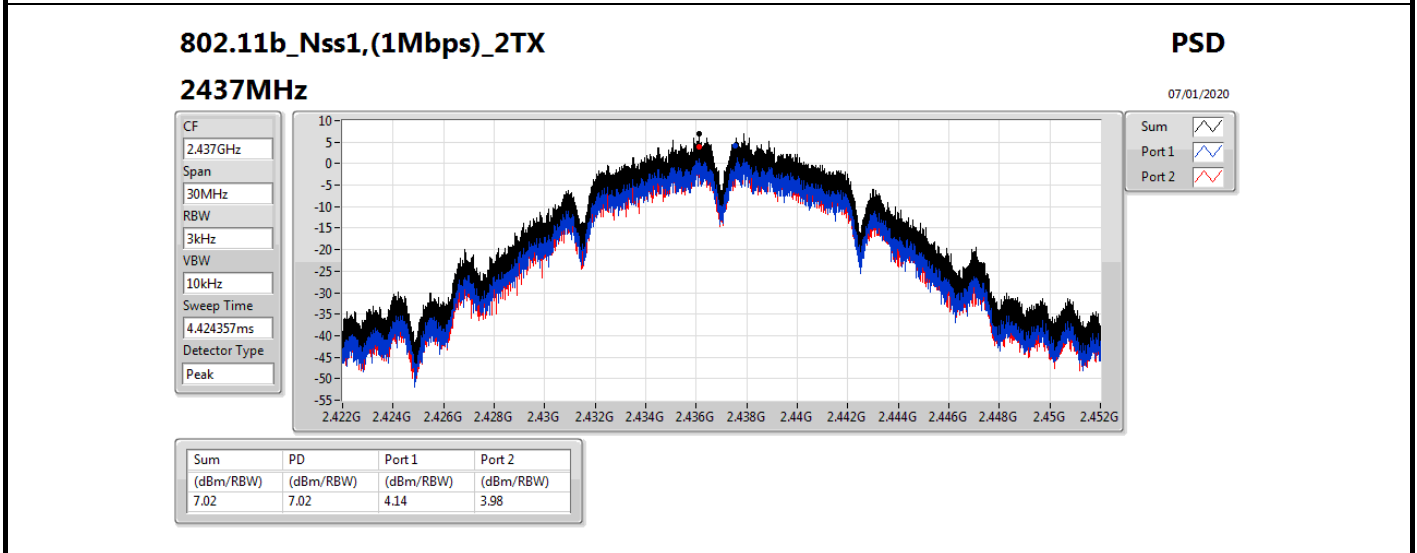
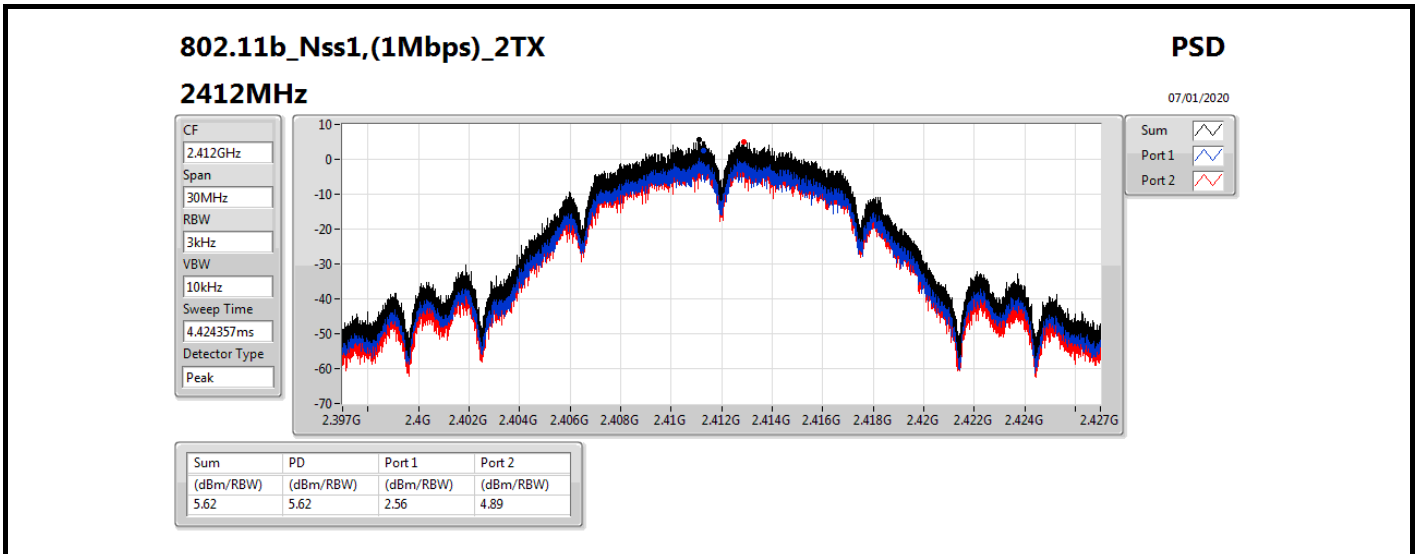


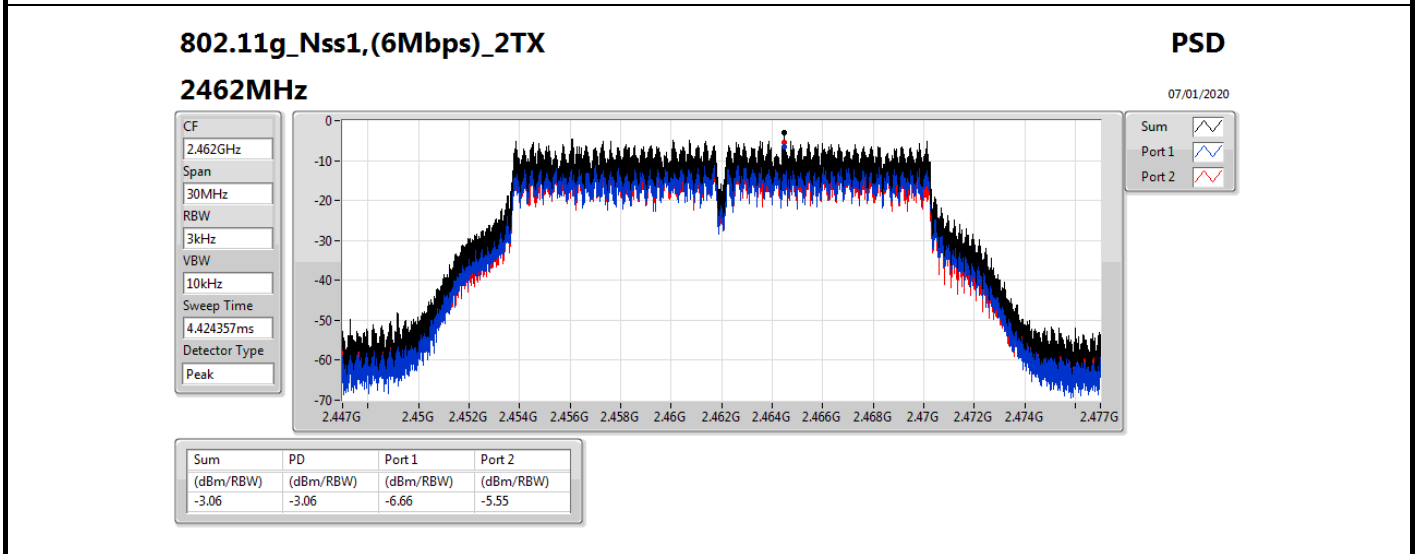
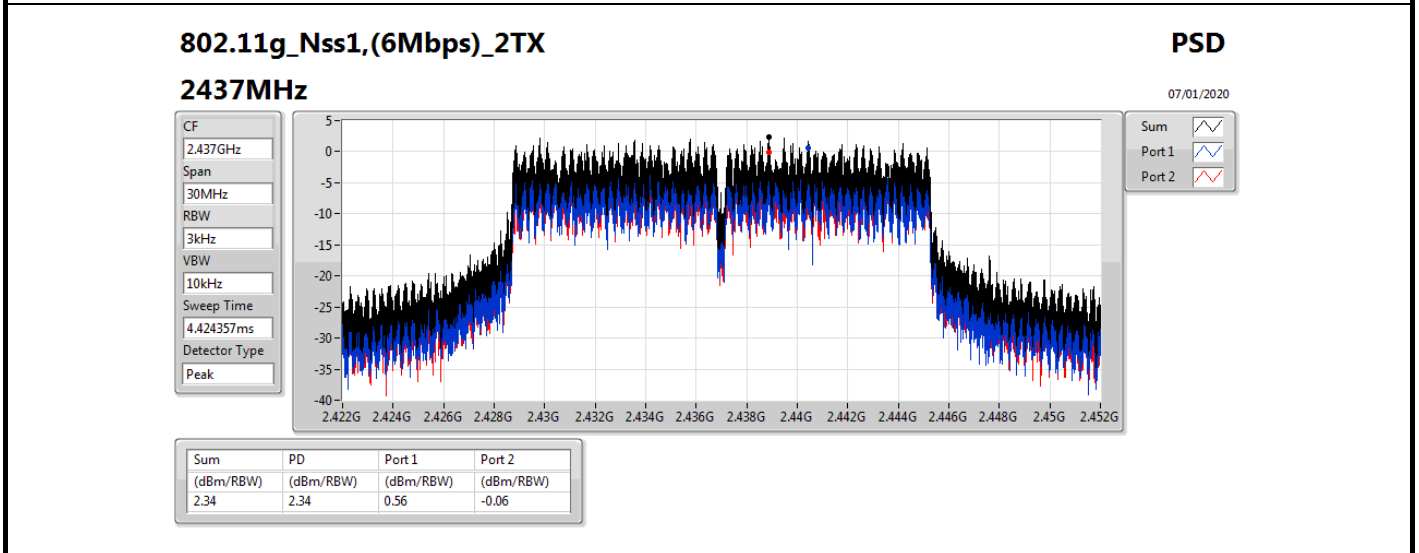
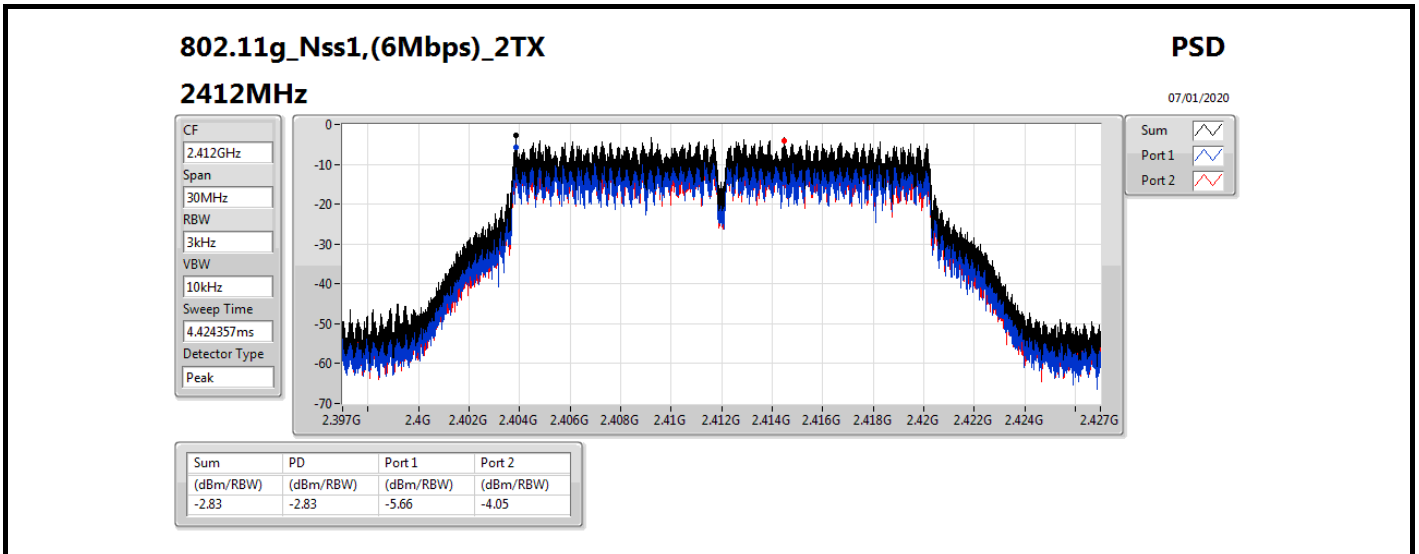
Result

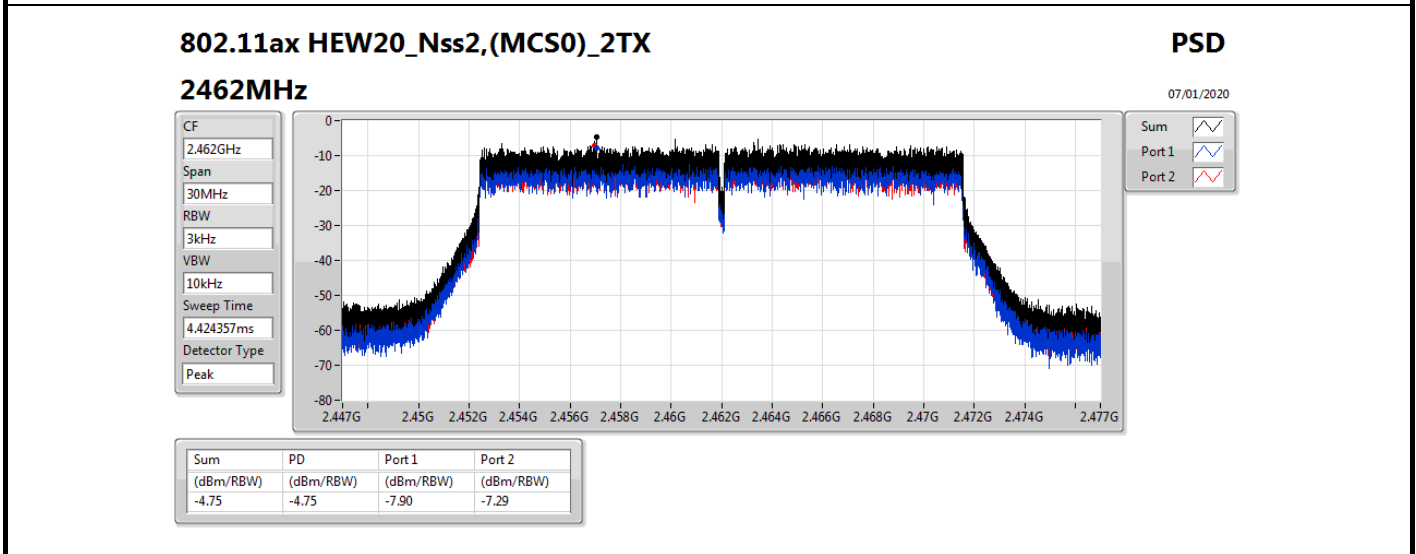
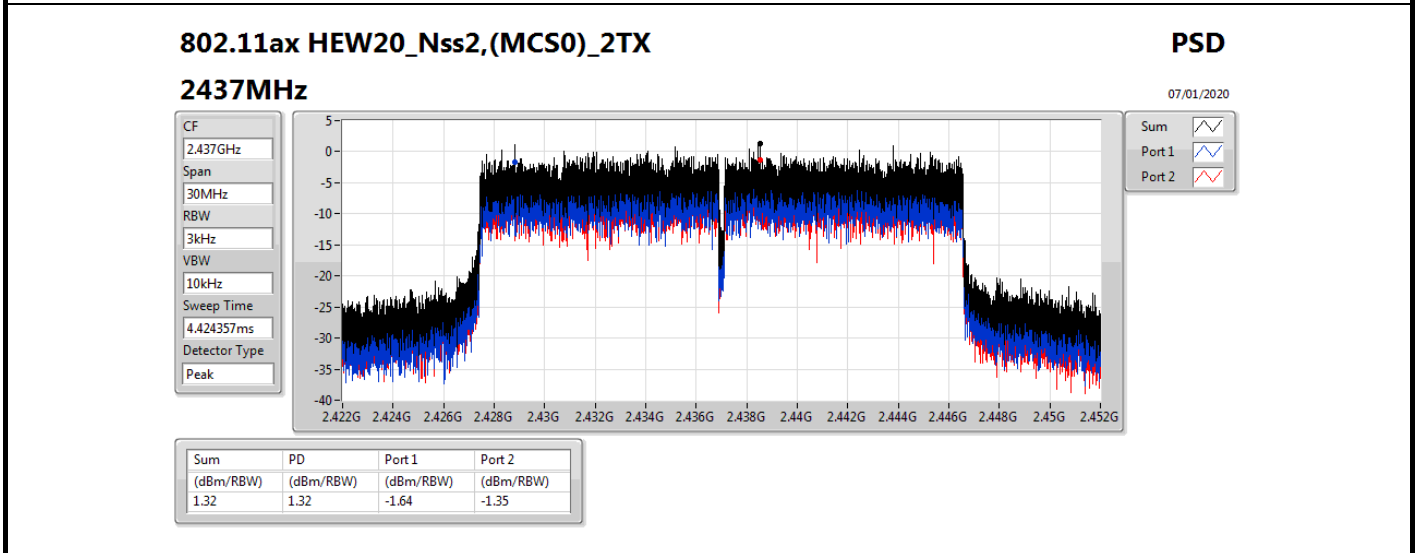
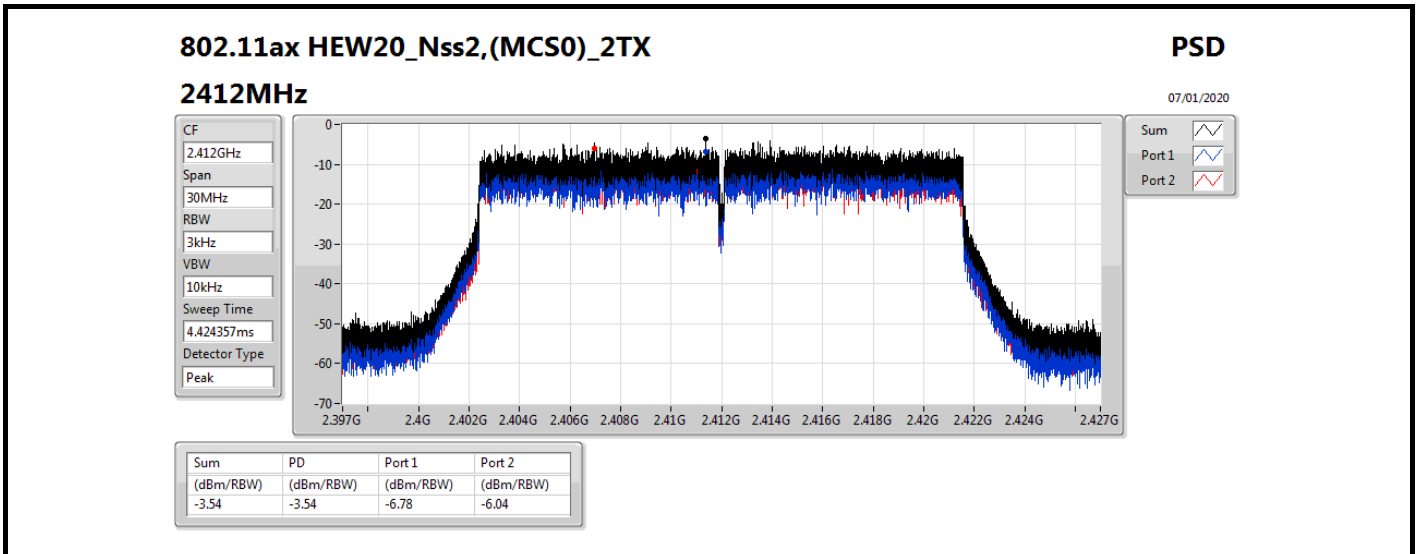
Mode	Result	DG (dBi)	Port 1 (dBm/RBW)	Port 2 (dBm/RBW)	PD (dBm/RBW)	PD Limit (dBm/RBW)
802.11b_Nss1,(1Mbps)_2TX	-	-	-	-	-	-
2412MHz	Pass	3.68	2.56	4.89	5.62	8.00
2437MHz	Pass	3.68	4.14	3.98	7.02	8.00
2462MHz	Pass	3.68	3.37	1.63	4.33	8.00
802.11g_Nss1,(6Mbps)_2TX	-	-	-	-	-	-
2412MHz	Pass	3.68	-5.66	-4.05	-2.83	8.00
2437MHz	Pass	3.68	0.56	-0.06	2.34	8.00
2462MHz	Pass	3.68	-6.66	-5.55	-3.06	8.00
802.11ax HEW20_Nss2,(MCS0)_2TX	-	-	-	-	-	-
2412MHz	Pass	3.68	-6.78	-6.04	-3.54	8.00
2437MHz	Pass	3.68	-1.64	-1.35	1.32	8.00
2462MHz	Pass	3.68	-7.90	-7.29	-4.75	8.00
802.11ax HEW40_Nss2,(MCS0)_2TX	-	-	-	-	-	-
2422MHz	Pass	3.68	-9.23	-9.57	-7.33	8.00
2437MHz	Pass	3.68	-7.83	-7.89	-5.90	8.00
2452MHz	Pass	3.68	-10.18	-9.91	-7.28	8.00
802.11ax HEW20-BF_Nss1,(MCS0)_2TX	-	-	-	-	-	-
2412MHz	Pass	3.68	-7.15	-6.69	-4.28	8.00
2437MHz	Pass	3.68	-1.01	-0.05	2.14	8.00
2462MHz	Pass	3.68	-8.36	-8.92	-6.02	8.00
802.11ax HEW40-BF_Nss1,(MCS0)_2TX	-	-	-	-	-	-
2422MHz	Pass	3.68	-8.93	-10.22	-7.23	8.00
2437MHz	Pass	3.68	-7.98	-8.04	-5.71	8.00
2452MHz	Pass	3.68	-9.94	-10.73	-8.15	8.00

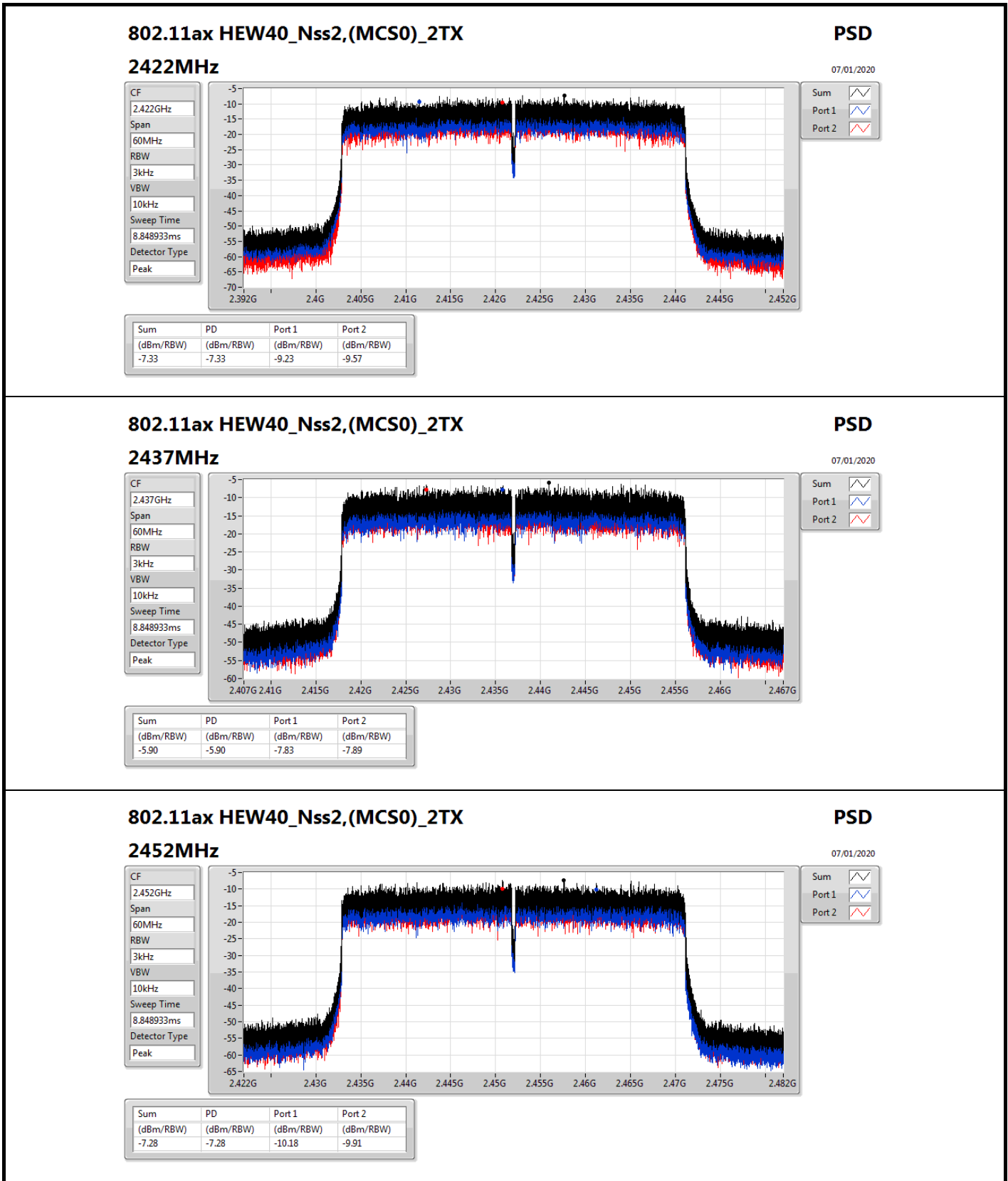
DG = Directional Gain; RBW = 500 kHz for 5.725-5.85GHz band / 1MHz for other band;

PD = trace bin-by-bin of each transmits port summing can be performed maximum power density; Port X = Port X power density;









802.11ax HEW40_Nss2,(MCS0)_2TX

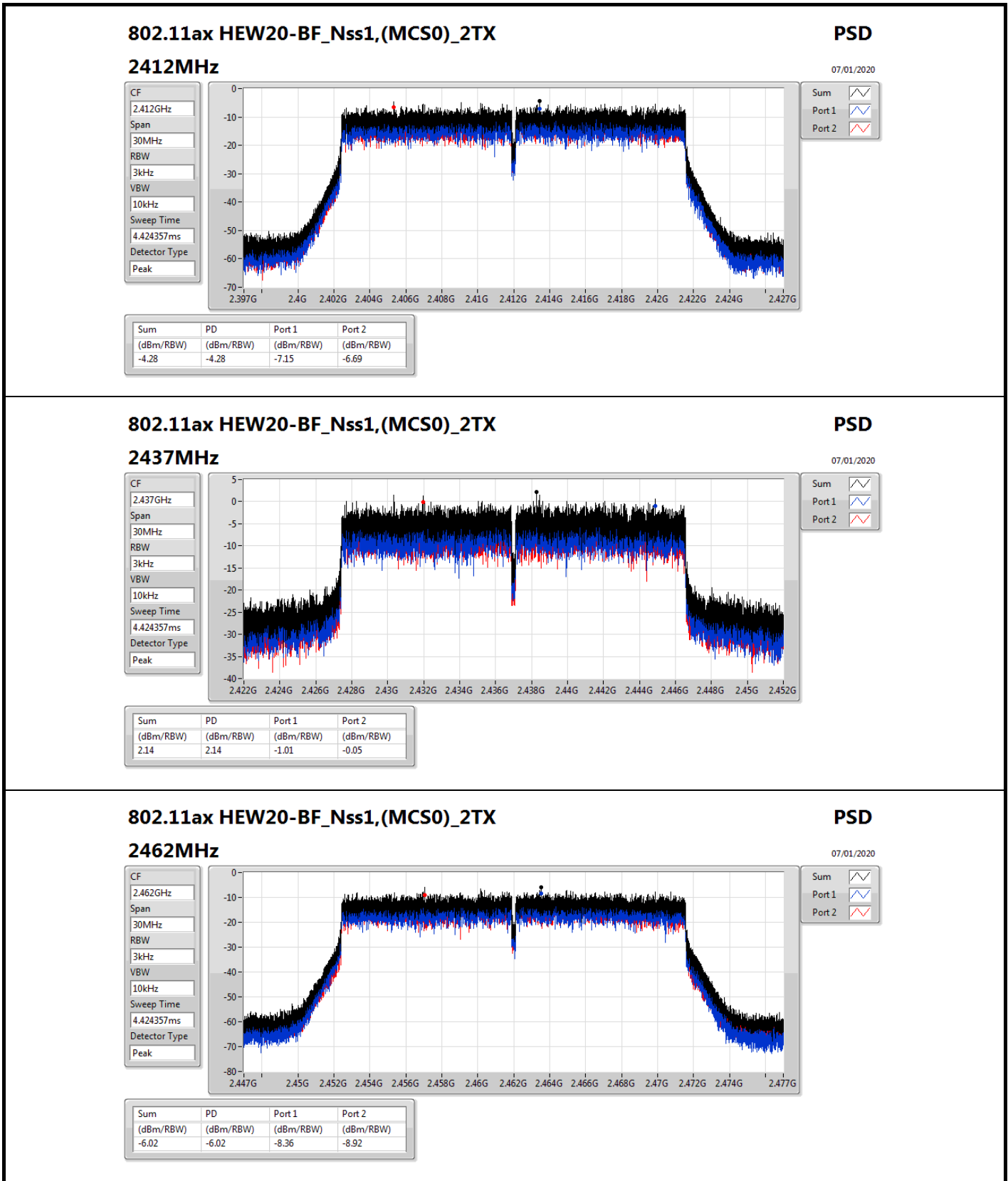
2452MHz

PSD

07/01/2020

CF	2.452GHz
Span	60MHz
RBW	3kHz
VBW	10kHz
Sweep Time	8.848933ms
Detector Type	Peak

Sum	PD	Port 1	Port 2
(dBm/RBW)	(dBm/RBW)	(dBm/RBW)	(dBm/RBW)
-7.28	-7.28	-10.18	-9.91



802.11ax HEW20-BF_Nss1,(MCS0)_2TX

2462MHz

PSD

07/01/2020

CF
2.462GHz

Span
30MHz

RBW
3kHz

VBW
10kHz

Sweep Time
4.424357ms

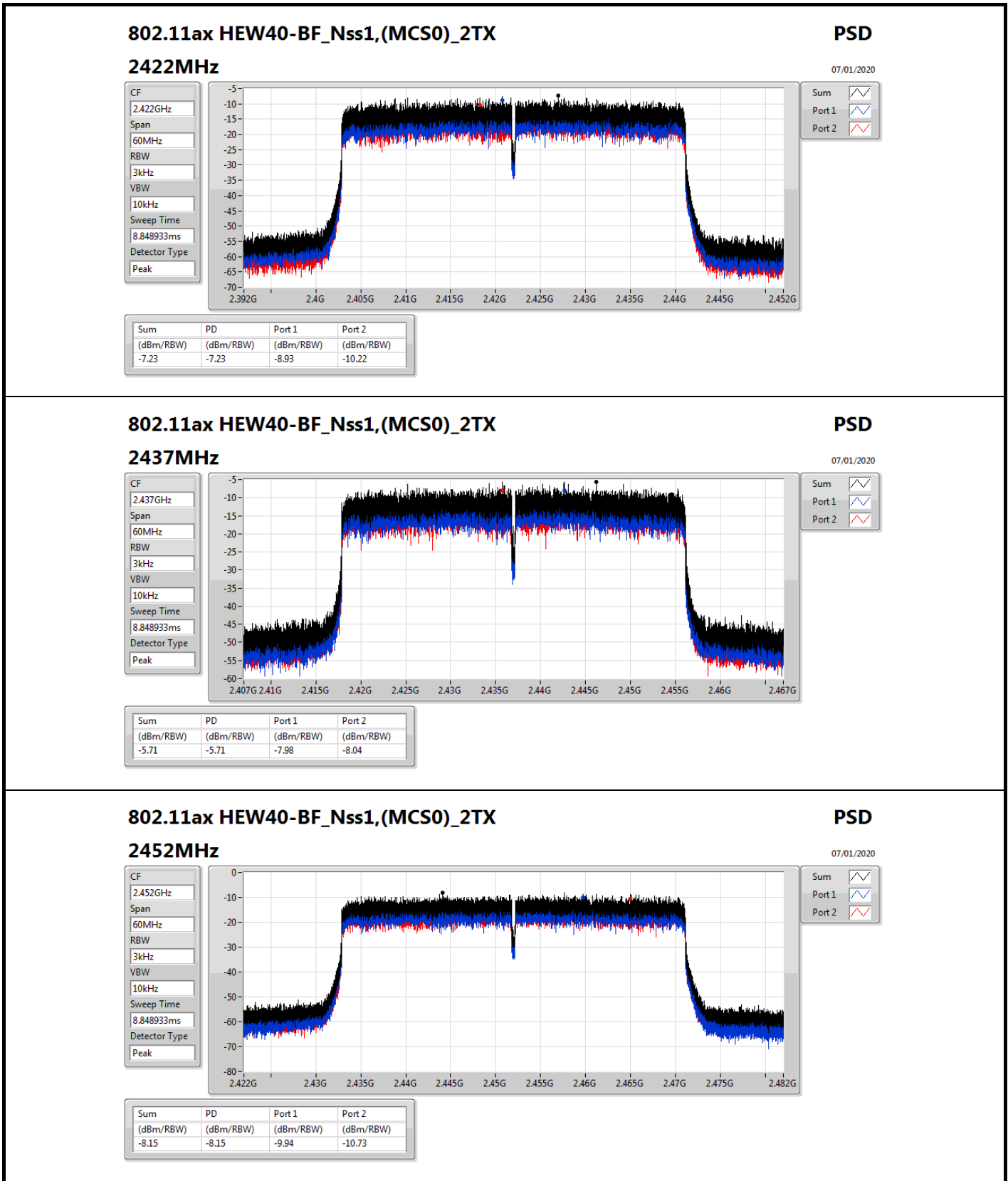
Detector Type
Peak



Sum 

Port 1 

Port 2 





For EUT 2:
Summary

Mode	PD (dBm/RBW)
2.4-2.4835GHz	-
802.11b_Nss1,(1Mbps)_2TX	4.92
802.11g_Nss1,(6Mbps)_2TX	2.22
802.11ax HEW20_Nss2,(MCS0)_2TX	-0.70
802.11ax HEW40_Nss2,(MCS0)_2TX	-7.19
802.11ax HEW20-BF_Nss1,(MCS0)_2TX	-1.07
802.11ax HEW40-BF_Nss1,(MCS0)_2TX	-7.81

RBW = 500 kHz for 5.725-5.85GHz band / 1MHz for other band;

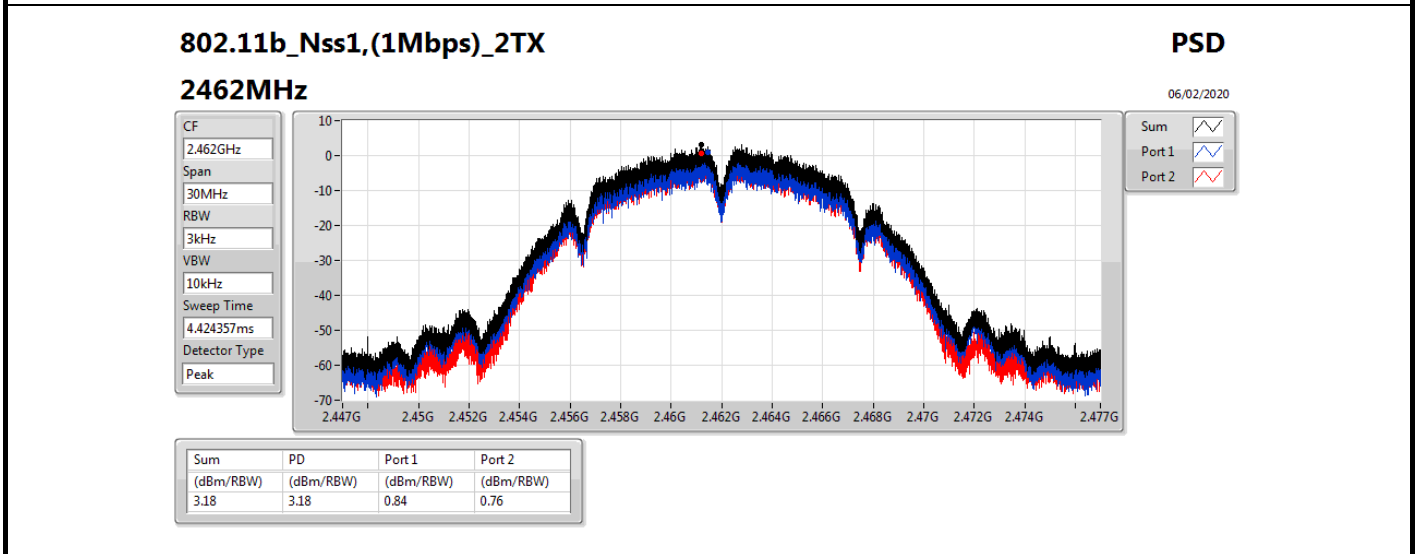
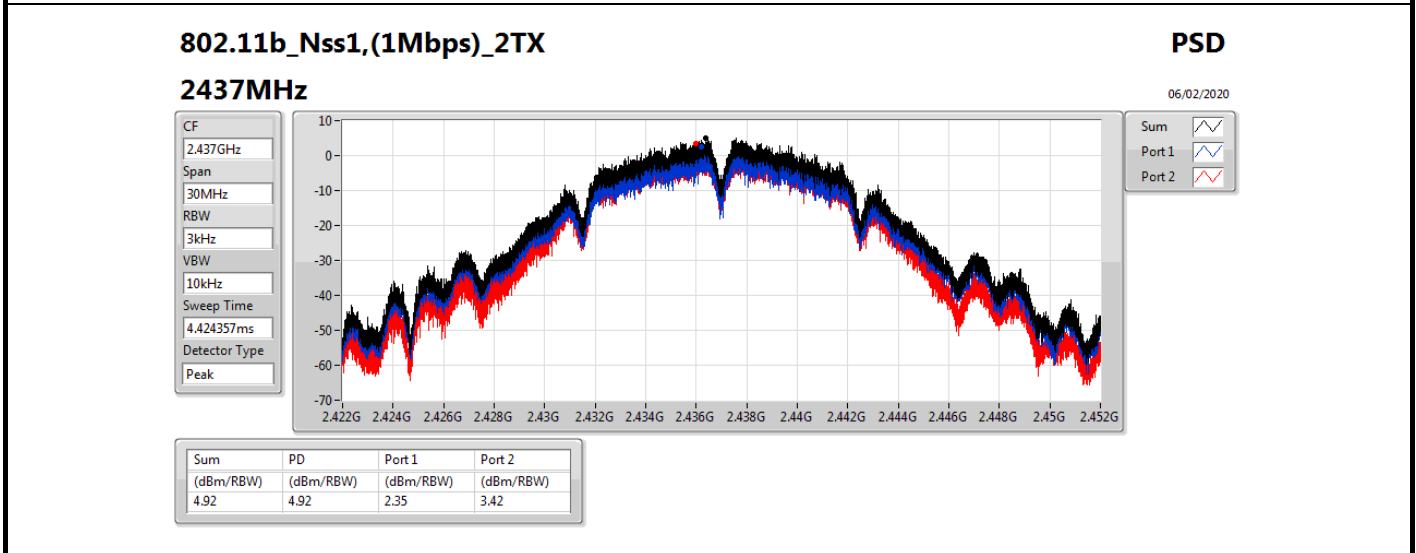
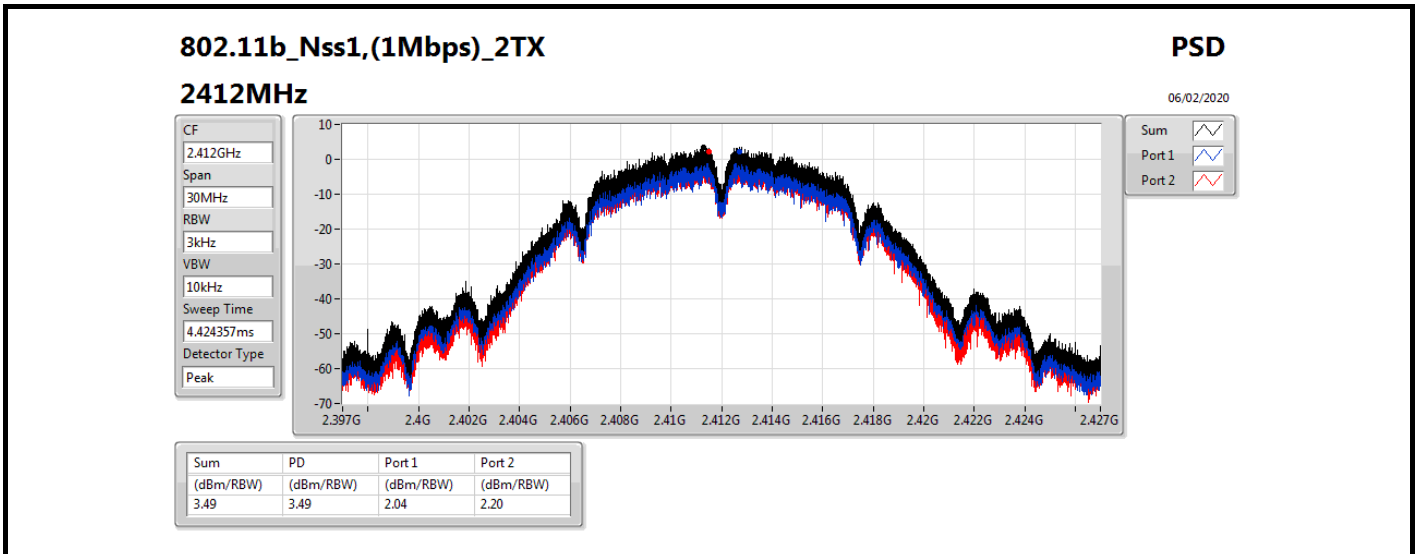


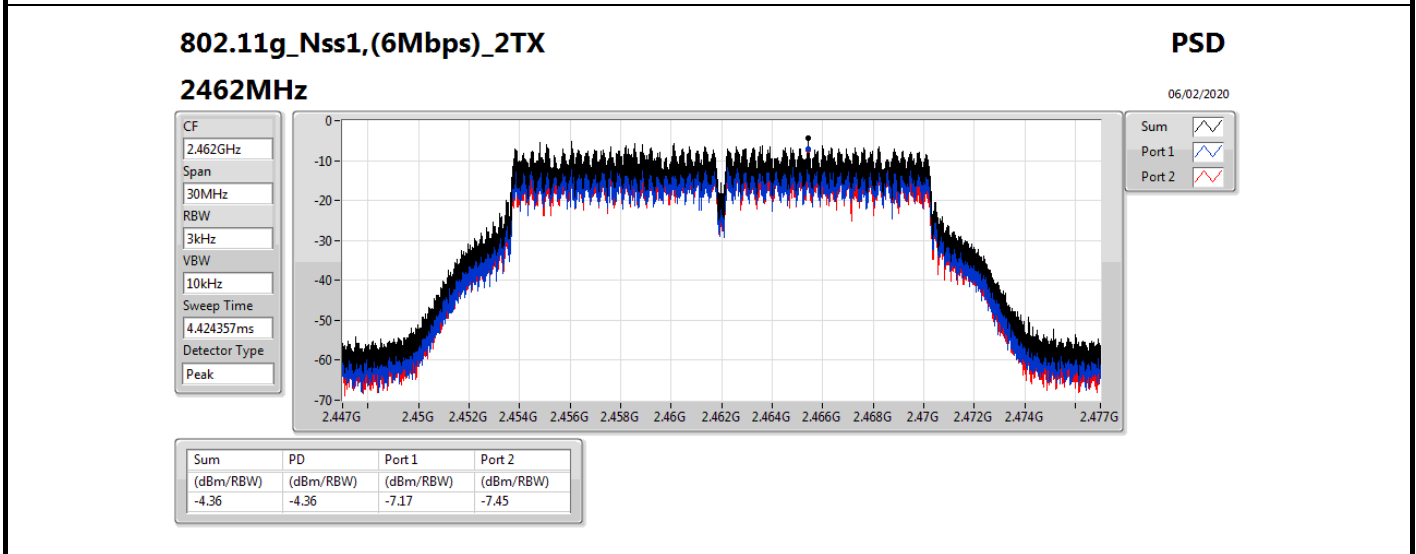
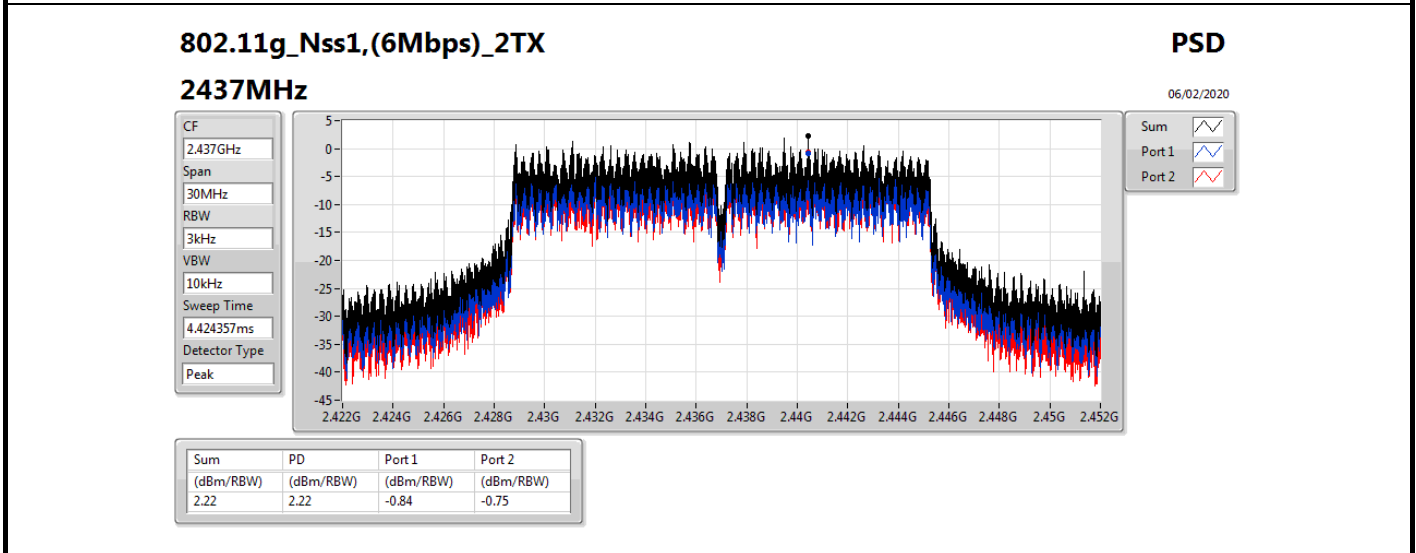
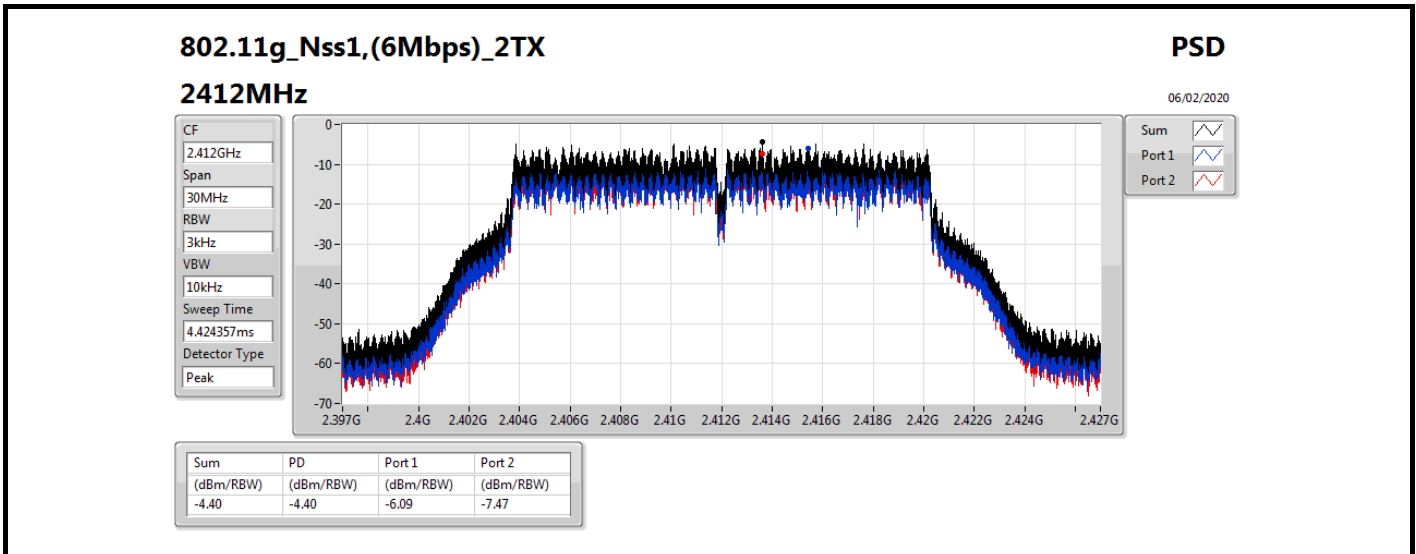
Result

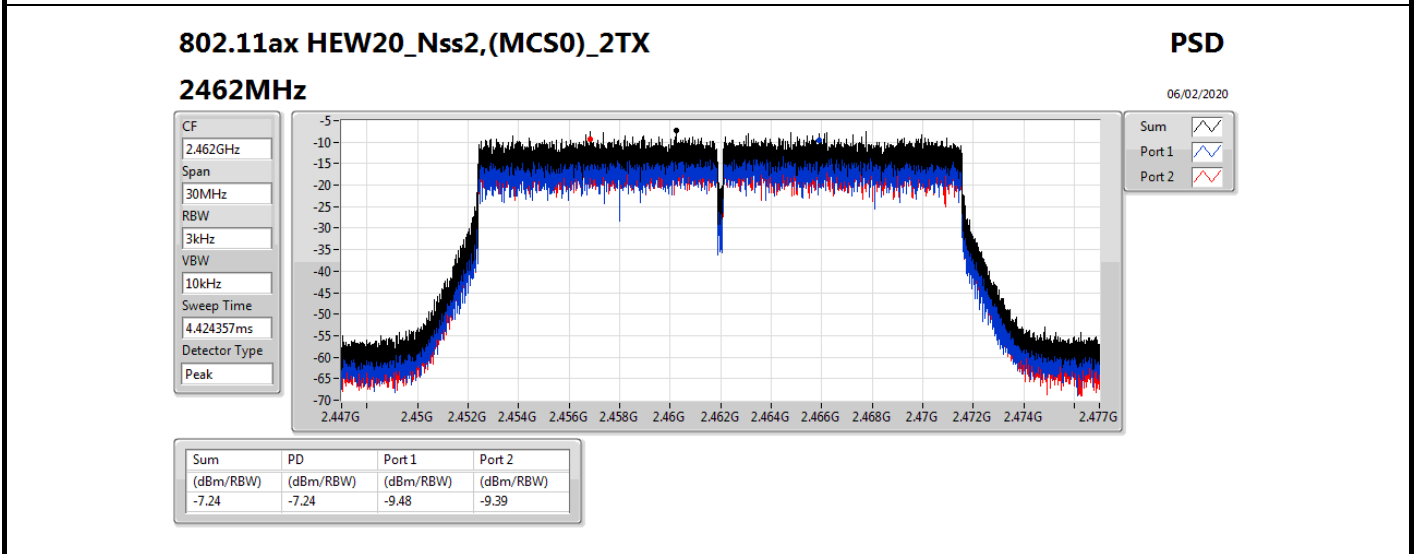
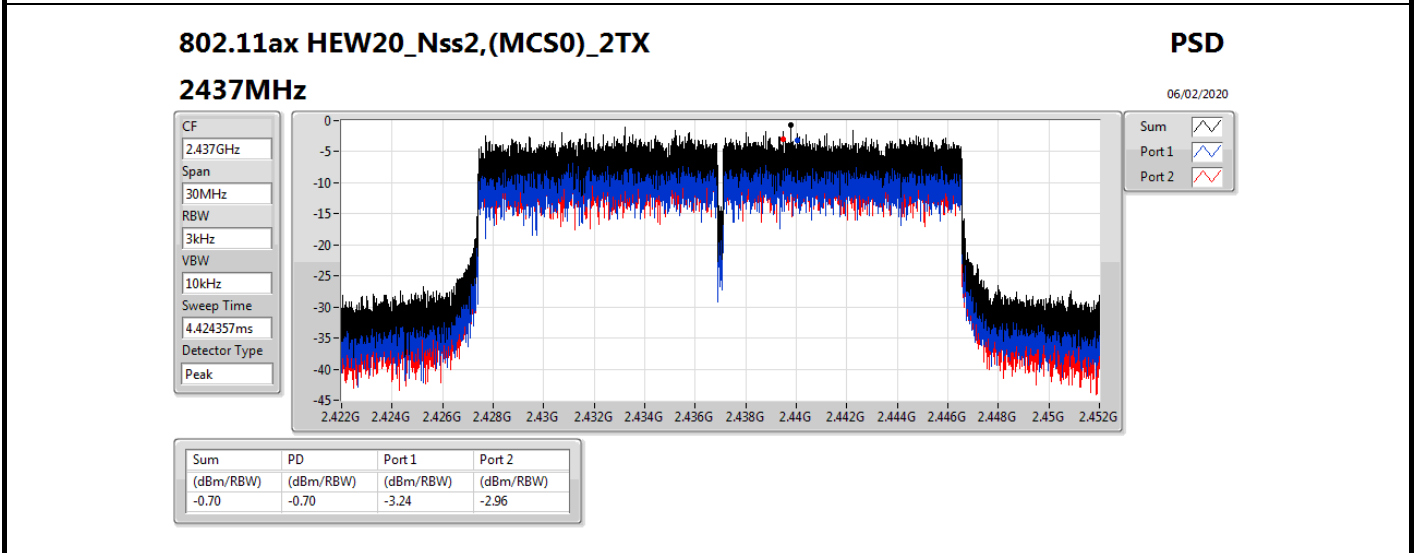
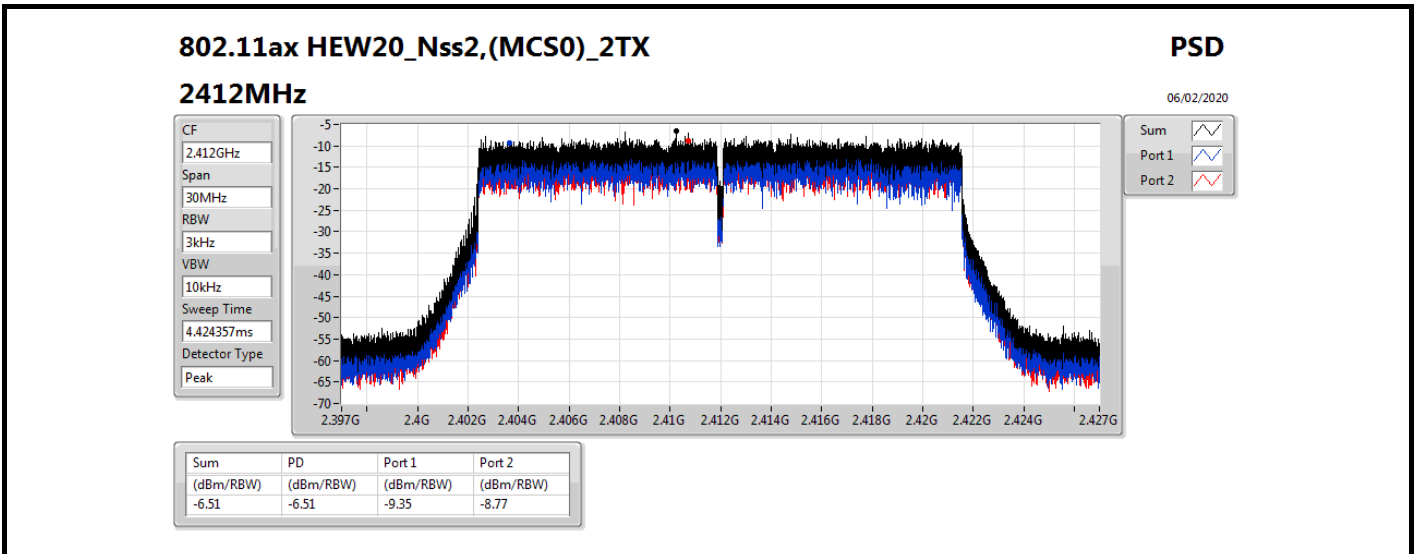
Mode	Result	DG (dBi)	Port 1 (dBm/RBW)	Port 2 (dBm/RBW)	PD (dBm/RBW)	PD Limit (dBm/RBW)
802.11b_Nss1,(1Mbps)_2TX	-	-	-	-	-	-
2412MHz	Pass	3.68	2.04	2.20	3.49	8.00
2437MHz	Pass	3.68	2.35	3.42	4.92	8.00
2462MHz	Pass	3.68	0.84	0.76	3.18	8.00
802.11g_Nss1,(6Mbps)_2TX	-	-	-	-	-	-
2412MHz	Pass	3.68	-6.09	-7.47	-4.40	8.00
2437MHz	Pass	3.68	-0.84	-0.75	2.22	8.00
2462MHz	Pass	3.68	-7.17	-7.45	-4.36	8.00
802.11ax HEW20_Nss2,(MCS0)_2TX	-	-	-	-	-	-
2412MHz	Pass	3.68	-9.35	-8.77	-6.51	8.00
2437MHz	Pass	3.68	-3.24	-2.96	-0.70	8.00
2462MHz	Pass	3.68	-9.48	-9.39	-7.24	8.00
802.11ax HEW40_Nss2,(MCS0)_2TX	-	-	-	-	-	-
2422MHz	Pass	3.68	-10.74	-10.74	-8.65	8.00
2437MHz	Pass	3.68	-8.59	-10.01	-7.19	8.00
2452MHz	Pass	3.68	-10.09	-11.42	-8.35	8.00
802.11ax HEW20-BF_Nss1,(MCS0)_2TX	-	-	-	-	-	-
2412MHz	Pass	3.68	-9.10	-8.68	-6.50	8.00
2437MHz	Pass	3.68	-2.83	-2.22	-1.07	8.00
2462MHz	Pass	3.68	-10.66	-10.16	-8.64	8.00
802.11ax HEW40-BF_Nss1,(MCS0)_2TX	-	-	-	-	-	-
2422MHz	Pass	3.68	-10.49	-11.60	-8.92	8.00
2437MHz	Pass	3.68	-9.27	-10.15	-7.81	8.00
2452MHz	Pass	3.68	-10.98	-11.96	-9.88	8.00

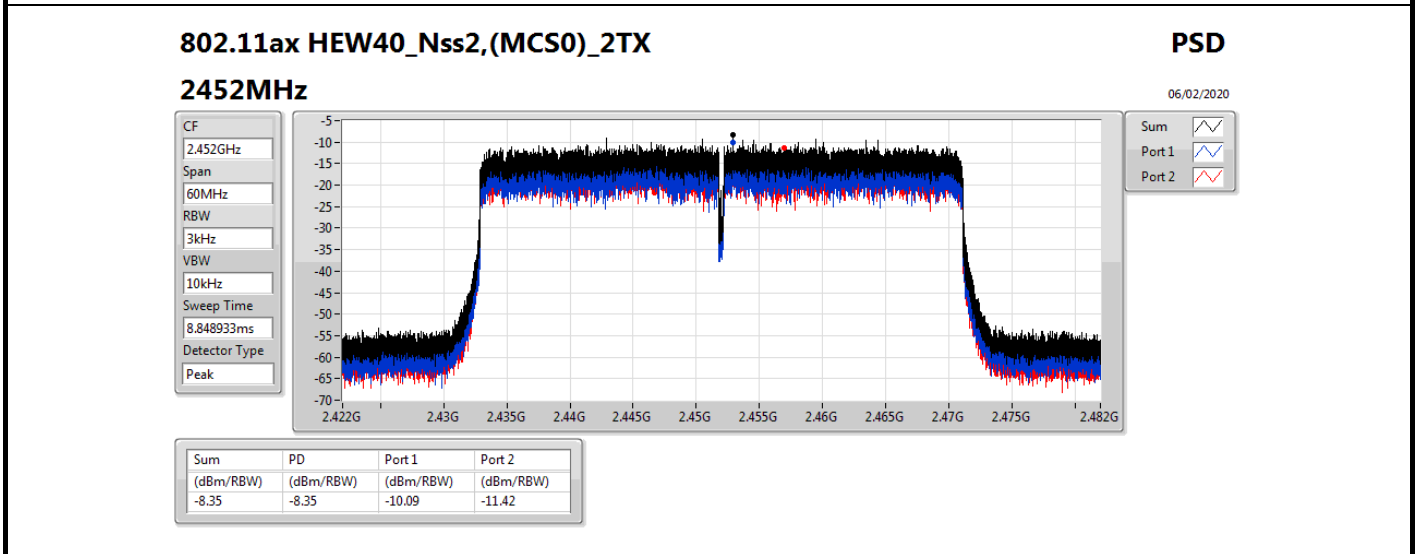
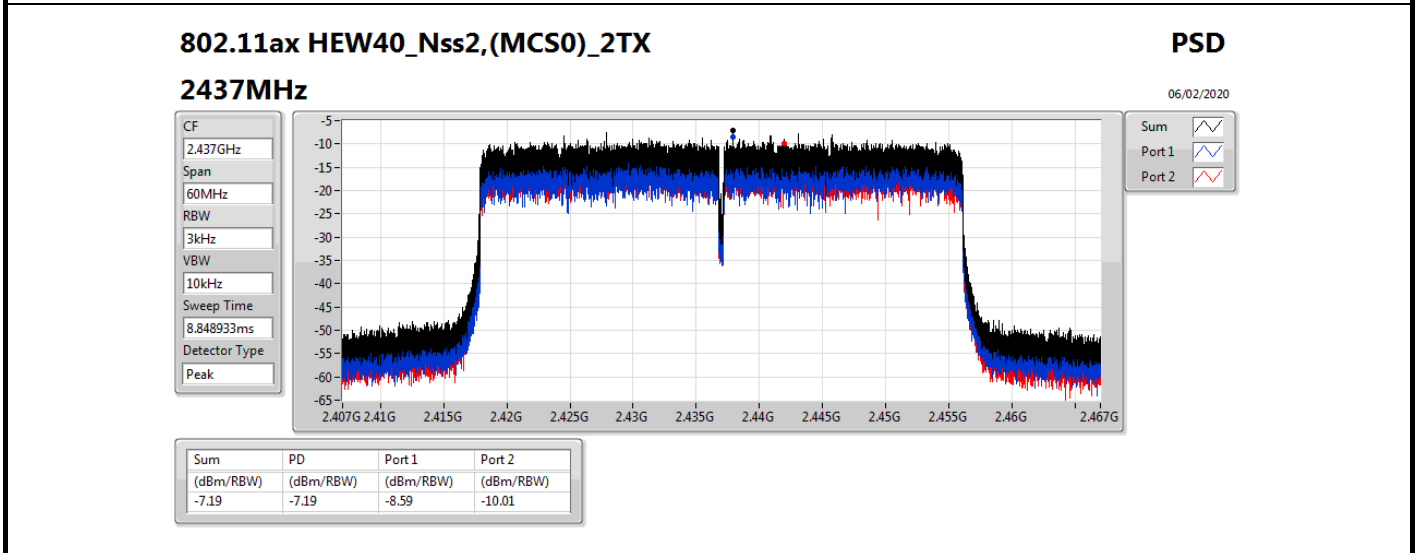
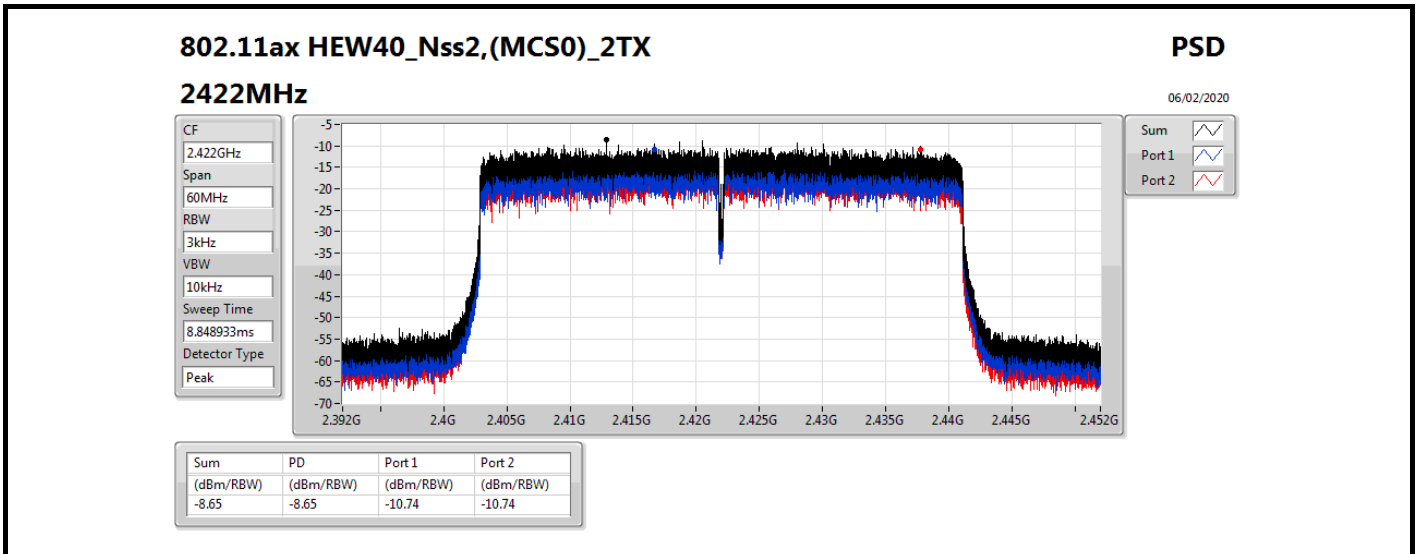
DG = Directional Gain; RBW = 500 kHz for 5.725-5.85GHz band / 1MHz for other band;

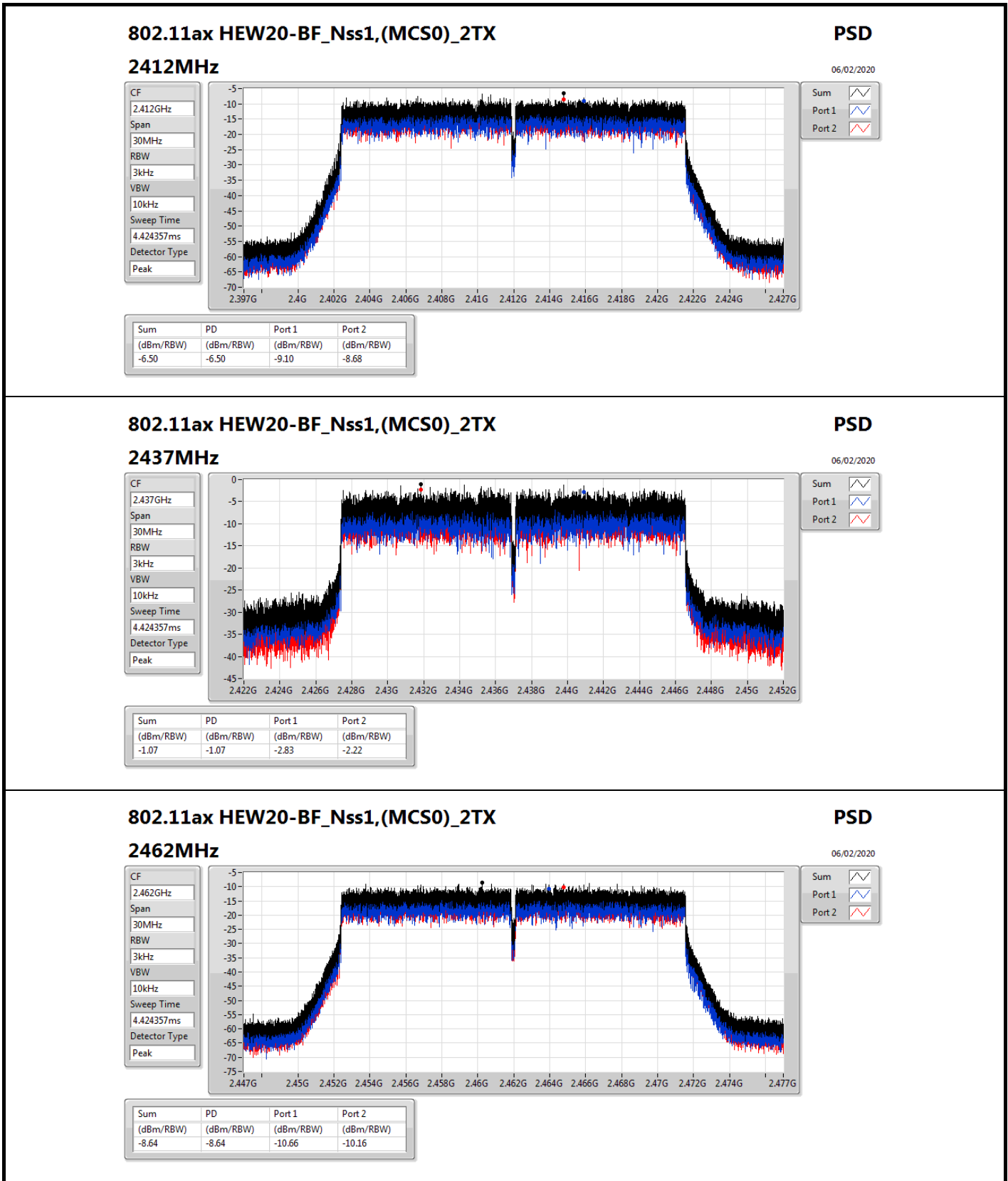
PD = trace bin-by-bin of each transmits port summing can be performed maximum power density; Port X = Port X power density;











802.11ax HEW20-BF_Nss1,(MCS0)_2TX

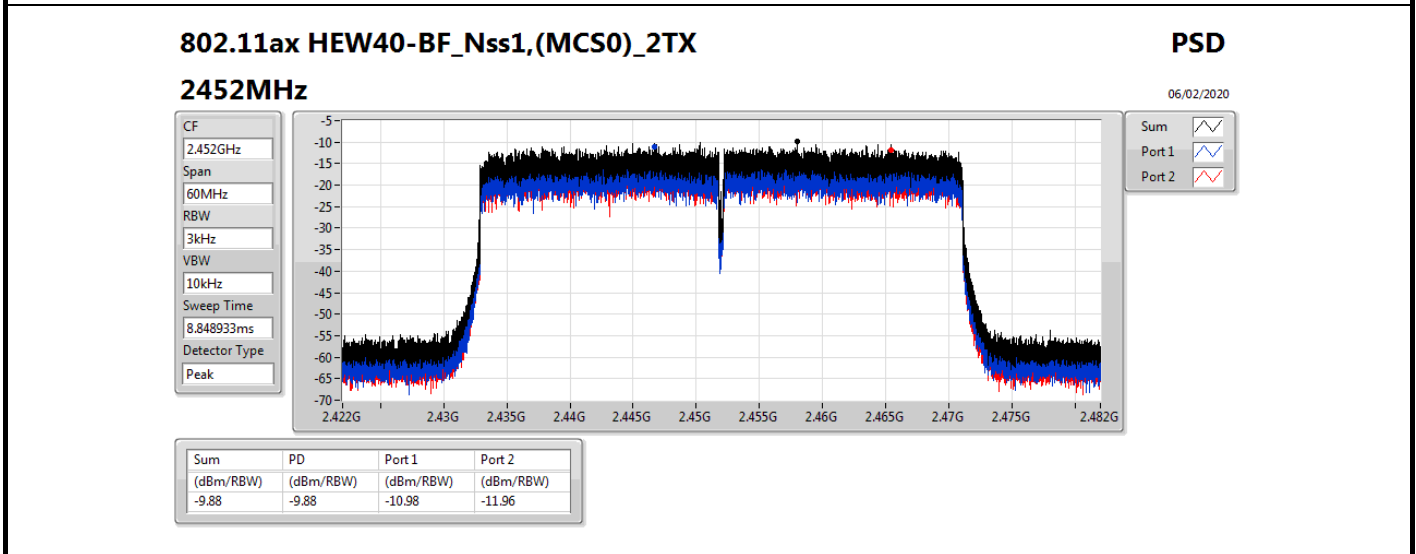
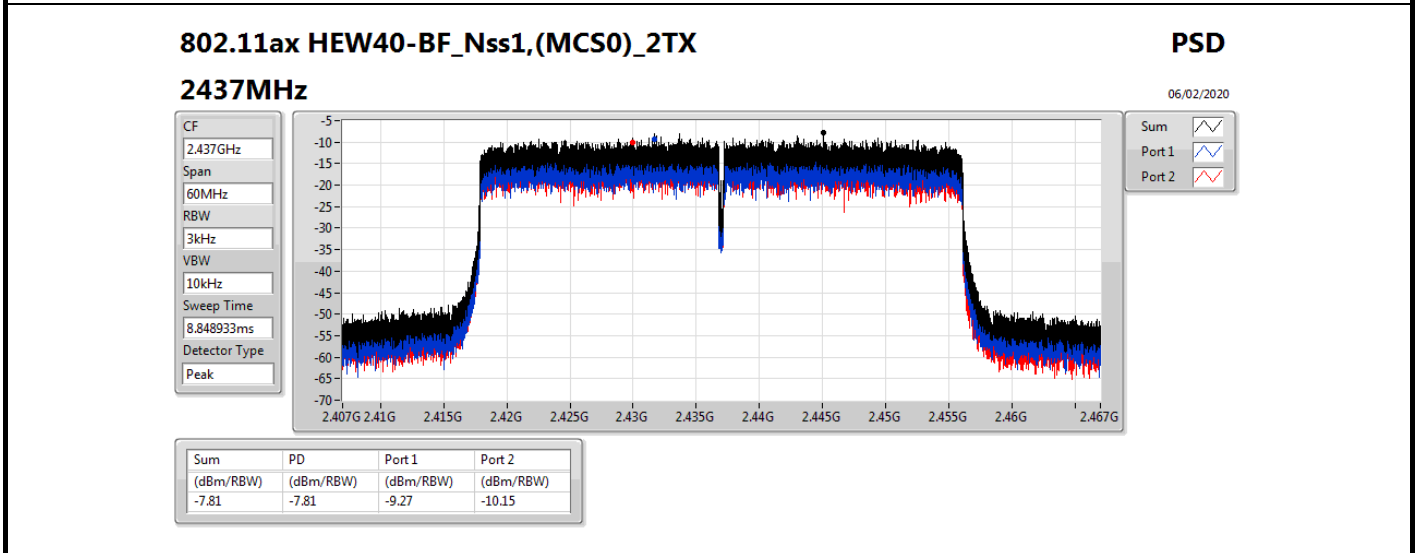
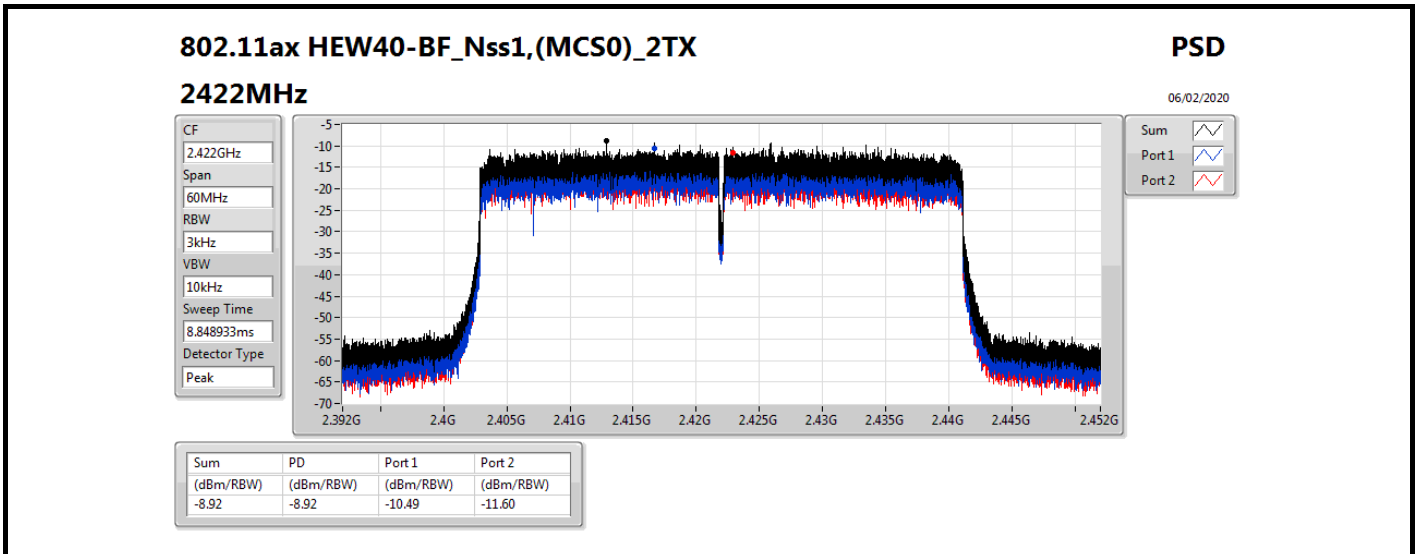
2462MHz

PSD

06/02/2020

Sum	PD	Port 1	Port 2
(dBm/RBW)	(dBm/RBW)	(dBm/RBW)	(dBm/RBW)
-8.64	-8.64	-10.66	-10.16

Sum	Port 1	Port 2
(dBm/RBW)	(dBm/RBW)	(dBm/RBW)
-8.64	-10.66	-10.16





**For EUT 1:
Summary**

Mode	Result	Ref (Hz)	Ref (dBm)	Limit (dBm)	Freq (Hz)	Level (dBm)	Freq (Hz)	Level (dBm)	Freq (Hz)	Level (dBm)	Freq (Hz)	Level (dBm)	Freq (Hz)	Level (dBm)	Port
2.4-2.4835GHz	-	-	-	-	-	-	-	-	-	-	-	-	-	-	-
802.11b_Nss1,(1Mbps)_2TX	Pass	2.43599G	19.24	-10.76	2.3G	-50.68	2.4G	-22.30	2.4G	-23.03	2.48754G	-46.97	7.23514G	-42.99	1
802.11g_Nss1,(6Mbps)_2TX	Pass	2.44196G	15.11	-14.89	2.30874G	-51.03	2.39892G	-26.90	2.4G	-28.10	2.50002G	-48.09	15.14405G	-47.13	2
802.11ax HEW20_Nss2,(MCS0)_2TX	Pass	2.43198G	14.25	-15.75	1.92982G	-52.39	2.39994G	-28.30	2.4G	-33.09	2.49482G	-49.11	16.63874G	-46.36	2
802.11ax HEW40_Nss2,(MCS0)_2TX	Pass	2.43198G	6.57	-23.43	2.14567G	-52.24	2.39948G	-26.86	2.4G	-36.89	2.48694G	-32.79	16.44328G	-46.64	2
802.11ax HEW20-BF_Nss1,(MCS0)_2TX	Pass	2.4395G	14.59	-15.41	2.30903G	-52.81	2.39952G	-30.07	2.4G	-32.59	2.4896G	-49.01	15.25363G	-46.19	2
802.11ax HEW40-BF_Nss1,(MCS0)_2TX	Pass	2.44075G	6.72	-23.28	2.16142G	-52.58	2.39948G	-27.30	2.4G	-36.10	2.4869G	-35.62	15.03258G	-46.61	2

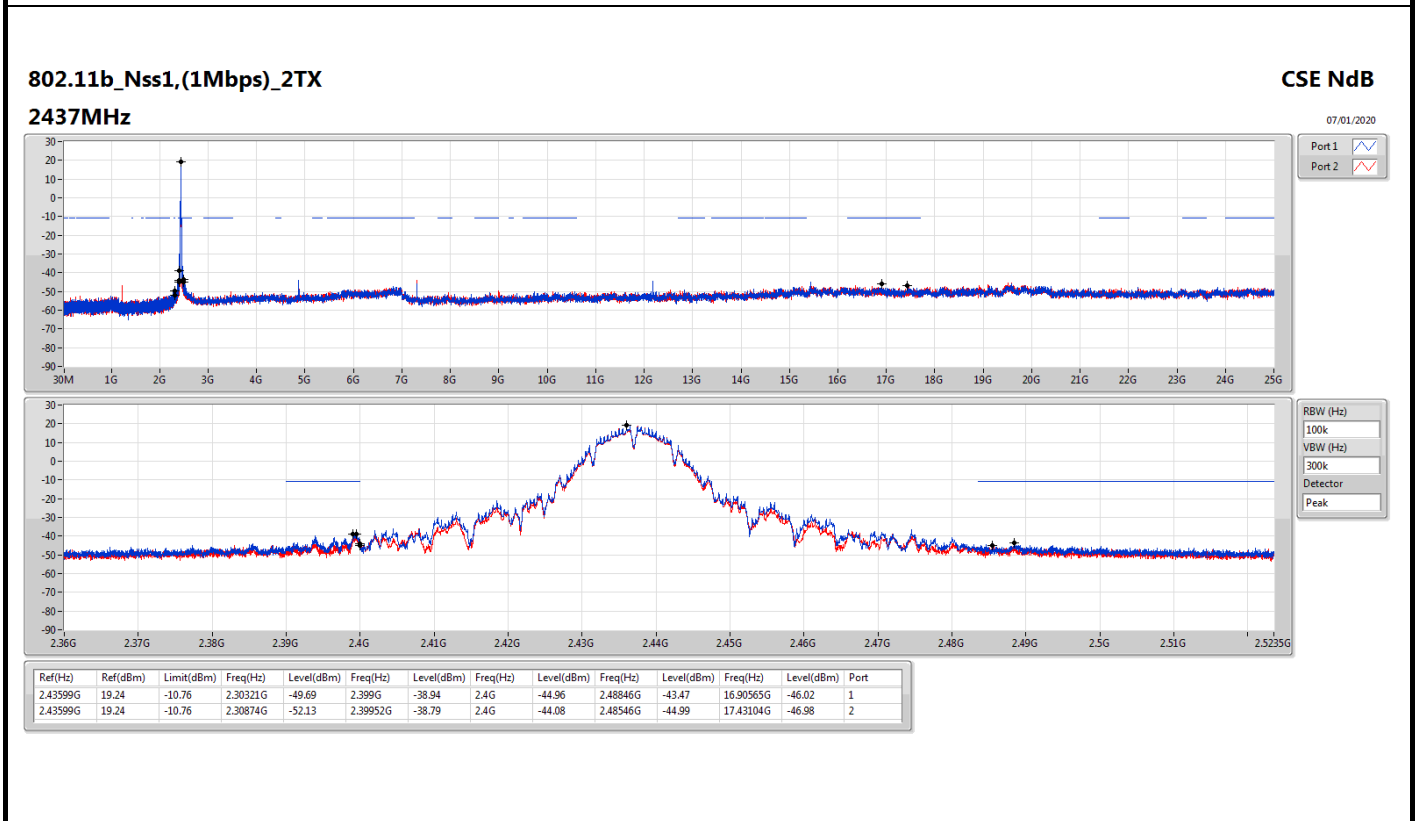
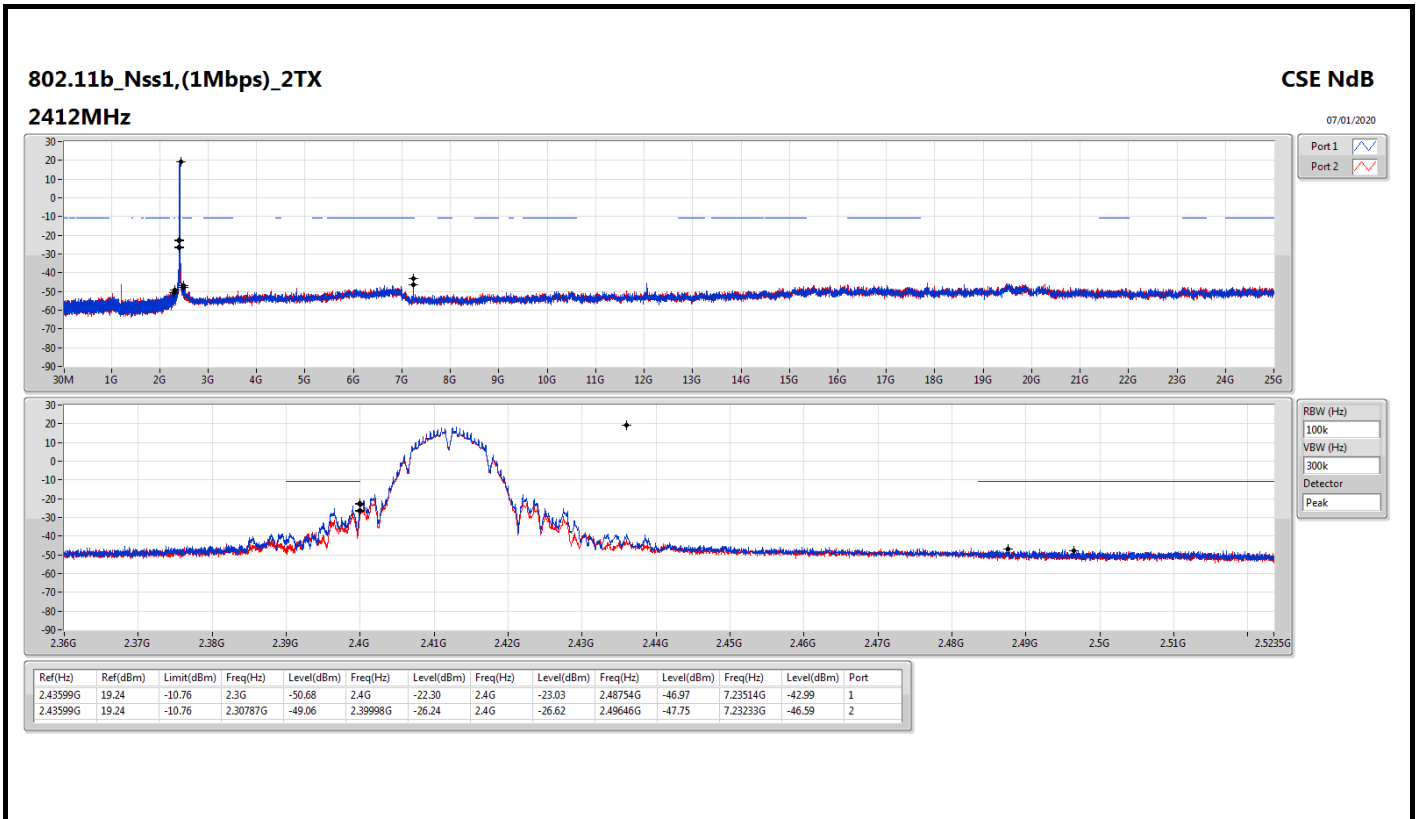


CSE(Non-restricted Band) Result

Appendix E

Result

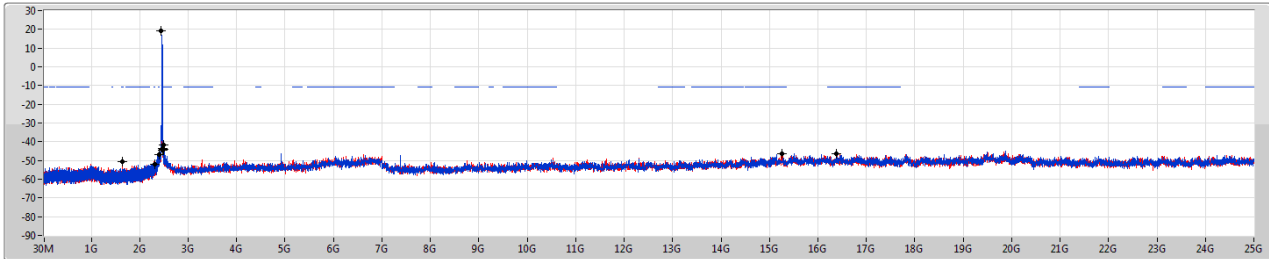
Mode	Result	Ref (Hz)	Ref (dBm)	Limit (dBm)	Freq (Hz)	Level (dBm)	Freq (Hz)	Level (dBm)	Freq (Hz)	Level (dBm)	Freq (Hz)	Level (dBm)	Freq (Hz)	Level (dBm)	Port
802.11b_Nss1,(1Mbps)_2TX	-	-	-	-	-	-	-	-	-	-	-	-	-	-	-
2412MHz	Pass	2.43599G	19.24	-10.76	2.3G	-50.68	2.4G	-22.30	2.4G	-23.03	2.48754G	-46.97	7.23514G	-42.99	1
2412MHz	Pass	2.43599G	19.24	-10.76	2.30787G	-49.06	2.39998G	-26.24	2.4G	-26.62	2.49646G	-47.75	7.23233G	-46.59	2
2437MHz	Pass	2.43599G	19.24	-10.76	2.30321G	-49.69	2.399G	-38.94	2.4G	-44.96	2.48846G	-43.47	16.90565G	-46.02	1
2437MHz	Pass	2.43599G	19.24	-10.76	2.30874G	-52.13	2.39952G	-38.79	2.4G	-44.08	2.48546G	-44.99	17.43104G	-46.98	2
2462MHz	Pass	2.43599G	19.24	-10.76	2.30903G	-51.98	2.39894G	-47.04	2.4835G	-44.56	2.48602G	-41.52	16.38307G	-46.36	1
2462MHz	Pass	2.43599G	19.24	-10.76	1.64149G	-50.66	2.39846G	-47.10	2.4835G	-43.51	2.4865G	-44.18	15.25082G	-46.34	2
802.11g_Nss1,(6Mbps)_2TX	-	-	-	-	-	-	-	-	-	-	-	-	-	-	-
2412MHz	Pass	2.44196G	15.11	-14.89	2.30233G	-50.78	2.39894G	-29.01	2.4G	-30.11	2.4852G	-48.20	15.20025G	-46.88	1
2412MHz	Pass	2.44196G	15.11	-14.89	2.30874G	-51.03	2.39892G	-26.90	2.4G	-28.10	2.50002G	-48.09	15.14405G	-47.13	2
2437MHz	Pass	2.44196G	15.11	-14.89	2.30379G	-49.40	2.39862G	-32.51	2.4G	-33.27	2.48386G	-35.85	2.5235G	-46.28	1
2437MHz	Pass	2.44196G	15.11	-14.89	2.30495G	-51.71	2.3986G	-32.56	2.4G	-36.10	2.48382G	-36.13	16.23697G	-46.43	2
2462MHz	Pass	2.44196G	15.11	-14.89	2.30175G	-53.22	2.39668G	-49.06	2.4835G	-41.69	2.48454G	-38.52	16.82979G	-46.15	1
2462MHz	Pass	2.44196G	15.11	-14.89	859.19M	-51.99	2.3928G	-49.31	2.4835G	-39.58	2.4845G	-38.98	15.1272G	-46.84	2
802.11ax HEW20_Nss2,(MCS0)_2TX	-	-	-	-	-	-	-	-	-	-	-	-	-	-	-
2412MHz	Pass	2.43198G	14.25	-15.75	1.98866G	-51.48	2.39886G	-30.28	2.4G	-32.91	2.4857G	-49.01	24.48585G	-46.24	1
2412MHz	Pass	2.43198G	14.25	-15.75	1.92982G	-52.39	2.39994G	-28.30	2.4G	-33.09	2.49482G	-49.11	16.63874G	-46.36	2
2437MHz	Pass	2.43198G	14.25	-15.75	2.30408G	-50.03	2.3998G	-32.11	2.4G	-33.35	2.4842G	-36.62	15.14967G	-46.16	1
2437MHz	Pass	2.43198G	14.25	-15.75	895.89M	-46.57	2.39942G	-33.16	2.4G	-33.43	2.48426G	-37.36	15.07663G	-46.79	2
2462MHz	Pass	2.43198G	14.25	-15.75	1.97497G	-52.28	2.3964G	-49.92	2.4835G	-45.66	2.48358G	-39.13	6.73222G	-46.08	1
2462MHz	Pass	2.43198G	14.25	-15.75	2.12642G	-52.85	2.39908G	-50.04	2.4835G	-44.50	2.48488G	-40.62	16.79608G	-46.63	2
802.11ax HEW40_Nss2,(MCS0)_2TX	-	-	-	-	-	-	-	-	-	-	-	-	-	-	-
2422MHz	Pass	2.43198G	6.57	-23.43	2.30626G	-51.02	2.39772G	-32.17	2.4G	-32.48	2.49202G	-45.83	16.2722G	-46.46	1
2422MHz	Pass	2.43198G	6.57	-23.43	2.30998G	-51.95	2.39824G	-32.61	2.4G	-36.87	2.48726G	-46.42	16.44048G	-46.87	2
2437MHz	Pass	2.43198G	6.57	-23.43	2.30626G	-51.81	2.39976G	-27.98	2.4G	-31.19	2.48826G	-32.67	17.45292G	-46.84	1
2437MHz	Pass	2.43198G	6.57	-23.43	2.14567G	-52.24	2.39948G	-26.86	2.4G	-36.89	2.48694G	-32.79	16.44328G	-46.64	2
2452MHz	Pass	2.43198G	6.57	-23.43	2.30941G	-52.29	2.39828G	-41.42	2.4835G	-39.50	2.48382G	-34.15	17.42488G	-46.69	1
2452MHz	Pass	2.43198G	6.57	-23.43	2.30254G	-52.24	2.39476G	-42.69	2.4835G	-37.90	2.48822G	-32.45	24.49237G	-46.51	2
802.11ax HEW20-BF_Nss1,(MCS0)_2TX	-	-	-	-	-	-	-	-	-	-	-	-	-	-	-
2412MHz	Pass	2.4395G	14.59	-15.41	2.30787G	-51.82	2.39742G	-31.17	2.4G	-34.67	2.49204G	-48.19	16.86632G	-46.11	1
2412MHz	Pass	2.4395G	14.59	-15.41	2.30903G	-52.81	2.39952G	-30.07	2.4G	-32.59	2.4896G	-49.01	15.25363G	-46.19	2
2437MHz	Pass	2.4395G	14.59	-15.41	2.30262G	-50.44	2.39998G	-31.32	2.4G	-31.99	2.48358G	-35.43	24.16275G	-46.76	1
2437MHz	Pass	2.4395G	14.59	-15.41	2.30699G	-50.40	2.39996G	-32.20	2.4G	-33.91	2.4835G	-37.55	16.44207G	-47.09	2
2462MHz	Pass	2.4395G	14.59	-15.41	2.15846G	-51.41	2.39184G	-49.77	2.4835G	-47.07	2.4852G	-44.04	15.13844G	-46.58	1
2462MHz	Pass	2.4395G	14.59	-15.41	2.30292G	-53.05	2.39232G	-50.01	2.4835G	-49.21	2.48378G	-44.84	16.84946G	-45.65	2
802.11ax HEW40-BF_Nss1,(MCS0)_2TX	-	-	-	-	-	-	-	-	-	-	-	-	-	-	-
2422MHz	Pass	2.44075G	6.72	-23.28	2.30941G	-52.60	2.39772G	-34.47	2.4G	-35.10	2.48674G	-47.27	6.88533G	-46.42	1
2422MHz	Pass	2.44075G	6.72	-23.28	2.30741G	-51.06	2.39944G	-32.72	2.4G	-36.91	2.48598G	-46.34	17.40244G	-47.23	2
2437MHz	Pass	2.44075G	6.72	-23.28	2.10159G	-51.78	2.39972G	-30.05	2.4G	-33.77	2.48822G	-31.91	16.80226G	-46.86	1
2437MHz	Pass	2.44075G	6.72	-23.28	2.16142G	-52.58	2.39948G	-27.30	2.4G	-36.10	2.4869G	-35.62	15.03258G	-46.61	2
2452MHz	Pass	2.44075G	6.72	-23.28	2.30483G	-51.47	2.39856G	-45.40	2.4835G	-40.86	2.48386G	-39.00	17.43609G	-46.44	1
2452MHz	Pass	2.44075G	6.72	-23.28	1.96992G	-52.90	2.39828G	-44.45	2.4835G	-41.07	2.48486G	-37.19	24.77283G	-46.47	2



802.11b_Nss1,(1Mbps)_2TX 2462MHz

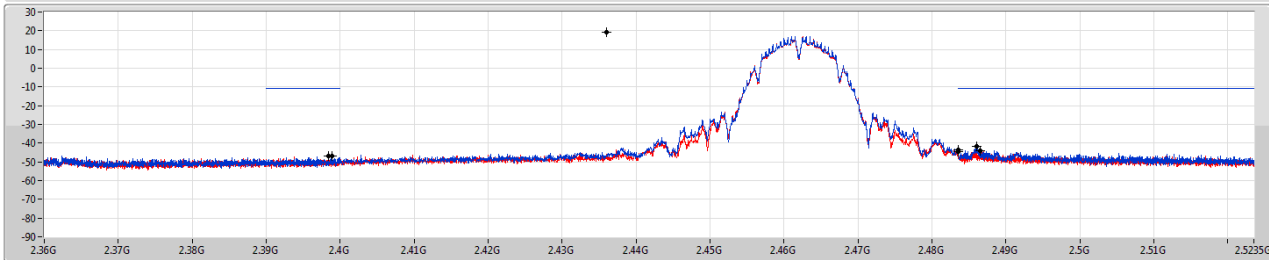
CSE NdB

07/01/2020



Port 1

Port 2



RBW (Hz)
100k

VBW (Hz)
300k

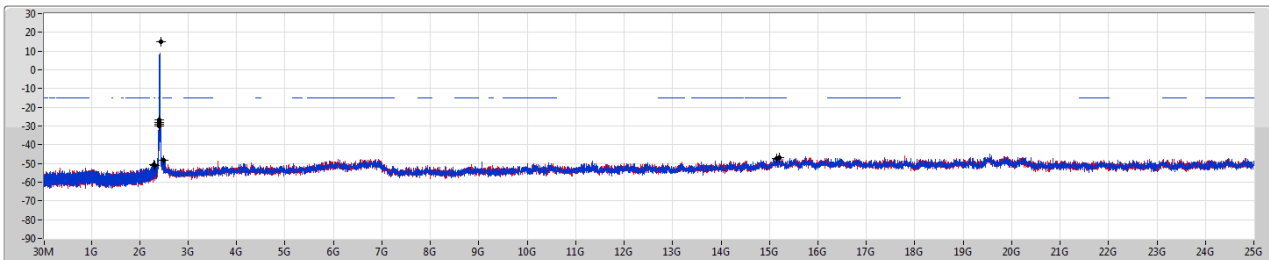
Detector
Peak

Ref(Hz)	Ref(dBm)	Limit(dBm)	Freq(Hz)	Level(dBm)	Freq(Hz)	Level(dBm)	Freq(Hz)	Level(dBm)	Freq(Hz)	Level(dBm)	Freq(Hz)	Level(dBm)	Port
2.43599G	19.24	-10.76	2.30903G	-51.98	2.39894G	-47.04	2.4835G	-44.56	2.48602G	-41.52	16.38307G	-46.36	1
2.43599G	19.24	-10.76	1.64149G	-50.66	2.39846G	-47.10	2.4835G	-43.51	2.4865G	-44.18	15.25082G	-46.34	2

802.11g_Nss1,(6Mbps)_2TX 2412MHz

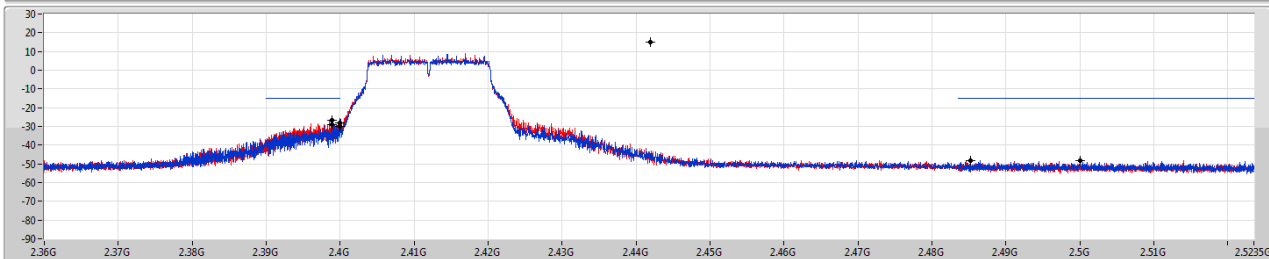
CSE NdB

07/01/2020



Port 1

Port 2

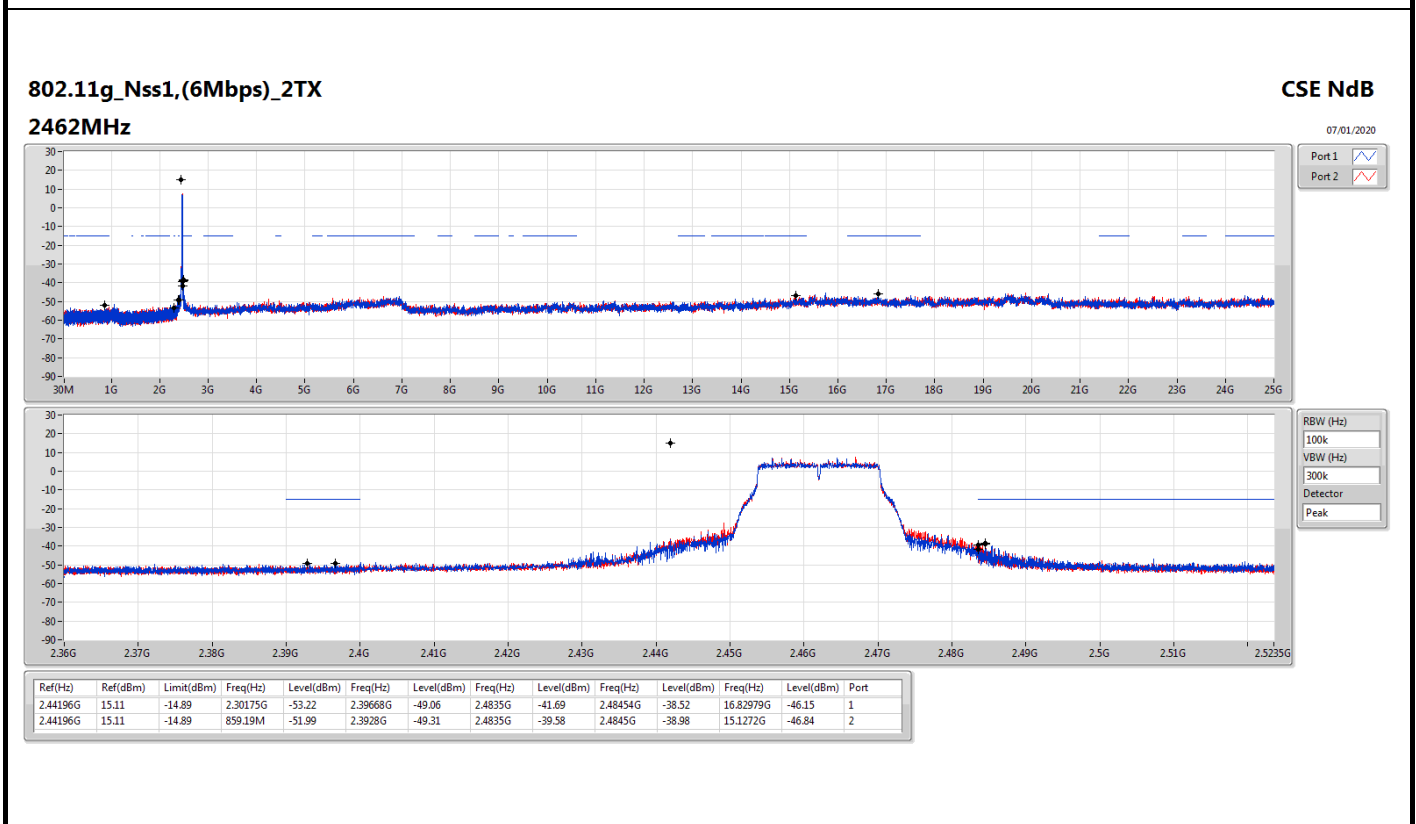
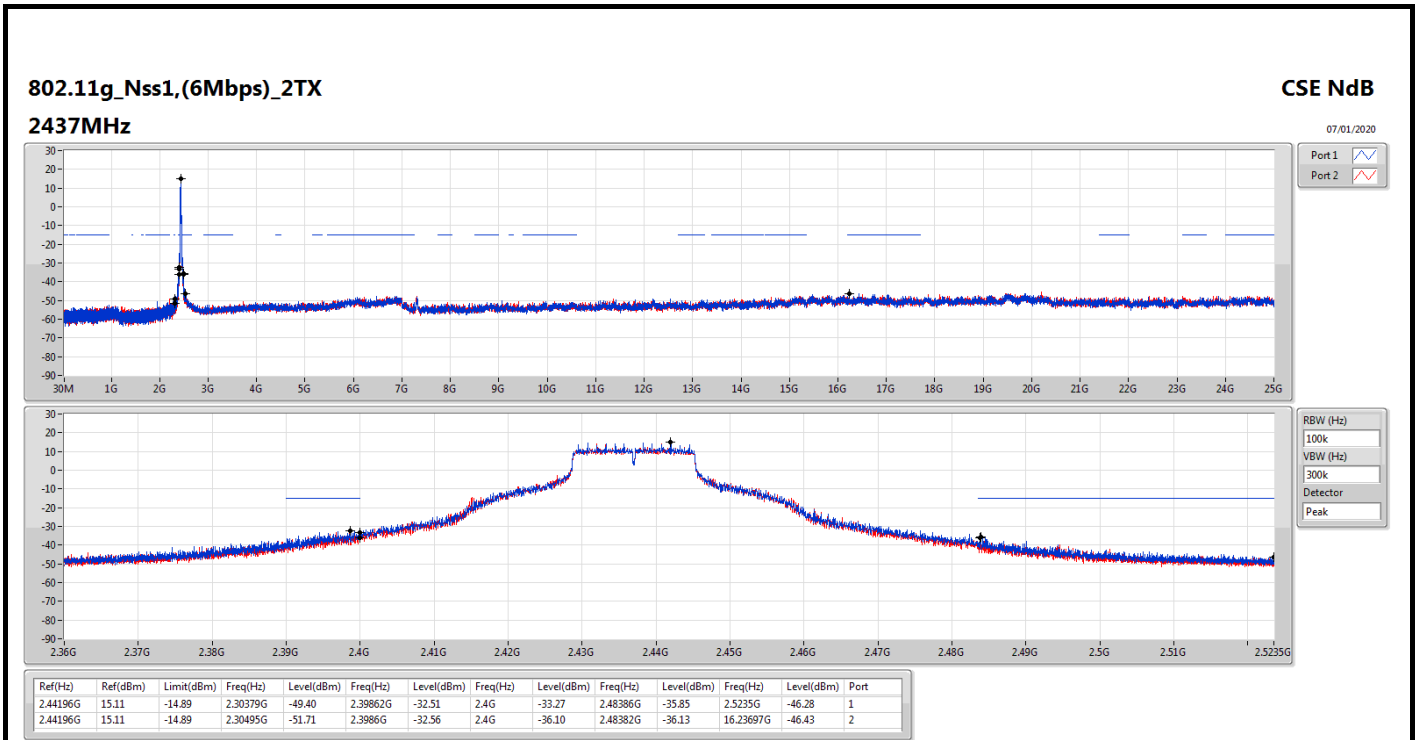


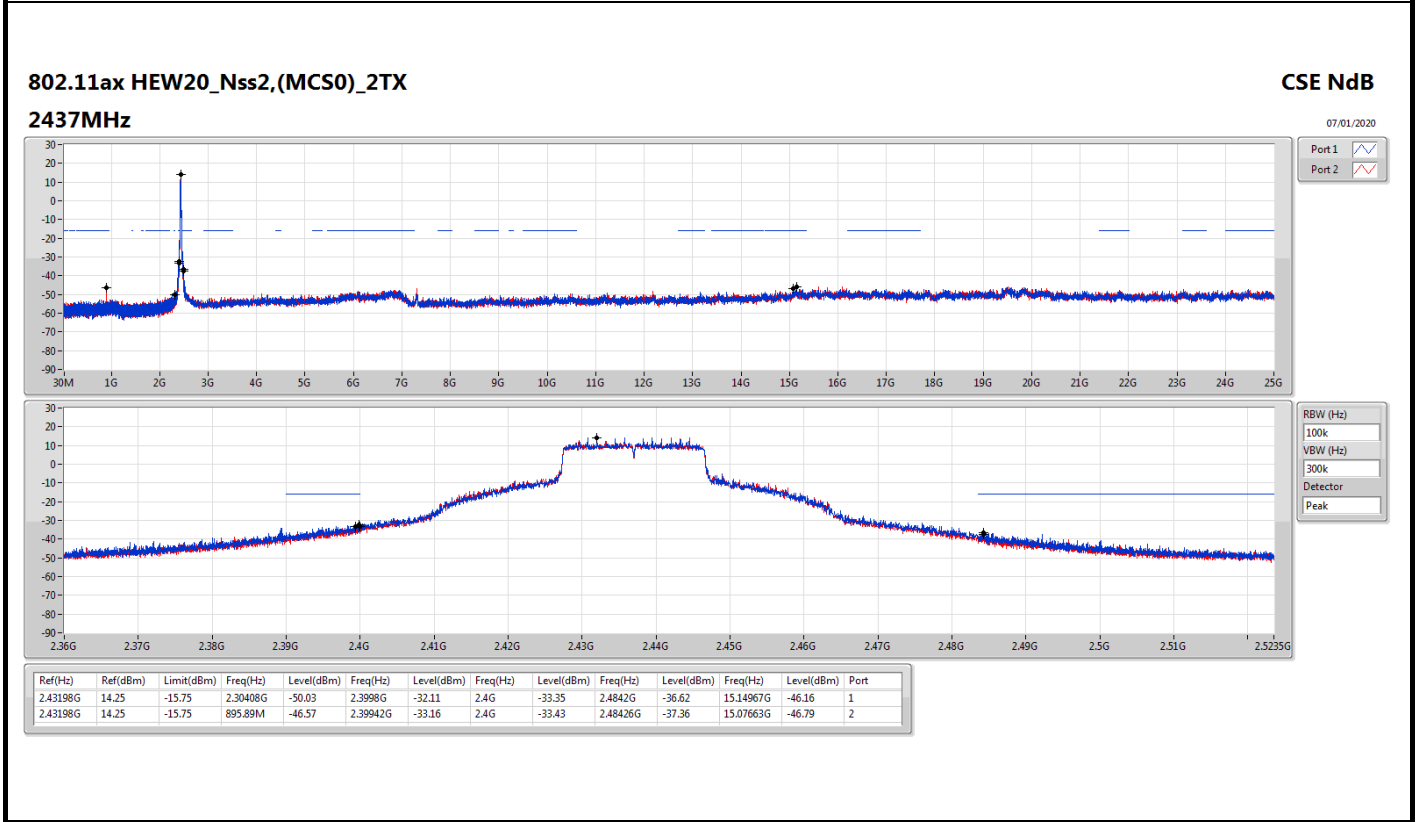
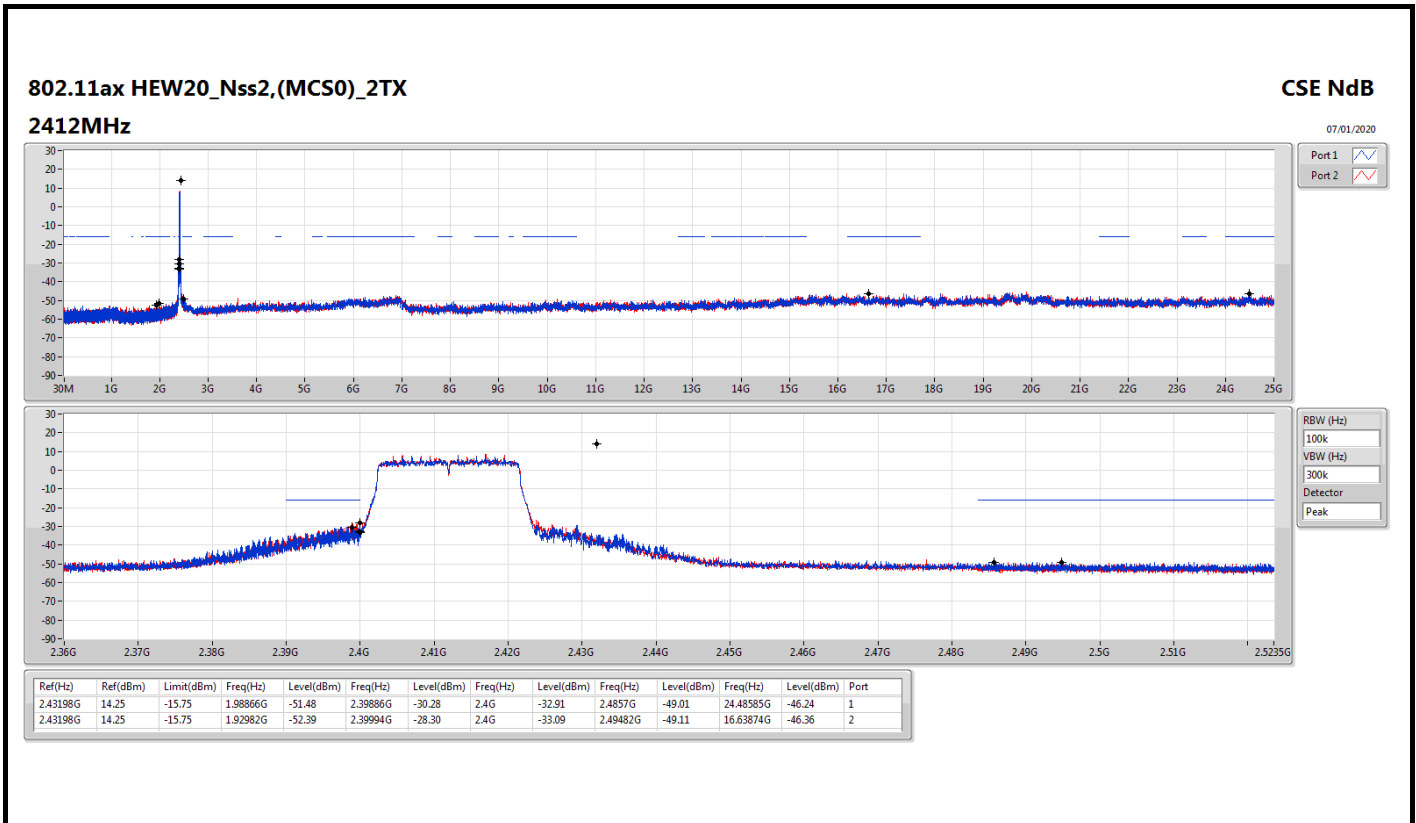
RBW (Hz)
100k

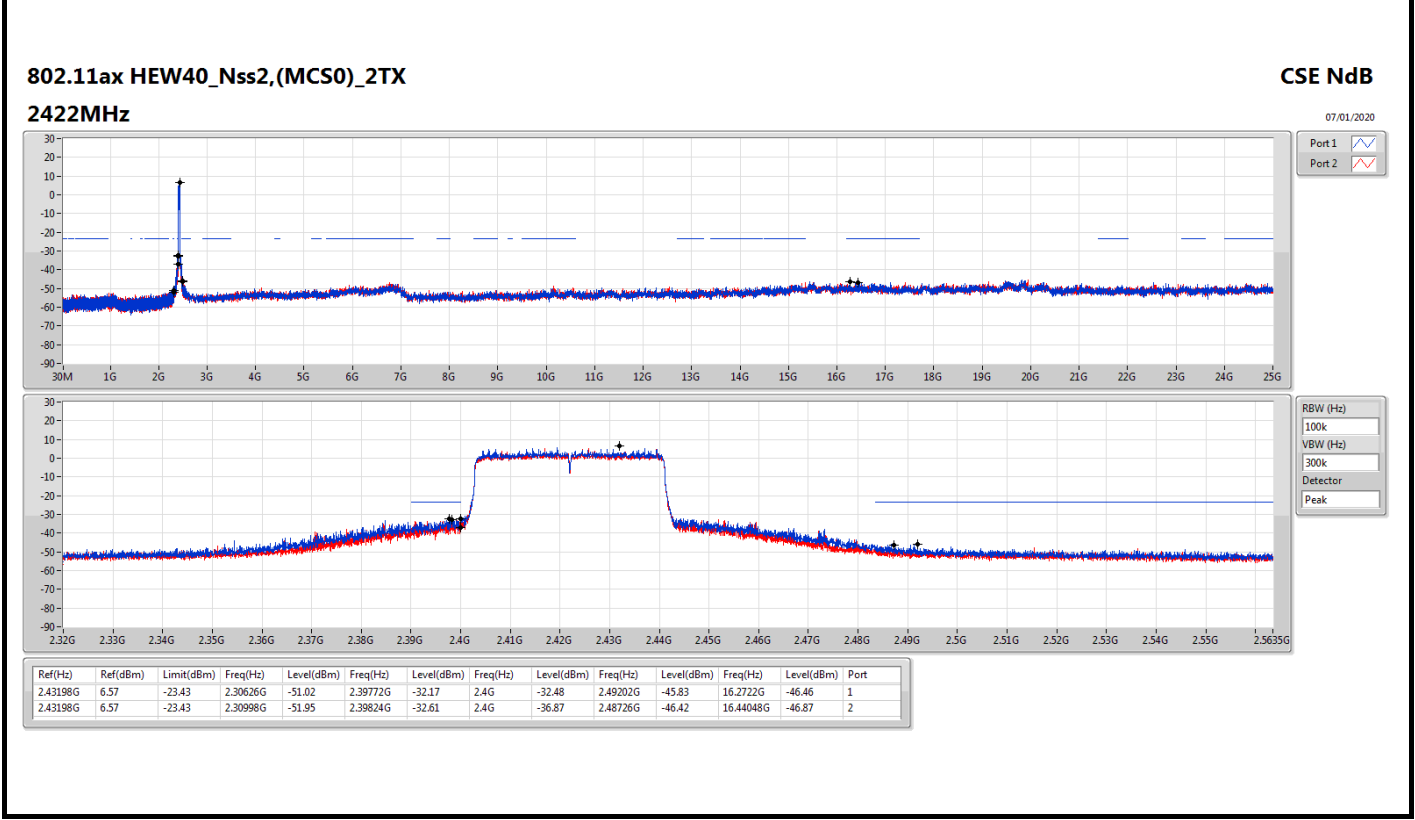
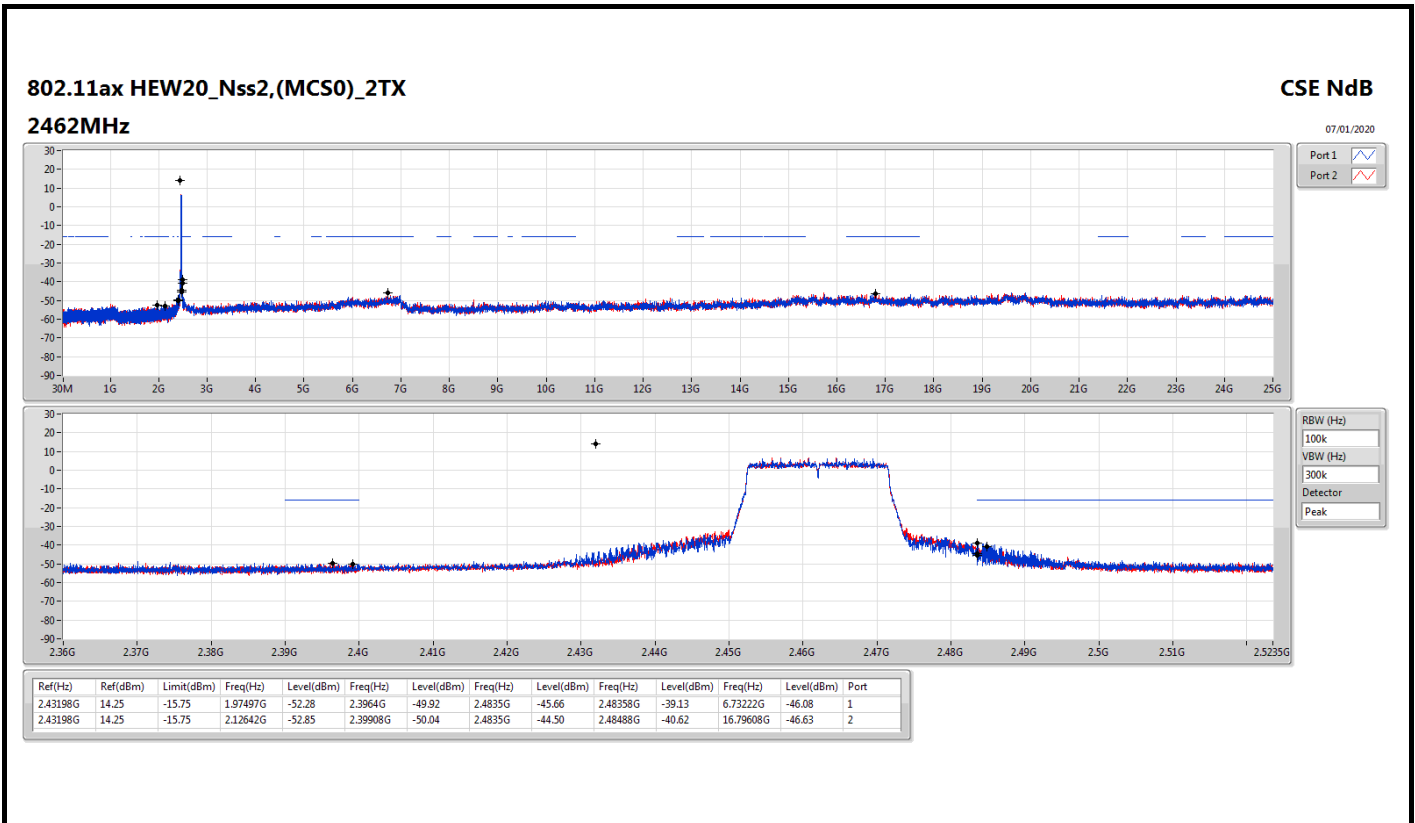
VBW (Hz)
300k

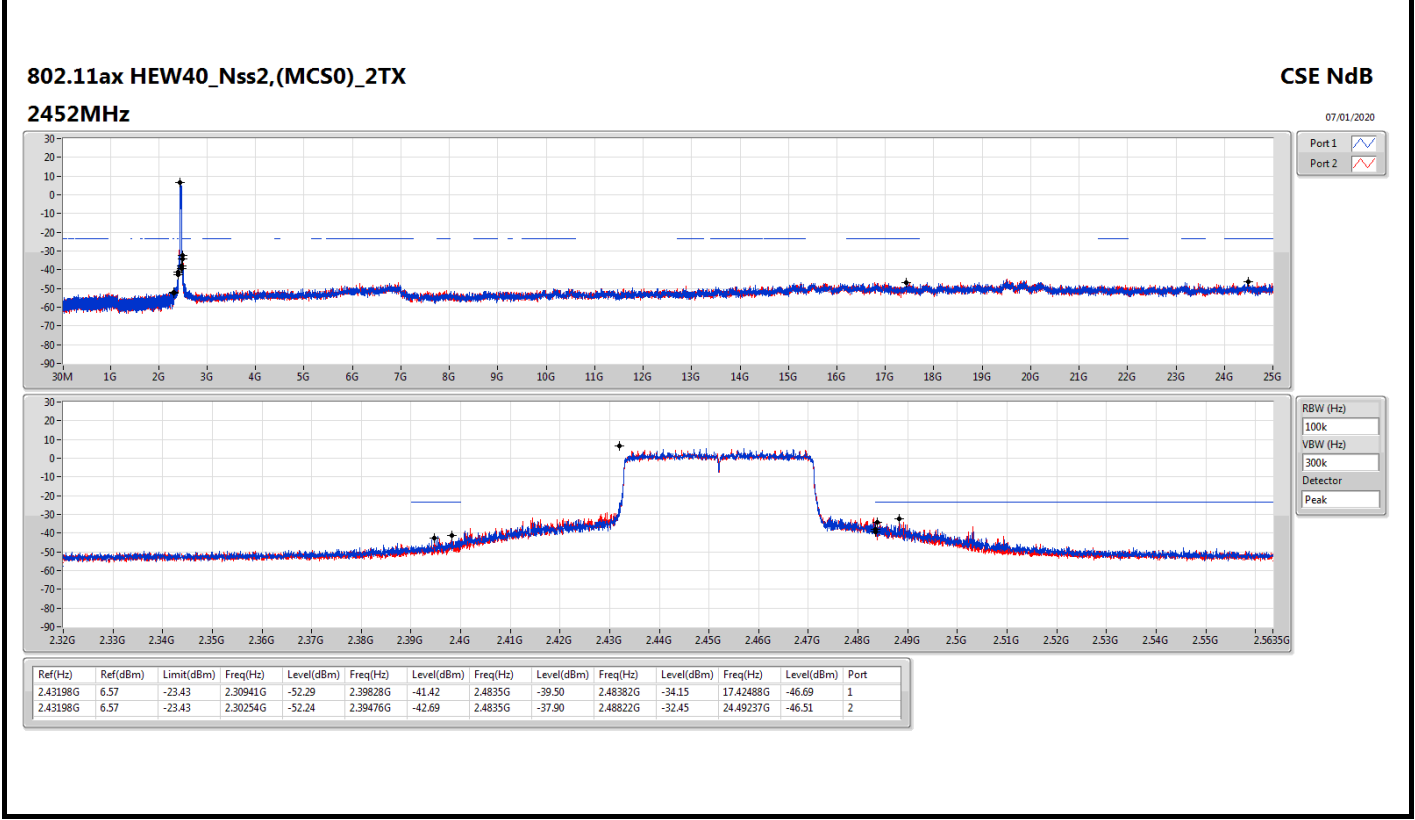
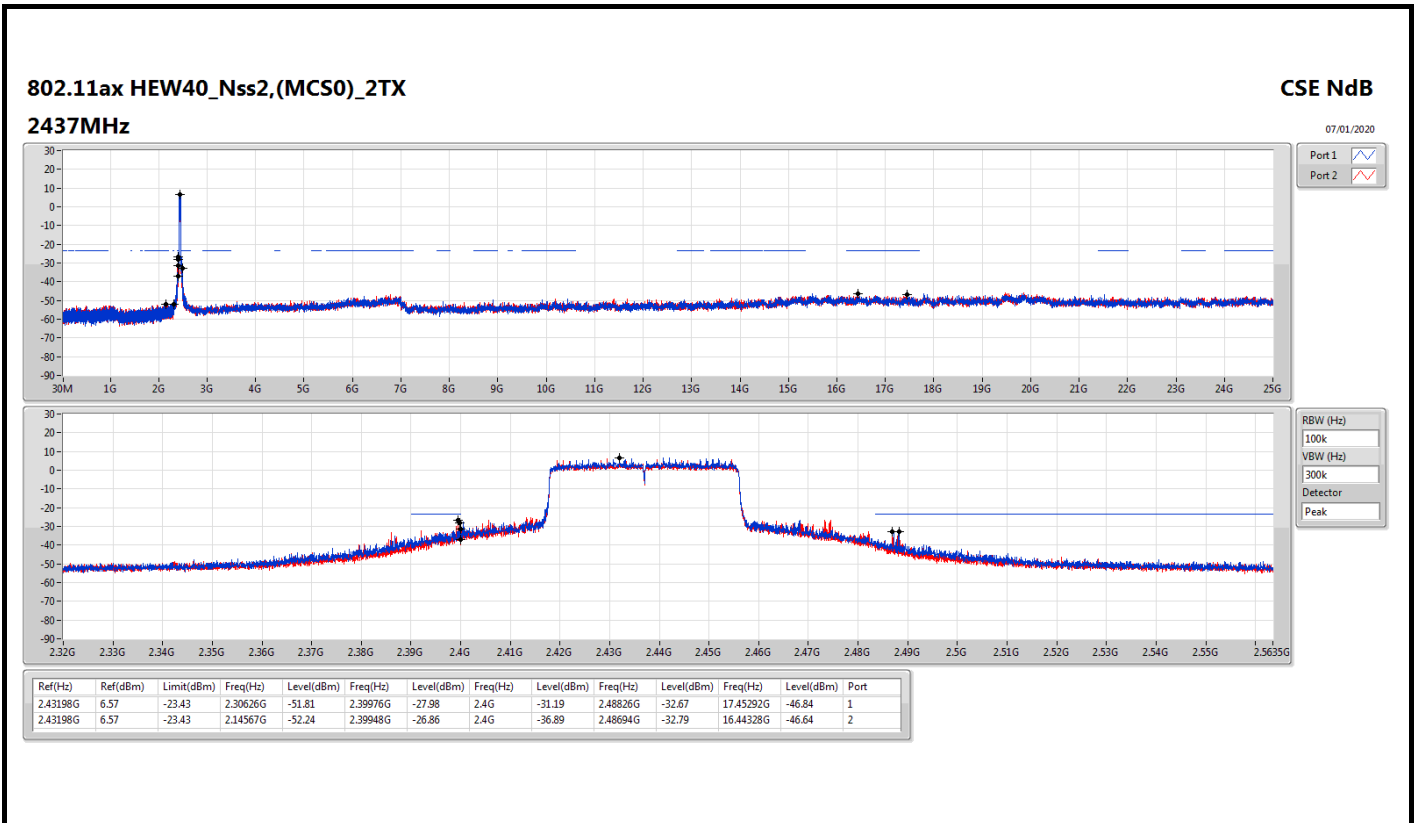
Detector
Peak

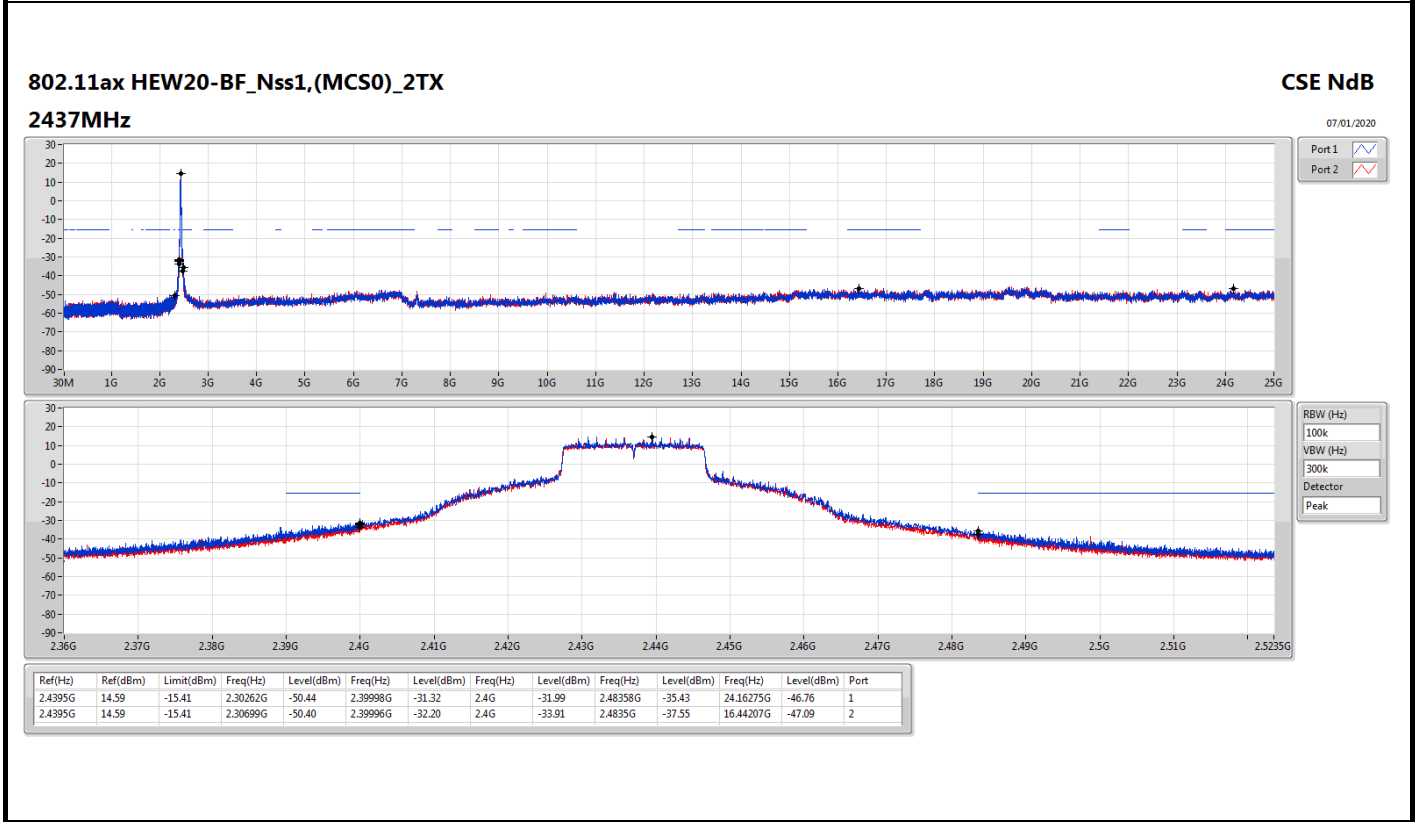
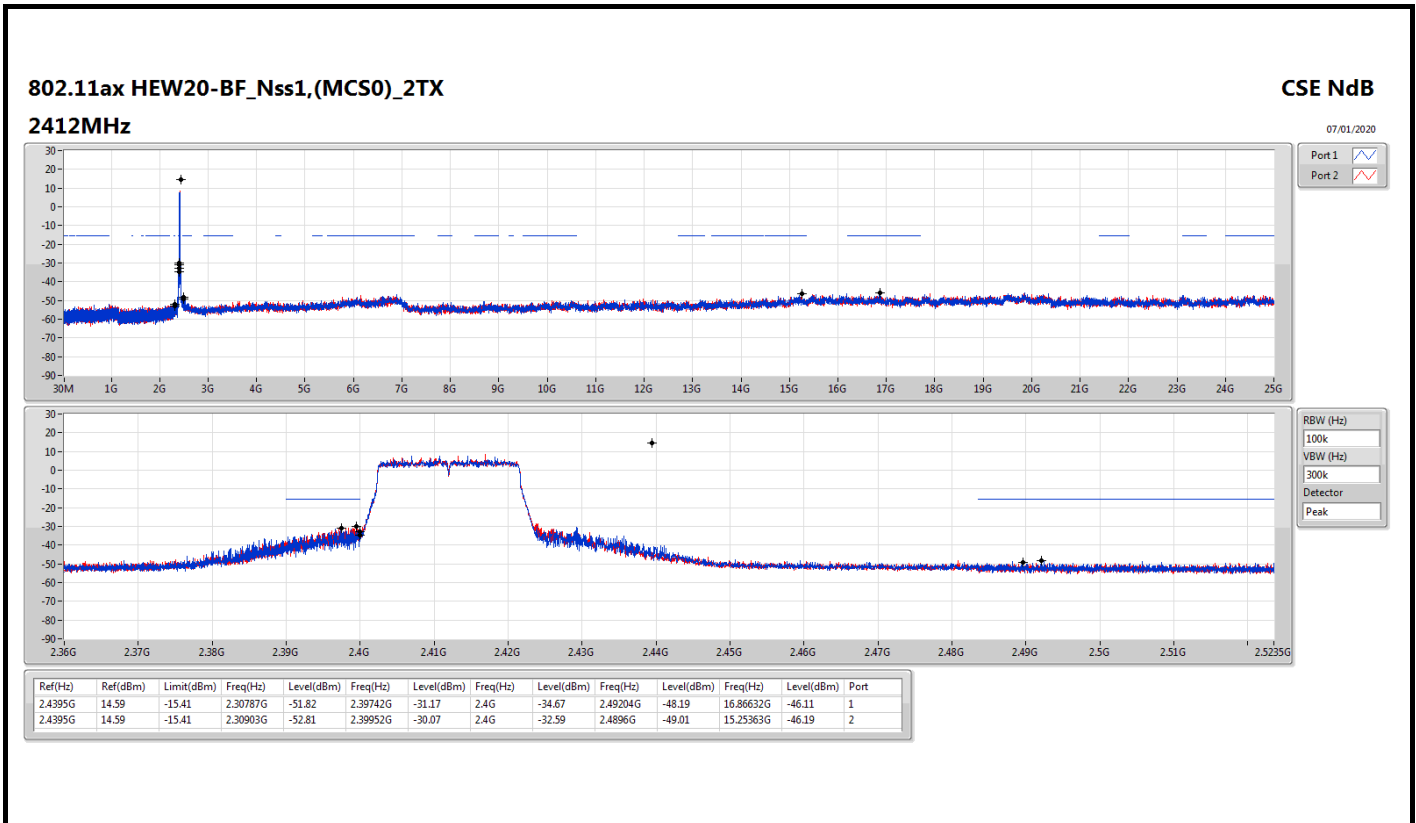
Ref(Hz)	Ref(dBm)	Limit(dBm)	Freq(Hz)	Level(dBm)	Freq(Hz)	Level(dBm)	Freq(Hz)	Level(dBm)	Freq(Hz)	Level(dBm)	Freq(Hz)	Level(dBm)	Port
2.44196G	15.11	-14.89	2.30233G	-50.78	2.39894G	-29.01	2.4G	-30.11	2.4852G	-48.20	15.20025G	-46.88	1
2.44196G	15.11	-14.89	2.30874G	-51.03	2.39892G	-26.90	2.4G	-28.10	2.50002G	-48.09	15.14405G	-47.13	2

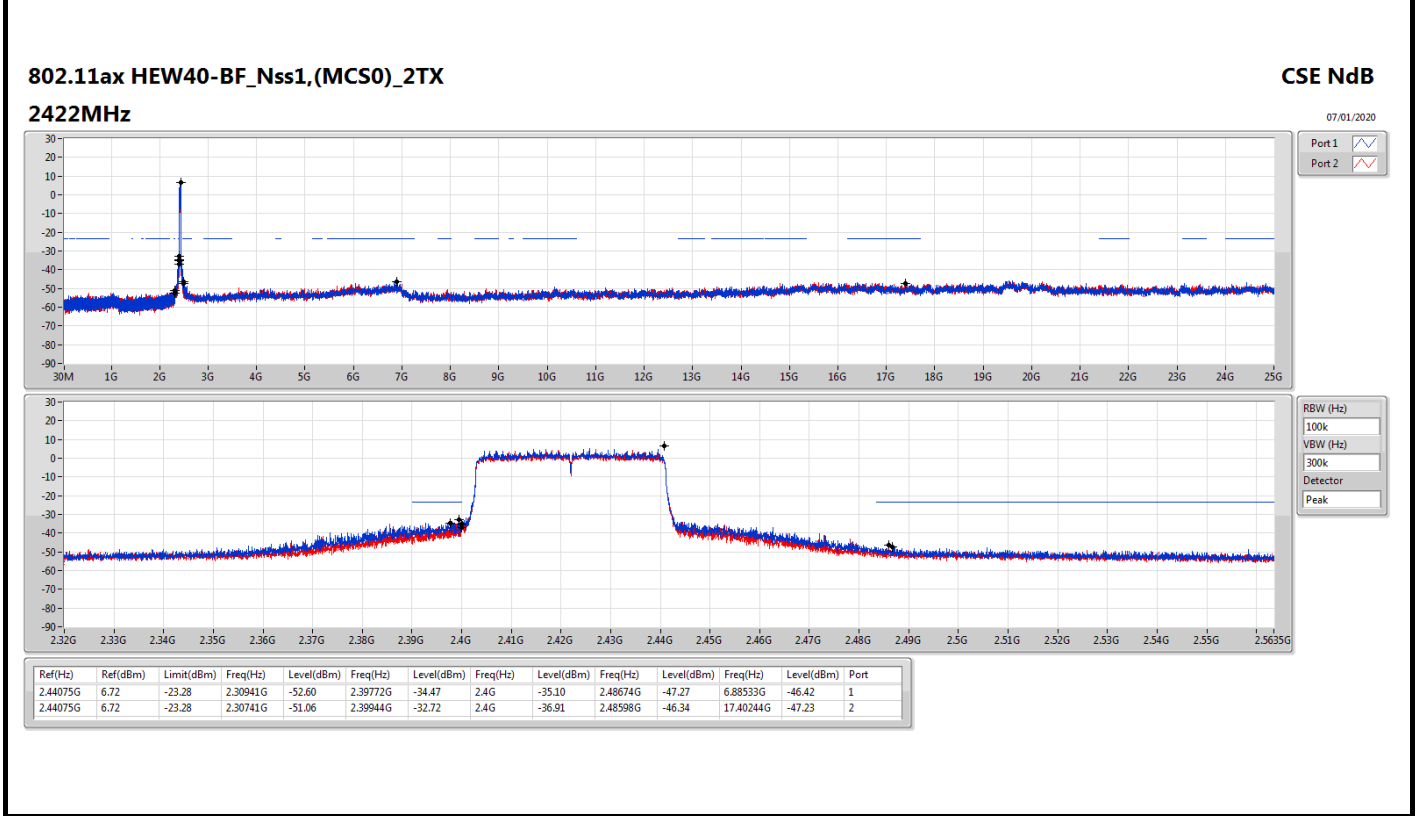
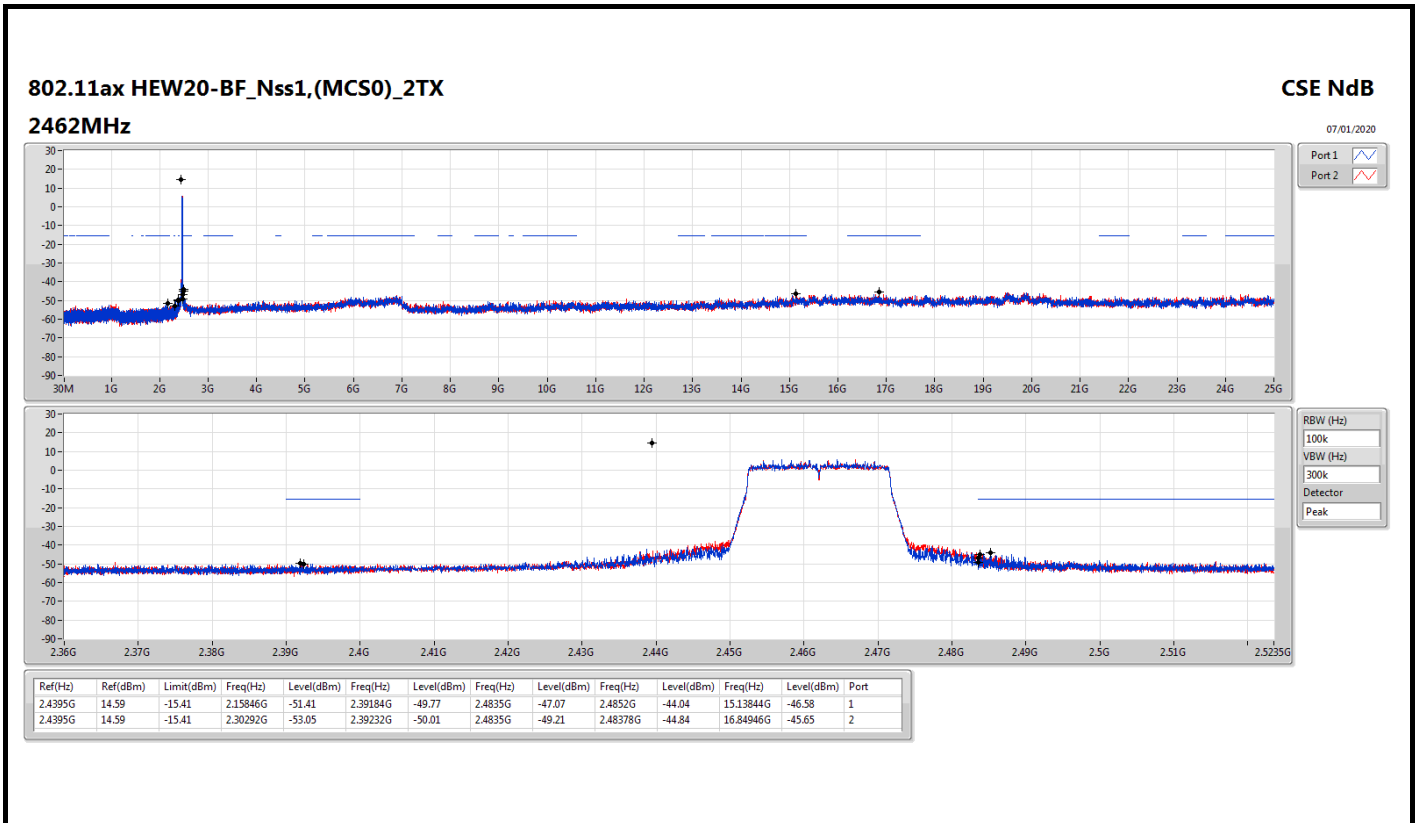


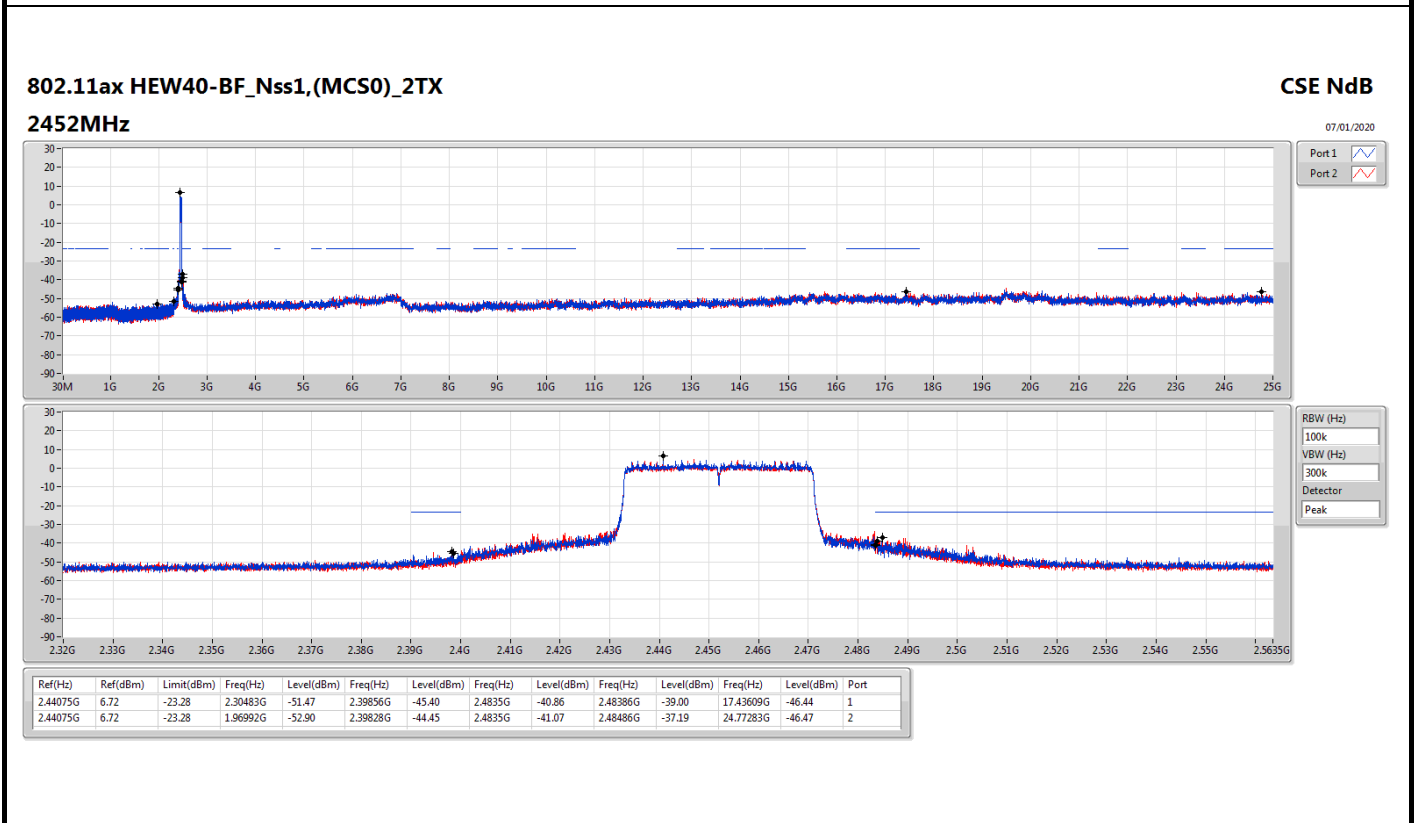
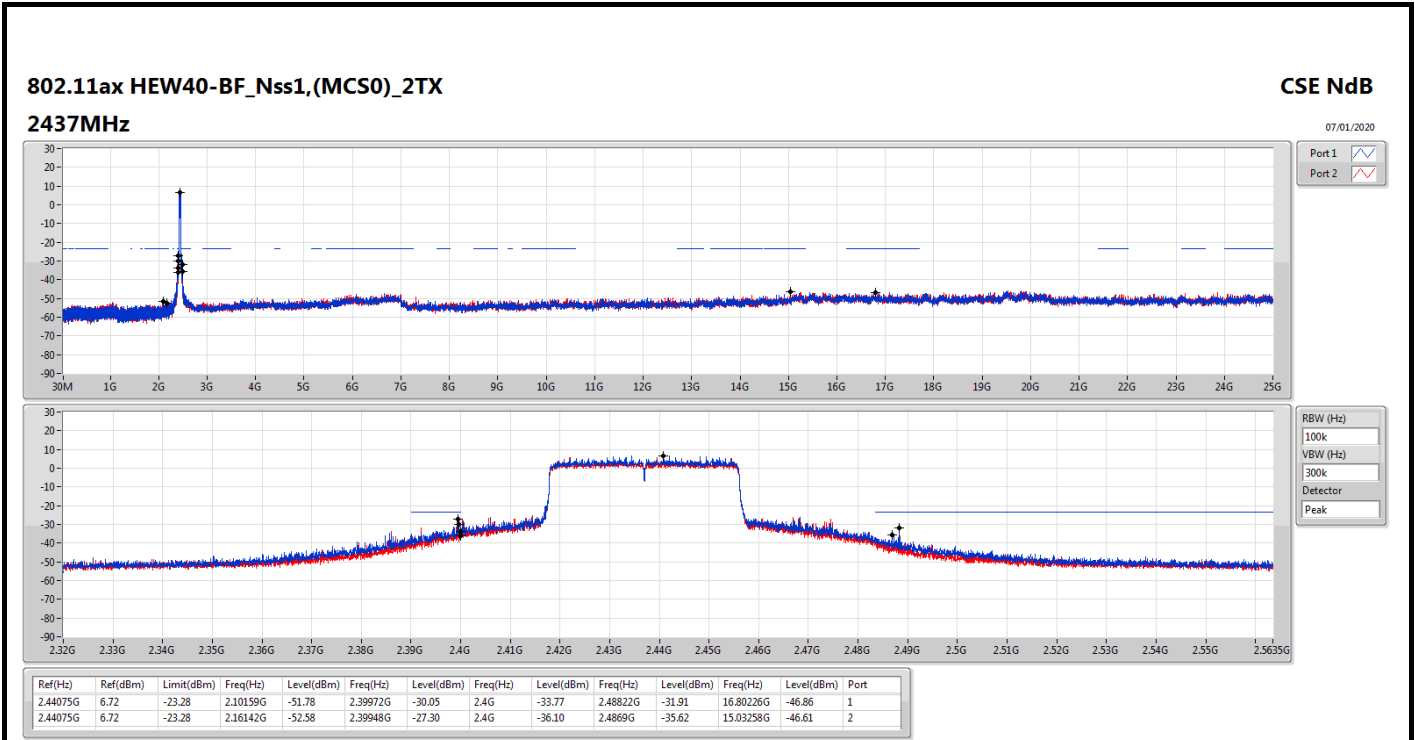








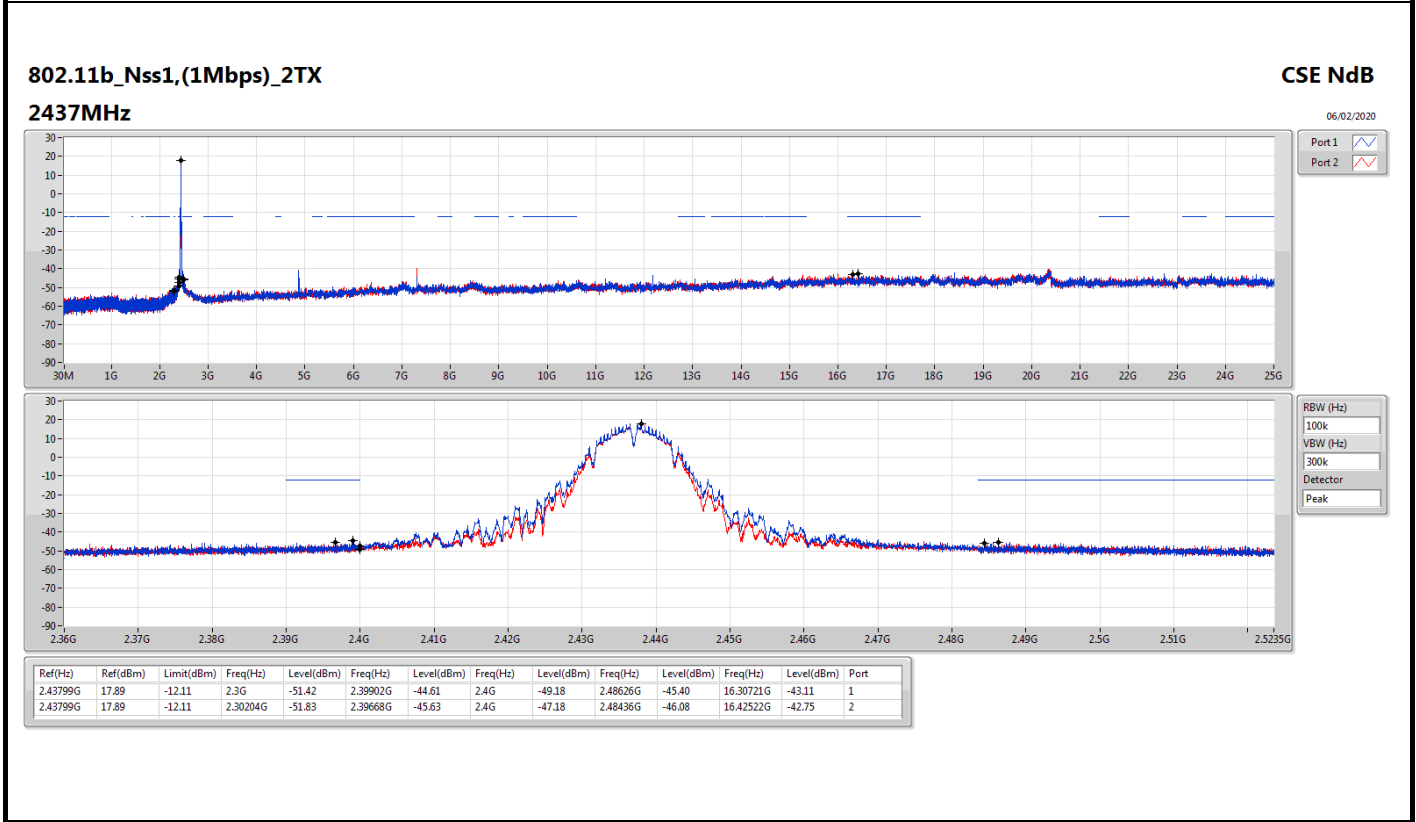
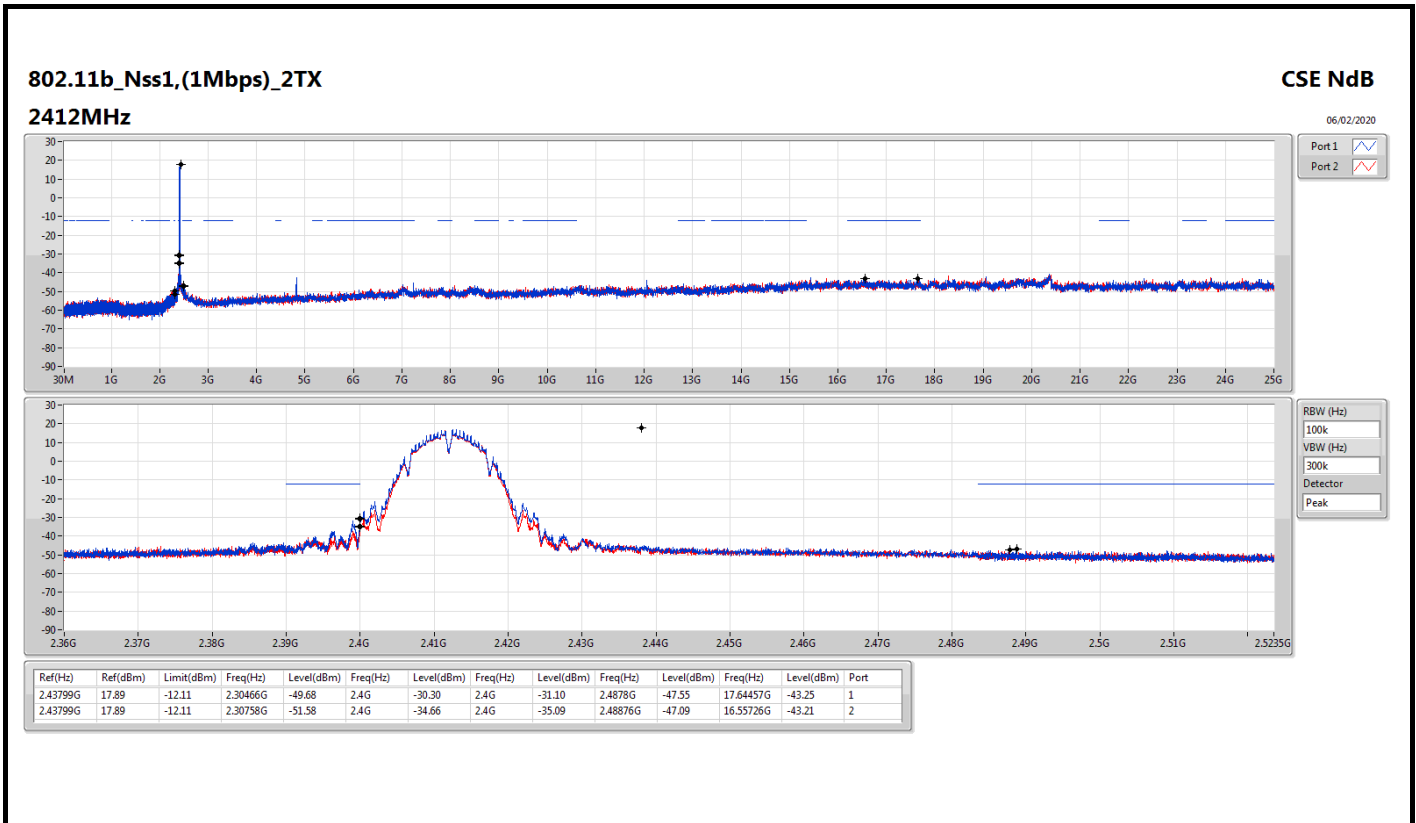


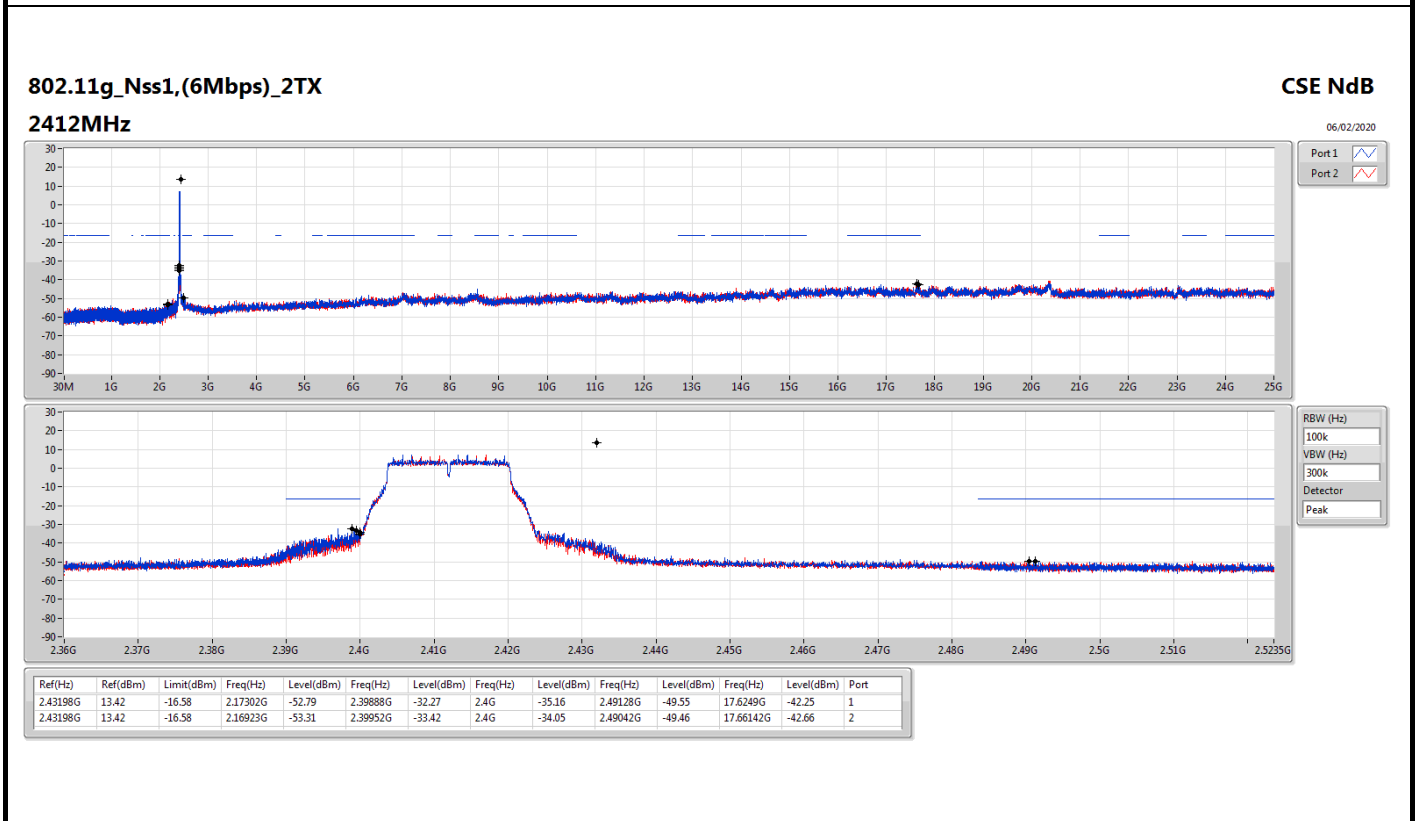
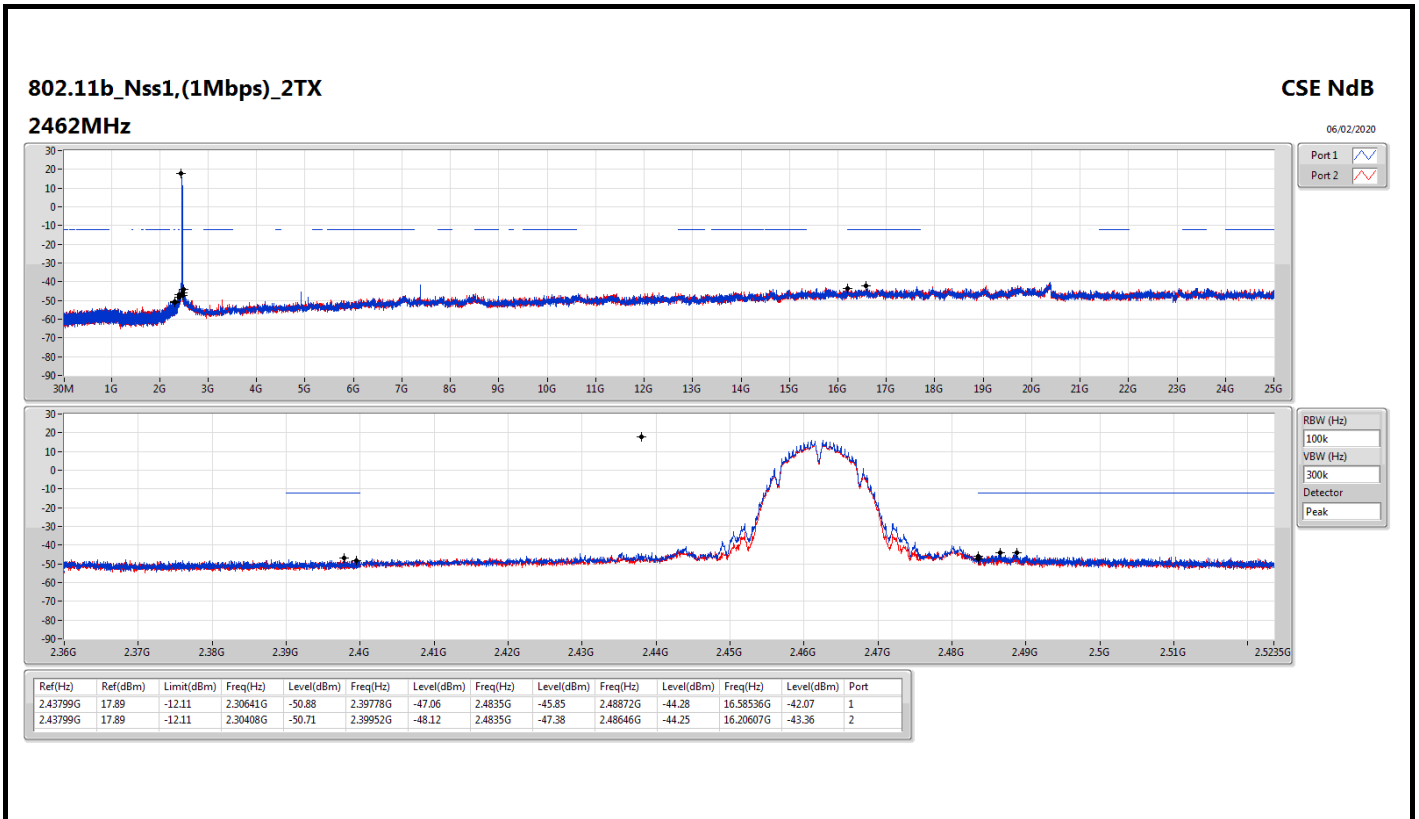


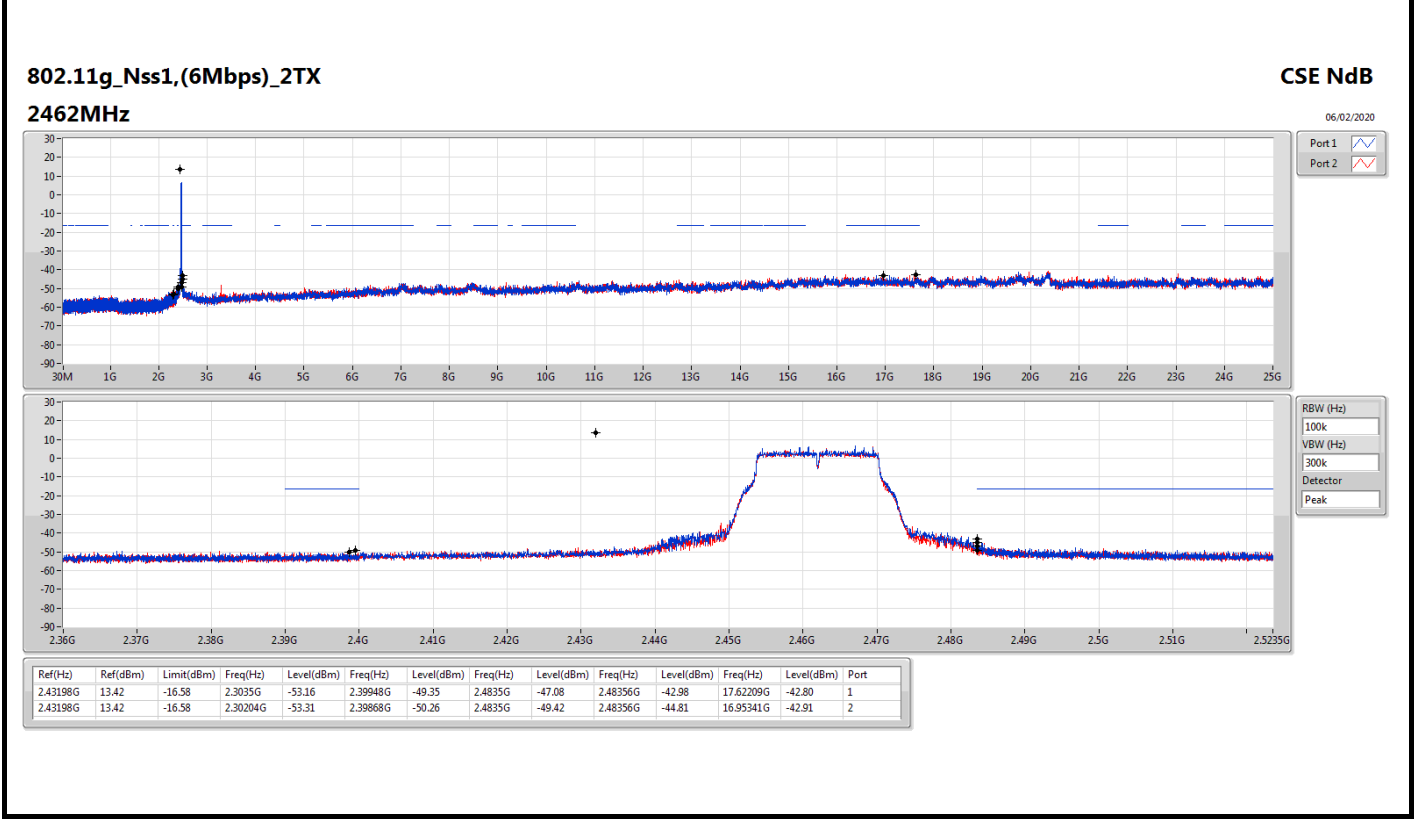
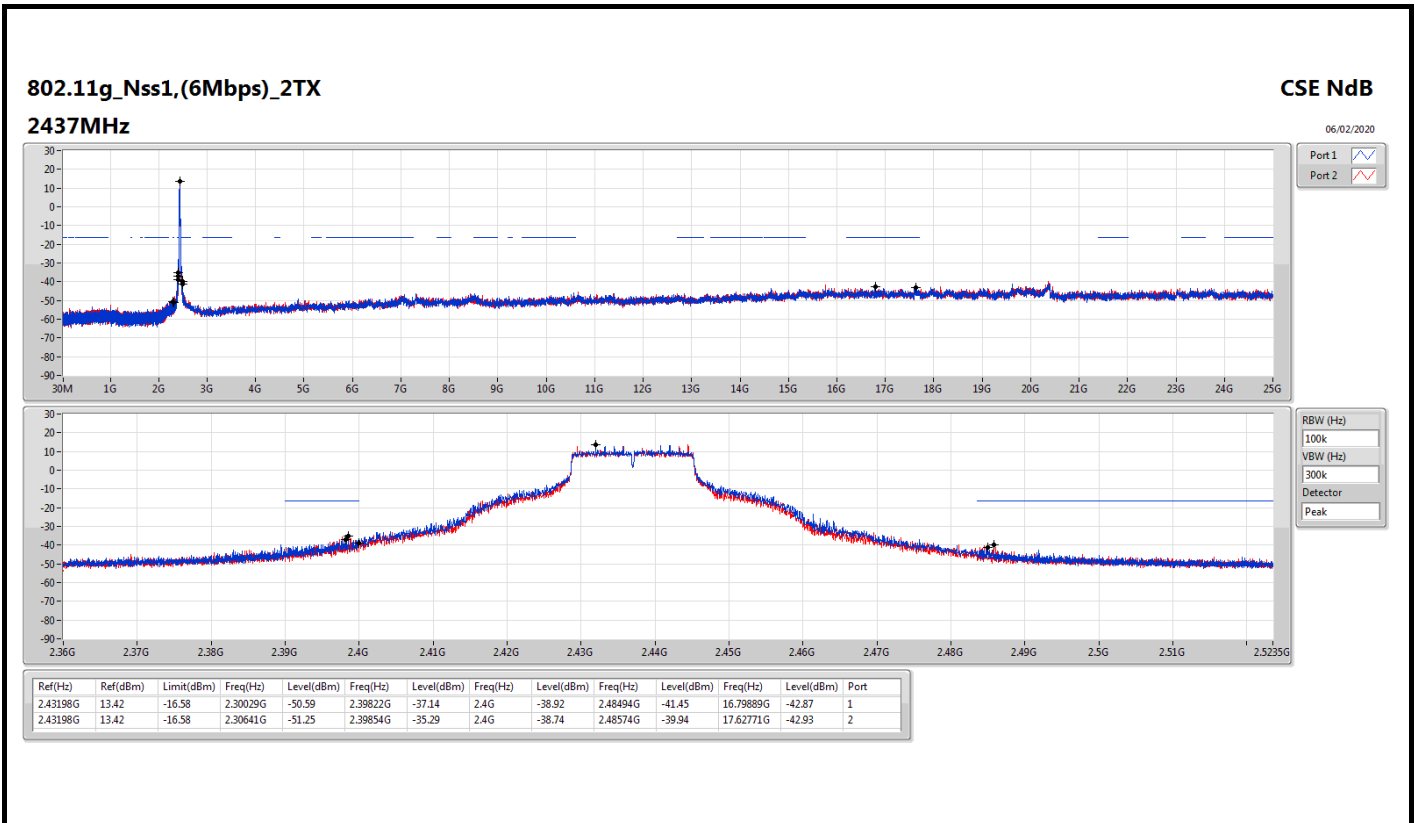


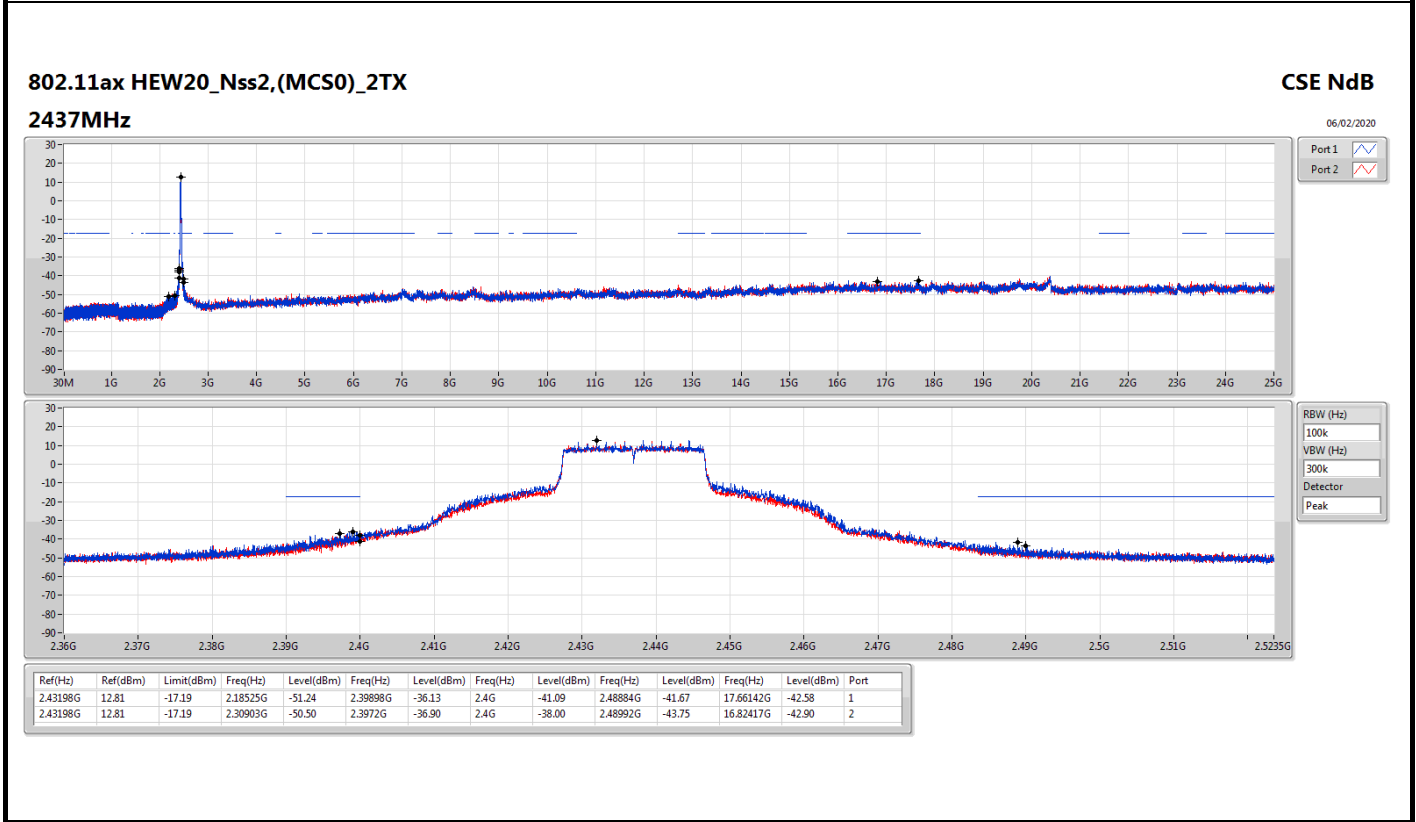
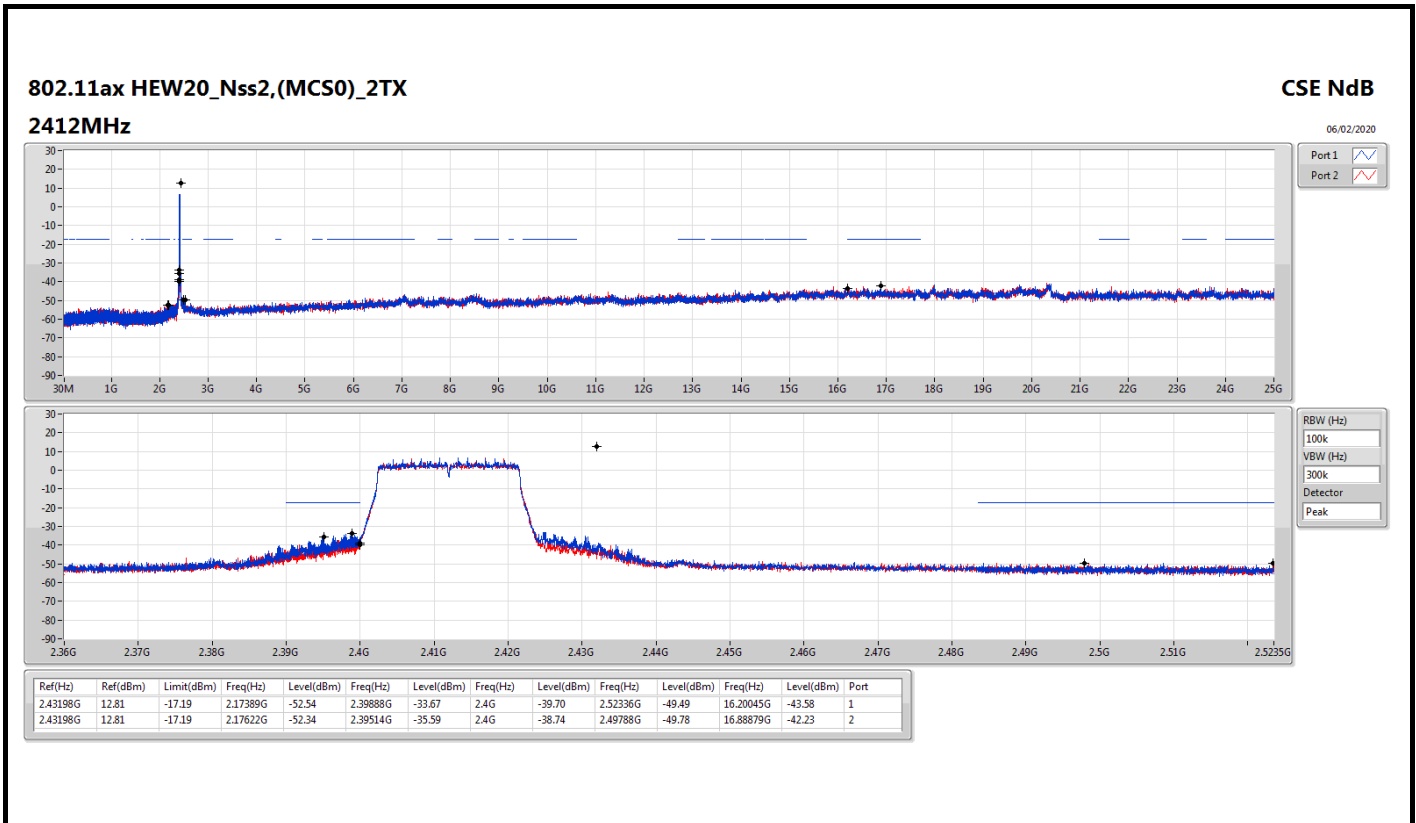
**For EUT 2:
Summary**

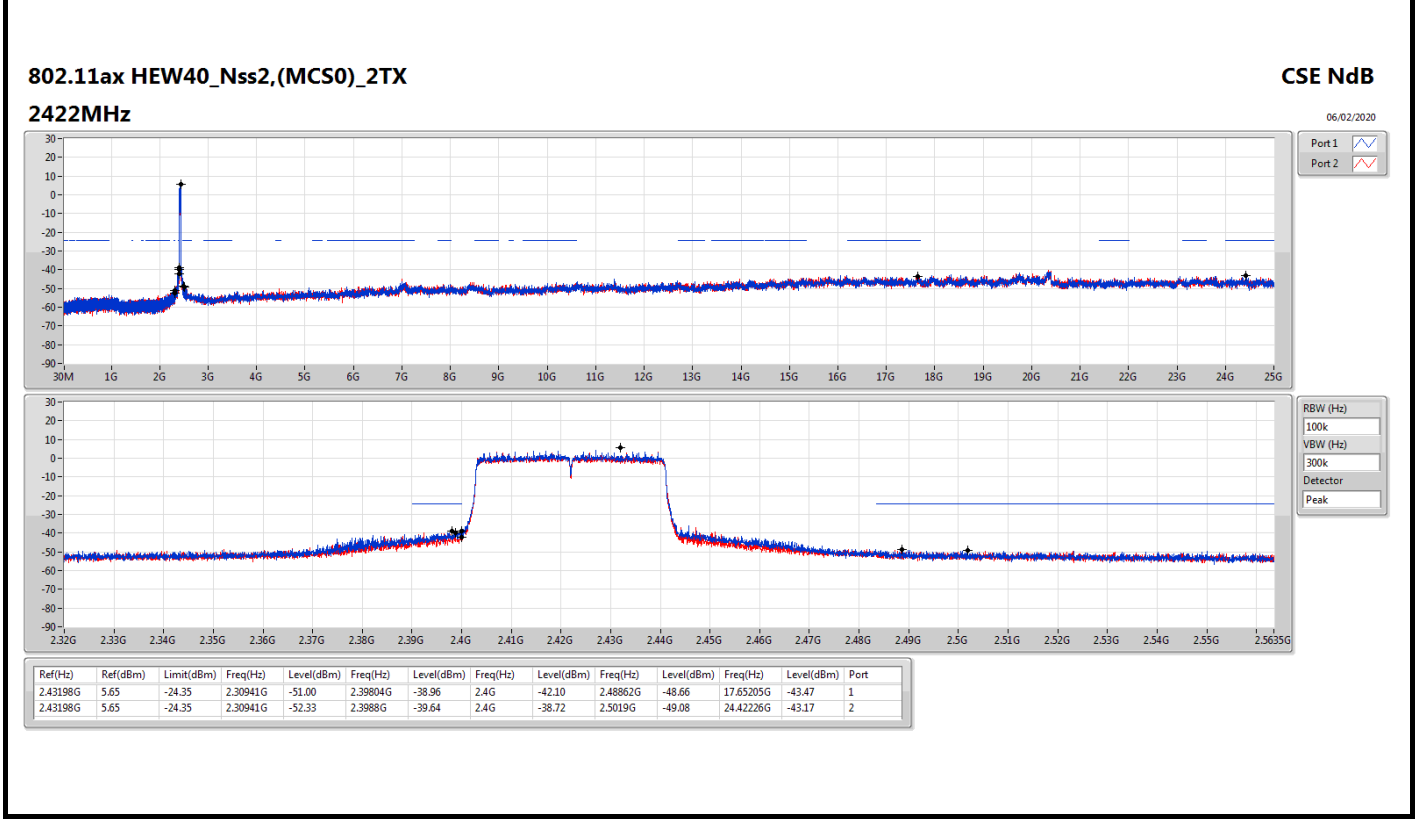
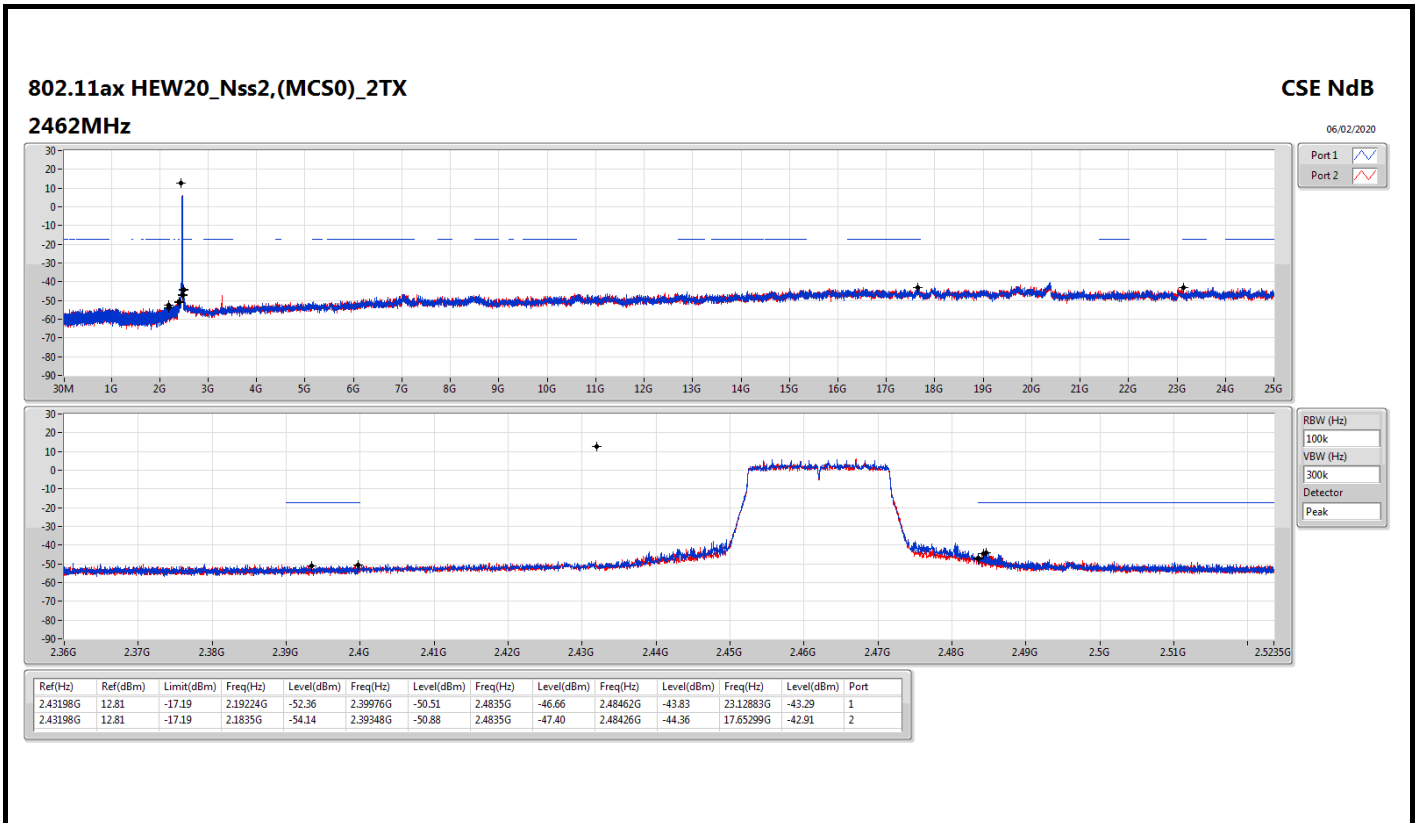
Mode	Result	Ref (Hz)	Ref (dBm)	Limit (dBm)	Freq (Hz)	Level (dBm)	Freq (Hz)	Level (dBm)	Freq (Hz)	Level (dBm)	Freq (Hz)	Level (dBm)	Freq (Hz)	Level (dBm)	Port
2.4-2.4835GHz	-	-	-	-	-	-	-	-	-	-	-	-	-	-	-
802.11b_Nss1,(1Mbps)_2TX	Pass	2.43799G	17.89	-12.11	2.30466G	-49.68	2.4G	-30.30	2.4G	-31.10	2.4878G	-47.55	17.64457G	-43.25	1
802.11g_Nss1,(6Mbps)_2TX	Pass	2.43198G	13.42	-16.58	2.17302G	-52.79	2.39888G	-32.27	2.4G	-35.16	2.49128G	-49.55	17.6249G	-42.25	1
802.11ax HEW20_Nss2,(MCS0)_2TX	Pass	2.43198G	12.81	-17.19	2.17389G	-52.54	2.39888G	-33.67	2.4G	-39.70	2.52336G	-49.49	16.20045G	-43.58	1
802.11ax HEW40_Nss2,(MCS0)_2TX	Pass	2.43198G	5.65	-24.35	2.30712G	-51.94	2.398G	-35.72	2.4G	-39.88	2.4845G	-41.24	17.04346G	-42.87	1
802.11ax HEW20-BF_Nss1,(MCS0)_2TX	Pass	2.442G	13.03	-16.97	2.30932G	-51.11	2.39908G	-34.85	2.4G	-38.37	2.48616G	-41.07	23.40136G	-42.80	1
802.11ax HEW40-BF_Nss1,(MCS0)_2TX	Pass	2.45198G	4.86	-25.14	2.30597G	-51.30	2.39696G	-35.81	2.4G	-40.67	2.48354G	-42.76	17.62681G	-42.53	1

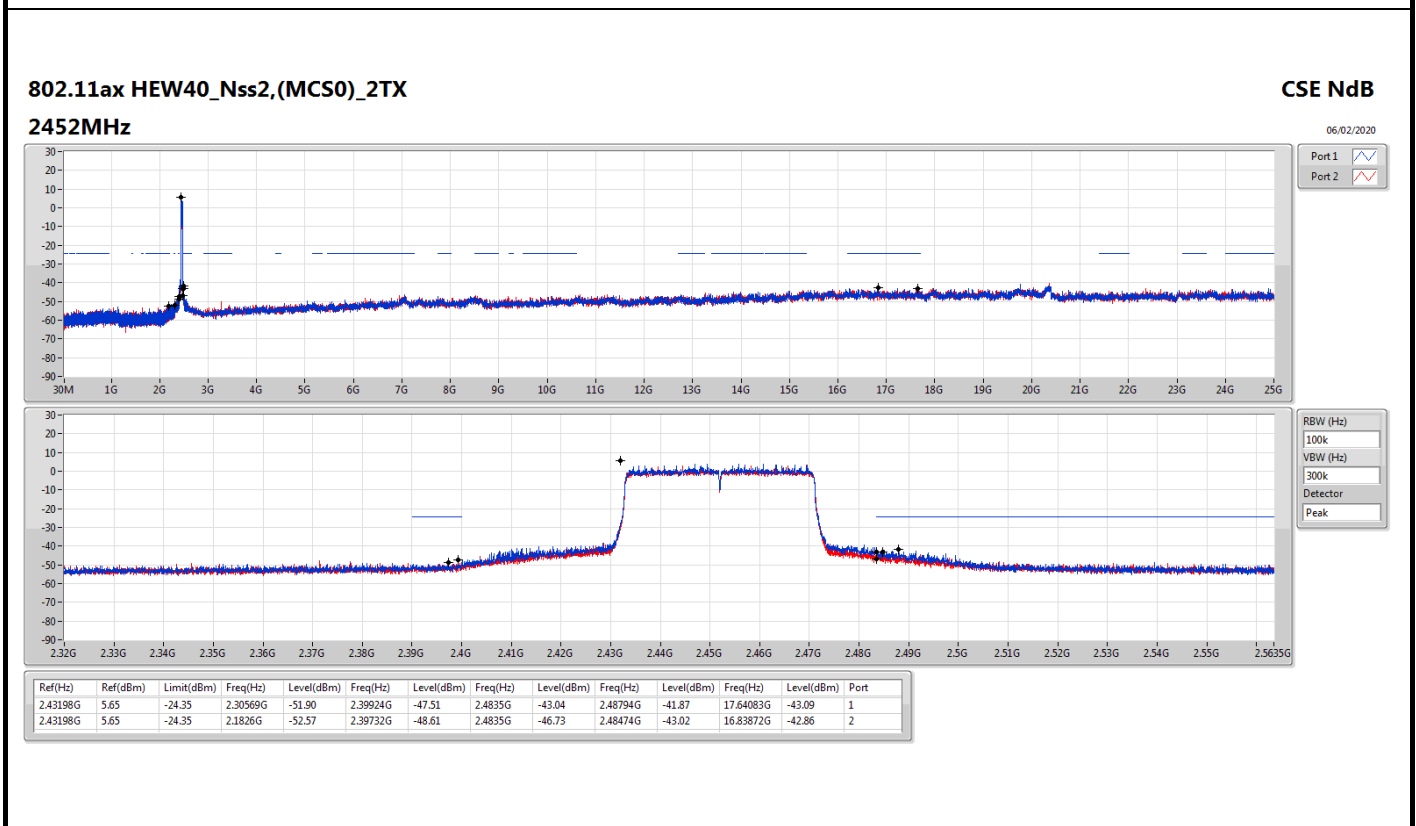
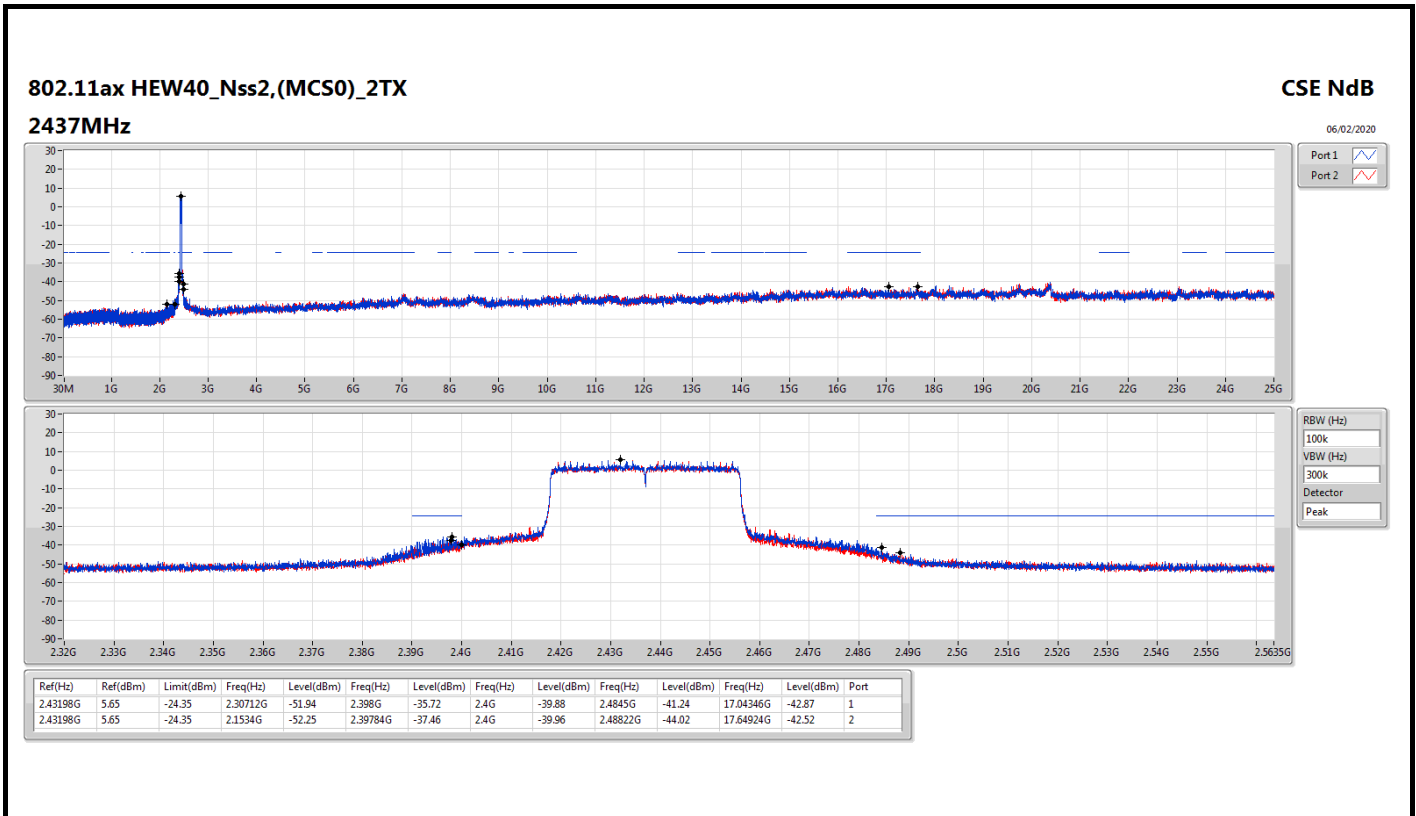


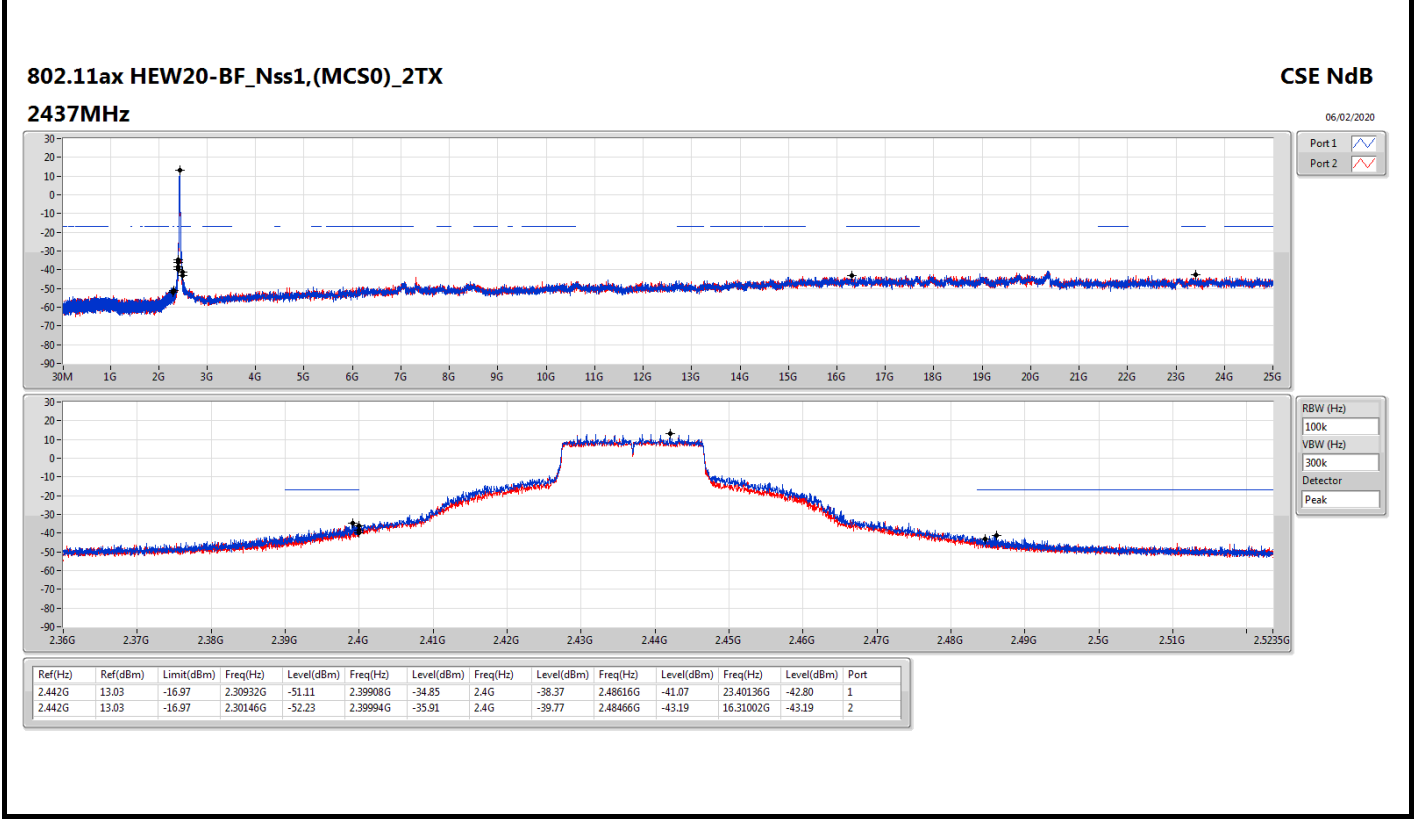
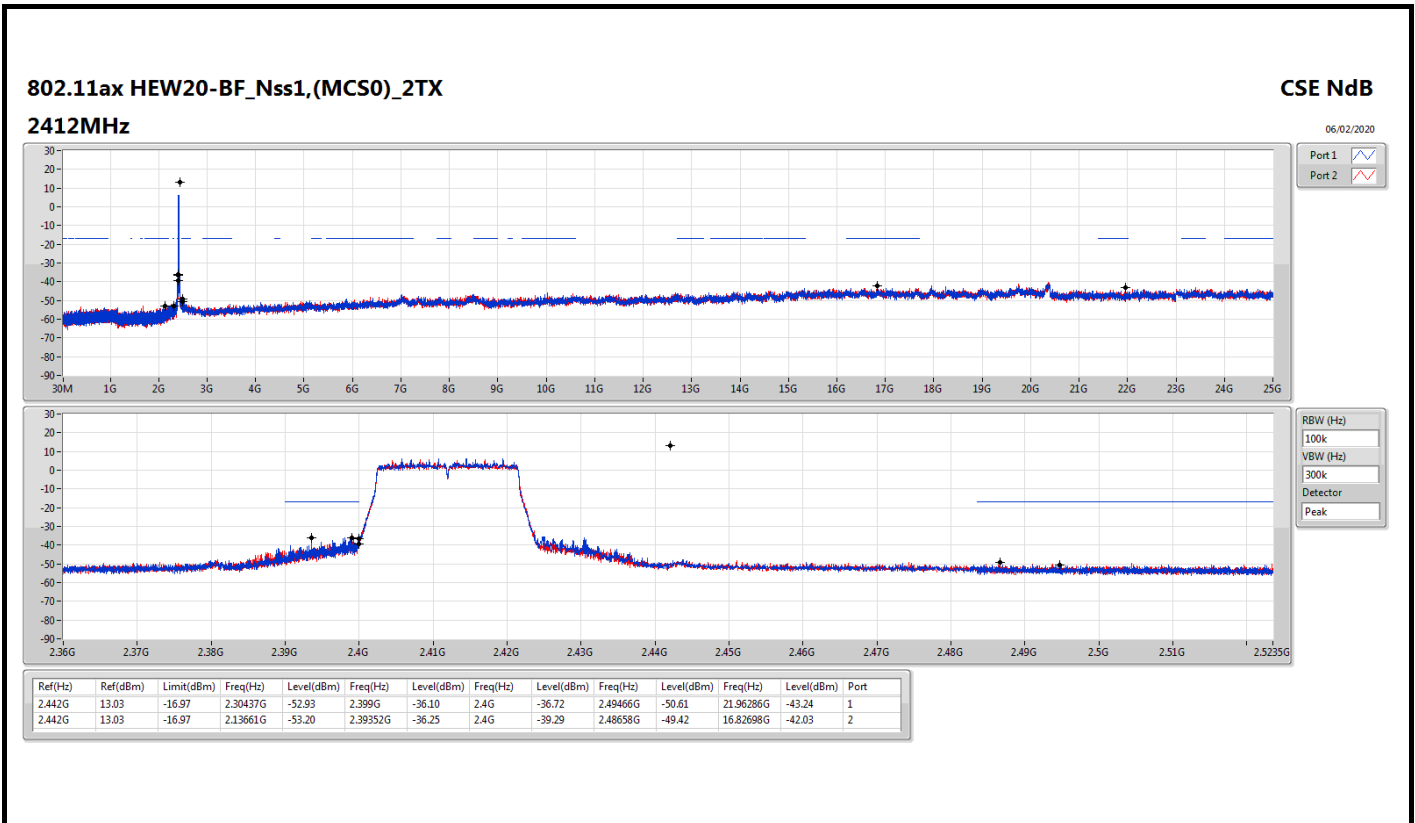


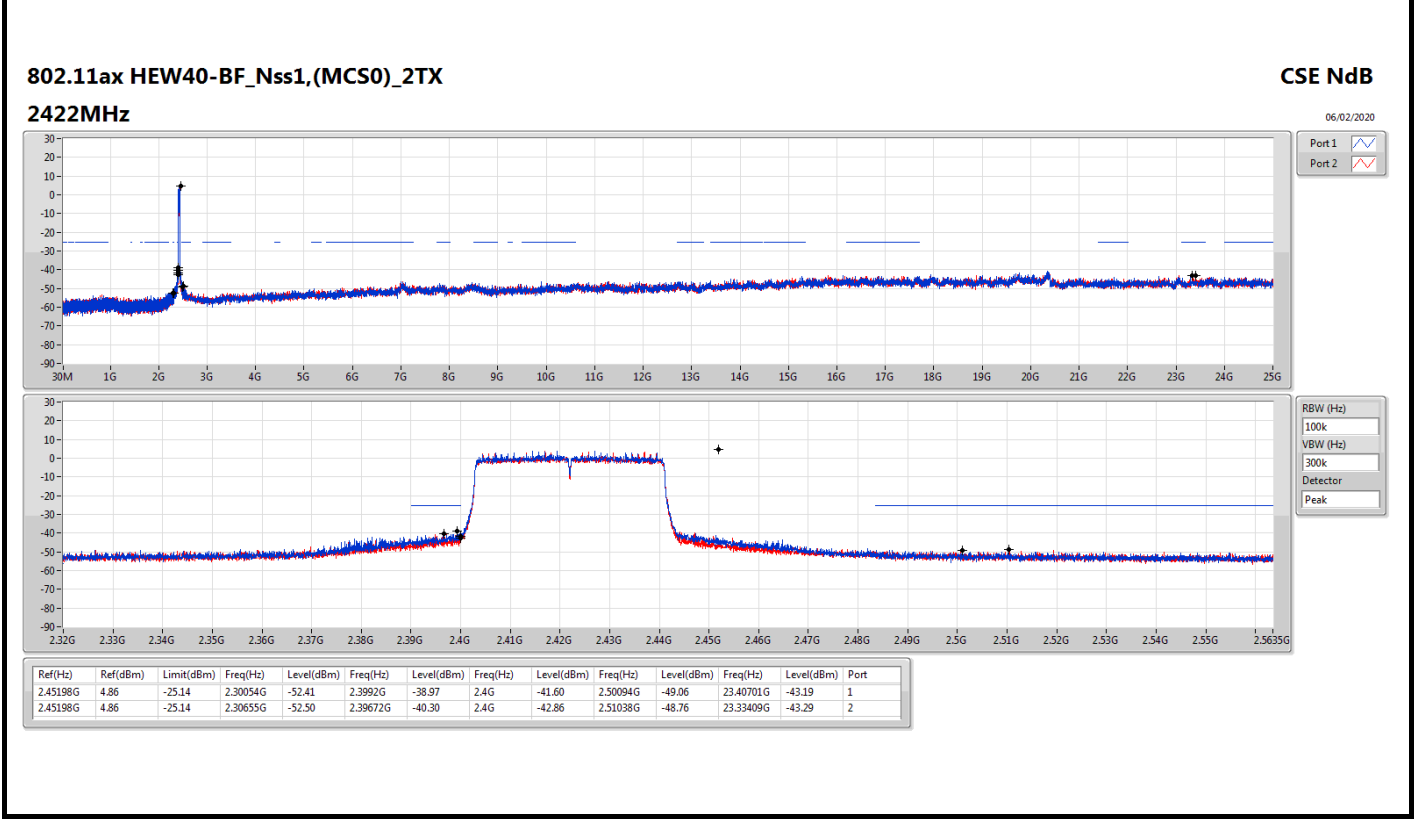
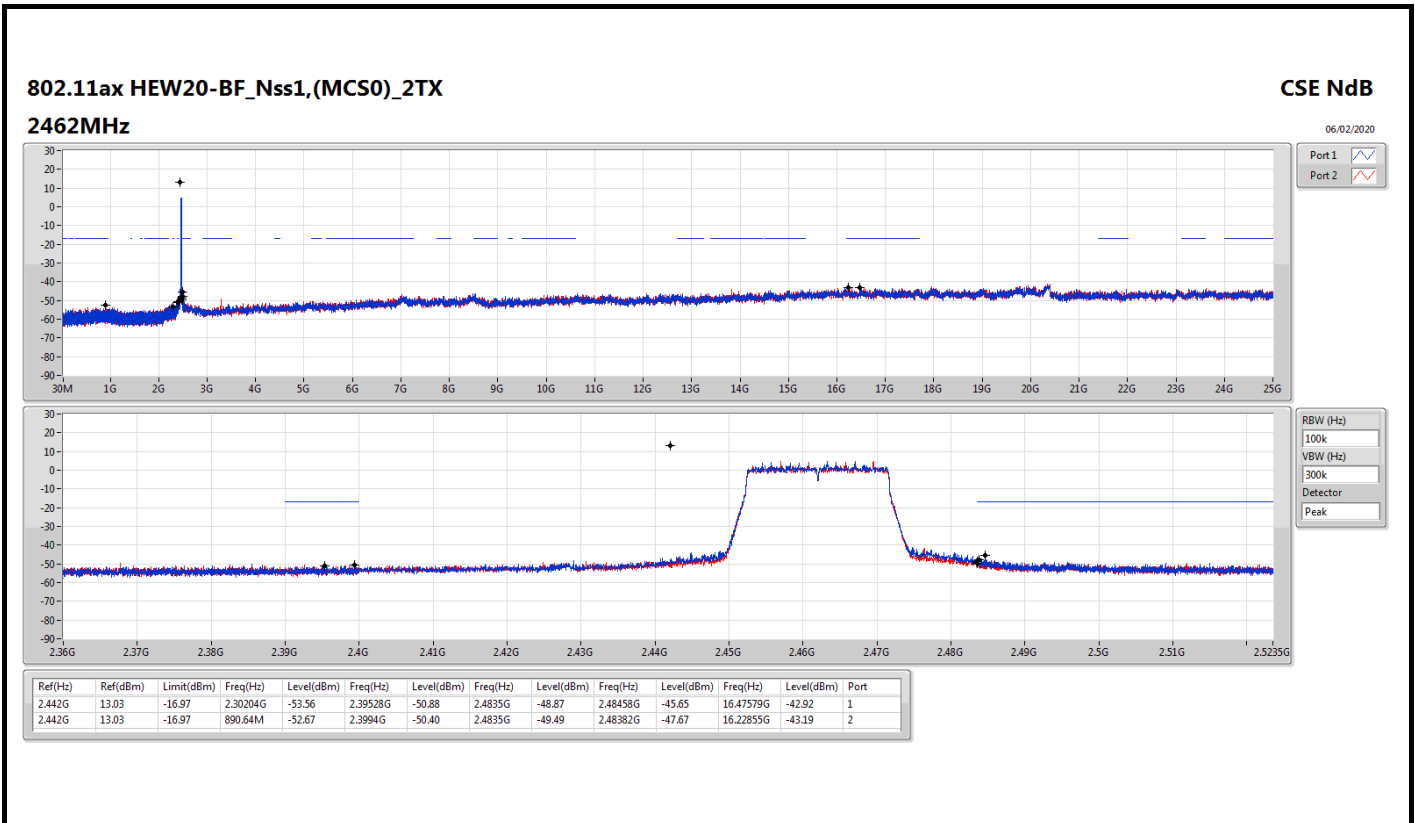


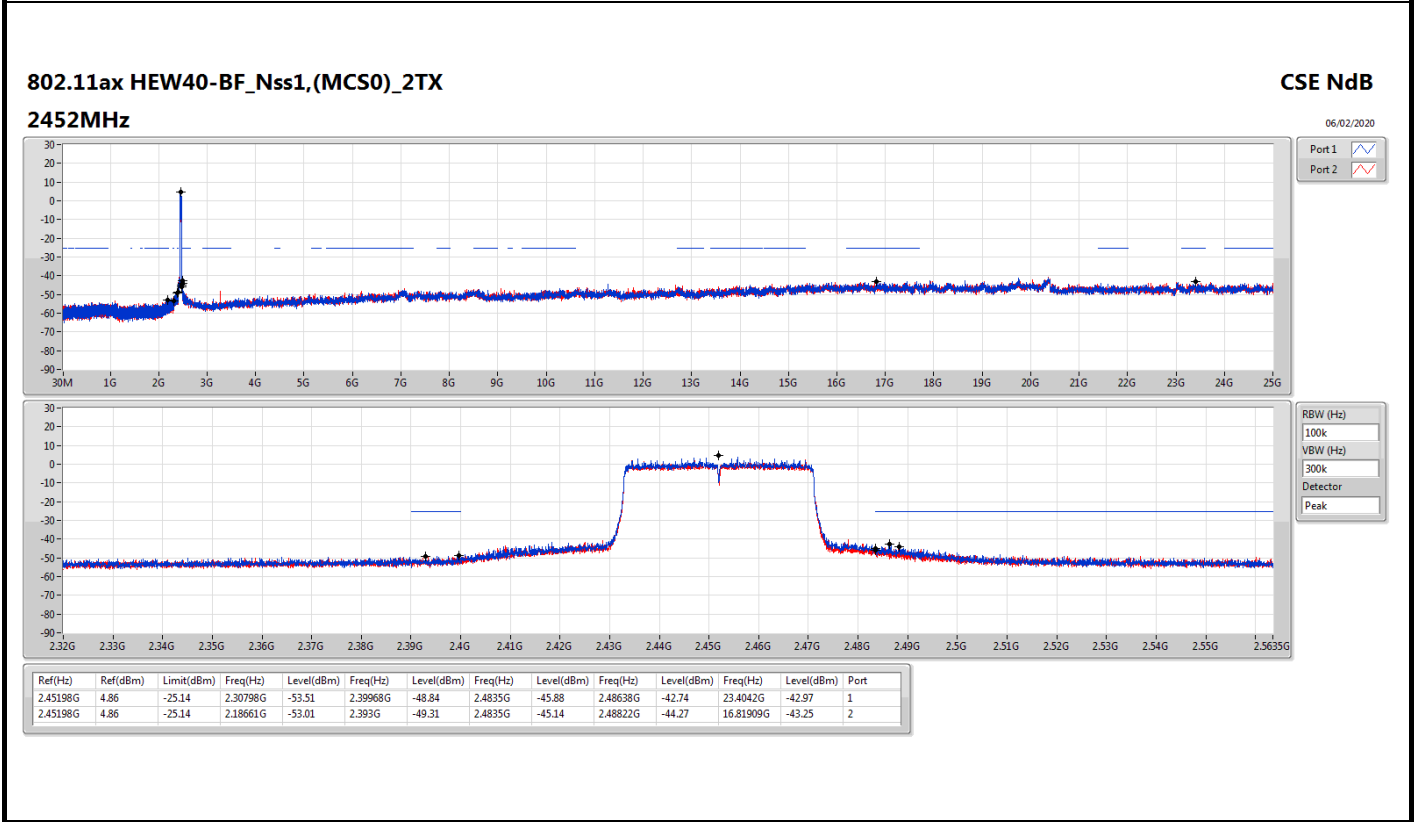
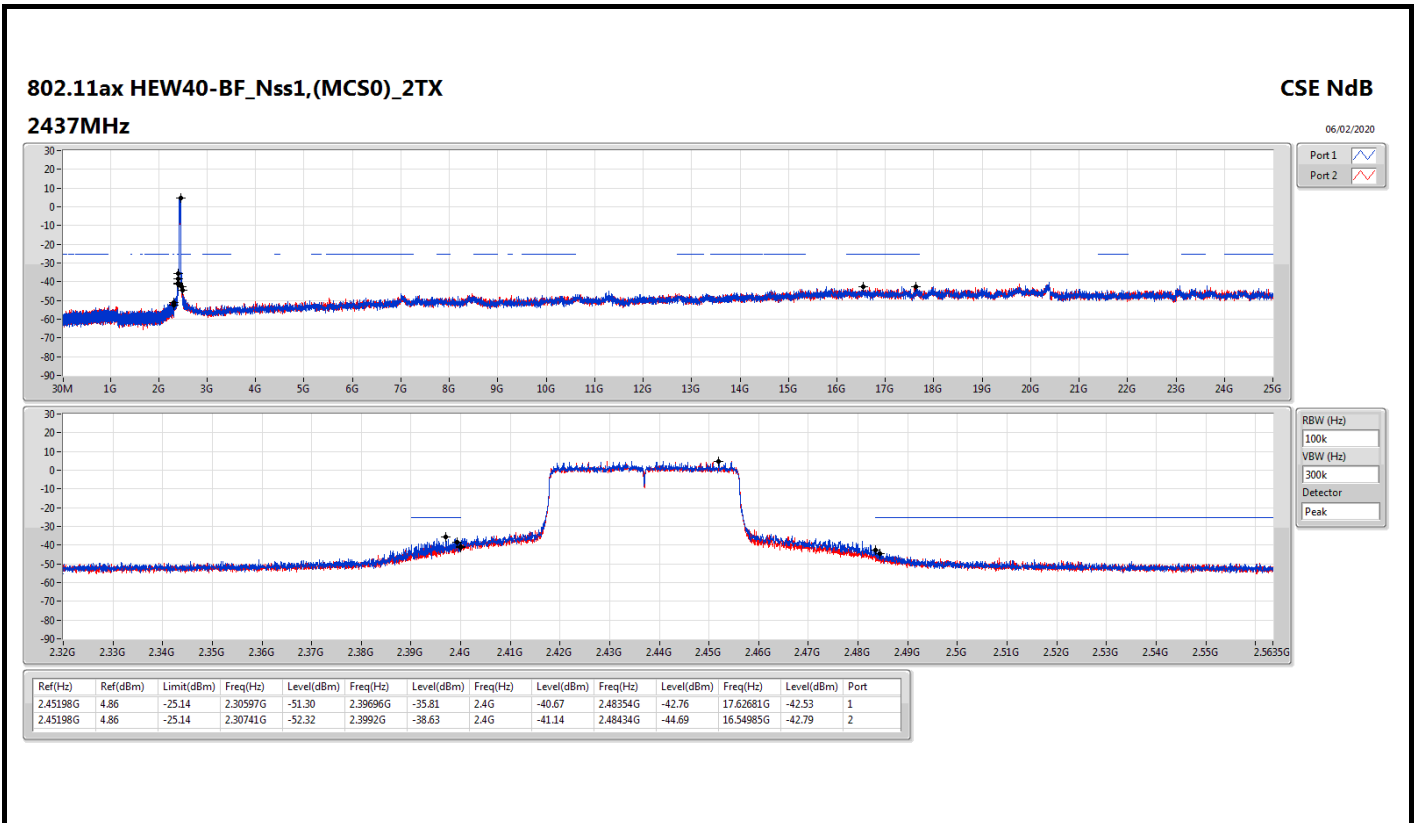














RSE below 1GHz Result

RSE below 1GHz Result																																																																																																			
Operating Mode	2	Polarization	Vertical																																																																																																
Operating Function	CTX																																																																																																		
<div style="display: flex; justify-content: space-between; align-items: flex-start;"> <div style="text-align: center;"> <p style="font-size: small;">Date: 2020-02-14 Time: 22:49:37</p> </div> </div>																																																																																																			
<table border="1" style="width:100%; border-collapse: collapse; font-size: x-small;"> <thead> <tr> <th></th> <th>Freq</th> <th>Level</th> <th>Limit</th> <th>Over</th> <th>Read</th> <th>CableAntenna</th> <th>Preamp</th> <th>A/Pos</th> <th>T/Pos</th> <th>Remark</th> <th>Pol/Phase</th> </tr> <tr> <th></th> <th>MHz</th> <th>dBuV/m</th> <th>dBuV/m</th> <th>dB</th> <th>dBuV</th> <th>dB</th> <th>dB/m</th> <th>dB</th> <th>cm</th> <th>deg</th> <th></th> </tr> </thead> <tbody> <tr> <td>1</td> <td>39.70</td> <td>31.73</td> <td>40.00</td> <td>-8.27</td> <td>42.45</td> <td>0.83</td> <td>19.96</td> <td>31.51</td> <td>100</td> <td>40 Peak</td> <td>VERTICAL</td> </tr> <tr> <td>2</td> <td>55.22</td> <td>30.47</td> <td>40.00</td> <td>-9.53</td> <td>47.73</td> <td>0.92</td> <td>13.62</td> <td>31.80</td> <td>200</td> <td>0 Peak</td> <td>VERTICAL</td> </tr> <tr> <td>3</td> <td>66.86</td> <td>35.81</td> <td>40.00</td> <td>-4.19</td> <td>54.07</td> <td>1.01</td> <td>12.60</td> <td>31.87</td> <td>145</td> <td>155 QP</td> <td>VERTICAL</td> </tr> <tr> <td>4</td> <td>251.16</td> <td>29.92</td> <td>46.00</td> <td>-16.08</td> <td>40.92</td> <td>2.04</td> <td>18.99</td> <td>32.03</td> <td>100</td> <td>13 Peak</td> <td>VERTICAL</td> </tr> <tr> <td>5</td> <td>625.58</td> <td>34.64</td> <td>46.00</td> <td>-11.36</td> <td>38.58</td> <td>3.28</td> <td>25.21</td> <td>32.43</td> <td>300</td> <td>163 Peak</td> <td>VERTICAL</td> </tr> <tr> <td>6</td> <td>875.84</td> <td>38.12</td> <td>46.00</td> <td>-7.88</td> <td>39.10</td> <td>3.92</td> <td>27.50</td> <td>32.40</td> <td>125</td> <td>192 Peak</td> <td>VERTICAL</td> </tr> </tbody> </table>					Freq	Level	Limit	Over	Read	CableAntenna	Preamp	A/Pos	T/Pos	Remark	Pol/Phase		MHz	dBuV/m	dBuV/m	dB	dBuV	dB	dB/m	dB	cm	deg		1	39.70	31.73	40.00	-8.27	42.45	0.83	19.96	31.51	100	40 Peak	VERTICAL	2	55.22	30.47	40.00	-9.53	47.73	0.92	13.62	31.80	200	0 Peak	VERTICAL	3	66.86	35.81	40.00	-4.19	54.07	1.01	12.60	31.87	145	155 QP	VERTICAL	4	251.16	29.92	46.00	-16.08	40.92	2.04	18.99	32.03	100	13 Peak	VERTICAL	5	625.58	34.64	46.00	-11.36	38.58	3.28	25.21	32.43	300	163 Peak	VERTICAL	6	875.84	38.12	46.00	-7.88	39.10	3.92	27.50	32.40	125	192 Peak	VERTICAL
	Freq	Level	Limit	Over	Read	CableAntenna	Preamp	A/Pos	T/Pos	Remark	Pol/Phase																																																																																								
	MHz	dBuV/m	dBuV/m	dB	dBuV	dB	dB/m	dB	cm	deg																																																																																									
1	39.70	31.73	40.00	-8.27	42.45	0.83	19.96	31.51	100	40 Peak	VERTICAL																																																																																								
2	55.22	30.47	40.00	-9.53	47.73	0.92	13.62	31.80	200	0 Peak	VERTICAL																																																																																								
3	66.86	35.81	40.00	-4.19	54.07	1.01	12.60	31.87	145	155 QP	VERTICAL																																																																																								
4	251.16	29.92	46.00	-16.08	40.92	2.04	18.99	32.03	100	13 Peak	VERTICAL																																																																																								
5	625.58	34.64	46.00	-11.36	38.58	3.28	25.21	32.43	300	163 Peak	VERTICAL																																																																																								
6	875.84	38.12	46.00	-7.88	39.10	3.92	27.50	32.40	125	192 Peak	VERTICAL																																																																																								
<p>Note 1: ">20dB" means emission levels that exceed the level of 20 dB below the applicable limit. Note 2: "N/F" means Nothing Found emissions (No emissions were detected.)</p>																																																																																																			



RSE below 1GHz Result																																																																																																			
Operating Mode	2	Polarization	Horizontal																																																																																																
Operating Function	CTX																																																																																																		
<table border="1"> <thead> <tr> <th></th> <th>Freq</th> <th>Level</th> <th>Limit</th> <th>Over</th> <th>Read</th> <th>CableAntenna</th> <th>Preamp</th> <th>A/Pos</th> <th>T/Pos</th> <th>Remark</th> <th>Pol/Phase</th> </tr> <tr> <th></th> <th>MHz</th> <th>dBuV/m</th> <th>dBuV/m</th> <th>dB</th> <th>dBuV</th> <th>dB</th> <th>dB/m</th> <th>dB</th> <th>cm</th> <th>deg</th> <th></th> </tr> </thead> <tbody> <tr> <td>1</td> <td>30.97</td> <td>30.88</td> <td>40.00</td> <td>-9.12</td> <td>36.64</td> <td>0.69</td> <td>25.11</td> <td>31.56</td> <td>200</td> <td>75 Peak</td> <td>HORIZONTAL</td> </tr> <tr> <td>2</td> <td>168.71</td> <td>32.70</td> <td>43.50</td> <td>-10.80</td> <td>46.88</td> <td>1.66</td> <td>16.06</td> <td>31.90</td> <td>200</td> <td>108 Peak</td> <td>HORIZONTAL</td> </tr> <tr> <td>3</td> <td>355.92</td> <td>33.76</td> <td>46.00</td> <td>-12.24</td> <td>42.10</td> <td>2.47</td> <td>21.34</td> <td>32.15</td> <td>150</td> <td>133 Peak</td> <td>HORIZONTAL</td> </tr> <tr> <td>4</td> <td>375.32</td> <td>34.39</td> <td>46.00</td> <td>-11.61</td> <td>42.17</td> <td>2.51</td> <td>21.88</td> <td>32.17</td> <td>100</td> <td>239 Peak</td> <td>HORIZONTAL</td> </tr> <tr> <td>5</td> <td>499.48</td> <td>37.18</td> <td>46.00</td> <td>-8.82</td> <td>42.93</td> <td>2.93</td> <td>23.80</td> <td>32.48</td> <td>150</td> <td>129 Peak</td> <td>HORIZONTAL</td> </tr> <tr> <td>6</td> <td>875.84</td> <td>41.47</td> <td>46.00</td> <td>-4.53</td> <td>42.45</td> <td>3.92</td> <td>27.50</td> <td>32.40</td> <td>100</td> <td>203 Peak</td> <td>HORIZONTAL</td> </tr> </tbody> </table>					Freq	Level	Limit	Over	Read	CableAntenna	Preamp	A/Pos	T/Pos	Remark	Pol/Phase		MHz	dBuV/m	dBuV/m	dB	dBuV	dB	dB/m	dB	cm	deg		1	30.97	30.88	40.00	-9.12	36.64	0.69	25.11	31.56	200	75 Peak	HORIZONTAL	2	168.71	32.70	43.50	-10.80	46.88	1.66	16.06	31.90	200	108 Peak	HORIZONTAL	3	355.92	33.76	46.00	-12.24	42.10	2.47	21.34	32.15	150	133 Peak	HORIZONTAL	4	375.32	34.39	46.00	-11.61	42.17	2.51	21.88	32.17	100	239 Peak	HORIZONTAL	5	499.48	37.18	46.00	-8.82	42.93	2.93	23.80	32.48	150	129 Peak	HORIZONTAL	6	875.84	41.47	46.00	-4.53	42.45	3.92	27.50	32.40	100	203 Peak	HORIZONTAL
	Freq	Level	Limit	Over	Read	CableAntenna	Preamp	A/Pos	T/Pos	Remark	Pol/Phase																																																																																								
	MHz	dBuV/m	dBuV/m	dB	dBuV	dB	dB/m	dB	cm	deg																																																																																									
1	30.97	30.88	40.00	-9.12	36.64	0.69	25.11	31.56	200	75 Peak	HORIZONTAL																																																																																								
2	168.71	32.70	43.50	-10.80	46.88	1.66	16.06	31.90	200	108 Peak	HORIZONTAL																																																																																								
3	355.92	33.76	46.00	-12.24	42.10	2.47	21.34	32.15	150	133 Peak	HORIZONTAL																																																																																								
4	375.32	34.39	46.00	-11.61	42.17	2.51	21.88	32.17	100	239 Peak	HORIZONTAL																																																																																								
5	499.48	37.18	46.00	-8.82	42.93	2.93	23.80	32.48	150	129 Peak	HORIZONTAL																																																																																								
6	875.84	41.47	46.00	-4.53	42.45	3.92	27.50	32.40	100	203 Peak	HORIZONTAL																																																																																								
<p>Note 1: ">20dB" means emission levels that exceed the level of 20 dB below the applicable limit. Note 2: "N/F" means Nothing Found emissions (No emissions were detected.)</p>																																																																																																			



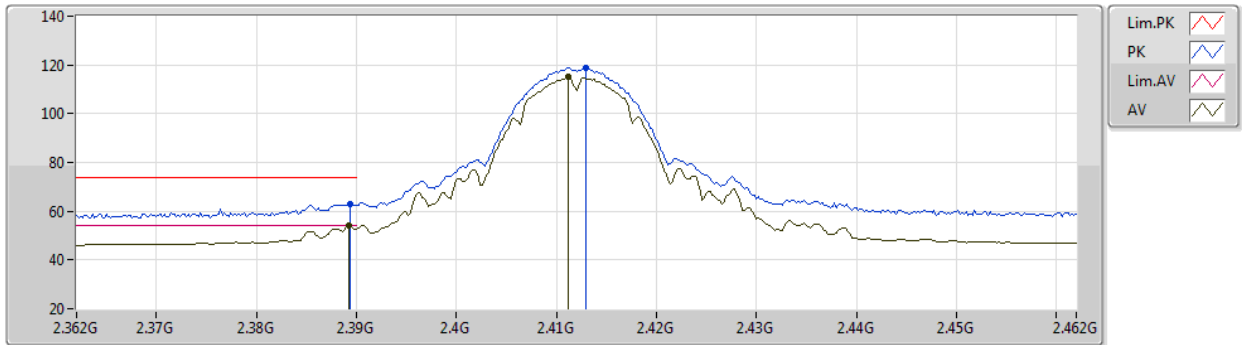
For EUT 1:
Summary

Mode	Result	Type	Freq (Hz)	Level (dBuV/m)	Limit (dBuV/m)	Margin (dB)	Dist (m)	Condition	Azimuth (°)	Height (m)	Comments
2.4-2.4835GHz	-	-	-	-	-	-	-	-	-	-	-
802.11b_Nss1,(1Mbps)_2TX	Pass	AV	2.4858G	53.99	54.00	-0.01	3	Vertical	202	1.11	-

802.11b_Nss1,(1Mbps)_2TX

25/12/2019

2412MHz_TX



EUT Y_2TX
Setting 99
06-E-J-5

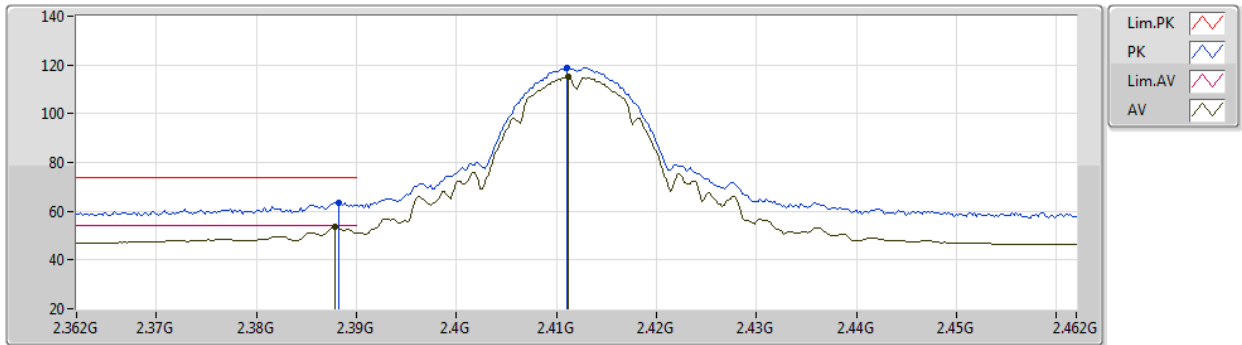
Type	Freq (Hz)	Level (dBuV/m)	Limit (dBuV/m)	Margin (dB)	Raw (dBuV)	Dist (m)	Condition	Azimuth (°)	Height (m)	Comment	AF (dB)	CL (dB)	PA (dB)
PK	2.3894G	63.14	74.00	-10.86	31.52	3	Vertical	0	3.00	-	27.63	3.99	-
AV	2.3892G	53.89	54.00	-0.11	22.27	3	Vertical	0	3.00	-	27.63	3.99	-
PK	2.413G	118.89	Inf	-Inf	87.32	3	Vertical	0	3.00	-	27.56	4.01	-
AV	2.4112G	114.92	Inf	-Inf	83.34	3	Vertical	0	3.00	-	27.57	4.01	-



802.11b_Nss1,(1Mbps)_2TX

25/12/2019

2412MHz_TX



EUT Y_2TX
Setting 99
06-E-J-5

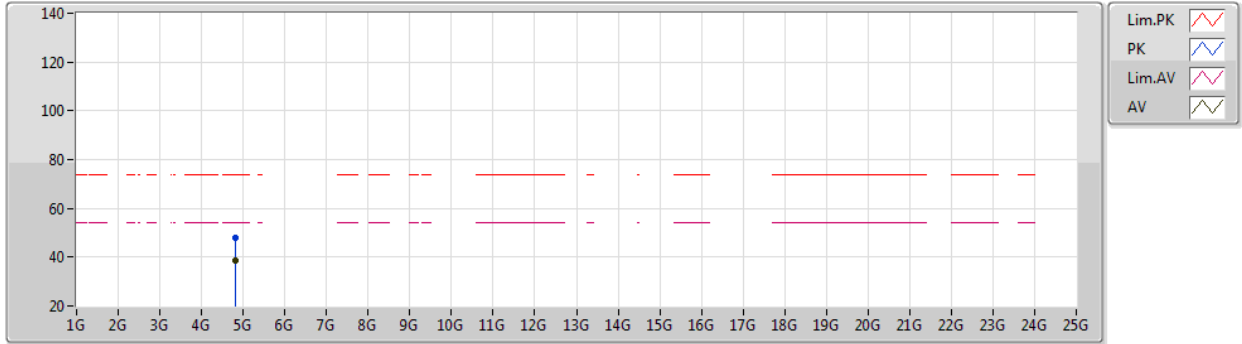
Type	Freq (Hz)	Level (dBuV/m)	Limit (dBuV/m)	Margin (dB)	Raw (dBuV)	Dist (m)	Condition	Azimuth (°)	Height (m)	Comment	AF (dB)	CL (dB)	PA (dB)
PK	2.3882G	63.34	74.00	-10.66	31.71	3	Horizontal	224	2.88	-	27.64	3.99	-
AV	2.3878G	53.44	54.00	-0.56	21.81	3	Horizontal	224	2.88	-	27.64	3.99	-
PK	2.411G	119.01	Inf	-Inf	87.43	3	Horizontal	224	2.88	-	27.57	4.01	-
AV	2.4112G	115.17	Inf	-Inf	83.59	3	Horizontal	224	2.88	-	27.57	4.01	-



802.11b_Nss1,(1Mbps)_2TX

25/12/2019

2412MHz_TX



EUT Y_2TX
Setting 99
06-E-J-5

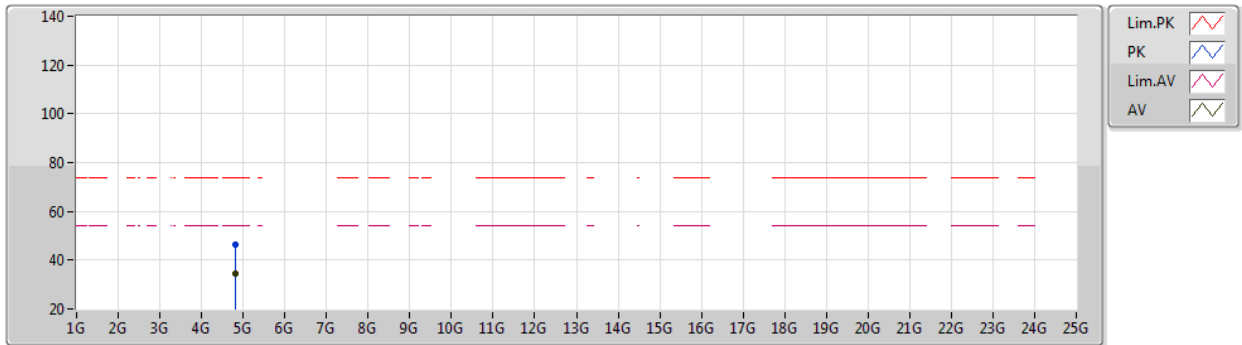
Type	Freq (Hz)	Level (dBuV/m)	Limit (dBuV/m)	Margin (dB)	Raw (dBuV)	Dist (m)	Condition	Azimuth (°)	Height (m)	Comment	AF (dB)	CL (dB)	PA (dB)
PK	4.82404G	47.74	74.00	-26.26	43.06	3	Vertical	332	1.01	-	31.02	5.33	31.67
AV	4.82394G	38.58	54.00	-15.42	33.90	3	Vertical	332	1.01	-	31.02	5.33	31.67



802.11b_Nss1,(1Mbps)_2TX

25/12/2019

2412MHz_TX



EUT Y_2TX
Setting 99
06-E-J-5

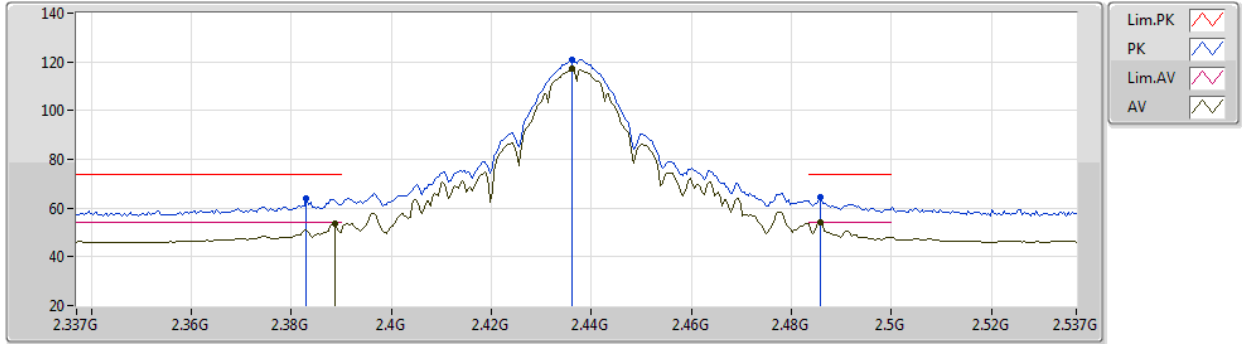
Type	Freq (Hz)	Level (dBuV/m)	Limit (dBuV/m)	Margin (dB)	Raw (dBuV)	Dist (m)	Condition	Azimuth (°)	Height (m)	Comment	AF (dB)	CL (dB)	PA (dB)
PK	4.82378G	46.54	74.00	-27.46	41.86	3	Horizontal	44	2.76	-	31.02	5.33	31.67
AV	4.82394G	34.30	54.00	-19.70	29.62	3	Horizontal	44	2.76	-	31.02	5.33	31.67



802.11b_Nss1,(1Mbps)_2TX

25/12/2019

2437MHz_TX



EUT Y_2TX
Setting 110
06-E-J-5

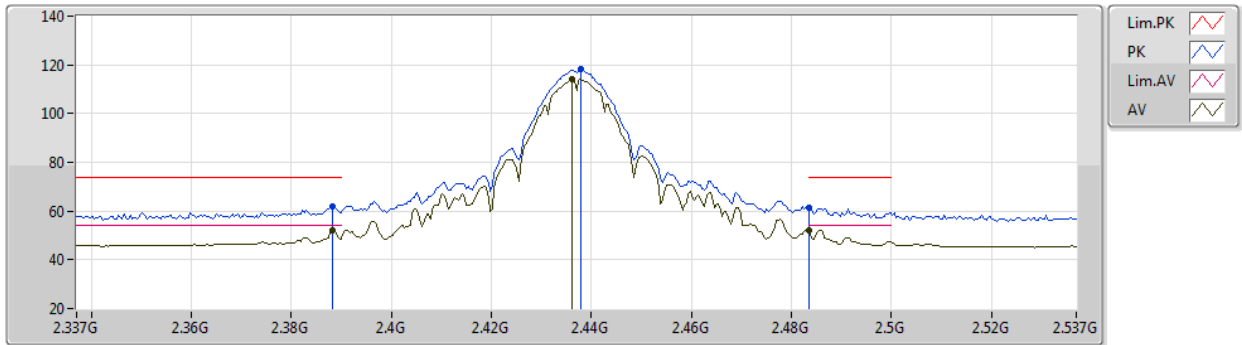
Type	Freq (Hz)	Level (dBuV/m)	Limit (dBuV/m)	Margin (dB)	Raw (dBuV)	Dist (m)	Condition	Azimuth (°)	Height (m)	Comment	AF (dB)	CL (dB)	PA (dB)
PK	2.383G	63.90	74.00	-10.10	32.26	3	Vertical	202	1.11	-	27.65	3.99	-
AV	2.3886G	53.56	54.00	-0.44	21.94	3	Vertical	202	1.11	-	27.63	3.99	-
PK	2.4362G	120.87	Inf	-Inf	89.36	3	Vertical	202	1.11	-	27.49	4.02	-
AV	2.4362G	117.04	Inf	-Inf	85.53	3	Vertical	202	1.11	-	27.49	4.02	-
PK	2.4858G	64.24	74.00	-9.76	32.86	3	Vertical	202	1.11	-	27.34	4.04	-
AV	2.4858G	53.99	54.00	-0.01	22.61	3	Vertical	202	1.11	-	27.34	4.04	-



802.11b_Nss1,(1Mbps)_2TX

25/12/2019

2437MHz_TX



EUT Y_2TX
Setting 110
06-E-J-5

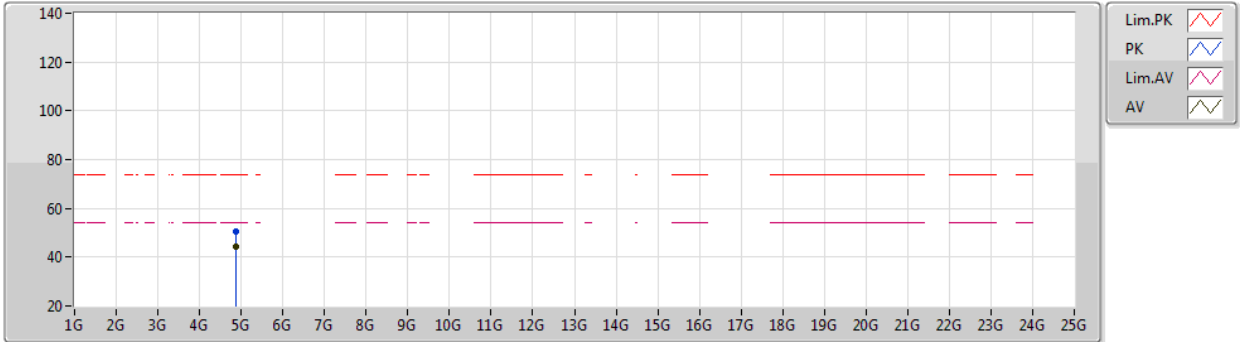
Type	Freq (Hz)	Level (dBuV/m)	Limit (dBuV/m)	Margin (dB)	Raw (dBuV)	Dist (m)	Condition	Azimuth (°)	Height (m)	Comment	AF (dB)	CL (dB)	PA (dB)
PK	2.3882G	62.14	74.00	-11.86	30.51	3	Horizontal	282	1.03	-	27.64	3.99	-
AV	2.3882G	51.89	54.00	-2.11	20.26	3	Horizontal	282	1.03	-	27.64	3.99	-
PK	2.4378G	118.06	Inf	-Inf	86.55	3	Horizontal	282	1.03	-	27.49	4.02	-
AV	2.4362G	114.14	Inf	-Inf	82.63	3	Horizontal	282	1.03	-	27.49	4.02	-
PK	2.4835G	61.26	74.00	-12.74	29.87	3	Horizontal	282	1.03	-	27.35	4.04	-
AV	2.4835G	52.07	54.00	-1.93	20.68	3	Horizontal	282	1.03	-	27.35	4.04	-



802.11b_Nss1,(1Mbps)_2TX

25/12/2019

2437MHz_TX



EUT Y_2TX
Setting 110
06-E-J-5

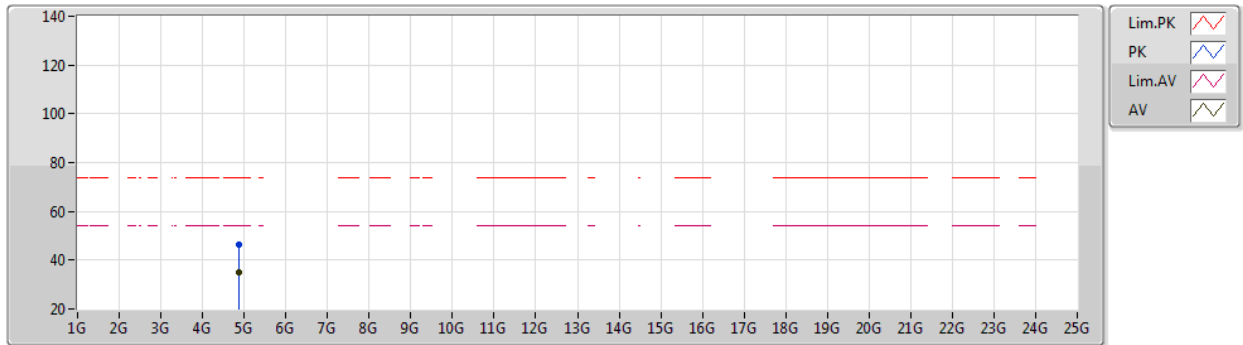
Type	Freq (Hz)	Level (dBuV/m)	Limit (dBuV/m)	Margin (dB)	Raw (dBuV)	Dist (m)	Condition	Azimuth (°)	Height (m)	Comment	AF (dB)	CL (dB)	PA (dB)
PK	4.87396G	50.27	74.00	-23.73	45.44	3	Vertical	339	2.54	-	31.07	5.40	31.64
AV	4.87396G	44.40	54.00	-9.60	39.57	3	Vertical	339	2.54	-	31.07	5.40	31.64



802.11b_Nss1,(1Mbps)_2TX

25/12/2019

2437MHz_TX



EUT Y_2TX
Setting 110
06-E-J-5

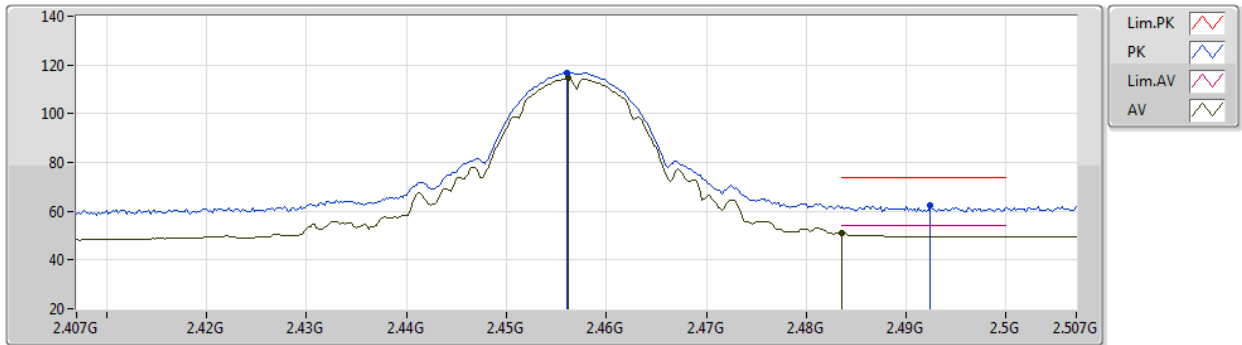
Type	Freq (Hz)	Level (dBuV/m)	Limit (dBuV/m)	Margin (dB)	Raw (dBuV)	Dist (m)	Condition	Azimuth (°)	Height (m)	Comment	AF (dB)	CL (dB)	PA (dB)
PK	4.87256G	46.57	74.00	-27.43	41.74	3	Horizontal	0	2.17	-	31.07	5.40	31.64
AV	4.87394G	34.99	54.00	-19.01	30.16	3	Horizontal	0	2.17	-	31.07	5.40	31.64



802.11b_Nss1,(1Mbps)_2TX

25/12/2019

2457MHz_TX



EUT Y_2TX
Setting 98
06-H-S-5

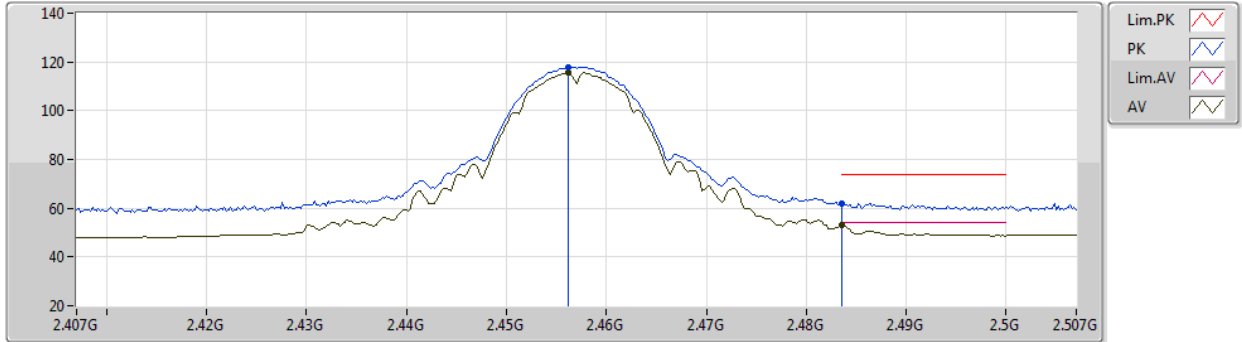
Type	Freq (Hz)	Level (dBuV/m)	Limit (dBuV/m)	Margin (dB)	Raw (dBuV)	Dist (m)	Condition	Azimuth (°)	Height (m)	Comment	AF (dB)	CL (dB)	PA (dB)
PK	2.456G	116.90	Inf	-Inf	85.44	3	Vertical	91	1.30	-	27.43	4.03	-
AV	2.4562G	114.69	Inf	-Inf	83.23	3	Vertical	91	1.30	-	27.43	4.03	-
PK	2.4924G	62.21	74.00	-11.79	30.84	3	Vertical	91	1.30	-	27.32	4.05	-
AV	2.4836G	51.19	54.00	-2.81	19.80	3	Vertical	91	1.30	-	27.35	4.04	-



802.11b_Nss1,(1Mbps)_2TX

25/12/2019

2457MHz_TX



EUT Y_2TX
Setting 98
06-H-S-5

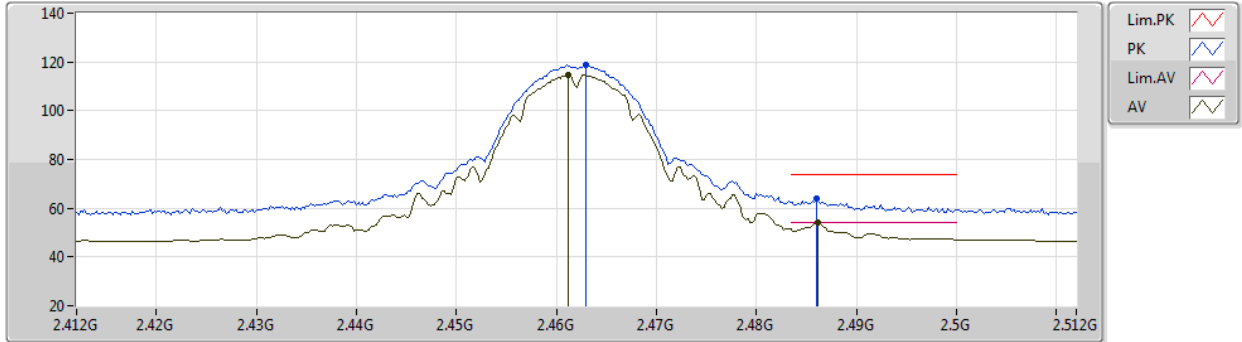
Type	Freq (Hz)	Level (dBuV/m)	Limit (dBuV/m)	Margin (dB)	Raw (dBuV)	Dist (m)	Condition	Azimuth (°)	Height (m)	Comment	AF (dB)	CL (dB)	PA (dB)
PK	2.4562G	117.92	Inf	-Inf	86.46	3	Horizontal	47	2.74	-	27.43	4.03	-
AV	2.4562G	115.53	Inf	-Inf	84.07	3	Horizontal	47	2.74	-	27.43	4.03	-
PK	2.4836G	62.15	74.00	-11.85	30.76	3	Horizontal	47	2.74	-	27.35	4.04	-
AV	2.4836G	52.85	54.00	-1.15	21.46	3	Horizontal	47	2.74	-	27.35	4.04	-



802.11b_Nss1,(1Mbps)_2TX

25/12/2019

2462MHz_TX



EUT Y_2TX
Setting 97
06-E-J-5

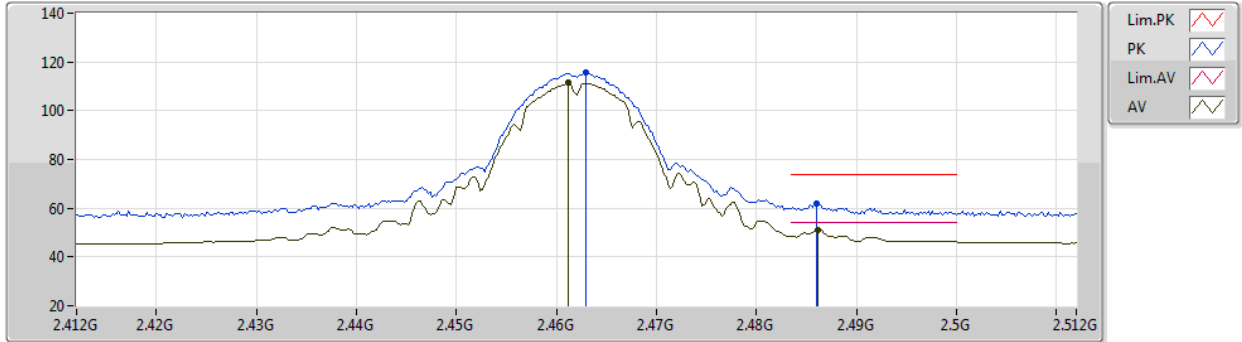
Type	Freq (Hz)	Level (dBuV/m)	Limit (dBuV/m)	Margin (dB)	Raw (dBuV)	Dist (m)	Condition	Azimuth (°)	Height (m)	Comment	AF (dB)	CL (dB)	PA (dB)
PK	2.463G	118.77	Inf	-Inf	87.33	3	Vertical	98	1.25	-	27.41	4.03	-
AV	2.4612G	114.70	Inf	-Inf	83.25	3	Vertical	98	1.25	-	27.42	4.03	-
PK	2.486G	64.21	74.00	-9.79	32.83	3	Vertical	98	1.25	-	27.34	4.04	-
AV	2.4862G	53.93	54.00	-0.07	22.55	3	Vertical	98	1.25	-	27.34	4.04	-



802.11b_Nss1,(1Mbps)_2TX

25/12/2019

2462MHz_TX



EUT Y_2TX
Setting 97
06-E-J-5

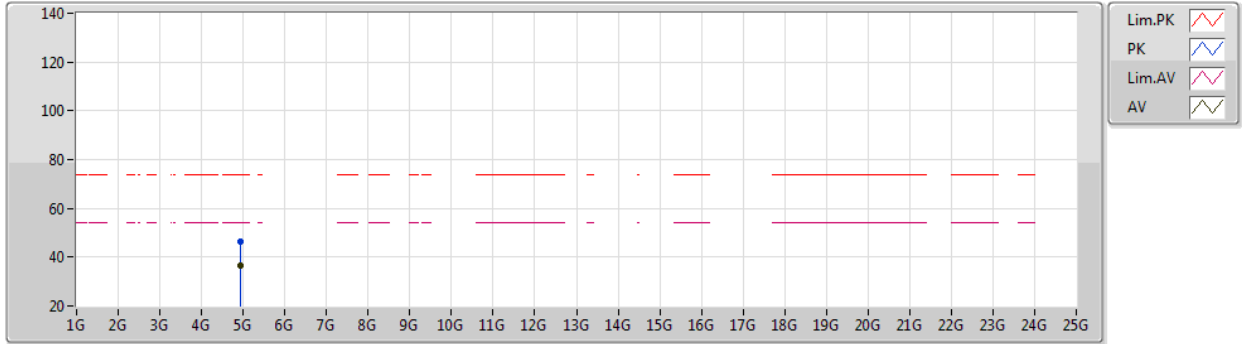
Type	Freq (Hz)	Level (dBuV/m)	Limit (dBuV/m)	Margin (dB)	Raw (dBuV)	Dist (m)	Condition	Azimuth (°)	Height (m)	Comment	AF (dB)	CL (dB)	PA (dB)
PK	2.463G	115.50	Inf	-Inf	84.06	3	Horizontal	285	1.00	-	27.41	4.03	-
AV	2.4612G	111.37	Inf	-Inf	79.92	3	Horizontal	285	1.00	-	27.42	4.03	-
PK	2.486G	61.98	74.00	-12.02	30.60	3	Horizontal	285	1.00	-	27.34	4.04	-
AV	2.4862G	51.16	54.00	-2.84	19.78	3	Horizontal	285	1.00	-	27.34	4.04	-



802.11b_Nss1,(1Mbps)_2TX

25/12/2019

2462MHz_TX



EUT Y_2TX
Setting 97
06-E-J-5

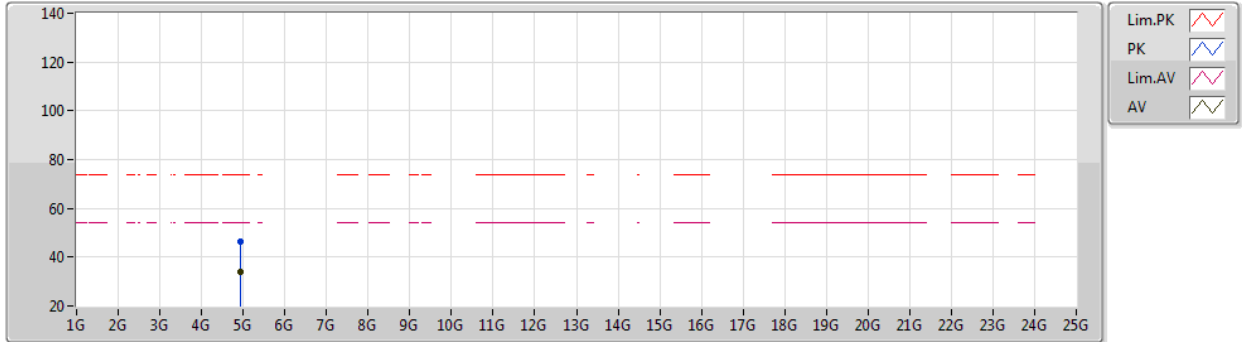
Type	Freq (Hz)	Level (dBuV/m)	Limit (dBuV/m)	Margin (dB)	Raw (dBuV)	Dist (m)	Condition	Azimuth (°)	Height (m)	Comment	AF (dB)	CL (dB)	PA (dB)
PK	4.92396G	46.53	74.00	-27.47	41.46	3	Vertical	333	2.46	-	31.20	5.48	31.61
AV	4.924G	36.35	54.00	-17.65	31.28	3	Vertical	333	2.46	-	31.20	5.48	31.61



802.11b_Nss1,(1Mbps)_2TX

25/12/2019

2462MHz_TX



EUT Y_2TX
Setting 97
06-E-J-5

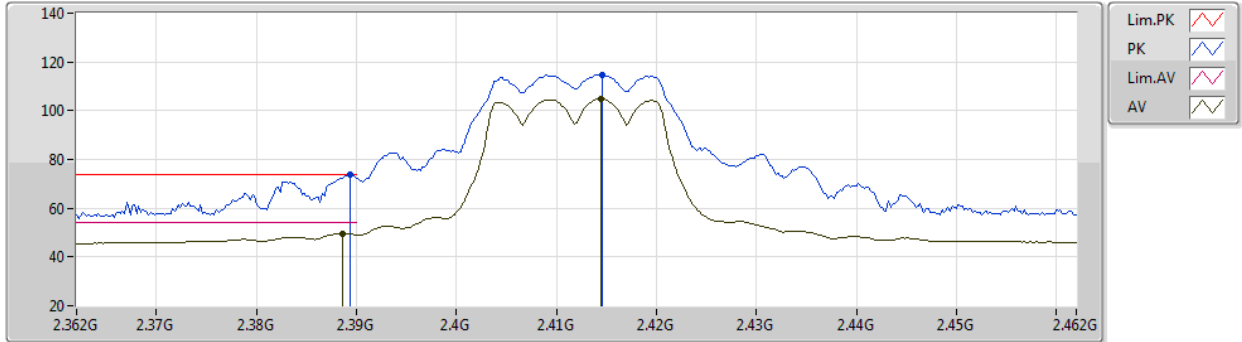
Type	Freq (Hz)	Level (dBuV/m)	Limit (dBuV/m)	Margin (dB)	Raw (dBuV)	Dist (m)	Condition	Azimuth (°)	Height (m)	Comment	AF (dB)	CL (dB)	PA (dB)
PK	4.9243G	46.23	74.00	-27.77	41.16	3	Horizontal	272	3.00	-	31.20	5.48	31.61
AV	4.92398G	34.05	54.00	-19.95	28.98	3	Horizontal	272	3.00	-	31.20	5.48	31.61



802.11g_Nss1,(6Mbps)_2TX

25/12/2019

2412MHz_TX



EUT Y_2TX
Setting 78
06-E-J-5

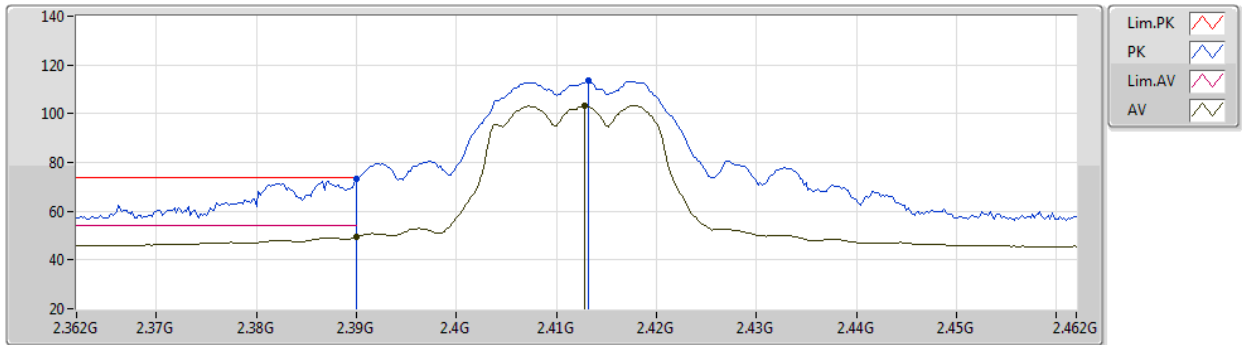
Type	Freq (Hz)	Level (dBuV/m)	Limit (dBuV/m)	Margin (dB)	Raw (dBuV)	Dist (m)	Condition	Azimuth (°)	Height (m)	Comment	AF (dB)	CL (dB)	PA (dB)
PK	2.3894G	73.74	74.00	-0.26	42.12	3	Vertical	200	1.22	-	27.63	3.99	-
AV	2.3886G	49.69	54.00	-4.31	18.07	3	Vertical	200	1.22	-	27.63	3.99	-
PK	2.4146G	114.87	Inf	-Inf	83.30	3	Vertical	200	1.22	-	27.56	4.01	-
AV	2.4144G	104.72	Inf	-Inf	73.15	3	Vertical	200	1.22	-	27.56	4.01	-



802.11g_Nss1,(6Mbps)_2TX

25/12/2019

2412MHz_TX



EUT Y_2TX
Setting 78
06-E-J-5

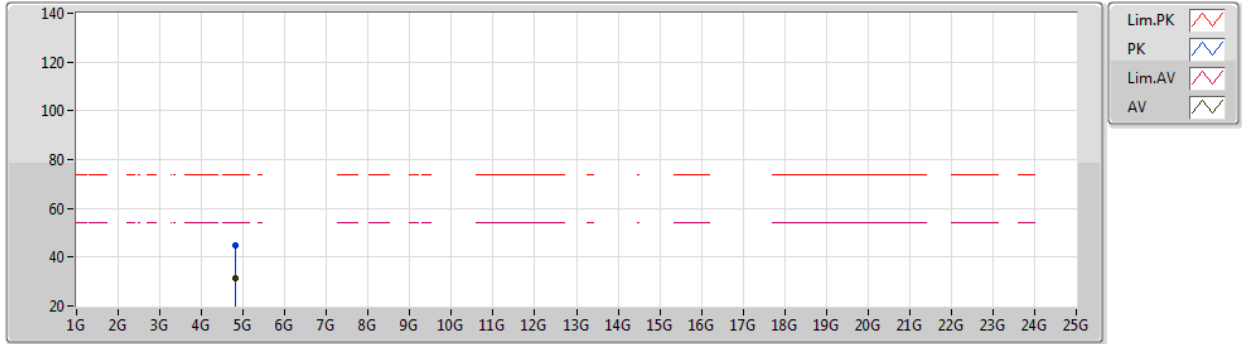
Type	Freq (Hz)	Level (dBuV/m)	Limit (dBuV/m)	Margin (dB)	Raw (dBuV)	Dist (m)	Condition	Azimuth (°)	Height (m)	Comment	AF (dB)	CL (dB)	PA (dB)
PK	2.39G	73.20	74.00	-0.80	41.57	3	Horizontal	237	2.91	-	27.63	4.00	-
AV	2.39G	49.25	54.00	-4.75	17.62	3	Horizontal	237	2.91	-	27.63	4.00	-
PK	2.4132G	113.46	Inf	-Inf	81.89	3	Horizontal	237	2.91	-	27.56	4.01	-
AV	2.4128G	103.21	Inf	-Inf	71.64	3	Horizontal	237	2.91	-	27.56	4.01	-



802.11g_Nss1,(6Mbps)_2TX

25/12/2019

2412MHz_TX



EUT Y_2TX
Setting 78
06-E-J-5

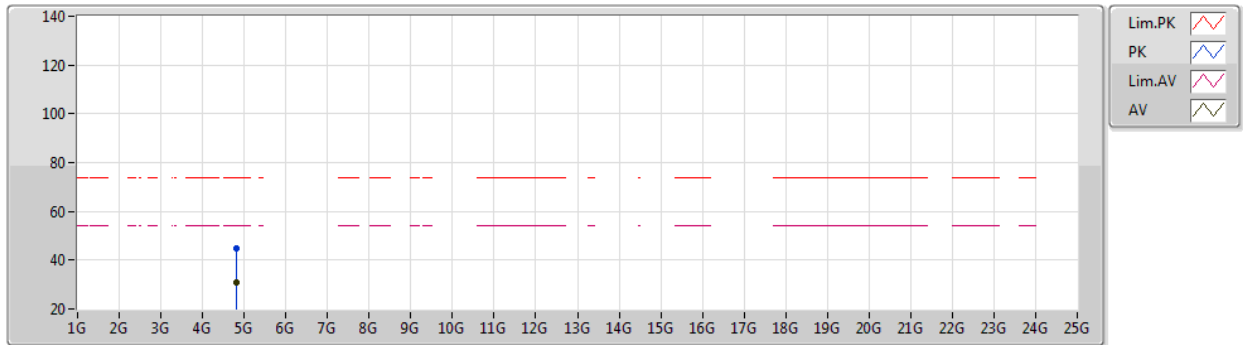
Type	Freq (Hz)	Level (dBuV/m)	Limit (dBuV/m)	Margin (dB)	Raw (dBuV)	Dist (m)	Condition	Azimuth (°)	Height (m)	Comment	AF (dB)	CL (dB)	PA (dB)
PK	4.82268G	44.96	74.00	-29.04	40.28	3	Vertical	320	1.00	-	31.02	5.33	31.67
AV	4.82394G	31.39	54.00	-22.61	26.71	3	Vertical	320	1.00	-	31.02	5.33	31.67



802.11g_Nss1,(6Mbps)_2TX

25/12/2019

2412MHz_TX



EUT Y_2TX
Setting 78
06-E-J-5

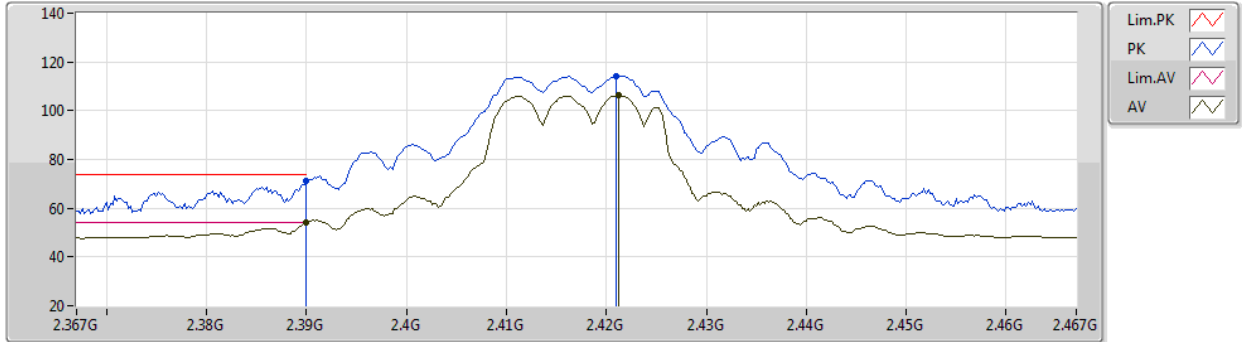
Type	Freq (Hz)	Level (dBuV/m)	Limit (dBuV/m)	Margin (dB)	Raw (dBuV)	Dist (m)	Condition	Azimuth (°)	Height (m)	Comment	AF (dB)	CL (dB)	PA (dB)
PK	4.82496G	44.93	74.00	-29.07	40.25	3	Horizontal	138	2.62	-	31.02	5.33	31.67
AV	4.82706G	30.85	54.00	-23.15	26.14	3	Horizontal	138	2.62	-	31.03	5.34	31.66



802.11g_Nss1,(6Mbps)_2TX

25/12/2019

2417MHz_TX



EUT Y_2TX
Setting B2
06-H-S-5

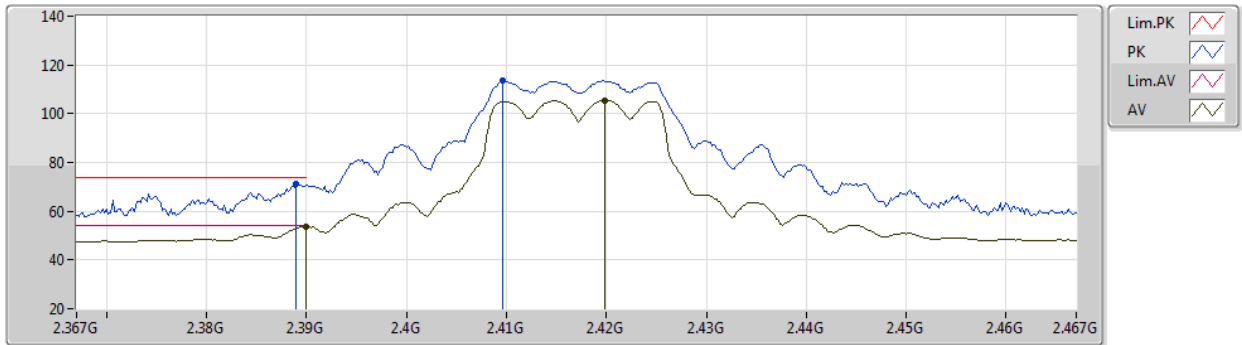
Type	Freq (Hz)	Level (dBuV/m)	Limit (dBuV/m)	Margin (dB)	Raw (dBuV)	Dist (m)	Condition	Azimuth (°)	Height (m)	Comment	AF (dB)	CL (dB)	PA (dB)
PK	2.39G	70.98	74.00	-3.02	39.35	3	Vertical	9	1.37	-	27.63	4.00	-
AV	2.39G	53.94	54.00	-0.06	22.31	3	Vertical	9	1.37	-	27.63	4.00	-
PK	2.421G	114.21	Inf	-Inf	82.66	3	Vertical	9	1.37	-	27.54	4.01	-
AV	2.421G	106.16	Inf	-Inf	74.61	3	Vertical	9	1.37	-	27.54	4.01	-



802.11g_Nss1,(6Mbps)_2TX

25/12/2019

2417MHz_TX



EUT Y_2TX
Setting B2
06-H-S-5

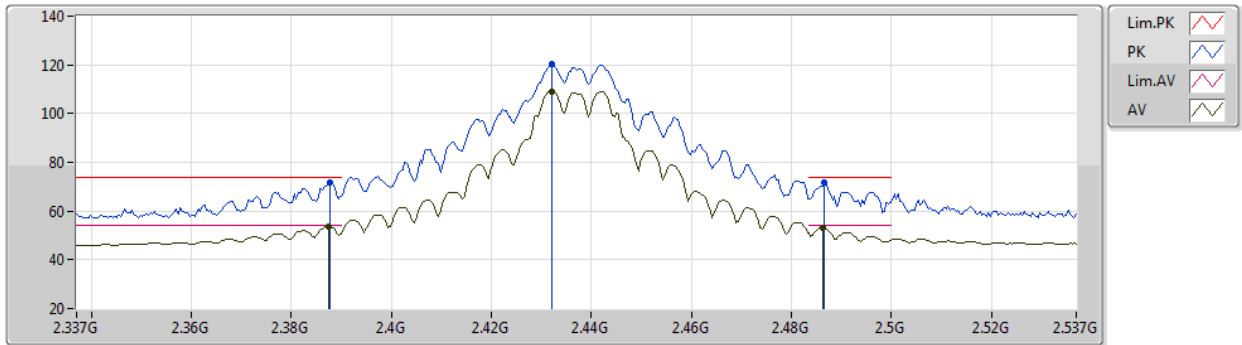
Type	Freq (Hz)	Level (dBuV/m)	Limit (dBuV/m)	Margin (dB)	Raw (dBuV)	Dist (m)	Condition	Azimuth (°)	Height (m)	Comment	AF (dB)	CL (dB)	PA (dB)
PK	2.389G	71.14	74.00	-2.86	39.52	3	Horizontal	57	2.59	-	27.63	3.99	-
AV	2.39G	53.63	54.00	-0.37	22.00	3	Horizontal	57	2.59	-	27.63	4.00	-
PK	2.4096G	113.47	Inf	-Inf	81.90	3	Horizontal	57	2.59	-	27.57	4.00	-
AV	2.4198G	105.53	Inf	-Inf	73.98	3	Horizontal	57	2.59	-	27.54	4.01	-



802.11g_Nss1,(6Mbps)_2TX

25/12/2019

2437MHz_TX



EUT Y_2TX
Setting 103
06-E-J-5

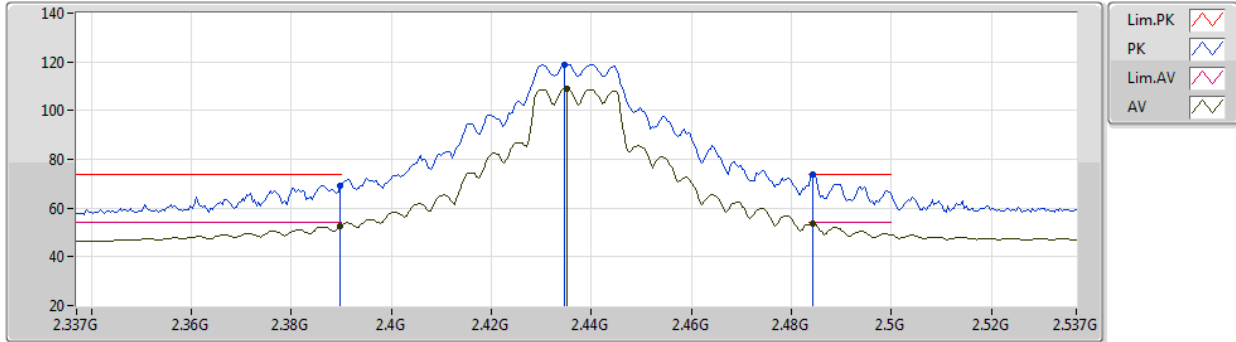
Type	Freq (Hz)	Level (dBuV/m)	Limit (dBuV/m)	Margin (dB)	Raw (dBuV)	Dist (m)	Condition	Azimuth (°)	Height (m)	Comment	AF (dB)	CL (dB)	PA (dB)
PK	2.3878G	71.50	74.00	-2.50	39.87	3	Vertical	199	1.17	-	27.64	3.99	-
AV	2.3874G	53.80	54.00	-0.20	22.17	3	Vertical	199	1.17	-	27.64	3.99	-
PK	2.4322G	120.12	Inf	-Inf	88.60	3	Vertical	199	1.17	-	27.50	4.02	-
AV	2.4322G	109.18	Inf	-Inf	77.66	3	Vertical	199	1.17	-	27.50	4.02	-
PK	2.4866G	71.47	74.00	-2.53	40.09	3	Vertical	199	1.17	-	27.34	4.04	-
AV	2.4862G	52.97	54.00	-1.03	21.59	3	Vertical	199	1.17	-	27.34	4.04	-



802.11g_Nss1,(6Mbps)_2TX

25/12/2019

2437MHz_TX



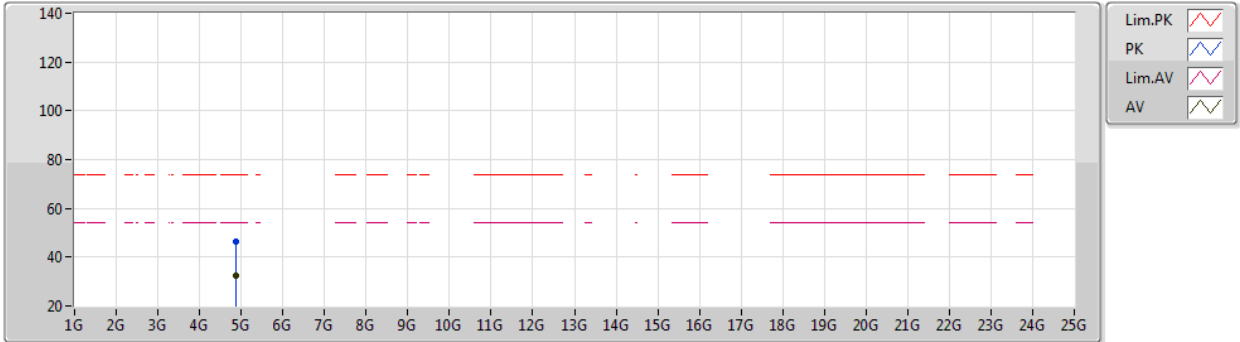
EUT Y_2TX
Setting 103
06-E-J-5

Type	Freq (Hz)	Level (dBuV/m)	Limit (dBuV/m)	Margin (dB)	Raw (dBuV)	Dist (m)	Condition	Azimuth (°)	Height (m)	Comment	AF (dB)	CL (dB)	PA (dB)
PK	2.3898G	69.30	74.00	-4.70	37.68	3	Horizontal	234	2.81	-	27.63	3.99	-
AV	2.3898G	52.76	54.00	-1.24	21.14	3	Horizontal	234	2.81	-	27.63	3.99	-
PK	2.4346G	119.05	Inf	-Inf	87.53	3	Horizontal	234	2.81	-	27.50	4.02	-
AV	2.435G	108.94	Inf	-Inf	77.42	3	Horizontal	234	2.81	-	27.50	4.02	-
PK	2.4842G	73.90	74.00	-0.10	42.51	3	Horizontal	234	2.81	-	27.35	4.04	-
AV	2.4842G	53.80	54.00	-0.20	22.41	3	Horizontal	234	2.81	-	27.35	4.04	-

802.11g_Nss1,(6Mbps)_2TX

25/12/2019

2437MHz_TX



EUT Y_2TX
Setting 103
06-E-J-5

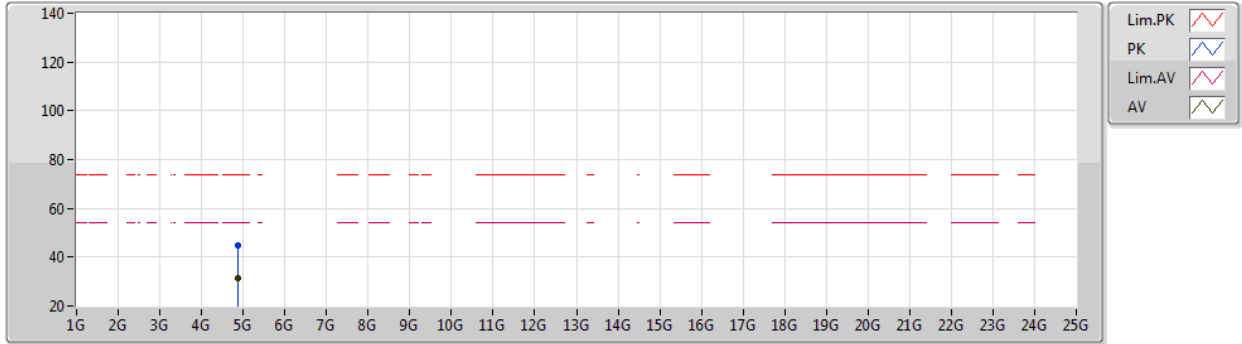
Type	Freq (Hz)	Level (dBuV/m)	Limit (dBuV/m)	Margin (dB)	Raw (dBuV)	Dist (m)	Condition	Azimuth (°)	Height (m)	Comment	AF (dB)	CL (dB)	PA (dB)
PK	4.86602G	46.37	74.00	-27.63	41.55	3	Vertical	0	3.00	-	31.07	5.39	31.64
AV	4.8734G	32.43	54.00	-21.57	27.60	3	Vertical	0	3.00	-	31.07	5.40	31.64



802.11g_Nss1,(6Mbps)_2TX

25/12/2019

2437MHz_TX



EUT Y_2TX
Setting 103
06-E-J-5

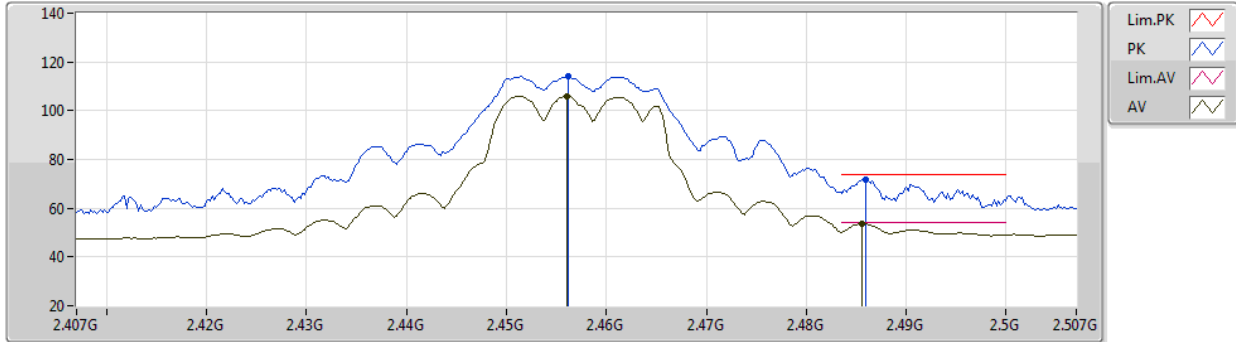
Type	Freq (Hz)	Level (dBuV/m)	Limit (dBuV/m)	Margin (dB)	Raw (dBuV)	Dist (m)	Condition	Azimuth (°)	Height (m)	Comment	AF (dB)	CL (dB)	PA (dB)
PK	4.87838G	44.90	74.00	-29.10	40.04	3	Horizontal	294	2.86	-	31.08	5.41	31.63
AV	4.87742G	31.38	54.00	-22.62	26.52	3	Horizontal	294	2.86	-	31.08	5.41	31.63



802.11g_Nss1,(6Mbps)_2TX

25/12/2019

2457MHz_TX



EUT Y_2TX
Setting 81
06-H-S-5

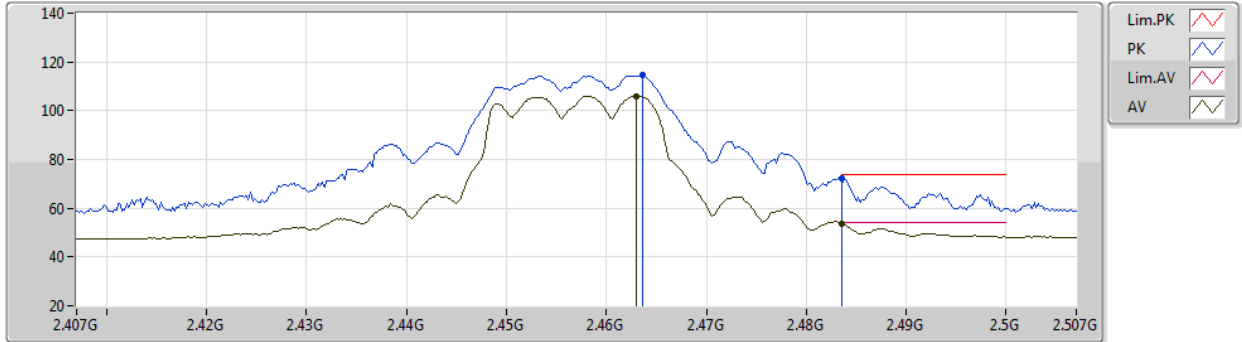
Type	Freq (Hz)	Level (dBuV/m)	Limit (dBuV/m)	Margin (dB)	Raw (dBuV)	Dist (m)	Condition	Azimuth (°)	Height (m)	Comment	AF (dB)	CL (dB)	PA (dB)
PK	2.4562G	114.13	Inf	-Inf	82.67	3	Vertical	89	1.07	-	27.43	4.03	-
AV	2.456G	105.82	Inf	-Inf	74.36	3	Vertical	89	1.07	-	27.43	4.03	-
PK	2.486G	71.71	74.00	-2.29	40.33	3	Vertical	89	1.07	-	27.34	4.04	-
AV	2.4856G	53.57	54.00	-0.43	22.19	3	Vertical	89	1.07	-	27.34	4.04	-



802.11g_Nss1,(6Mbps)_2TX

25/12/2019

2457MHz_TX



EUT Y_2TX
Setting 81
06-H-S-5

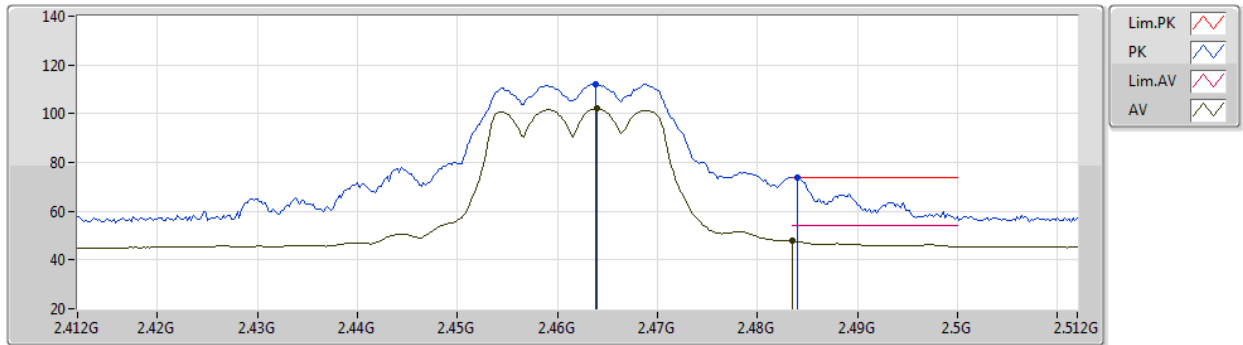
Type	Freq (Hz)	Level (dBuV/m)	Limit (dBuV/m)	Margin (dB)	Raw (dBuV)	Dist (m)	Condition	Azimuth (°)	Height (m)	Comment	AF (dB)	CL (dB)	PA (dB)
PK	2.4636G	114.76	Inf	-Inf	83.32	3	Horizontal	106	2.79	-	27.41	4.03	-
AV	2.463G	106.10	Inf	-Inf	74.66	3	Horizontal	106	2.79	-	27.41	4.03	-
PK	2.4835G	72.44	74.00	-1.56	41.05	3	Horizontal	106	2.79	-	27.35	4.04	-
AV	2.4835G	53.81	54.00	-0.19	22.42	3	Horizontal	106	2.79	-	27.35	4.04	-



802.11g_Nss1,(6Mbps)_2TX

25/12/2019

2462MHz_TX



EUT Y_2TX
Setting 73
06-E-J-5

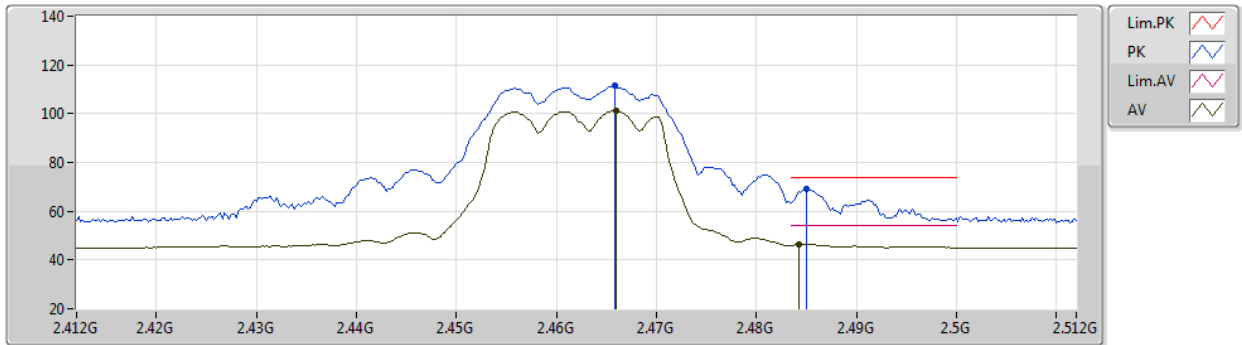
Type	Freq (Hz)	Level (dBuV/m)	Limit (dBuV/m)	Margin (dB)	Raw (dBuV)	Dist (m)	Condition	Azimuth (°)	Height (m)	Comment	AF (dB)	CL (dB)	PA (dB)
PK	2.4638G	111.89	Inf	-Inf	80.45	3	Vertical	258	1.84	-	27.41	4.03	-
AV	2.464G	102.01	Inf	-Inf	70.57	3	Vertical	258	1.84	-	27.41	4.03	-
PK	2.484G	73.82	74.00	-0.18	42.43	3	Vertical	258	1.84	-	27.35	4.04	-
AV	2.4835G	47.75	54.00	-6.25	16.36	3	Vertical	258	1.84	-	27.35	4.04	-



802.11g_Nss1,(6Mbps)_2TX

25/12/2019

2462MHz_TX



EUT Y_2TX
Setting 73
06-E-J-5

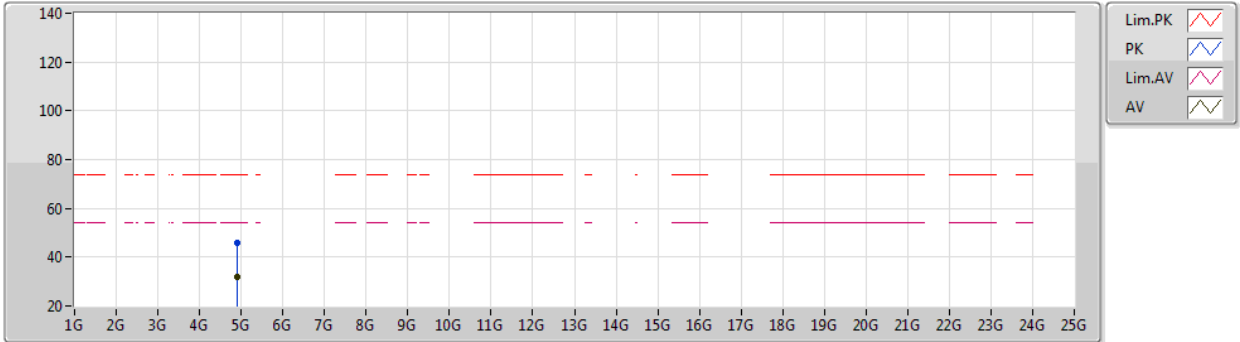
Type	Freq (Hz)	Level (dBuV/m)	Limit (dBuV/m)	Margin (dB)	Raw (dBuV)	Dist (m)	Condition	Azimuth (°)	Height (m)	Comment	AF (dB)	CL (dB)	PA (dB)
PK	2.4658G	111.30	Inf	-Inf	79.87	3	Horizontal	279	2.49	-	27.40	4.03	-
AV	2.466G	101.15	Inf	-Inf	69.72	3	Horizontal	279	2.49	-	27.40	4.03	-
PK	2.485G	69.33	74.00	-4.67	37.94	3	Horizontal	279	2.49	-	27.35	4.04	-
AV	2.4842G	46.28	54.00	-7.72	14.89	3	Horizontal	279	2.49	-	27.35	4.04	-



802.11g_Nss1,(6Mbps)_2TX

25/12/2019

2462MHz_TX



EUT Y_2TX
Setting 73
06-E-J-5

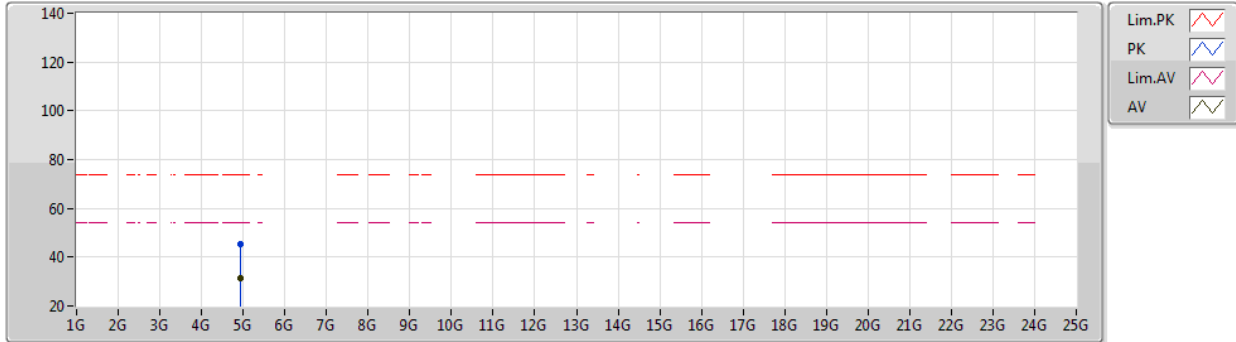
Type	Freq (Hz)	Level (dBuV/m)	Limit (dBuV/m)	Margin (dB)	Raw (dBuV)	Dist (m)	Condition	Azimuth (°)	Height (m)	Comment	AF (dB)	CL (dB)	PA (dB)
PK	4.91518G	45.62	74.00	-28.38	40.61	3	Vertical	136	2.93	-	31.16	5.46	31.61
AV	4.91422G	31.91	54.00	-22.09	26.90	3	Vertical	136	2.93	-	31.16	5.46	31.61



802.11g_Nss1,(6Mbps)_2TX

25/12/2019

2462MHz_TX



EUT Y_2TX
Setting 73
06-E-J-5

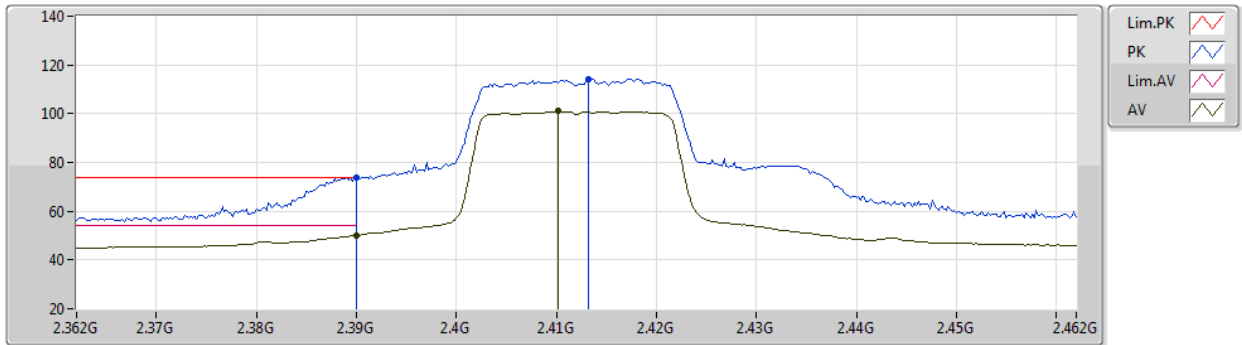
Type	Freq (Hz)	Level (dBuV/m)	Limit (dBuV/m)	Margin (dB)	Raw (dBuV)	Dist (m)	Condition	Azimuth (°)	Height (m)	Comment	AF (dB)	CL (dB)	PA (dB)
PK	4.92806G	45.53	74.00	-28.47	40.44	3	Horizontal	26	2.15	-	31.21	5.48	31.60
AV	4.91974G	31.55	54.00	-22.45	26.51	3	Horizontal	26	2.15	-	31.18	5.47	31.61



802.11ax HEW20_Nss2,(MCS0)_2TX

25/12/2019

2412MHz_TX



EUT Y_2TX
Setting 75
06-E-J-5

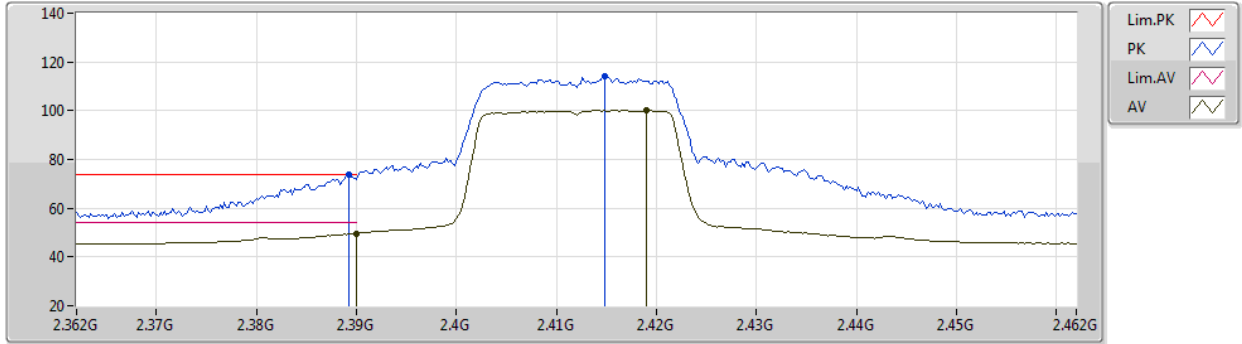
Type	Freq (Hz)	Level (dBuV/m)	Limit (dBuV/m)	Margin (dB)	Raw (dBuV)	Dist (m)	Condition	Azimuth (°)	Height (m)	Comment	AF (dB)	CL (dB)	PA (dB)
PK	2.39G	73.90	74.00	-0.10	42.27	3	Vertical	45	1.28	-	27.63	4.00	-
AV	2.39G	49.96	54.00	-4.04	18.33	3	Vertical	45	1.28	-	27.63	4.00	-
PK	2.4132G	114.39	Inf	-Inf	82.82	3	Vertical	45	1.28	-	27.56	4.01	-
AV	2.4102G	101.01	Inf	-Inf	69.43	3	Vertical	45	1.28	-	27.57	4.01	-



802.11ax HEW20_Nss2,(MCS0)_2TX

25/12/2019

2412MHz_TX



EUT Y_2TX
Setting 75
06-E-J-5

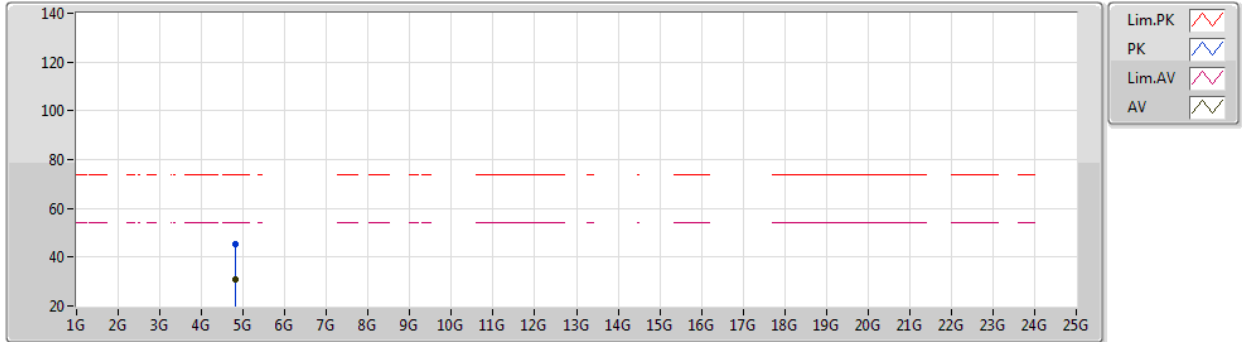
Type	Freq (Hz)	Level (dBuV/m)	Limit (dBuV/m)	Margin (dB)	Raw (dBuV)	Dist (m)	Condition	Azimuth (°)	Height (m)	Comment	AF (dB)	CL (dB)	PA (dB)
PK	2.3892G	73.76	74.00	-0.24	42.14	3	Horizontal	83	2.88	-	27.63	3.99	-
AV	2.39G	49.61	54.00	-4.39	17.98	3	Horizontal	83	2.88	-	27.63	4.00	-
PK	2.4148G	114.15	Inf	-Inf	82.58	3	Horizontal	83	2.88	-	27.56	4.01	-
AV	2.419G	100.04	Inf	-Inf	68.49	3	Horizontal	83	2.88	-	27.54	4.01	-



802.11ax HEW20_Nss2,(MCS0)_2TX

25/12/2019

2412MHz_TX



EUT Y_2TX
Setting 75
06-E-J-5

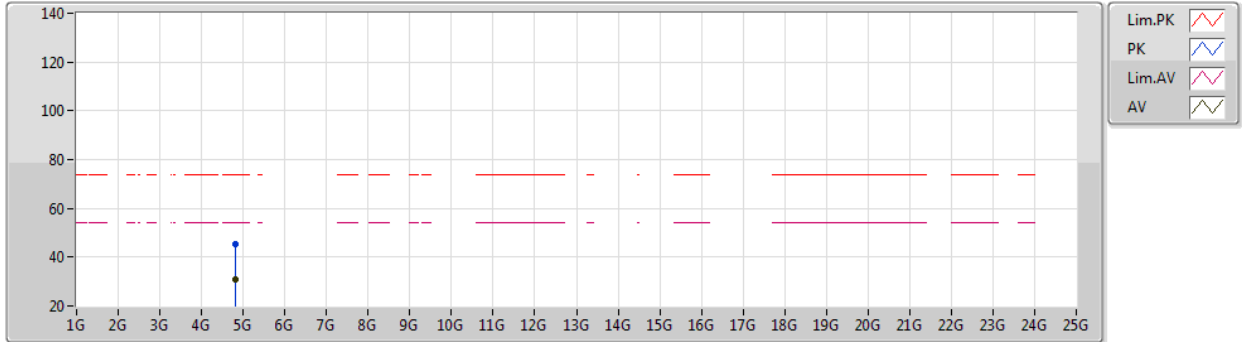
Type	Freq (Hz)	Level (dBuV/m)	Limit (dBuV/m)	Margin (dB)	Raw (dBuV)	Dist (m)	Condition	Azimuth (°)	Height (m)	Comment	AF (dB)	CL (dB)	PA (dB)
PK	4.82258G	45.39	74.00	-28.61	40.71	3	Vertical	340	1.96	-	31.02	5.33	31.67
AV	4.82534G	30.87	54.00	-23.13	26.16	3	Vertical	340	1.96	-	31.03	5.34	31.66



802.11ax HEW20_Nss2,(MCS0)_2TX

25/12/2019

2412MHz_TX



EUT Y_2TX
Setting 75
06-E-J-5

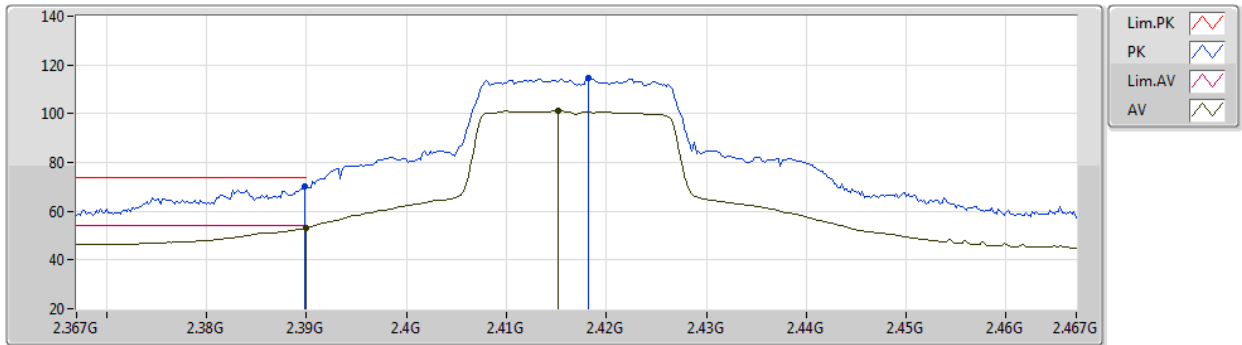
Type	Freq (Hz)	Level (dBuV/m)	Limit (dBuV/m)	Margin (dB)	Raw (dBuV)	Dist (m)	Condition	Azimuth (°)	Height (m)	Comment	AF (dB)	CL (dB)	PA (dB)
PK	4.82512G	45.23	74.00	-28.77	40.52	3	Horizontal	102	1.02	-	31.03	5.34	31.66
AV	4.82592G	30.63	54.00	-23.37	25.92	3	Horizontal	102	1.02	-	31.03	5.34	31.66



802.11ax HEW20_Nss2,(MCS0)_2TX

25/12/2019

2417MHz_TX



EUT Y_2TX
Setting B3
06-E-B-4

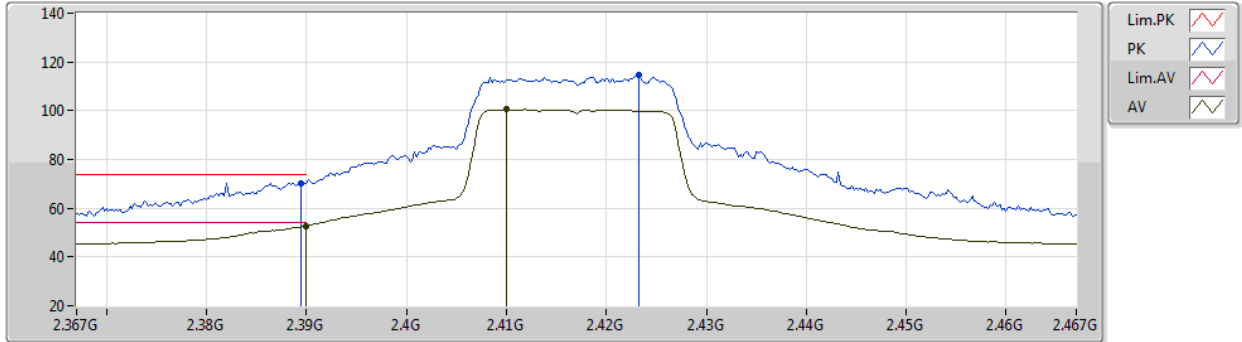
Type	Freq (Hz)	Level (dBuV/m)	Limit (dBuV/m)	Margin (dB)	Raw (dBuV)	Dist (m)	Condition	Azimuth (°)	Height (m)	Comment	AF (dB)	CL (dB)	PA (dB)
PK	2.3898G	70.22	74.00	-3.78	38.60	3	Vertical	356	1.80	-	27.63	3.99	-
AV	2.39G	53.23	54.00	-0.77	21.60	3	Vertical	356	1.80	-	27.63	4.00	-
PK	2.4182G	114.48	Inf	-Inf	82.92	3	Vertical	356	1.80	-	27.55	4.01	-
AV	2.4152G	101.29	Inf	-Inf	69.73	3	Vertical	356	1.80	-	27.55	4.01	-



802.11ax HEW20_Nss2,(MCS0)_2TX

25/12/2019

2417MHz_TX



EUT Y_2TX
Setting B3
06-E-B-4

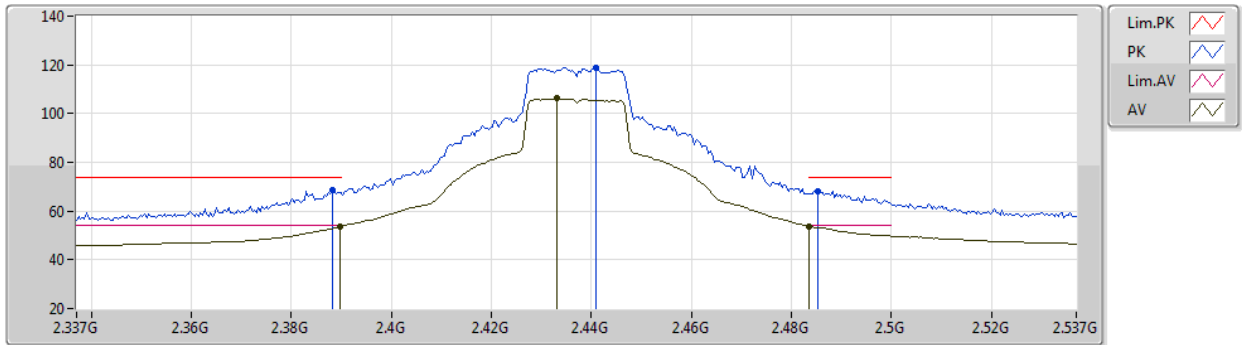
Type	Freq (Hz)	Level (dBuV/m)	Limit (dBuV/m)	Margin (dB)	Raw (dBuV)	Dist (m)	Condition	Azimuth (°)	Height (m)	Comment	AF (dB)	CL (dB)	PA (dB)
PK	2.3894G	70.31	74.00	-3.69	38.69	3	Horizontal	60	2.85	-	27.63	3.99	-
AV	2.39G	52.70	54.00	-1.30	21.07	3	Horizontal	60	2.85	-	27.63	4.00	-
PK	2.4232G	114.68	Inf	-Inf	83.14	3	Horizontal	60	2.85	-	27.53	4.01	-
AV	2.41G	100.52	Inf	-Inf	68.95	3	Horizontal	60	2.85	-	27.57	4.00	-



802.11ax HEW20_Nss2,(MCS0)_2TX

25/12/2019

2437MHz_TX



EUT Y_2TX
Setting 100
06-E-J-5

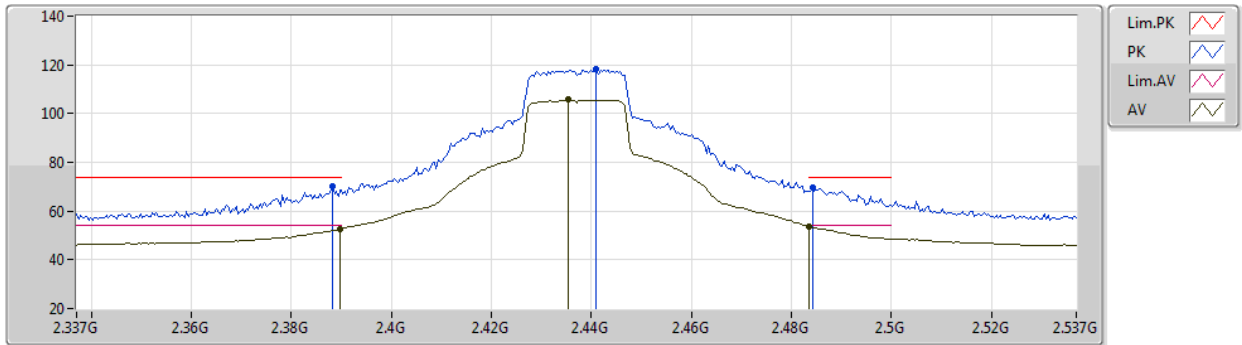
Type	Freq (Hz)	Level (dBuV/m)	Limit (dBuV/m)	Margin (dB)	Raw (dBuV)	Dist (m)	Condition	Azimuth (°)	Height (m)	Comment	AF (dB)	CL (dB)	PA (dB)
PK	2.3882G	68.57	74.00	-5.43	36.94	3	Vertical	41	1.19	-	27.64	3.99	-
AV	2.3898G	53.67	54.00	-0.33	22.05	3	Vertical	41	1.19	-	27.63	3.99	-
PK	2.441G	118.81	Inf	-Inf	87.31	3	Vertical	41	1.19	-	27.48	4.02	-
AV	2.433G	106.25	Inf	-Inf	74.73	3	Vertical	41	1.19	-	27.50	4.02	-
PK	2.4854G	68.35	74.00	-5.65	36.97	3	Vertical	41	1.19	-	27.34	4.04	-
AV	2.4835G	53.83	54.00	-0.17	22.44	3	Vertical	41	1.19	-	27.35	4.04	-



802.11ax HEW20_Nss2,(MCS0)_2TX

25/12/2019

2437MHz_TX



EUT Y_2TX
Setting 100
06-E-J-5

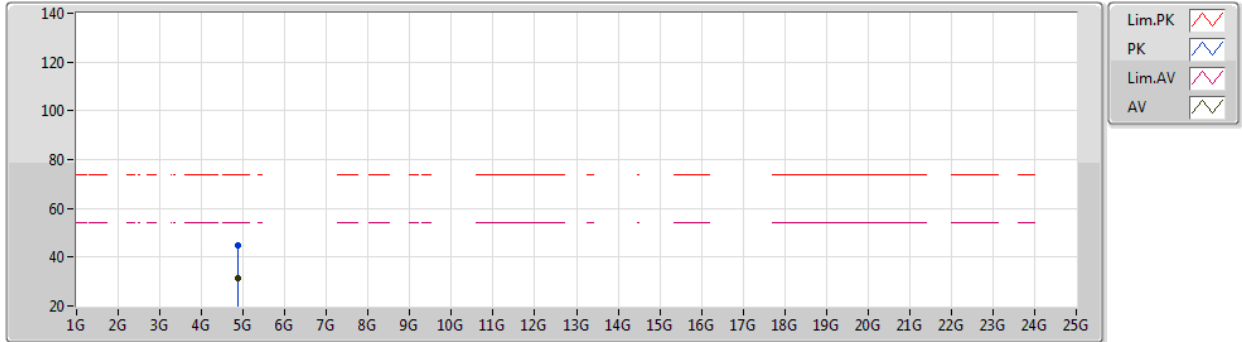
Type	Freq (Hz)	Level (dBuV/m)	Limit (dBuV/m)	Margin (dB)	Raw (dBuV)	Dist (m)	Condition	Azimuth (°)	Height (m)	Comment	AF (dB)	CL (dB)	PA (dB)
PK	2.3882G	70.26	74.00	-3.74	38.63	3	Horizontal	84	2.81	-	27.64	3.99	-
AV	2.3898G	52.70	54.00	-1.30	21.08	3	Horizontal	84	2.81	-	27.63	3.99	-
PK	2.441G	118.27	Inf	-Inf	86.77	3	Horizontal	84	2.81	-	27.48	4.02	-
AV	2.4354G	105.76	Inf	-Inf	74.25	3	Horizontal	84	2.81	-	27.49	4.02	-
PK	2.4842G	69.73	74.00	-4.27	38.34	3	Horizontal	84	2.81	-	27.35	4.04	-
AV	2.4835G	53.75	54.00	-0.25	22.36	3	Horizontal	84	2.81	-	27.35	4.04	-



802.11ax HEW20_Nss2,(MCS0)_2TX

25/12/2019

2437MHz_TX



EUT Y_2TX
Setting 100
06-E-J-5

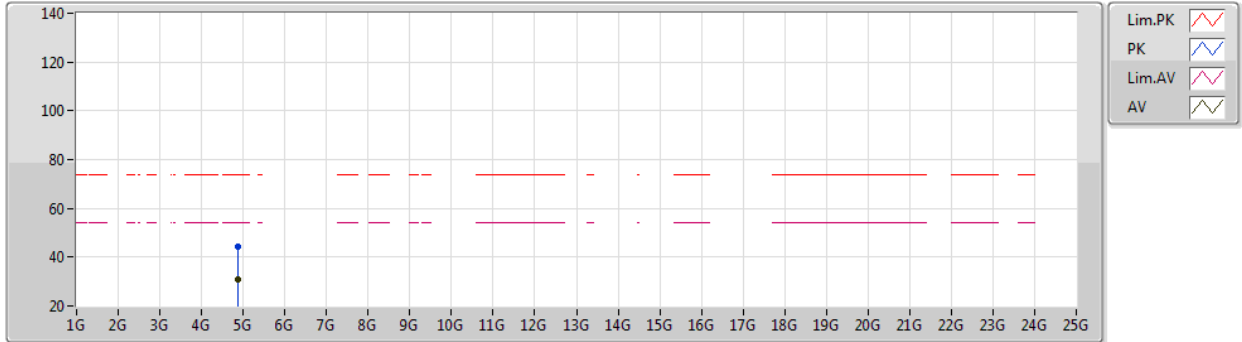
Type	Freq (Hz)	Level (dBuV/m)	Limit (dBuV/m)	Margin (dB)	Raw (dBuV)	Dist (m)	Condition	Azimuth (°)	Height (m)	Comment	AF (dB)	CL (dB)	PA (dB)
PK	4.87206G	45.05	74.00	-28.95	40.22	3	Vertical	46	2.06	-	31.07	5.40	31.64
AV	4.87508G	31.43	54.00	-22.57	26.57	3	Vertical	46	2.06	-	31.08	5.41	31.63



802.11ax HEW20_Nss2,(MCS0)_2TX

25/12/2019

2437MHz_TX



EUT Y_2TX
Setting 100
06-E-J-5

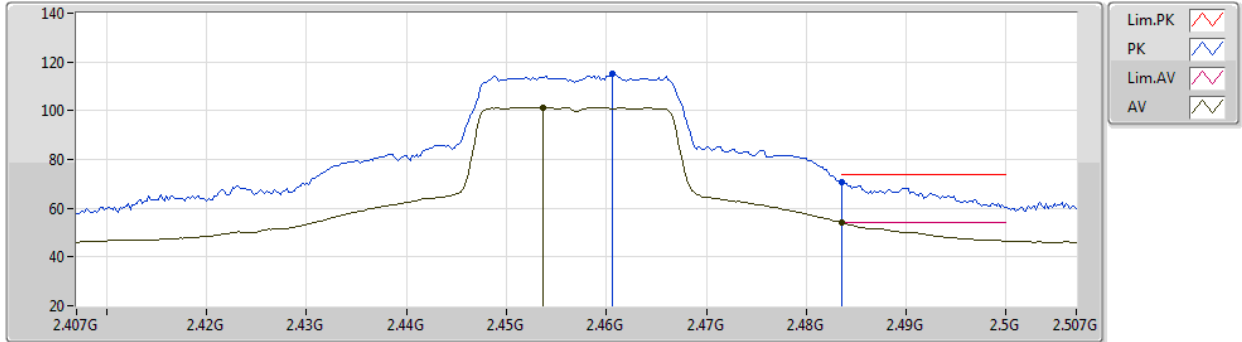
Type	Freq (Hz)	Level (dBuV/m)	Limit (dBuV/m)	Margin (dB)	Raw (dBuV)	Dist (m)	Condition	Azimuth (°)	Height (m)	Comment	AF (dB)	CL (dB)	PA (dB)
PK	4.8694G	44.41	74.00	-29.59	39.58	3	Horizontal	218	2.70	-	31.07	5.40	31.64
AV	4.87738G	30.96	54.00	-23.04	26.10	3	Horizontal	218	2.70	-	31.08	5.41	31.63



802.11ax HEW20_Nss2,(MCS0)_2TX

25/12/2019

2457MHz_TX



EUT Y_2TX
Setting 81
06-E-B-4

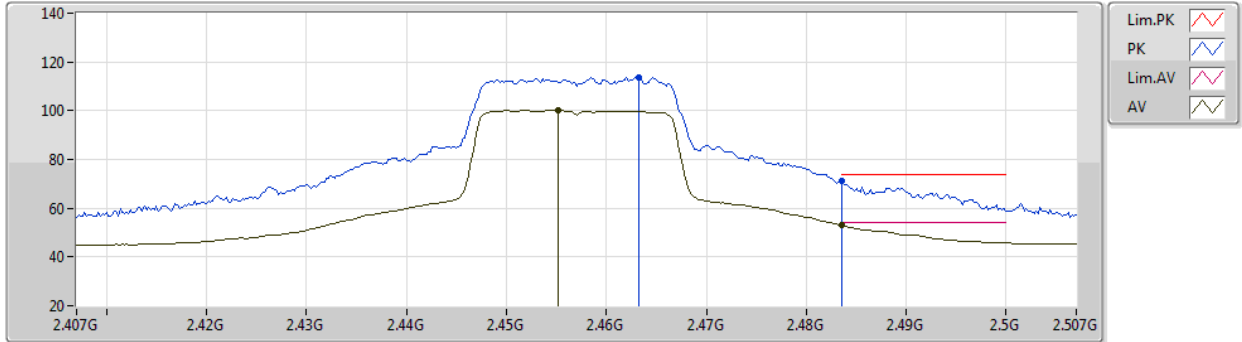
Type	Freq (Hz)	Level (dBuV/m)	Limit (dBuV/m)	Margin (dB)	Raw (dBuV)	Dist (m)	Condition	Azimuth (°)	Height (m)	Comment	AF (dB)	CL (dB)	PA (dB)
PK	2.4606G	115.13	Inf	-Inf	83.68	3	Vertical	49	1.00	-	27.42	4.03	-
AV	2.4536G	101.46	Inf	-Inf	69.99	3	Vertical	49	1.00	-	27.44	4.03	-
PK	2.4835G	70.77	74.00	-3.23	39.38	3	Vertical	49	1.00	-	27.35	4.04	-
AV	2.4836G	53.97	54.00	-0.03	22.58	3	Vertical	49	1.00	-	27.35	4.04	-



802.11ax HEW20_Nss2,(MCS0)_2TX

25/12/2019

2457MHz_TX



EUT Y_2TX
Setting 81
06-E-B-4

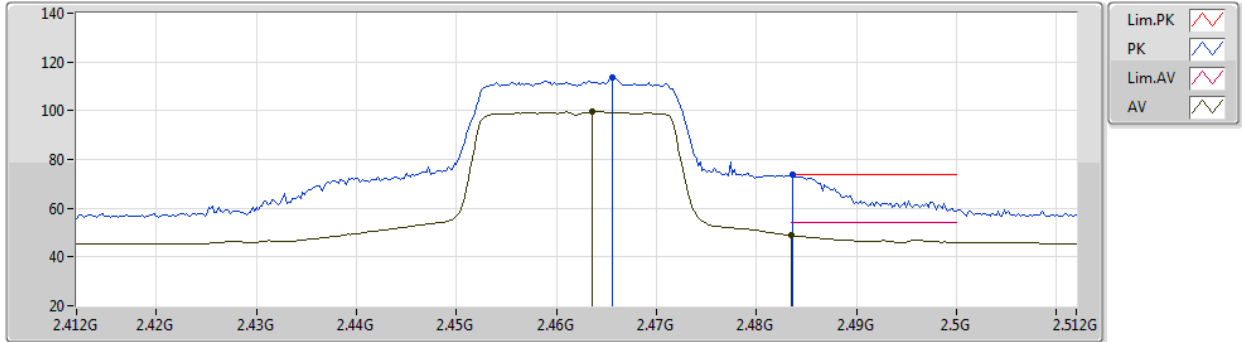
Type	Freq (Hz)	Level (dBuV/m)	Limit (dBuV/m)	Margin (dB)	Raw (dBuV)	Dist (m)	Condition	Azimuth (°)	Height (m)	Comment	AF (dB)	CL (dB)	PA (dB)
PK	2.4632G	113.82	Inf	-Inf	82.38	3	Horizontal	65	3.00	-	27.41	4.03	-
AV	2.4552G	100.14	Inf	-Inf	68.68	3	Horizontal	65	3.00	-	27.43	4.03	-
PK	2.4835G	70.95	74.00	-3.05	39.56	3	Horizontal	65	3.00	-	27.35	4.04	-
AV	2.4835G	53.05	54.00	-0.95	21.66	3	Horizontal	65	3.00	-	27.35	4.04	-



802.11ax HEW20_Nss2,(MCS0)_2TX

25/12/2019

2462MHz_TX



EUT Y_2TX
Setting 71
06-E-J-5

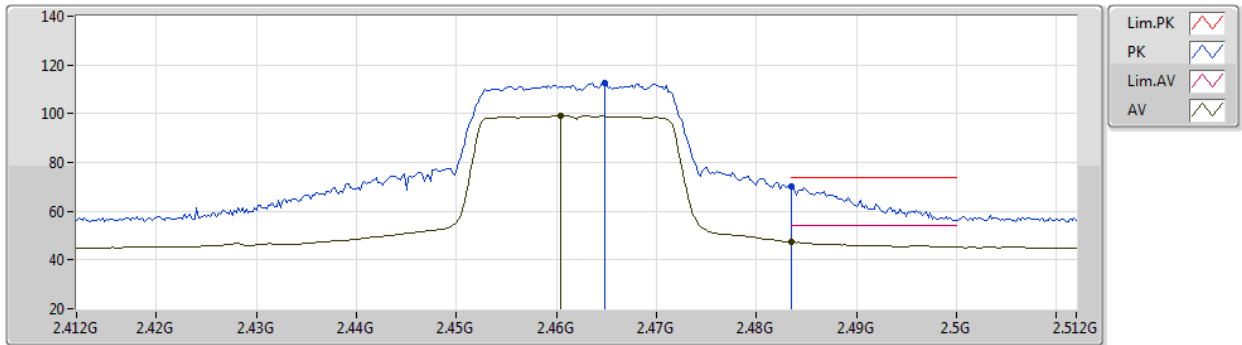
Type	Freq (Hz)	Level (dBuV/m)	Limit (dBuV/m)	Margin (dB)	Raw (dBuV)	Dist (m)	Condition	Azimuth (°)	Height (m)	Comment	AF (dB)	CL (dB)	PA (dB)
PK	2.4656G	113.56	Inf	-Inf	82.13	3	Vertical	68	1.24	-	27.40	4.03	-
AV	2.4636G	99.51	Inf	-Inf	68.07	3	Vertical	68	1.24	-	27.41	4.03	-
PK	2.4836G	73.62	74.00	-0.38	42.23	3	Vertical	68	1.24	-	27.35	4.04	-
AV	2.4835G	48.81	54.00	-5.19	17.42	3	Vertical	68	1.24	-	27.35	4.04	-



802.11ax HEW20_Nss2,(MCS0)_2TX

25/12/2019

2462MHz_TX



EUT Y_2TX
Setting 71
06-E-J-5

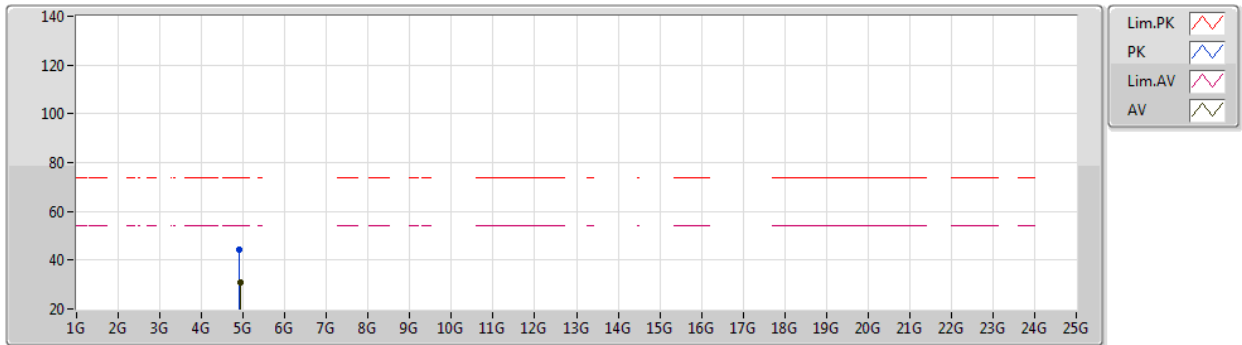
Type	Freq (Hz)	Level (dBuV/m)	Limit (dBuV/m)	Margin (dB)	Raw (dBuV)	Dist (m)	Condition	Azimuth (°)	Height (m)	Comment	AF (dB)	CL (dB)	PA (dB)
PK	2.4648G	112.63	Inf	-Inf	81.19	3	Horizontal	98	2.79	-	27.41	4.03	-
AV	2.4604G	99.32	Inf	-Inf	67.87	3	Horizontal	98	2.79	-	27.42	4.03	-
PK	2.4835G	70.22	74.00	-3.78	38.83	3	Horizontal	98	2.79	-	27.35	4.04	-
AV	2.4835G	47.33	54.00	-6.67	15.94	3	Horizontal	98	2.79	-	27.35	4.04	-



802.11ax HEW20_Nss2,(MCS0)_2TX

25/12/2019

2462MHz_TX



EUT Y_2TX
Setting 71
06-E-J-5

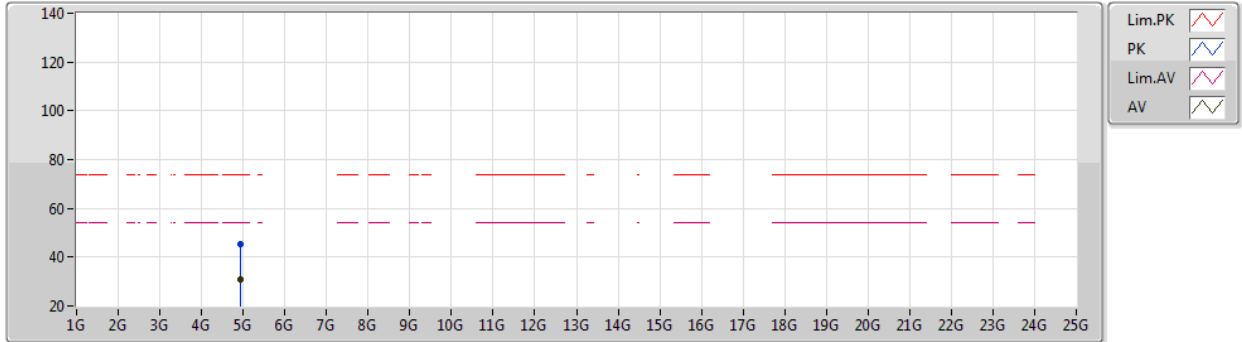
Type	Freq (Hz)	Level (dBuV/m)	Limit (dBuV/m)	Margin (dB)	Raw (dBuV)	Dist (m)	Condition	Azimuth (°)	Height (m)	Comment	AF (dB)	CL (dB)	PA (dB)
PK	4.91922G	44.20	74.00	-29.80	39.16	3	Vertical	213	2.59	-	31.18	5.47	31.61
AV	4.91998G	30.96	54.00	-23.04	25.92	3	Vertical	213	2.59	-	31.18	5.47	31.61



802.11ax HEW20_Nss2,(MCS0)_2TX

25/12/2019

2462MHz_TX



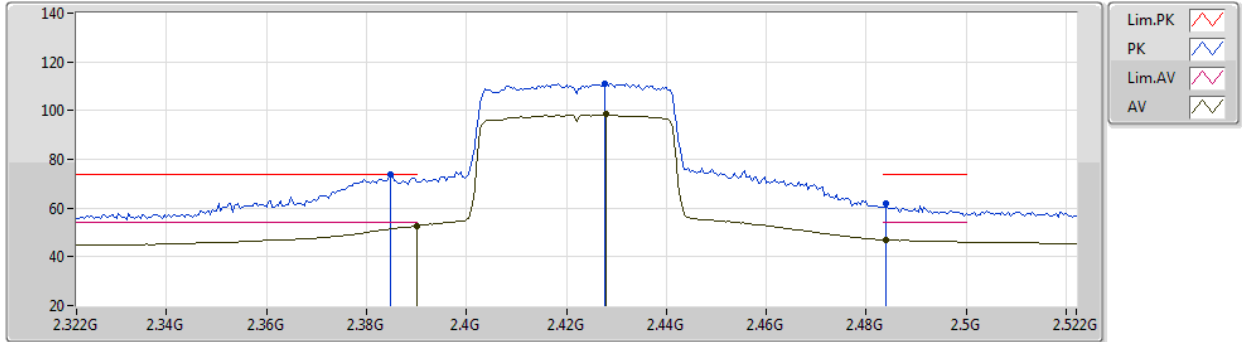
EUT Y_2TX
Setting 71
06-E-J-5

Type	Freq (Hz)	Level (dBuV/m)	Limit (dBuV/m)	Margin (dB)	Raw (dBuV)	Dist (m)	Condition	Azimuth (°)	Height (m)	Comment	AF (dB)	CL (dB)	PA (dB)
PK	4.92536G	45.38	74.00	-28.62	40.30	3	Horizontal	160	2.66	-	31.20	5.48	31.60
AV	4.91984G	30.98	54.00	-23.02	25.94	3	Horizontal	160	2.66	-	31.18	5.47	31.61

802.11ax HEW40_Nss2,(MCS0)_2TX

25/12/2019

2422MHz_TX



EUT Y_2TX
Setting 76
06-E-J-5

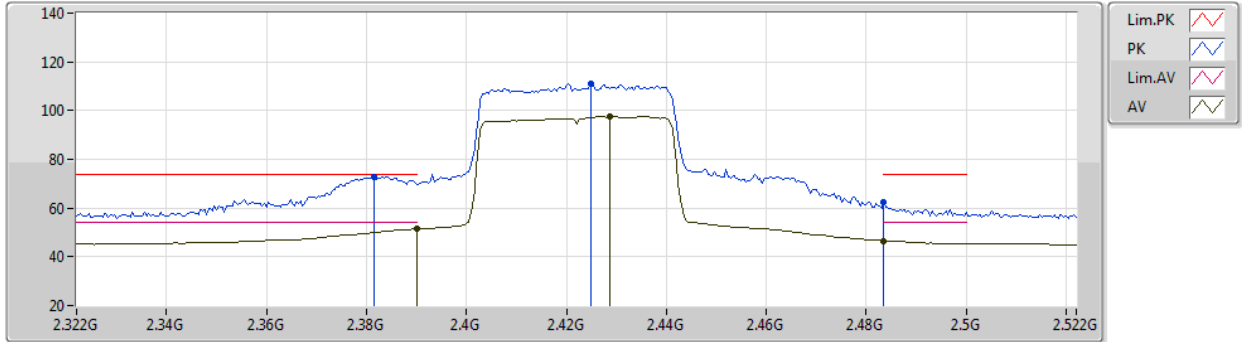
Type	Freq (Hz)	Level (dBuV/m)	Limit (dBuV/m)	Margin (dB)	Raw (dBuV)	Dist (m)	Condition	Azimuth (°)	Height (m)	Comment	AF (dB)	CL (dB)	PA (dB)
PK	2.3848G	73.72	74.00	-0.28	42.08	3	Vertical	39	1.00	-	27.65	3.99	-
AV	2.39G	52.76	54.00	-1.24	21.13	3	Vertical	39	1.00	-	27.63	4.00	-
PK	2.4276G	111.20	Inf	-Inf	79.67	3	Vertical	39	1.00	-	27.52	4.01	-
AV	2.428G	98.50	Inf	-Inf	66.97	3	Vertical	39	1.00	-	27.52	4.01	-
PK	2.484G	62.08	74.00	-11.92	30.69	3	Vertical	39	1.00	-	27.35	4.04	-
AV	2.484G	47.11	54.00	-6.89	15.72	3	Vertical	39	1.00	-	27.35	4.04	-



802.11ax HEW40_Nss2,(MCS0)_2TX

25/12/2019

2422MHz_TX



EUT Y_2TX
Setting 76
06-E-J-5

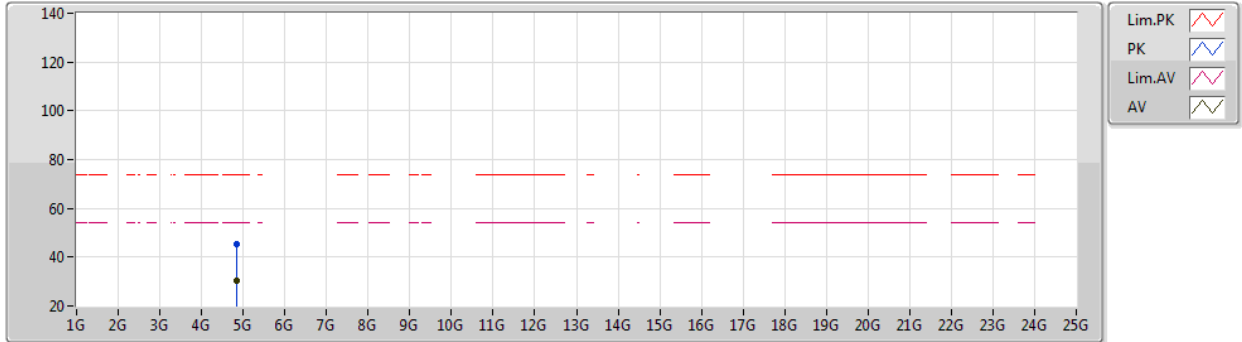
Type	Freq (Hz)	Level (dBuV/m)	Limit (dBuV/m)	Margin (dB)	Raw (dBuV)	Dist (m)	Condition	Azimuth (°)	Height (m)	Comment	AF (dB)	CL (dB)	PA (dB)
PK	2.3816G	72.88	74.00	-1.12	41.23	3	Horizontal	98	2.81	-	27.66	3.99	-
AV	2.39G	51.42	54.00	-2.58	19.79	3	Horizontal	98	2.81	-	27.63	4.00	-
PK	2.4248G	110.90	Inf	-Inf	79.36	3	Horizontal	98	2.81	-	27.53	4.01	-
AV	2.4288G	97.57	Inf	-Inf	66.05	3	Horizontal	98	2.81	-	27.51	4.01	-
PK	2.4835G	62.22	74.00	-11.78	30.83	3	Horizontal	98	2.81	-	27.35	4.04	-
AV	2.4835G	46.56	54.00	-7.44	15.17	3	Horizontal	98	2.81	-	27.35	4.04	-



802.11ax HEW40_Nss2,(MCS0)_2TX

25/12/2019

2422MHz_TX



EUT Y_2TX
Setting 76
06-E-J-5

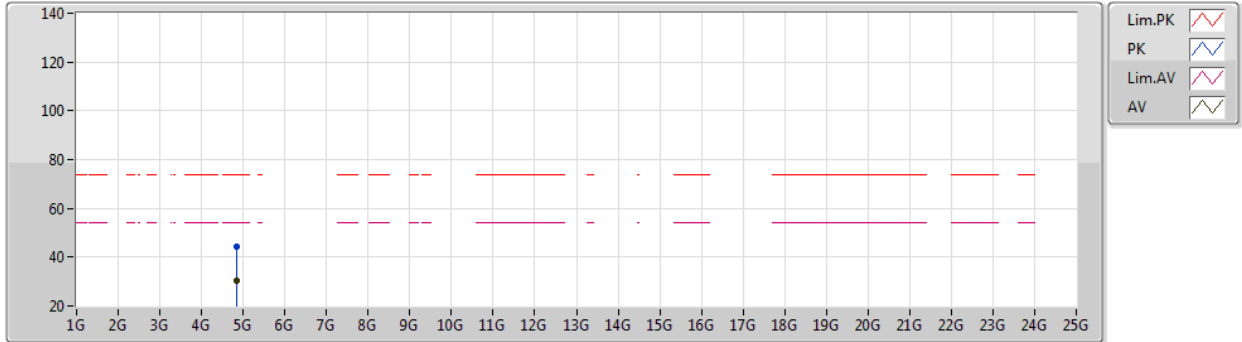
Type	Freq (Hz)	Level (dBuV/m)	Limit (dBuV/m)	Margin (dB)	Raw (dBuV)	Dist (m)	Condition	Azimuth (°)	Height (m)	Comment	AF (dB)	CL (dB)	PA (dB)
PK	4.8474G	45.45	74.00	-28.55	40.68	3	Vertical	181	2.55	-	31.05	5.37	31.65
AV	4.84402G	30.58	54.00	-23.42	25.83	3	Vertical	181	2.55	-	31.04	5.36	31.65



802.11ax HEW40_Nss2,(MCS0)_2TX

25/12/2019

2422MHz_TX



EUT Y_2TX
Setting 76
06-E-J-5

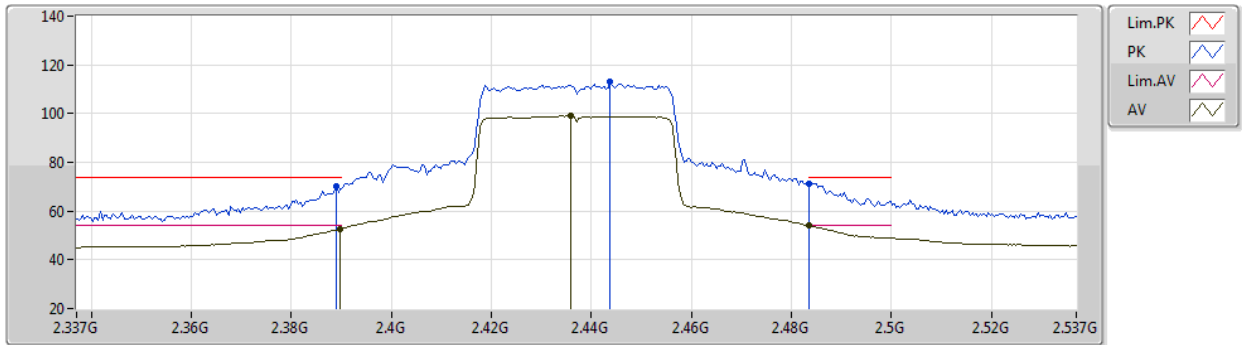
Type	Freq (Hz)	Level (dBuV/m)	Limit (dBuV/m)	Margin (dB)	Raw (dBuV)	Dist (m)	Condition	Azimuth (°)	Height (m)	Comment	AF (dB)	CL (dB)	PA (dB)
PK	4.84614G	44.36	74.00	-29.64	39.60	3	Horizontal	181	1.43	-	31.05	5.36	31.65
AV	4.84878G	30.59	54.00	-23.41	25.82	3	Horizontal	181	1.43	-	31.05	5.37	31.65



802.11ax HEW40_Nss2,(MCS0)_2TX

25/12/2019

2437MHz_TX



EUT Y_2TX
Setting 81
06-E-J-5

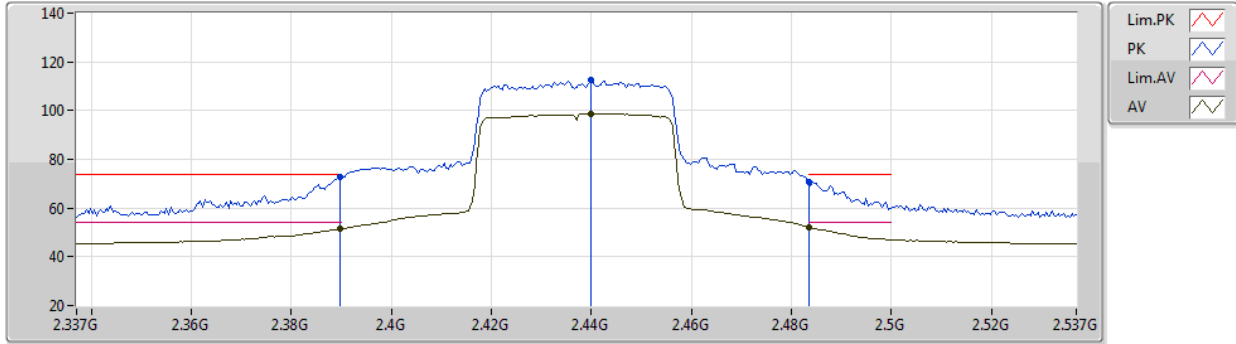
Type	Freq (Hz)	Level (dBuV/m)	Limit (dBuV/m)	Margin (dB)	Raw (dBuV)	Dist (m)	Condition	Azimuth (°)	Height (m)	Comment	AF (dB)	CL (dB)	PA (dB)
PK	2.389G	70.15	74.00	-3.85	38.53	3	Vertical	45	1.27	-	27.63	3.99	-
AV	2.3898G	52.66	54.00	-1.34	21.04	3	Vertical	45	1.27	-	27.63	3.99	-
PK	2.4438G	112.95	Inf	-Inf	81.46	3	Vertical	45	1.27	-	27.47	4.02	-
AV	2.4358G	99.20	Inf	-Inf	67.69	3	Vertical	45	1.27	-	27.49	4.02	-
PK	2.4835G	71.11	74.00	-2.89	39.72	3	Vertical	45	1.27	-	27.35	4.04	-
AV	2.4835G	53.93	54.00	-0.07	22.54	3	Vertical	45	1.27	-	27.35	4.04	-



802.11ax HEW40_Nss2,(MCS0)_2TX

25/12/2019

2437MHz_TX



EUT Y_2TX
Setting 81
06-E-J-5

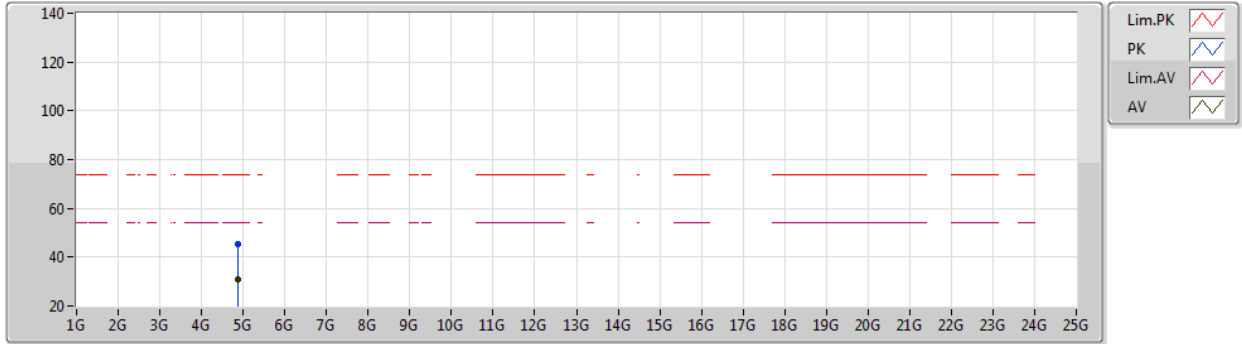
Type	Freq (Hz)	Level (dBuV/m)	Limit (dBuV/m)	Margin (dB)	Raw (dBuV)	Dist (m)	Condition	Azimuth (°)	Height (m)	Comment	AF (dB)	CL (dB)	PA (dB)
PK	2.3898G	72.55	74.00	-1.45	40.93	3	Horizontal	82	2.83	-	27.63	3.99	-
AV	2.3898G	51.57	54.00	-2.43	19.95	3	Horizontal	82	2.83	-	27.63	3.99	-
PK	2.4398G	112.34	Inf	-Inf	80.84	3	Horizontal	82	2.83	-	27.48	4.02	-
AV	2.4398G	98.86	Inf	-Inf	67.36	3	Horizontal	82	2.83	-	27.48	4.02	-
PK	2.4835G	70.77	74.00	-3.23	39.38	3	Horizontal	82	2.83	-	27.35	4.04	-
AV	2.4835G	52.16	54.00	-1.84	20.77	3	Horizontal	82	2.83	-	27.35	4.04	-



802.11ax HEW40_Nss2,(MCS0)_2TX

25/12/2019

2437MHz_TX



EUT Y_2TX
Setting 81
06-E-J-5

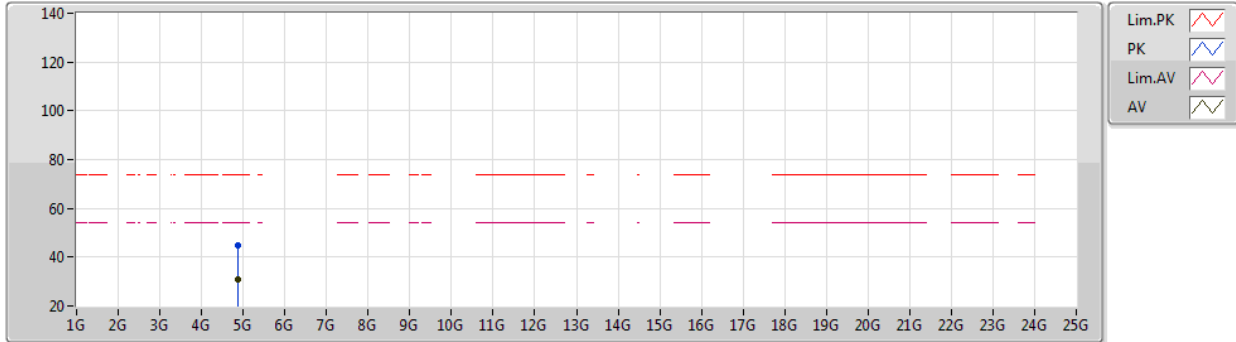
Type	Freq (Hz)	Level (dBuV/m)	Limit (dBuV/m)	Margin (dB)	Raw (dBuV)	Dist (m)	Condition	Azimuth (°)	Height (m)	Comment	AF (dB)	CL (dB)	PA (dB)
PK	4.8789G	45.45	74.00	-28.55	40.59	3	Vertical	18	1.80	-	31.08	5.41	31.63
AV	4.8774G	30.88	54.00	-23.12	26.02	3	Vertical	18	1.80	-	31.08	5.41	31.63



802.11ax HEW40_Nss2,(MCS0)_2TX

25/12/2019

2437MHz_TX



EUT Y_2TX
Setting 81
06-E-J-5

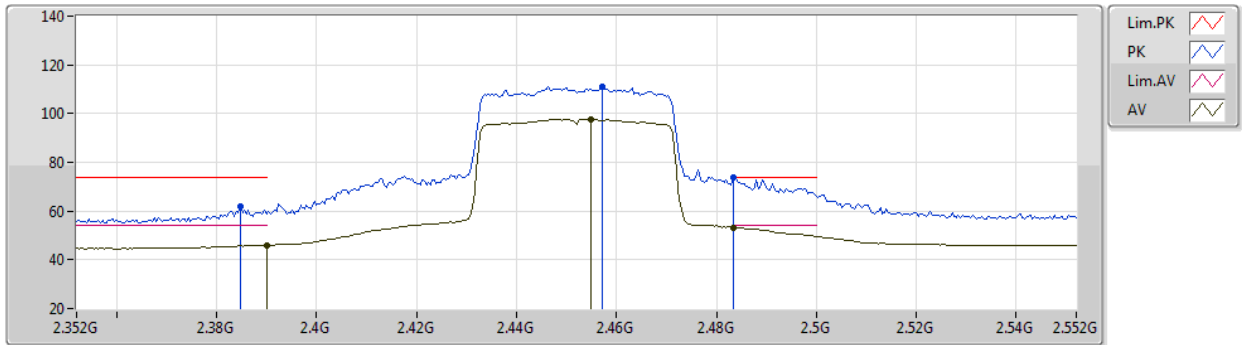
Type	Freq (Hz)	Level (dBuV/m)	Limit (dBuV/m)	Margin (dB)	Raw (dBuV)	Dist (m)	Condition	Azimuth (°)	Height (m)	Comment	AF (dB)	CL (dB)	PA (dB)
PK	4.87848G	44.91	74.00	-29.09	40.05	3	Horizontal	211	1.80	-	31.08	5.41	31.63
AV	4.87758G	30.81	54.00	-23.19	25.95	3	Horizontal	211	1.80	-	31.08	5.41	31.63



802.11ax HEW40_Nss2,(MCS0)_2TX

25/12/2019

2452MHz_TX



EUT Y_2TX
Setting 76
06-E-J-5

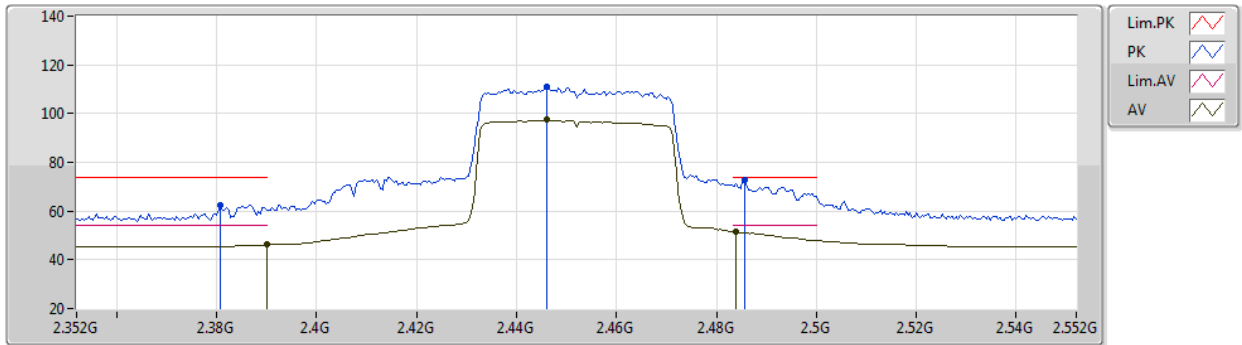
Type	Freq (Hz)	Level (dBuV/m)	Limit (dBuV/m)	Margin (dB)	Raw (dBuV)	Dist (m)	Condition	Azimuth (°)	Height (m)	Comment	AF (dB)	CL (dB)	PA (dB)
PK	2.3848G	62.13	74.00	-11.87	30.49	3	Vertical	69	1.30	-	27.65	3.99	-
AV	2.39G	46.05	54.00	-7.95	14.42	3	Vertical	69	1.30	-	27.63	4.00	-
PK	2.4572G	110.92	Inf	-Inf	79.46	3	Vertical	69	1.30	-	27.43	4.03	-
AV	2.4548G	97.80	Inf	-Inf	66.33	3	Vertical	69	1.30	-	27.44	4.03	-
PK	2.4835G	73.85	74.00	-0.15	42.46	3	Vertical	69	1.30	-	27.35	4.04	-
AV	2.4835G	53.01	54.00	-0.99	21.62	3	Vertical	69	1.30	-	27.35	4.04	-



802.11ax HEW40_Nss2,(MCS0)_2TX

25/12/2019

2452MHz_TX



EUT Y_2TX
Setting 76
06-E-J-5

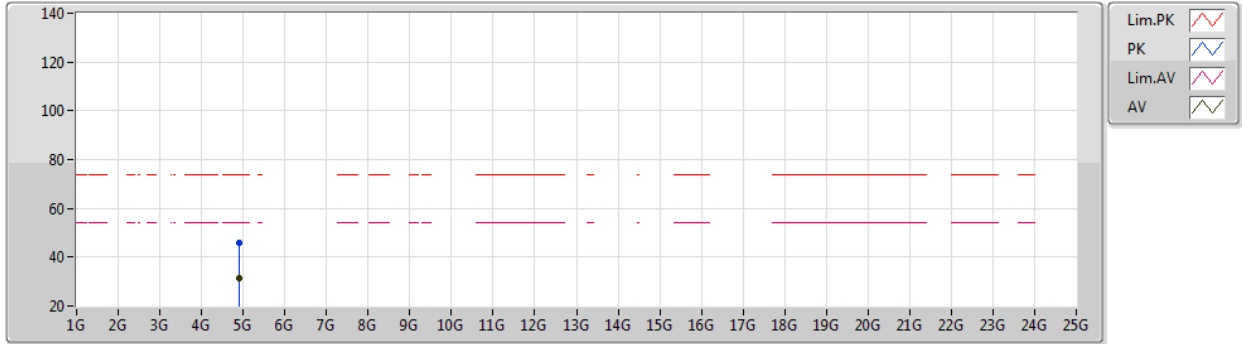
Type	Freq (Hz)	Level (dBuV/m)	Limit (dBuV/m)	Margin (dB)	Raw (dBuV)	Dist (m)	Condition	Azimuth (°)	Height (m)	Comment	AF (dB)	CL (dB)	PA (dB)
PK	2.3808G	62.17	74.00	-11.83	30.52	3	Horizontal	56	2.83	-	27.66	3.99	-
AV	2.39G	46.17	54.00	-7.83	14.54	3	Horizontal	56	2.83	-	27.63	4.00	-
PK	2.446G	110.98	Inf	-Inf	79.50	3	Horizontal	56	2.83	-	27.46	4.02	-
AV	2.446G	97.57	Inf	-Inf	66.09	3	Horizontal	56	2.83	-	27.46	4.02	-
PK	2.4856G	72.67	74.00	-1.33	41.29	3	Horizontal	56	2.83	-	27.34	4.04	-
AV	2.484G	51.41	54.00	-2.59	20.02	3	Horizontal	56	2.83	-	27.35	4.04	-



802.11ax HEW40_Nss2,(MCS0)_2TX

25/12/2019

2452MHz_TX



EUT Y_2TX
Setting 76
06-E-J-5

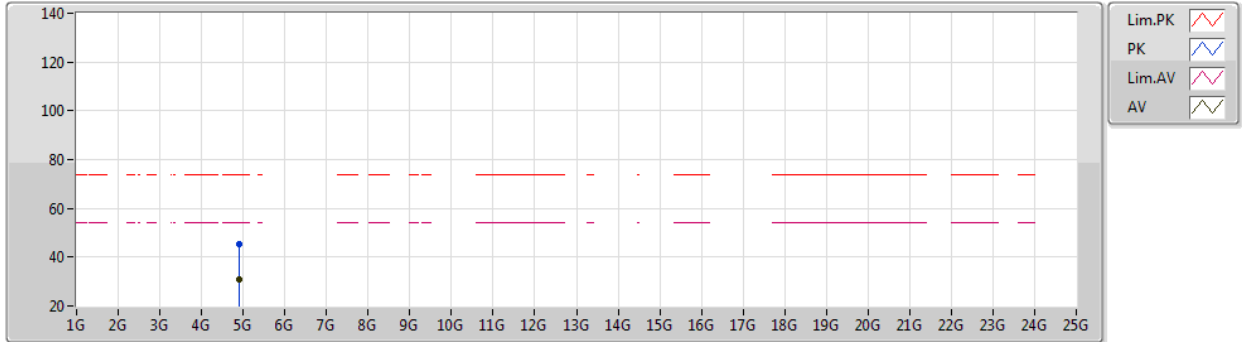
Type	Freq (Hz)	Level (dBuV/m)	Limit (dBuV/m)	Margin (dB)	Raw (dBuV)	Dist (m)	Condition	Azimuth (°)	Height (m)	Comment	AF (dB)	CL (dB)	PA (dB)
PK	4.90884G	45.85	74.00	-28.15	40.87	3	Vertical	336	2.36	-	31.14	5.45	31.61
AV	4.90406G	31.16	54.00	-22.84	26.21	3	Vertical	336	2.36	-	31.12	5.45	31.62



802.11ax HEW40_Nss2,(MCS0)_2TX

25/12/2019

2452MHz_TX



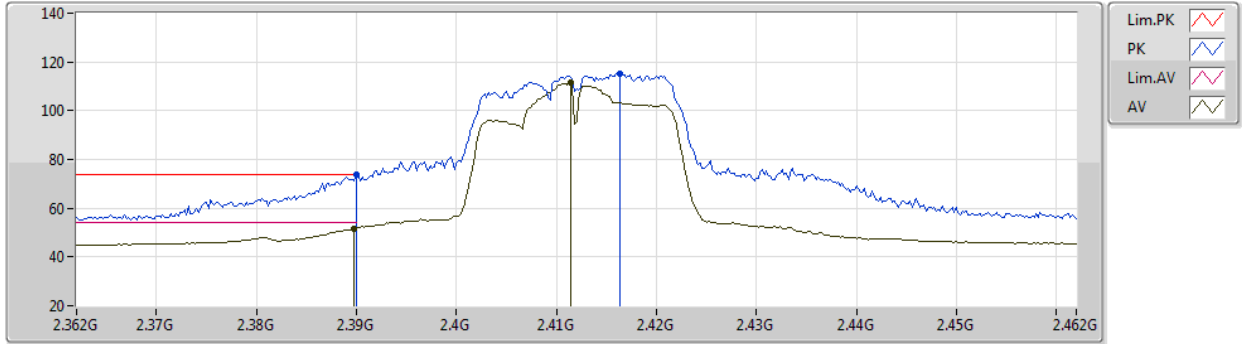
EUT Y_2TX
Setting 76
06-E-J-5

Type	Freq (Hz)	Level (dBuV/m)	Limit (dBuV/m)	Margin (dB)	Raw (dBuV)	Dist (m)	Condition	Azimuth (°)	Height (m)	Comment	AF (dB)	CL (dB)	PA (dB)
PK	4.90008G	45.60	74.00	-28.40	40.68	3	Horizontal	56	1.80	-	31.10	5.44	31.62
AV	4.90698G	30.97	54.00	-23.03	26.01	3	Horizontal	56	1.80	-	31.13	5.45	31.62



802.11ax HEW20-BF_Nss1,(MCS0)_2TX
2412MHz_TX

25/12/2019



EUT Y_2TX
Setting 74
06-E-B-4

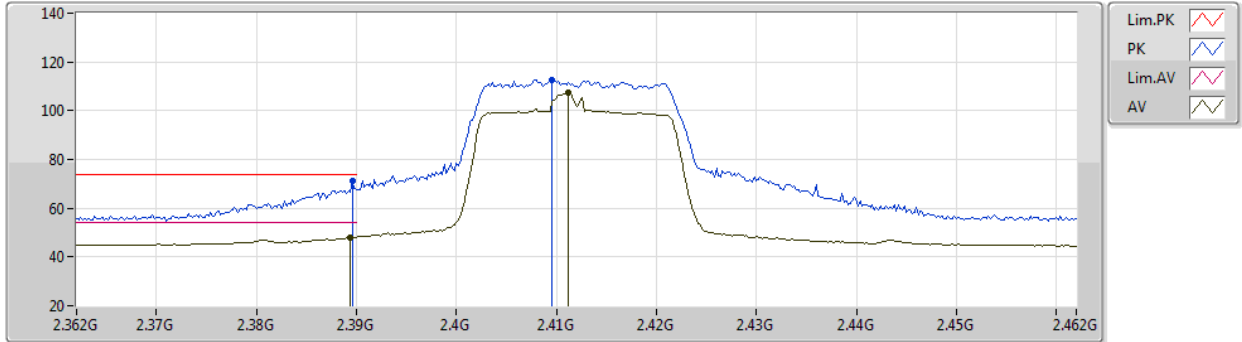
Type	Freq (Hz)	Level (dBuV/m)	Limit (dBuV/m)	Margin (dB)	Raw (dBuV)	Dist (m)	Condition	Azimuth (°)	Height (m)	Comment	AF (dB)	CL (dB)	PA (dB)
PK	2.39G	73.59	74.00	-0.41	41.96	3	Vertical	34	1.18	-	27.63	4.00	-
AV	2.3898G	51.80	54.00	-2.20	20.18	3	Vertical	34	1.18	-	27.63	3.99	-
PK	2.4164G	115.10	Inf	-Inf	83.54	3	Vertical	34	1.18	-	27.55	4.01	-
AV	2.4114G	111.50	Inf	-Inf	79.92	3	Vertical	34	1.18	-	27.57	4.01	-



802.11ax HEW20-BF_Nss1,(MCS0)_2TX

25/12/2019

2412MHz_TX



EUT Y_2TX
Setting 74
06-E-B-4

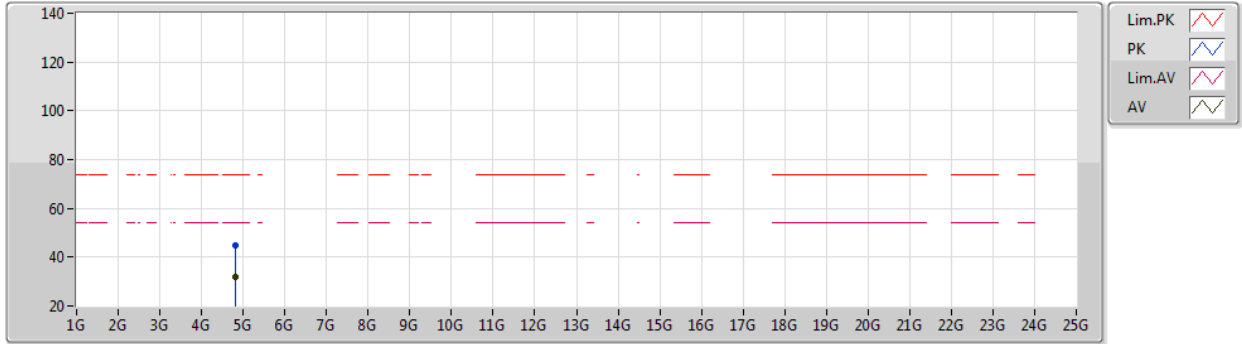
Type	Freq (Hz)	Level (dBuV/m)	Limit (dBuV/m)	Margin (dB)	Raw (dBuV)	Dist (m)	Condition	Azimuth (°)	Height (m)	Comment	AF (dB)	CL (dB)	PA (dB)
PK	2.3896G	71.13	74.00	-2.87	39.51	3	Horizontal	86	1.61	-	27.63	3.99	-
AV	2.3894G	48.15	54.00	-5.85	16.53	3	Horizontal	86	1.61	-	27.63	3.99	-
PK	2.4096G	112.71	Inf	-Inf	81.14	3	Horizontal	86	1.61	-	27.57	4.00	-
AV	2.4112G	107.24	Inf	-Inf	75.66	3	Horizontal	86	1.61	-	27.57	4.01	-



802.11ax HEW20-BF_Nss1,(MCS0)_2TX

25/12/2019

2412MHz_TX



EUT Y_2TX
Setting 74
06-E-S-5

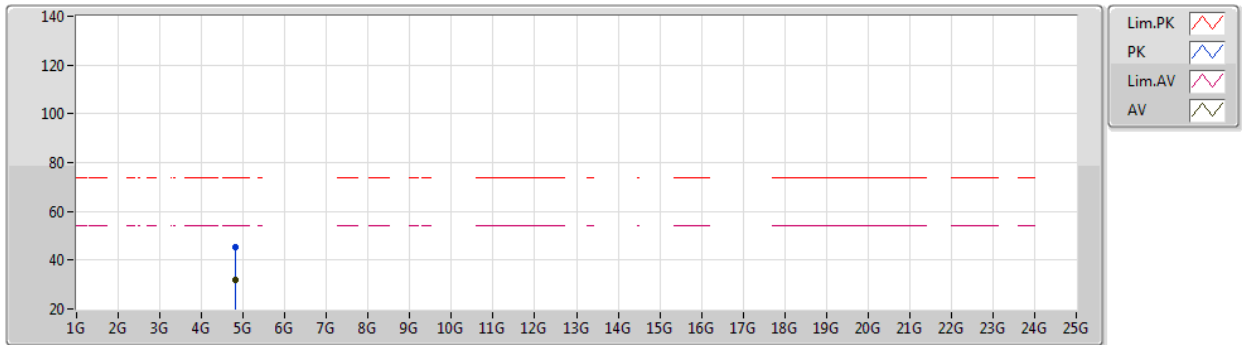
Type	Freq (Hz)	Level (dBuV/m)	Limit (dBuV/m)	Margin (dB)	Raw (dBuV)	Dist (m)	Condition	Azimuth (°)	Height (m)	Comment	AF (dB)	CL (dB)	PA (dB)
PK	4.81856G	44.98	74.00	-29.02	40.30	3	Vertical	182	2.76	-	31.02	5.33	31.67
AV	4.82156G	31.84	54.00	-22.16	27.16	3	Vertical	182	2.76	-	31.02	5.33	31.67



802.11ax HEW20-BF_Nss1,(MCS0)_2TX

25/12/2019

2412MHz_TX



EUT Y_2TX
Setting 74
06-E-S-5

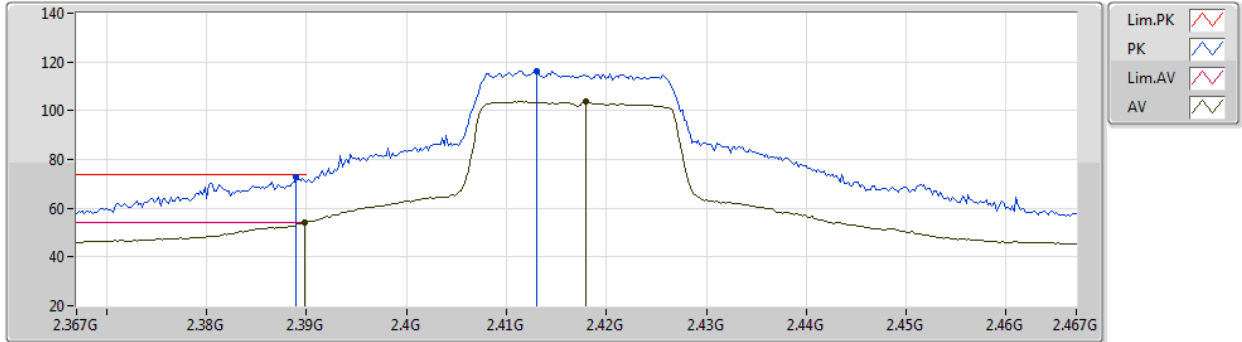
Type	Freq (Hz)	Level (dBuV/m)	Limit (dBuV/m)	Margin (dB)	Raw (dBuV)	Dist (m)	Condition	Azimuth (°)	Height (m)	Comment	AF (dB)	CL (dB)	PA (dB)
PK	4.8172G	45.49	74.00	-28.51	40.82	3	Horizontal	91	2.84	-	31.02	5.32	31.67
AV	4.82792G	31.87	54.00	-22.13	27.16	3	Horizontal	91	2.84	-	31.03	5.34	31.66



802.11ax HEW20-BF_Nss1,(MCS0)_2TX

25/12/2019

2417MHz_TX



EUT Y_2TX
Setting 80
06-E-B-4

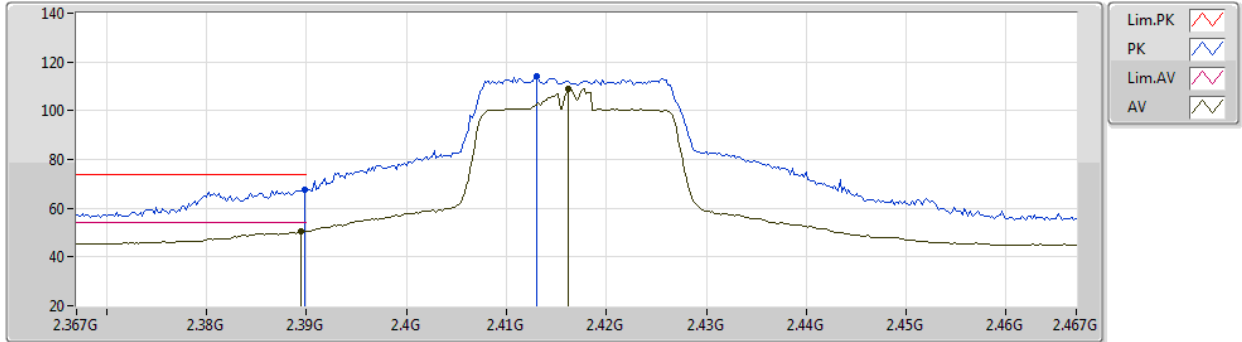
Type	Freq (Hz)	Level (dBuV/m)	Limit (dBuV/m)	Margin (dB)	Raw (dBuV)	Dist (m)	Condition	Azimuth (°)	Height (m)	Comment	AF (dB)	CL (dB)	PA (dB)
PK	2.389G	72.57	74.00	-1.43	40.95	3	Vertical	343	1.38	-	27.63	3.99	-
AV	2.3898G	53.90	54.00	-0.10	22.28	3	Vertical	343	1.38	-	27.63	3.99	-
PK	2.413G	116.38	Inf	-Inf	84.81	3	Vertical	343	1.38	-	27.56	4.01	-
AV	2.418G	103.73	Inf	-Inf	72.17	3	Vertical	343	1.38	-	27.55	4.01	-



802.11ax HEW20-BF_Nss1,(MCS0)_2TX

25/12/2019

2417MHz_TX

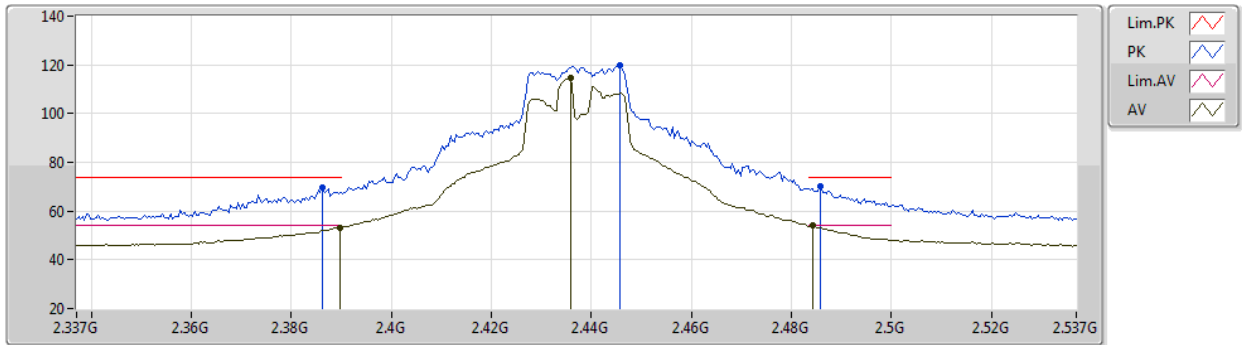


EUT Y_2TX
Setting 80
06-E-B-4

Type	Freq (Hz)	Level (dBuV/m)	Limit (dBuV/m)	Margin (dB)	Raw (dBuV)	Dist (m)	Condition	Azimuth (°)	Height (m)	Comment	AF (dB)	CL (dB)	PA (dB)
PK	2.3898G	67.78	74.00	-6.22	36.16	3	Horizontal	87	1.13	-	27.63	3.99	-
AV	2.3894G	50.75	54.00	-3.25	19.13	3	Horizontal	87	1.13	-	27.63	3.99	-
PK	2.413G	113.96	Inf	-Inf	82.39	3	Horizontal	87	1.13	-	27.56	4.01	-
AV	2.4162G	108.99	Inf	-Inf	77.43	3	Horizontal	87	1.13	-	27.55	4.01	-

802.11ax HEW20-BF_Nss1,(MCS0)_2TX
2437MHz_TX

25/12/2019



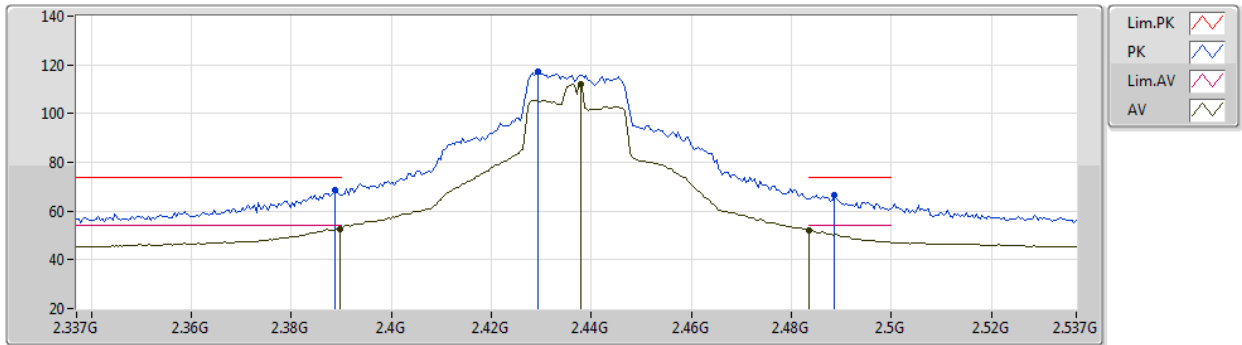
EUT Y_2TX
Setting 101
06-E-B-4

Type	Freq (Hz)	Level (dBuV/m)	Limit (dBuV/m)	Margin (dB)	Raw (dBuV)	Dist (m)	Condition	Azimuth (°)	Height (m)	Comment	AF (dB)	CL (dB)	PA (dB)
PK	2.3862G	69.61	74.00	-4.39	37.98	3	Vertical	10	1.19	-	27.64	3.99	-
AV	2.3898G	53.02	54.00	-0.98	21.40	3	Vertical	10	1.19	-	27.63	3.99	-
PK	2.4458G	119.68	Inf	-Inf	88.20	3	Vertical	10	1.19	-	27.46	4.02	-
AV	2.4358G	114.51	Inf	-Inf	83.00	3	Vertical	10	1.19	-	27.49	4.02	-
PK	2.4858G	70.25	74.00	-3.75	38.87	3	Vertical	10	1.19	-	27.34	4.04	-
AV	2.4842G	53.91	54.00	-0.09	22.52	3	Vertical	10	1.19	-	27.35	4.04	-



802.11ax HEW20-BF_Nss1,(MCS0)_2TX
2437MHz_TX

25/12/2019



EUT Y_2TX
Setting 101
06-E-B-4

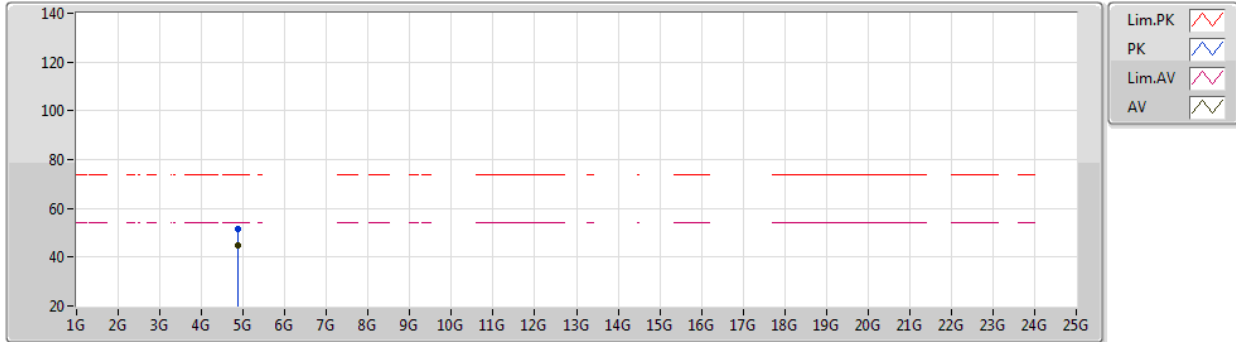
Type	Freq (Hz)	Level (dBuV/m)	Limit (dBuV/m)	Margin (dB)	Raw (dBuV)	Dist (m)	Condition	Azimuth (°)	Height (m)	Comment	AF (dB)	CL (dB)	PA (dB)
PK	2.3886G	68.50	74.00	-5.50	36.88	3	Horizontal	103	1.00	-	27.63	3.99	-
AV	2.3898G	52.80	54.00	-1.20	21.18	3	Horizontal	103	1.00	-	27.63	3.99	-
PK	2.4294G	117.47	Inf	-Inf	85.95	3	Horizontal	103	1.00	-	27.51	4.01	-
AV	2.4378G	112.27	Inf	-Inf	80.76	3	Horizontal	103	1.00	-	27.49	4.02	-
PK	2.4886G	66.81	74.00	-7.19	35.44	3	Horizontal	103	1.00	-	27.33	4.04	-
AV	2.4835G	51.95	54.00	-2.05	20.56	3	Horizontal	103	1.00	-	27.35	4.04	-



802.11ax HEW20-BF_Nss1,(MCS0)_2TX

25/12/2019

2437MHz_TX

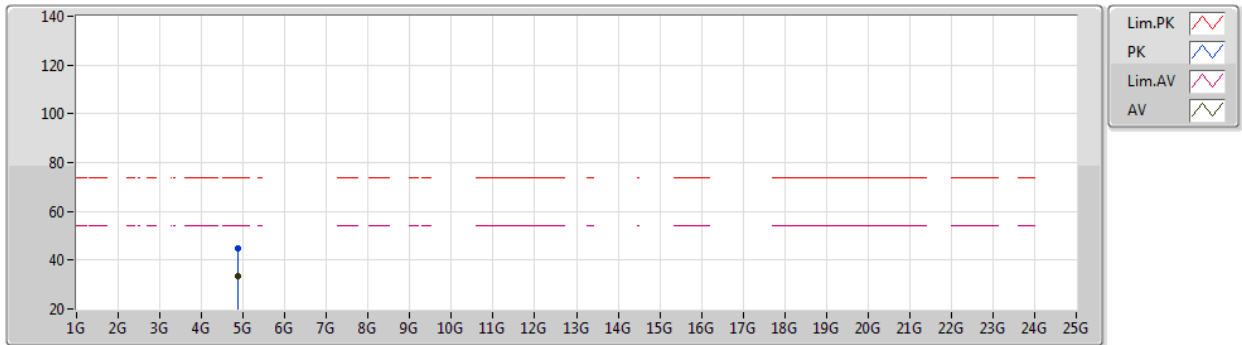


EUT Y_2TX
Setting 101
06-E-S-5

Type	Freq (Hz)	Level (dBuV/m)	Limit (dBuV/m)	Margin (dB)	Raw (dBuV)	Dist (m)	Condition	Azimuth (°)	Height (m)	Comment	AF (dB)	CL (dB)	PA (dB)
PK	4.874G	51.72	74.00	-22.28	46.89	3	Vertical	161	1.74	-	31.07	5.40	31.64
AV	4.877G	44.78	54.00	-9.22	39.92	3	Vertical	161	1.74	-	31.08	5.41	31.63

802.11ax HEW20-BF_Nss1,(MCS0)_2TX
2437MHz_TX

25/12/2019



EUT Y_2TX
Setting 101
06-E-S-5

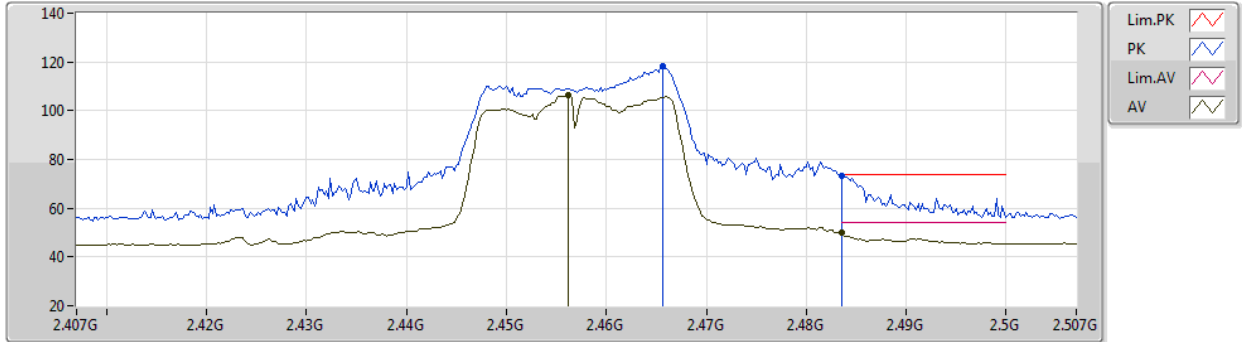
Type	Freq (Hz)	Level (dBuV/m)	Limit (dBuV/m)	Margin (dB)	Raw (dBuV)	Dist (m)	Condition	Azimuth (°)	Height (m)	Comment	AF (dB)	CL (dB)	PA (dB)
PK	4.87096G	45.05	74.00	-28.95	40.22	3	Horizontal	242	1.75	-	31.07	5.40	31.64
AV	4.87684G	33.25	54.00	-20.75	28.39	3	Horizontal	242	1.75	-	31.08	5.41	31.63



802.11ax HEW20-BF_Nss1,(MCS0)_2TX

25/12/2019

2457MHz_TX



EUT Y_2TX
Setting 71
06-E-B-4

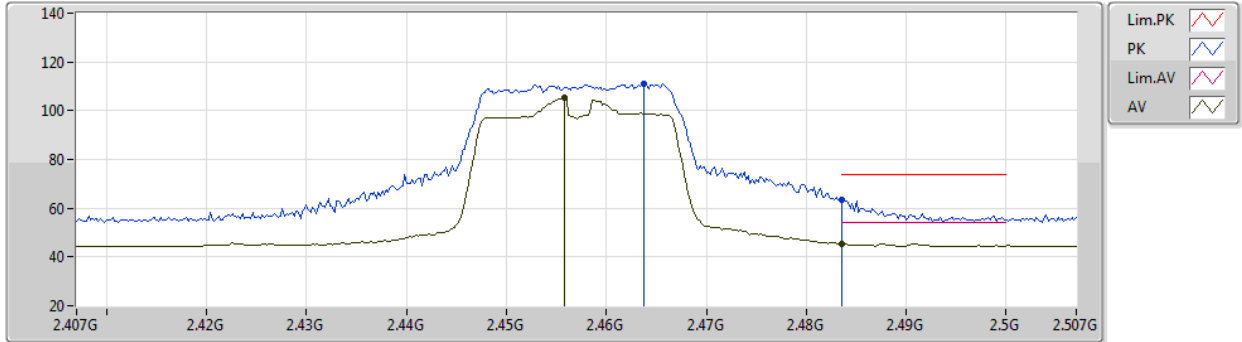
Type	Freq (Hz)	Level (dBuV/m)	Limit (dBuV/m)	Margin (dB)	Raw (dBuV)	Dist (m)	Condition	Azimuth (°)	Height (m)	Comment	AF (dB)	CL (dB)	PA (dB)
PK	2.4656G	118.20	Inf	-Inf	86.77	3	Vertical	56	1.13	-	27.40	4.03	-
AV	2.4562G	106.63	Inf	-Inf	75.17	3	Vertical	56	1.13	-	27.43	4.03	-
PK	2.4836G	73.26	74.00	-0.74	41.87	3	Vertical	56	1.13	-	27.35	4.04	-
AV	2.4835G	49.79	54.00	-4.21	18.40	3	Vertical	56	1.13	-	27.35	4.04	-



802.11ax HEW20-BF_Nss1,(MCS0)_2TX

25/12/2019

2457MHz_TX



EUT Y_2TX
Setting 71
06-E-B-4

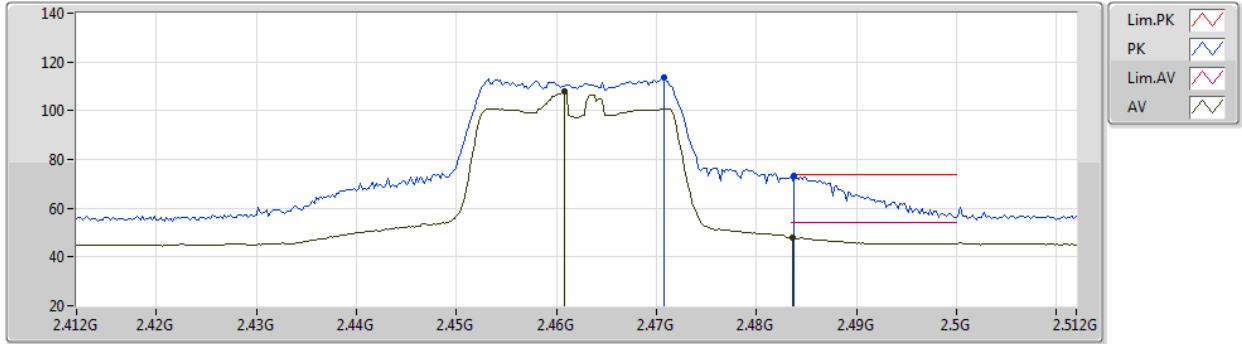
Type	Freq (Hz)	Level (dBuV/m)	Limit (dBuV/m)	Margin (dB)	Raw (dBuV)	Dist (m)	Condition	Azimuth (°)	Height (m)	Comment	AF (dB)	CL (dB)	PA (dB)
PK	2.4638G	110.98	Inf	-Inf	79.54	3	Horizontal	95	1.34	-	27.41	4.03	-
AV	2.4558G	105.22	Inf	-Inf	73.76	3	Horizontal	95	1.34	-	27.43	4.03	-
PK	2.4836G	63.54	74.00	-10.46	32.15	3	Horizontal	95	1.34	-	27.35	4.04	-
AV	2.4836G	45.50	54.00	-8.50	14.11	3	Horizontal	95	1.34	-	27.35	4.04	-



802.11ax HEW20-BF_Nss1,(MCS0)_2TX

25/12/2019

2462MHz_TX



EUT Y_2TX
Setting 67
06-E-B-4

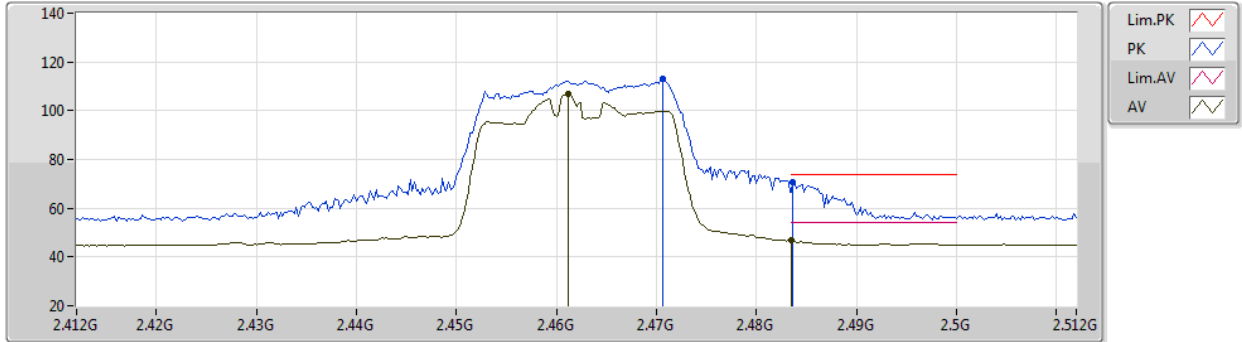
Type	Freq (Hz)	Level (dBuV/m)	Limit (dBuV/m)	Margin (dB)	Raw (dBuV)	Dist (m)	Condition	Azimuth (°)	Height (m)	Comment	AF (dB)	CL (dB)	PA (dB)
PK	2.4708G	113.51	Inf	-Inf	82.08	3	Vertical	67	1.32	-	27.39	4.04	-
AV	2.4608G	107.69	Inf	-Inf	76.24	3	Vertical	67	1.32	-	27.42	4.03	-
PK	2.4838G	73.12	74.00	-0.88	41.73	3	Vertical	67	1.32	-	27.35	4.04	-
AV	2.4836G	47.99	54.00	-6.01	16.60	3	Vertical	67	1.32	-	27.35	4.04	-



802.11ax HEW20-BF_Nss1,(MCS0)_2TX

25/12/2019

2462MHz_TX



EUT Y_2TX
Setting 67
06-E-B-4

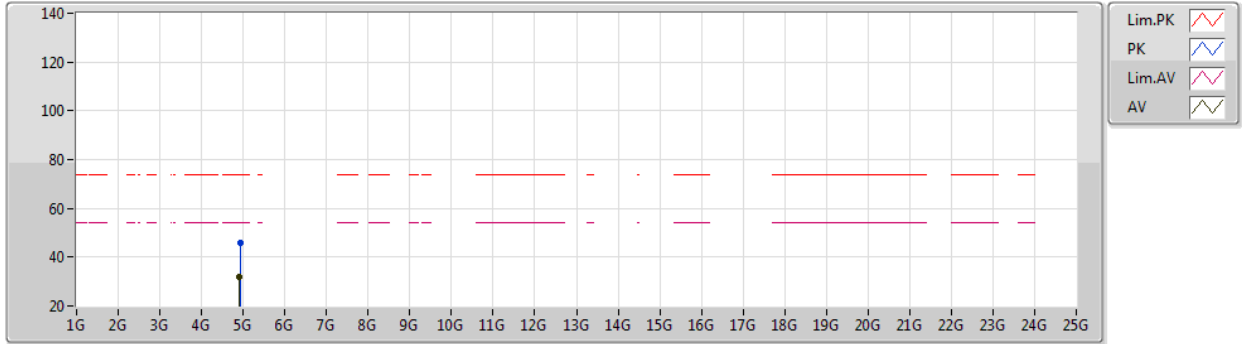
Type	Freq (Hz)	Level (dBuV/m)	Limit (dBuV/m)	Margin (dB)	Raw (dBuV)	Dist (m)	Condition	Azimuth (°)	Height (m)	Comment	AF (dB)	CL (dB)	PA (dB)
PK	2.4706G	112.95	Inf	-Inf	81.52	3	Horizontal	51	2.86	-	27.39	4.04	-
AV	2.4612G	107.04	Inf	-Inf	75.59	3	Horizontal	51	2.86	-	27.42	4.03	-
PK	2.4836G	70.64	74.00	-3.36	39.25	3	Horizontal	51	2.86	-	27.35	4.04	-
AV	2.4835G	46.65	54.00	-7.35	15.26	3	Horizontal	51	2.86	-	27.35	4.04	-



802.11ax HEW20-BF_Nss1,(MCS0)_2TX

25/12/2019

2462MHz_TX



EUT Y_2TX
Setting 67
06-E-S-5

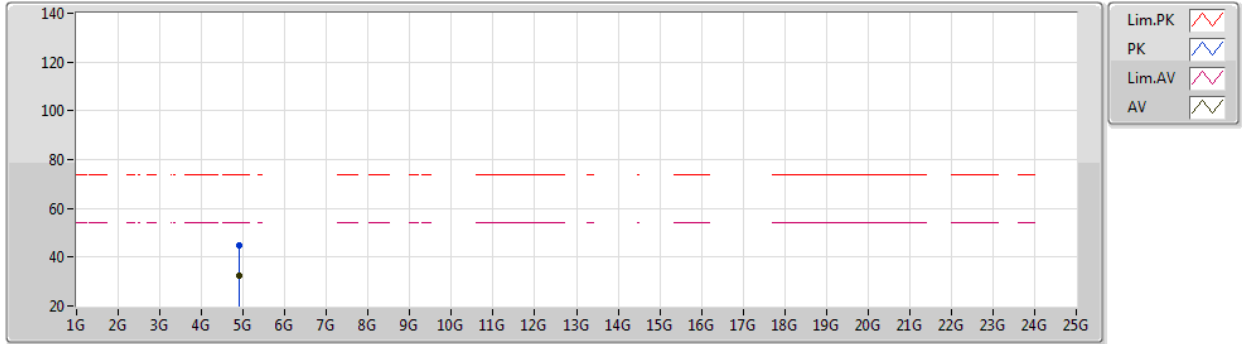
Type	Freq (Hz)	Level (dBuV/m)	Limit (dBuV/m)	Margin (dB)	Raw (dBuV)	Dist (m)	Condition	Azimuth (°)	Height (m)	Comment	AF (dB)	CL (dB)	PA (dB)
PK	4.93124G	45.74	74.00	-28.26	40.63	3	Vertical	167	1.93	-	31.22	5.49	31.60
AV	4.91876G	32.14	54.00	-21.86	27.10	3	Vertical	167	1.93	-	31.18	5.47	31.61



802.11ax HEW20-BF_Nss1,(MCS0)_2TX

25/12/2019

2462MHz_TX



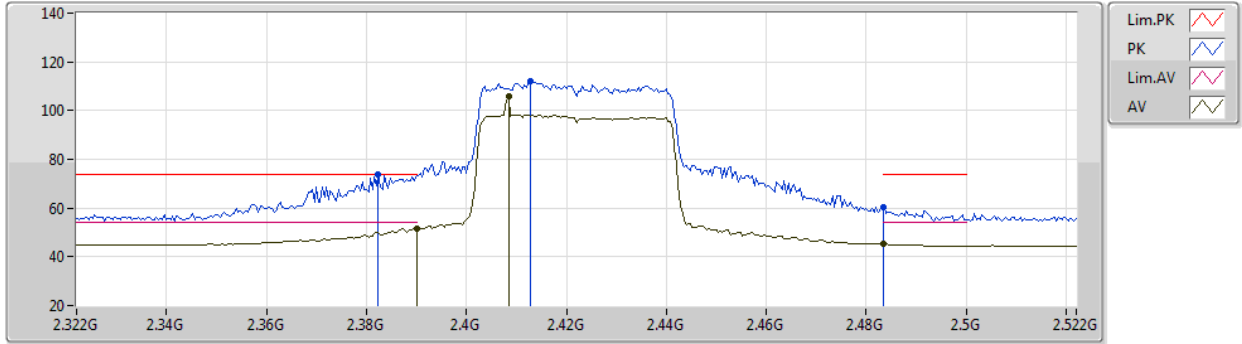
EUT Y_2TX
Setting 67
06-E-S-5

Type	Freq (Hz)	Level (dBuV/m)	Limit (dBuV/m)	Margin (dB)	Raw (dBuV)	Dist (m)	Condition	Azimuth (°)	Height (m)	Comment	AF (dB)	CL (dB)	PA (dB)
PK	4.9168G	45.06	74.00	-28.94	40.03	3	Horizontal	105	2.35	-	31.17	5.47	31.61
AV	4.9146G	32.23	54.00	-21.77	27.22	3	Horizontal	105	2.35	-	31.16	5.46	31.61



802.11ax HEW40-BF_Nss1,(MCS0)_2TX
2422MHz_TX

25/12/2019



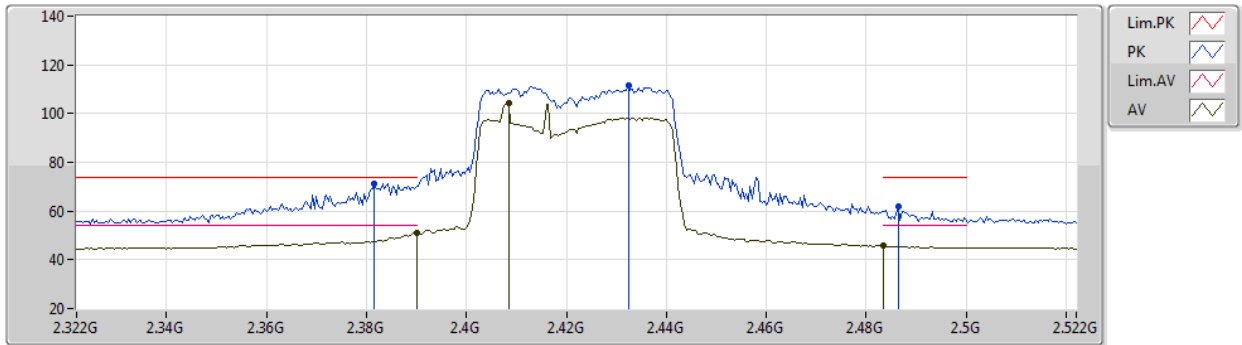
EUT Y_2TX
Setting 74
06-E-B-4

Type	Freq (Hz)	Level (dBuV/m)	Limit (dBuV/m)	Margin (dB)	Raw (dBuV)	Dist (m)	Condition	Azimuth (°)	Height (m)	Comment	AF (dB)	CL (dB)	PA (dB)
PK	2.3824G	73.71	74.00	-0.29	42.07	3	Vertical	330	1.80	-	27.65	3.99	-
AV	2.39G	51.69	54.00	-2.31	20.06	3	Vertical	330	1.80	-	27.63	4.00	-
PK	2.4128G	111.82	Inf	-Inf	80.25	3	Vertical	330	1.80	-	27.56	4.01	-
AV	2.4084G	105.80	Inf	-Inf	74.23	3	Vertical	330	1.80	-	27.57	4.00	-
PK	2.4835G	60.29	74.00	-13.71	28.90	3	Vertical	330	1.80	-	27.35	4.04	-
AV	2.4835G	45.47	54.00	-8.53	14.08	3	Vertical	330	1.80	-	27.35	4.04	-



802.11ax HEW40-BF_Nss1,(MCS0)_2TX
2422MHz_TX

25/12/2019



EUT Y_2TX
Setting 74
06-E-B-4

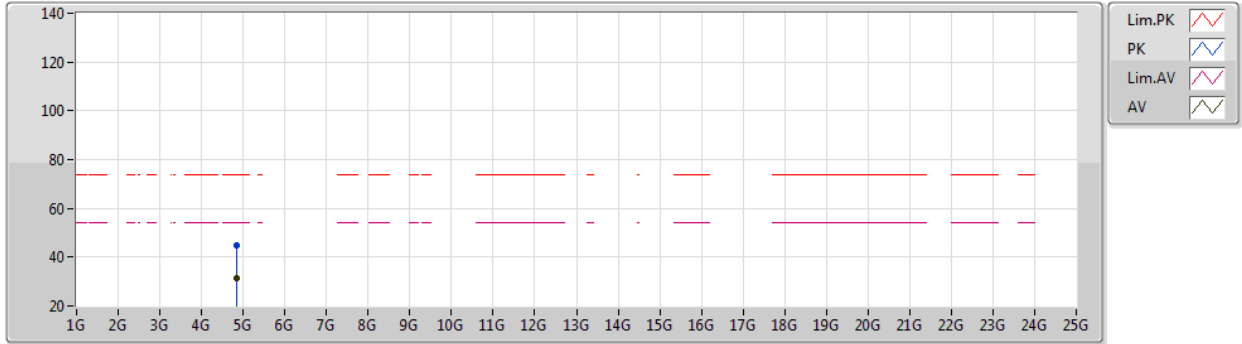
Type	Freq (Hz)	Level (dBuV/m)	Limit (dBuV/m)	Margin (dB)	Raw (dBuV)	Dist (m)	Condition	Azimuth (°)	Height (m)	Comment	AF (dB)	CL (dB)	PA (dB)
PK	2.3816G	71.37	74.00	-2.63	39.72	3	Horizontal	46	2.90	-	27.66	3.99	-
AV	2.39G	50.84	54.00	-3.16	19.21	3	Horizontal	46	2.90	-	27.63	4.00	-
PK	2.4324G	111.80	Inf	-Inf	80.28	3	Horizontal	46	2.90	-	27.50	4.02	-
AV	2.4084G	104.56	Inf	-Inf	72.99	3	Horizontal	46	2.90	-	27.57	4.00	-
PK	2.4864G	61.85	74.00	-12.15	30.47	3	Horizontal	46	2.90	-	27.34	4.04	-
AV	2.4835G	45.63	54.00	-8.37	14.24	3	Horizontal	46	2.90	-	27.35	4.04	-



802.11ax HEW40-BF_Nss1,(MCS0)_2TX

25/12/2019

2422MHz_TX



EUT Y_2TX
Setting 74
06-E-S-5

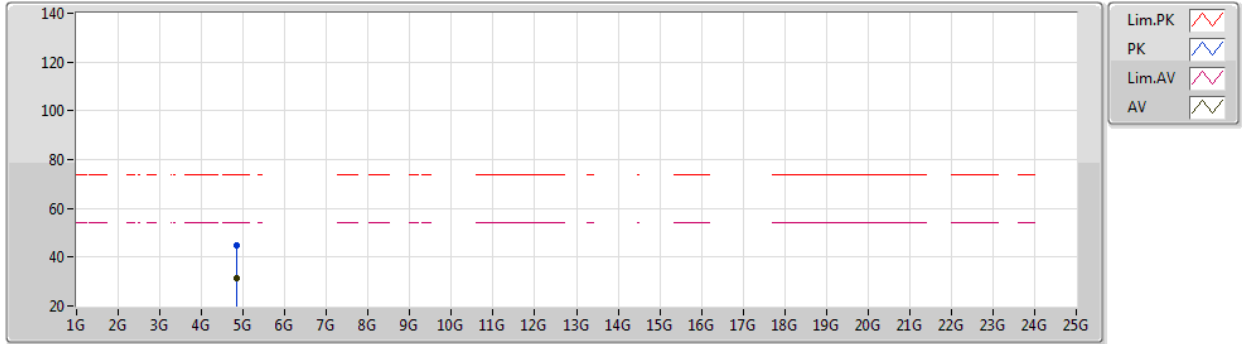
Type	Freq (Hz)	Level (dBuV/m)	Limit (dBuV/m)	Margin (dB)	Raw (dBuV)	Dist (m)	Condition	Azimuth (°)	Height (m)	Comment	AF (dB)	CL (dB)	PA (dB)
PK	4.84948G	45.01	74.00	-28.99	40.24	3	Vertical	192	2.14	-	31.05	5.37	31.65
AV	4.84668G	31.38	54.00	-22.62	26.61	3	Vertical	192	2.14	-	31.05	5.37	31.65



802.11ax HEW40-BF_Nss1,(MCS0)_2TX

25/12/2019

2422MHz_TX



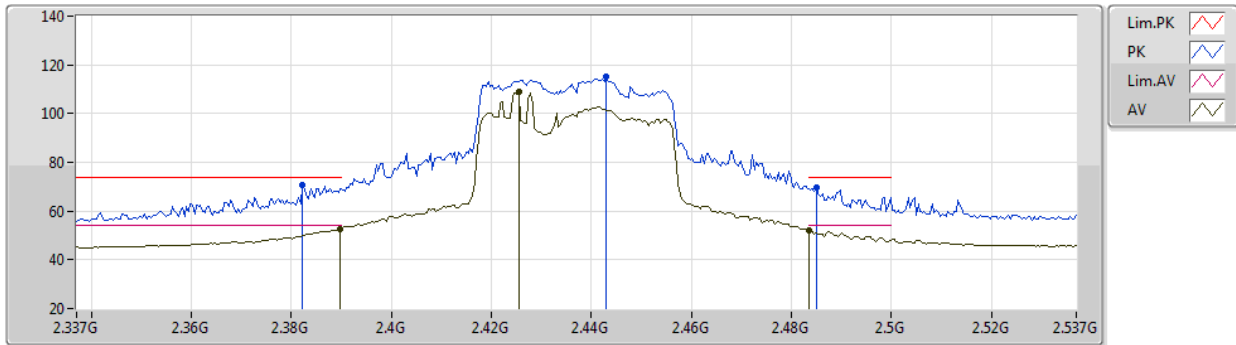
EUT Y_2TX
Setting 74
06-E-S-5

Type	Freq (Hz)	Level (dBuV/m)	Limit (dBuV/m)	Margin (dB)	Raw (dBuV)	Dist (m)	Condition	Azimuth (°)	Height (m)	Comment	AF (dB)	CL (dB)	PA (dB)
PK	4.84G	44.97	74.00	-29.03	40.23	3	Horizontal	199	1.40	-	31.04	5.36	31.66
AV	4.84596G	31.39	54.00	-22.61	26.63	3	Horizontal	199	1.40	-	31.05	5.36	31.65

802.11ax HEW40-BF_Nss1,(MCS0)_2TX

25/12/2019

2437MHz_TX



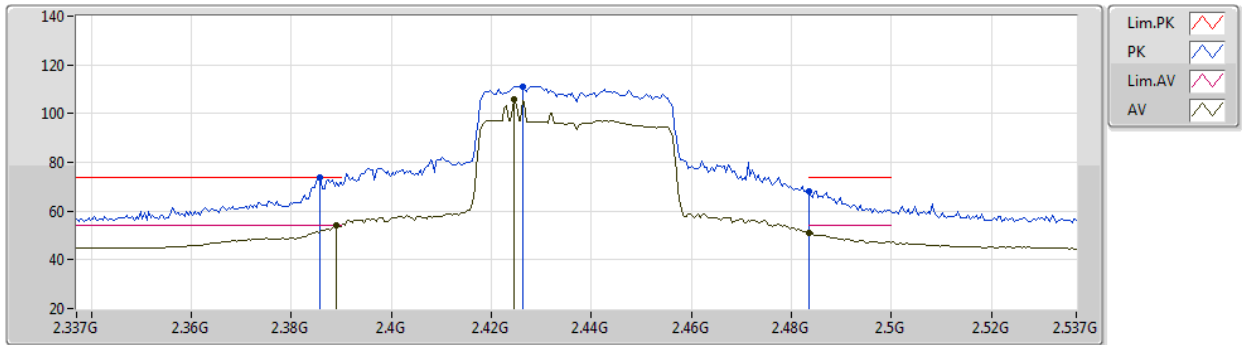
EUT Y_2TX
Setting 81
06-E-B-4

Type	Freq (Hz)	Level (dBuV/m)	Limit (dBuV/m)	Margin (dB)	Raw (dBuV)	Dist (m)	Condition	Azimuth (°)	Height (m)	Comment	AF (dB)	CL (dB)	PA (dB)
PK	2.3822G	70.51	74.00	-3.49	38.87	3	Vertical	46	1.06	-	27.65	3.99	-
AV	2.3898G	52.37	54.00	-1.63	20.75	3	Vertical	46	1.06	-	27.63	3.99	-
PK	2.443G	115.26	Inf	-Inf	83.77	3	Vertical	46	1.06	-	27.47	4.02	-
AV	2.4254G	108.95	Inf	-Inf	77.42	3	Vertical	46	1.06	-	27.52	4.01	-
PK	2.485G	69.87	74.00	-4.13	38.48	3	Vertical	46	1.06	-	27.35	4.04	-
AV	2.4835G	52.20	54.00	-1.80	20.81	3	Vertical	46	1.06	-	27.35	4.04	-

802.11ax HEW40-BF_Nss1,(MCS0)_2TX

25/12/2019

2437MHz_TX



EUT Y_2TX
Setting 81
06-E-B-4

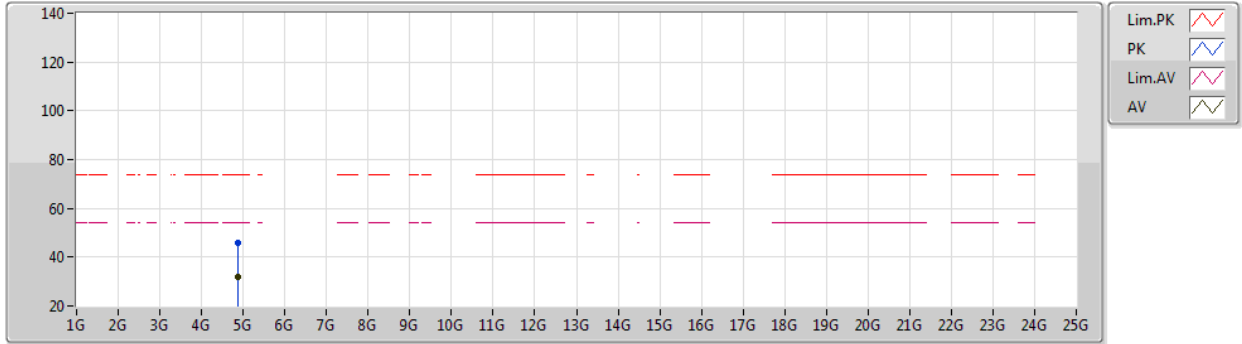
Type	Freq (Hz)	Level (dBuV/m)	Limit (dBuV/m)	Margin (dB)	Raw (dBuV)	Dist (m)	Condition	Azimuth (°)	Height (m)	Comment	AF (dB)	CL (dB)	PA (dB)
PK	2.3858G	73.55	74.00	-0.45	41.92	3	Horizontal	88	1.10	-	27.64	3.99	-
AV	2.389G	53.97	54.00	-0.03	22.35	3	Horizontal	88	1.10	-	27.63	3.99	-
PK	2.4262G	111.29	Inf	-Inf	79.76	3	Horizontal	88	1.10	-	27.52	4.01	-
AV	2.4246G	105.74	Inf	-Inf	74.20	3	Horizontal	88	1.10	-	27.53	4.01	-
PK	2.4835G	68.29	74.00	-5.71	36.90	3	Horizontal	88	1.10	-	27.35	4.04	-
AV	2.4835G	51.14	54.00	-2.86	19.75	3	Horizontal	88	1.10	-	27.35	4.04	-



802.11ax HEW40-BF_Nss1,(MCS0)_2TX

25/12/2019

2437MHz_TX



EUT Y_2TX
Setting 81
06-E-S-5

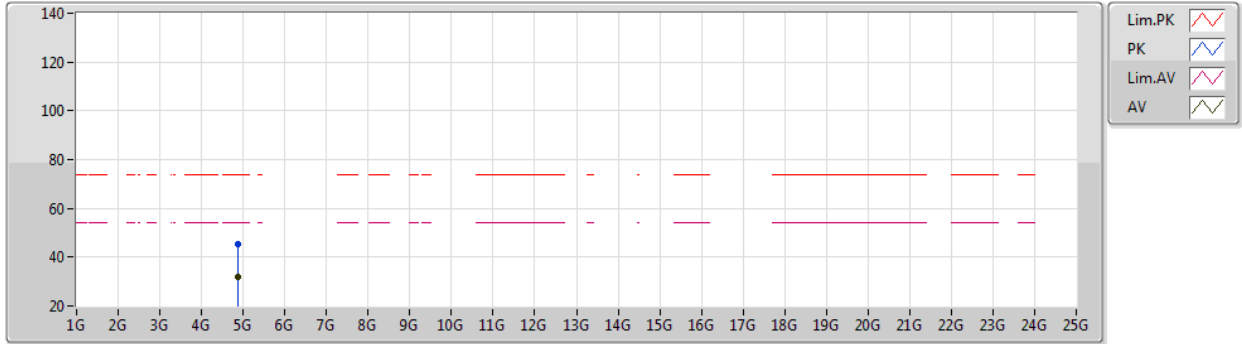
Type	Freq (Hz)	Level (dBuV/m)	Limit (dBuV/m)	Margin (dB)	Raw (dBuV)	Dist (m)	Condition	Azimuth (°)	Height (m)	Comment	AF (dB)	CL (dB)	PA (dB)
PK	4.86484G	45.64	74.00	-28.36	40.83	3	Vertical	58	2.97	-	31.06	5.39	31.64
AV	4.87404G	31.71	54.00	-22.29	26.88	3	Vertical	58	2.97	-	31.07	5.40	31.64



802.11ax HEW40-BF_Nss1,(MCS0)_2TX

25/12/2019

2437MHz_TX



EUT Y_2TX
Setting 81
06-E-S-5

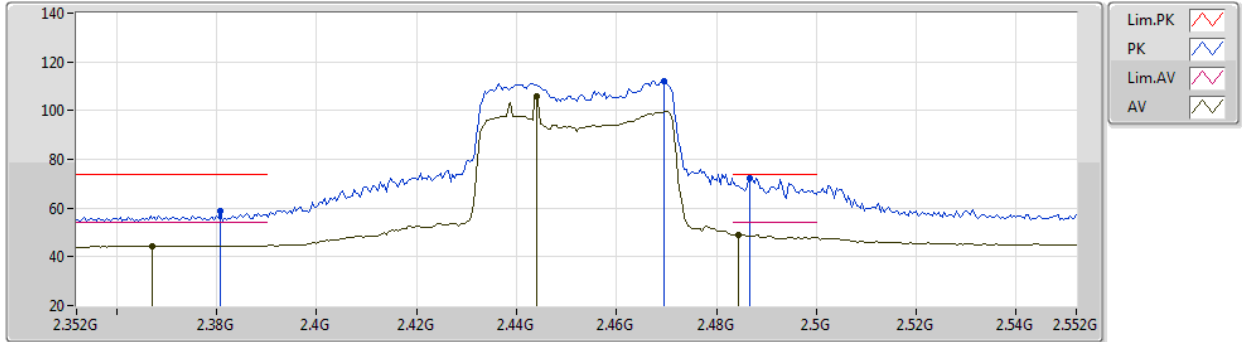
Type	Freq (Hz)	Level (dBuV/m)	Limit (dBuV/m)	Margin (dB)	Raw (dBuV)	Dist (m)	Condition	Azimuth (°)	Height (m)	Comment	AF (dB)	CL (dB)	PA (dB)
PK	4.87708G	45.19	74.00	-28.81	40.33	3	Horizontal	53	2.42	-	31.08	5.41	31.63
AV	4.87404G	31.72	54.00	-22.28	26.89	3	Horizontal	53	2.42	-	31.07	5.40	31.64



802.11ax HEW40-BF_Nss1,(MCS0)_2TX

25/12/2019

2452MHz_TX

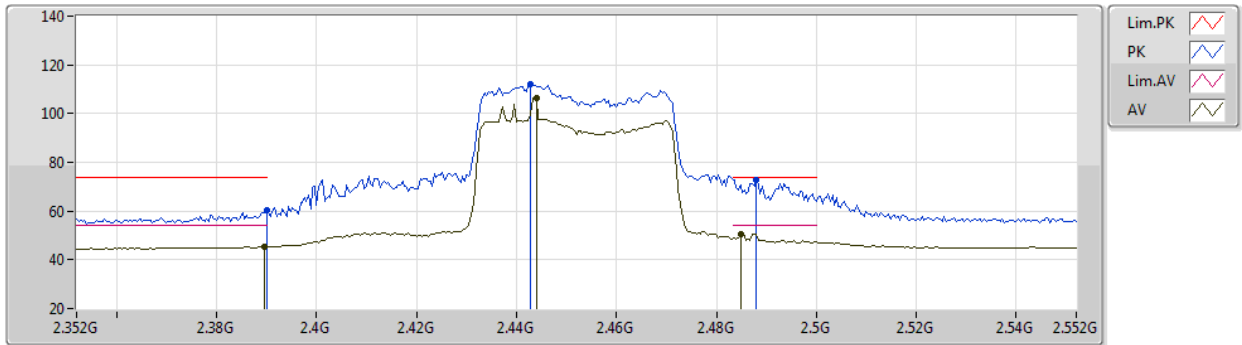


EUT Y_2TX
Setting 73
06-E-B-4

Type	Freq (Hz)	Level (dBuV/m)	Limit (dBuV/m)	Margin (dB)	Raw (dBuV)	Dist (m)	Condition	Azimuth (°)	Height (m)	Comment	AF (dB)	CL (dB)	PA (dB)
PK	2.3808G	58.93	74.00	-15.07	27.28	3	Vertical	58	1.78	-	27.66	3.99	-
AV	2.3672G	44.54	54.00	-9.46	12.86	3	Vertical	58	1.78	-	27.70	3.98	-
PK	2.4696G	112.32	Inf	-Inf	80.90	3	Vertical	58	1.78	-	27.39	4.03	-
AV	2.444G	105.73	Inf	-Inf	74.24	3	Vertical	58	1.78	-	27.47	4.02	-
PK	2.4868G	72.46	74.00	-1.54	41.08	3	Vertical	58	1.78	-	27.34	4.04	-
AV	2.4844G	49.22	54.00	-4.78	17.83	3	Vertical	58	1.78	-	27.35	4.04	-

802.11ax HEW40-BF_Nss1,(MCS0)_2TX
2452MHz_TX

25/12/2019



EUT Y_2TX
Setting 73
06-E-B-4

Type	Freq (Hz)	Level (dBuV/m)	Limit (dBuV/m)	Margin (dB)	Raw (dBuV)	Dist (m)	Condition	Azimuth (°)	Height (m)	Comment	AF (dB)	CL (dB)	PA (dB)
PK	2.39G	60.45	74.00	-13.55	28.82	3	Horizontal	41	2.91	-	27.63	4.00	-
AV	2.3896G	45.40	54.00	-8.60	13.78	3	Horizontal	41	2.91	-	27.63	3.99	-
PK	2.4428G	111.92	Inf	-Inf	80.43	3	Horizontal	41	2.91	-	27.47	4.02	-
AV	2.444G	106.37	Inf	-Inf	74.88	3	Horizontal	41	2.91	-	27.47	4.02	-
PK	2.488G	72.74	74.00	-1.26	41.36	3	Horizontal	41	2.91	-	27.34	4.04	-
AV	2.4848G	50.61	54.00	-3.39	19.22	3	Horizontal	41	2.91	-	27.35	4.04	-