



RADIO TEST REPORT

FCC ID : MSQ-RTAX6P00
Equipment : ZenWiFi Hybrid MoCA Mesh Router
Brand Name : ASUS
Model Name : XC5
Applicant : ASUSTeK COMPUTER INC.
1F., No. 15, Lide Rd., Beitou, Taipei 112, Taiwan
Standard : 47 CFR FCC Part 15.247

The product was received on May 07, 2021, and testing was started from May 21, 2021 and completed on May 27, 2023. We, Sporton International Inc. Hsinchu Laboratory, would like to declare that the tested sample has been evaluated in accordance with the procedures given in ANSI C63.10-2013 and shown compliance with the applicable technical standards.

The test results in this report apply exclusively to the tested model / sample. Without written approval of Sporton International Inc. Hsinchu Laboratory, the test report shall not be reproduced except in full.

Approved by: Sam Chen

Sporton International Inc. Hsinchu Laboratory

No.8, Ln. 724, Bo'ai St., Zhubei City, Hsinchu County 302010, Taiwan (R.O.C.)



Table of Contents

History of this test report.....3

Summary of Test Result.....4

1 General Description5

1.1 Information.....5

1.2 Applicable Standards8

1.3 Testing Location Information8

1.4 Measurement Uncertainty9

2 Test Configuration of EUT10

2.1 Test Channel Mode10

2.2 The Worst Case Measurement Configuration12

2.3 EUT Operation during Test14

2.4 Accessories15

2.5 Support Equipment.....15

2.6 Test Setup Diagram16

3 Transmitter Test Result20

3.1 AC Power-line Conducted Emissions20

3.2 DTS Bandwidth.....22

3.3 Maximum Conducted Output Power23

3.4 Power Spectral Density26

3.5 Emissions in Non-restricted Frequency Bands28

3.6 Emissions in Restricted Frequency Bands.....29

4 Test Equipment and Calibration Data33

Appendix A. Test Results of AC Power-line Conducted Emissions

Appendix B. Test Results of DTS Bandwidth

Appendix C. Test Results of Maximum Conducted Output Power

Appendix D. Test Results of Power Spectral Density

Appendix E. Test Results of Emissions in Non-restricted Frequency Bands

Appendix F. Test Results of Emissions in Restricted Frequency Bands

Appendix G. Test Results of Radiated Emission Co-location

Appendix H. Test Photos

Photographs of EUT v01



History of this test report

Report No.	Version	Description	Issued Date
FR143018-04AA	01	Initial issue of report	Jun. 28, 2023



Summary of Test Result

Report Clause	Ref Std. Clause	Test Items	Result (PASS/FAIL)	Remark
1.1.2	15.203	Antenna Requirement	PASS	-
3.1	15.207	AC Power-line Conducted Emissions	PASS	-
3.2	15.247(a)	DTS Bandwidth	PASS	-
3.3	15.247(b)	Maximum Conducted Output Power	PASS	-
3.4	15.247(e)	Power Spectral Density	PASS	-
3.5	15.247(d)	Emissions in Non-restricted Frequency Bands	PASS	-
3.6	15.247(d)	Emissions in Restricted Frequency Bands	PASS	-

Note: Reference to Sporton Project No.: 143018

Conformity Assessment Condition:

1. The test results (PASS/FAIL) with all measurement uncertainty excluded are presented against the regulation limits or in accordance with the requirements stipulated by the applicant/manufacturer who shall bear all the risks of non-compliance that may potentially occur if measurement uncertainty is taken into account.
2. The measurement uncertainty please refer to each test result in the chapter "Measurement Uncertainty".

Disclaimer:

The product specifications of the EUT presented in the test report that may affect the test assessments are declared by the manufacturer who shall take full responsibility for the authenticity.

Reviewed by: **Sam Chen**

Report Producer: **Cathy Chiu**



1 General Description

1.1 Information

1.1.1 RF General Information

Frequency Range (MHz)	IEEE Std. 802.11	Ch. Frequency (MHz)	Channel Number
2400-2483.5	b, g, n (HT20), ac (VHT20), ax (HEW20)	2412-2462	1-11 [11]
2400-2483.5	n (HT40), ac (VHT40), ax (HEW40)	2422-2452	3-9 [7]

Band	Mode	BWch (MHz)	Nant
2.4-2.4835GHz	802.11b	20	2TX
2.4-2.4835GHz	802.11g	20	2TX
2.4-2.4835GHz	802.11n HT20	20	2TX
2.4-2.4835GHz	802.11n HT20-BF	20	2TX
2.4-2.4835GHz	VHT20	20	2TX
2.4-2.4835GHz	VHT20-BF	20	2TX
2.4-2.4835GHz	802.11ax HEW20	20	2TX
2.4-2.4835GHz	802.11ax HEW20-BF	20	2TX
2.4-2.4835GHz	802.11n HT40	40	2TX
2.4-2.4835GHz	802.11n HT40-BF	40	2TX
2.4-2.4835GHz	VHT40	40	2TX
2.4-2.4835GHz	VHT40-BF	40	2TX
2.4-2.4835GHz	802.11ax HEW40	40	2TX
2.4-2.4835GHz	802.11ax HEW40-BF	40	2TX

Note:

- ◆ 11b mode uses a combination of DSSS-DBPSK, DQPSK, CCK modulation.
- ◆ 11g, HT20 and HT40 use a combination of OFDM-BPSK, QPSK, 16QAM, 64QAM modulation.
- ◆ VHT20, VHT40 use a combination of OFDM-BPSK, QPSK, 16QAM, 64QAM, 256QAM, 1024QAM modulation.
- ◆ HEW20, HEW40 use a combination of OFDMA-BPSK, QPSK, 16QAM, 64QAM, 256QAM, 1024QAM modulation.
- ◆ BWch is the nominal channel bandwidth.



1.1.2 Antenna Information

Set	Ant.	2.4GHz Port	5GHz Port	Brand Name	Model Name	Antenna Type	Connector	Gain (dBi)
1	1	1	1	Airgain	N03ASAFK-PK1-LB1X85BUI	PCB	I-PEX	Note 1
	2	2	2	Airgain	N03ASAFK-PK1-LG1X120BUI	PCB	I-PEX	
2	3	-	-	Wha Yu	C660-510603-A	PCB	I-PEX	
	4	-	-	Wha Yu	C660-510613-A	PCB	I-PEX	

Note 1:

Set	Ant.	Gain (dBi)				
		2.4GHz	UNII 1	UNII 2A	UNII 2C	UNII 3
1	1	2.01	2.51	2.39	2.78	3.09
	2	3.33	2.12	2.96	2.58	3.35
Max Gain (dBi)		3.33	2.51	2.96	2.78	3.35
DG (2T1S) (dBi)		4.67	4.59	3.81	4.12	4.10
DG (2T2S) (dBi)		3.33	2.51	2.96	2.78	3.35
2	3	2.01	2.51	2.39	2.78	3.09
	4	3.33	2.12	2.96	2.58	3.35

Note 2: The EUT has two set of antennas.

Note 3: The brand/model/antenna type information and Set 2 antenna gain was declared by manufacturer.

Note 4: Maximum Directional Gain following KDB662911 D03.

Note 5: Set antennas 1~2 have the same antenna type and the same antenna gain. Thus, the Set 1 antenna was selected to test all the items and Set 2 antenna was selected to test Emissions in Restricted Frequency Bands Below 1GHz tests.

For 2.4GHz function:

For IEEE 802.11 b/g/n/VHT/ax mode (2TX/2RX)

Port 1 and Port 2 can be used as transmitting/receiving antenna.

Port 1 and Port 2 could transmit/receive simultaneously.

For 5GHz function:

For IEEE 802.11a/n/ac/ax mode (2TX/2RX)

Port 1 and Port 2 can be used as transmitting/receiving antenna.

Port 1 and Port 2 could transmit/receive simultaneously.



1.1.3 Mode Test Duty Cycle

Mode	DC	DCF(dB)	T(s)	VBW(Hz) ≥ 1/T
802.11b	0.991	0.04	n/a (DC>=0.98)	n/a (DC>=0.98)
802.11g	0.992	0.03	n/a (DC>=0.98)	n/a (DC>=0.98)
802.11ax HEW20	0.992	0.03	n/a (DC>=0.98)	n/a (DC>=0.98)
802.11ax HEW20-BF	0.982	0.08	n/a (DC>=0.98)	n/a (DC>=0.98)
802.11ax HEW40	0.991	0.04	n/a (DC>=0.98)	n/a (DC>=0.98)
802.11ax HEW40-BF	0.966	0.15	5.105m	300

Note:

- ◆ DC is Duty Cycle.
- ◆ DCF is Duty Cycle Factor.

1.1.4 EUT Operational Condition

EUT Power Type	From Power Adapter			
Beamforming Function	<input checked="" type="checkbox"/>	With beamforming	<input type="checkbox"/>	Without beamforming
	The product has beamforming function for 11n/VHT/ax in 2.4GHz and 11n/ac/ax in 5GHz.			
Function	<input checked="" type="checkbox"/>	Point-to-multipoint	<input type="checkbox"/>	Point-to-point
Support RU	<input checked="" type="checkbox"/>	Full RU	<input type="checkbox"/>	Partial RU
Test Software Version	For non-beamforming mode: accessMtool(version 3.2.1.1) For beamforming mode: DOS[ver 17.10.188.1303]			

Note: The above information was declared by manufacturer.

1.1.5 Table for EUT supports function

Function
AP Router
Mesh

Note: The AP Router mode has been tested and recorded in this test report.



1.2 Applicable Standards

According to the specifications of the manufacturer, the EUT must comply with the requirements of the following standards:

- ◆ 47 CFR FCC Part 15.247
- ◆ ANSI C63.10-2013

The following reference test guidance is not within the scope of accreditation of TAF.

- ◆ FCC KDB 558074 D01 v05r02
- ◆ FCC KDB 662911 D03 v01
- ◆ FCC KDB 414788 D01 v01r01

1.3 Testing Location Information

Testing Location Information	
Test Lab. : Sporton International Inc. Hsinchu Laboratory	
Hsinchu (TAF: 3787)	ADD: No.8, Ln. 724, Bo'ai St., Zhubei City, Hsinchu County 302010, Taiwan (R.O.C.) TEL: 886-3-656-9065 FAX: 886-3-656-9085 Test site Designation No. TW3787 with FCC. Conformity Assessment Body Identifier (CABID) TW3787 with ISED.

Test Condition	Test Site No.	Test Engineer	Test Environment (°C / %)	Test Date
RF Conducted (For Other tests)	TH03-CB	Owen Hsu	23.4~23.6 / 56~58	Aug. 06, 2021~ Jun. 14, 2022
RF Conducted (For Maximum Output Power and Power Spectral Density)	TH02-CB	Ken Yeh	24.2~24.6 / 56~69	May 27, 2023
Radiated below 1GHz	03CH05-CB	Stim Sung	21.7~22.9 / 58~62	May 17, 2023~ May 22, 2023
	03CH06-CB	Stim Sung	22.6~23.2 / 59~63	May 17, 2023~ May 22, 2023
Radiated above 1GHz (For co-location test)	03CH05-CB	Eason Chen	24.2~26.1 / 55~58	Aug. 25, 2021
Radiated above 1GHz (For others test)	03CH06-CB	Stim Sung	23.9~24.8 / 55~58	May 21, 2021~ Sep. 29, 2021
AC Conduction	CO01-CB	Summer Li	22~23 / 50~51	May 15, 2023

Note: The tested sample of the test item (Maximum Output Power and Power Spectral Density, Radiated below 1GHz test and AC Power-line Conducted Emissions test) was received on Apr. 24, 2023.



1.4 Measurement Uncertainty

ISO/IEC 17025 requires that an estimate of the measurement uncertainties associated with the emissions test results be included in the report. The measurement uncertainties given below are based on a 95% confidence level (based on a coverage factor (k=2)

Test Date: Date Before Jun. 01, 2022

Test Items	Uncertainty	Remark
Radiated Emission (1GHz ~ 18GHz)	4.7 dB	Confidence levels of 95%
Radiated Emission (18GHz ~ 40GHz)	4.2 dB	Confidence levels of 95%
Conducted Emission	2.5 dB	Confidence levels of 95%
Bandwidth Measurement	0.9%	Confidence levels of 95%

Test Date: Date After May 31, 2022

Test Items	Uncertainty	Remark
Conducted Emission (150kHz ~ 30MHz)	3.4 dB	Confidence levels of 95%
Radiated Emission (9kHz ~ 30MHz)	3.4 dB	Confidence levels of 95%
Radiated Emission (30MHz ~ 1,000MHz)	5.6 dB	Confidence levels of 95%
Conducted Emission	3.2 dB	Confidence levels of 95%
Output Power Measurement	0.8 dB	Confidence levels of 95%
Power Density Measurement	3.2 dB	Confidence levels of 95%
Bandwidth Measurement	2.0 %	Confidence levels of 95%



2 Test Configuration of EUT

2.1 Test Channel Mode

For non-beamforming
For 2T1S

Mode	Power Setting
802.11b_Nss1,(1Mbps)_2TX	-
2412MHz	98
2437MHz	104
2462MHz	98
802.11g_Nss1,(6Mbps)_2TX	-
2412MHz	92
2417MHz	95
2437MHz	105
2462MHz	95

For 2T2S

Mode	Power Setting
802.11ax HEW20_Nss2,(MCS0)_2TX	-
2412MHz	90
2417MHz	96
2437MHz	106
2457MHz	96
2462MHz	88
802.11ax HEW40_Nss2,(MCS0)_2TX	-
2422MHz	86
2437MHz	86
2452MHz	86



**For beamforming
For 2T1S**

Mode	Power Setting
802.11ax HEW20-BF_Nss1,(MCS0)_2TX	-
2412MHz	91
2417MHz	96
2437MHz	106
2457MHz	98
2462MHz	85
802.11ax HEW40-BF_Nss1,(MCS0)_2TX	-
2422MHz	86
2437MHz	86
2452MHz	84

Note:

- ♦ Evaluated HEW20/HEW40 mode only, due to similar modulation. The power setting of HT20/HT40/VHT20/VHT40 mode are the same or lower than HEW20/HEW40.
- ♦ There are two modes of EUT for 802.11n/VHT/ax in 2.4GHz and 802.11n/ac/ax in 5GHz. One is beamforming mode, and the other is non-beamforming mode, after evaluating, beamforming mode has been evaluated to be the worst case, so it was selected to test and record in this test report.



2.2 The Worst Case Measurement Configuration

The Worst Case Mode for Following Conformance Tests	
Tests Item	AC power-line conducted emissions
Condition	AC power-line conducted measurement for line and neutral Test Voltage: 120Vac / 60Hz
Operating Mode	Normal Link
1	AP Router - EUT + Ant. Set 1 + Adapter 1
2	AP Router - EUT + Ant. Set 1 + Adapter 2
For operating mode 1 is the worst case and it was record in this test report.	

The Worst Case Mode for Following Conformance Tests	
Tests Item	DTS Bandwidth Maximum Conducted Output Power Power Spectral Density Emissions in Non-restricted Frequency Bands
Test Condition	Conducted measurement at transmit chains
Operating Mode	1 EUT + Ant. Set 1

The Worst Case Mode for Following Conformance Tests	
Tests Item	Emissions in Restricted Frequency Bands
Test Condition	Radiated measurement If EUT consist of multiple antenna assembly (multiple antenna are used in EUT regardless of spatial multiplexing MIMO configuration), the radiated test should be performed with highest antenna gain of each antenna type.
Operating Mode < 1GHz	CTX
	After evaluating, the worst case was found at Y axis for Emissions in Restricted Frequency Bands Above 1GHz. So the measurement will follow this same test configuration.
1	EUT in Y axis _2.4GHz + Ant. Set 1 + Adapter 1
2	EUT in Y axis _2.4GHz + Ant. Set 1 + Adapter 2
Mode 1 has been evaluated to be the worst case among Mode 1~2, thus measurement for Mode 3 will follow this same test mode.	
3	EUT in Y axis _5GHz + Ant. Set 1 + Adapter 1
Mode 1 has been evaluated to be the worst case among Mode 1~3, thus measurement for Mode 4 will follow this same test mode.	
4	EUT in Y axis_2.4GHz + Ant. Set 2 + Adapter 1
For operating mode 1 is the worst case and it was record in this test report.	



Operating Mode > 1GHz	CTX
	The EUT was performed at X axis, Y axis and Z axis position, and the worst case was found at Y axis. So the measurement will follow this same test configuration.
1	EUT + Ant. Set 1 in Y axis

The Worst Case Mode for Following Conformance Tests	
Tests Item	Simultaneous Transmission Analysis - Radiated Emission Co-location
Test Condition	Radiated measurement
Operating Mode	Normal Link
	The EUT was performed at X axis, Y axis and Z axis position for Emissions in Restricted Frequency Bands above 1GHz test, and the worst case was found at Y axis. So the measurement will follow this same test configuration.
1	EUT + Ant. Set 1 in Y axis_WLAN 2.4GHz + WLAN 5GHz
Refer to Appendix G for Radiated Emission Co-location.	

The Worst Case Mode for Following Conformance Tests	
Tests Item	Simultaneous Transmission Analysis - Co-location RF Exposure Evaluation
Operating Mode	
1	WLAN 2.4GHz + WLAN 5GHz
Refer to Sporton Test Report No.: FA143018-04 for Co-location RF Exposure Evaluation.	



2.3 EUT Operation during Test

For CTX Mode:

non-beamforming mode:

The EUT was programmed to be in continuously transmitting mode.

beamforming mode:

For Conducted Mode:

The EUT was programmed to be in continuously transmitting mode.

For Radiated Mode:

During the test, the following programs under WIN 7 were executed.

The program was executed as follows:

1. During the test, the EUT operation to normal function.
2. Executed command fixed test channel under telnet.
3. Executed "Lantest.exe" to link with the remote workstation to transmit and receive packet by WLAN AP and transmit duty cycle no less than 98%.

For Normal Link Mode:

During the test, the EUT operation to normal function.



2.4 Accessories

Accessories			
Equipment Name	Brand Name	Model Name	Rating
Adapter 1	DVE	DSA-18PFR-12 FUS 120150	Input: 100-240V ~ 50-60Hz, 0.6A Output: 12.0V, 1.5A, 18.0W
Adapter 2	LEI	MU18D1120150-A1	Input: 100-240V ~ 50/60Hz, 0.6A Output: 12V, 1.5A
Others			
RJ-45 cable*1, non-shielded, 2m			
Coaxial cable*1, Shielded, 1.1m			

2.5 Support Equipment

For AC Conduction:

Support Equipment				
No.	Equipment	Brand Name	Model Name	FCC ID
A	LAN NB	DELL	E6430	N/A
B	2.4G NB	DELL	E6430	N/A
C	5G NB	DELL	E6430	N/A
D	WAN NB	DELL	E6430	N/A
E	Device	ASUS	XC5	MSQ-RTAX6P00
F	Device NB	DELL	E6430	N/A

For Radiated (below 1GHz), Radiated (above 1GHz) / non-beamforming mode and RF Conducted:

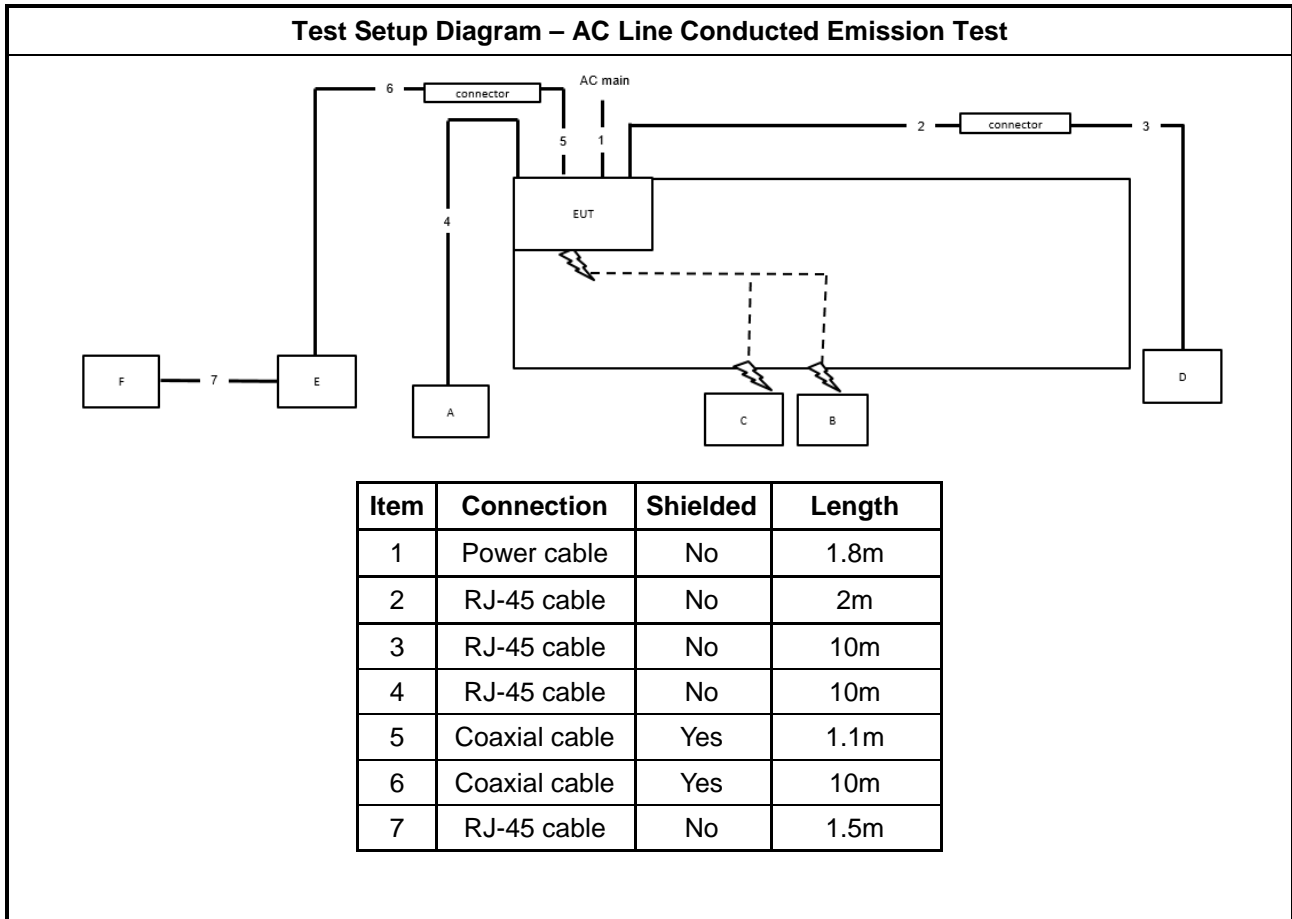
Support Equipment				
No.	Equipment	Brand Name	Model Name	FCC ID
A	NB	DELL	E4300	N/A

For Radiated (above 1GHz):

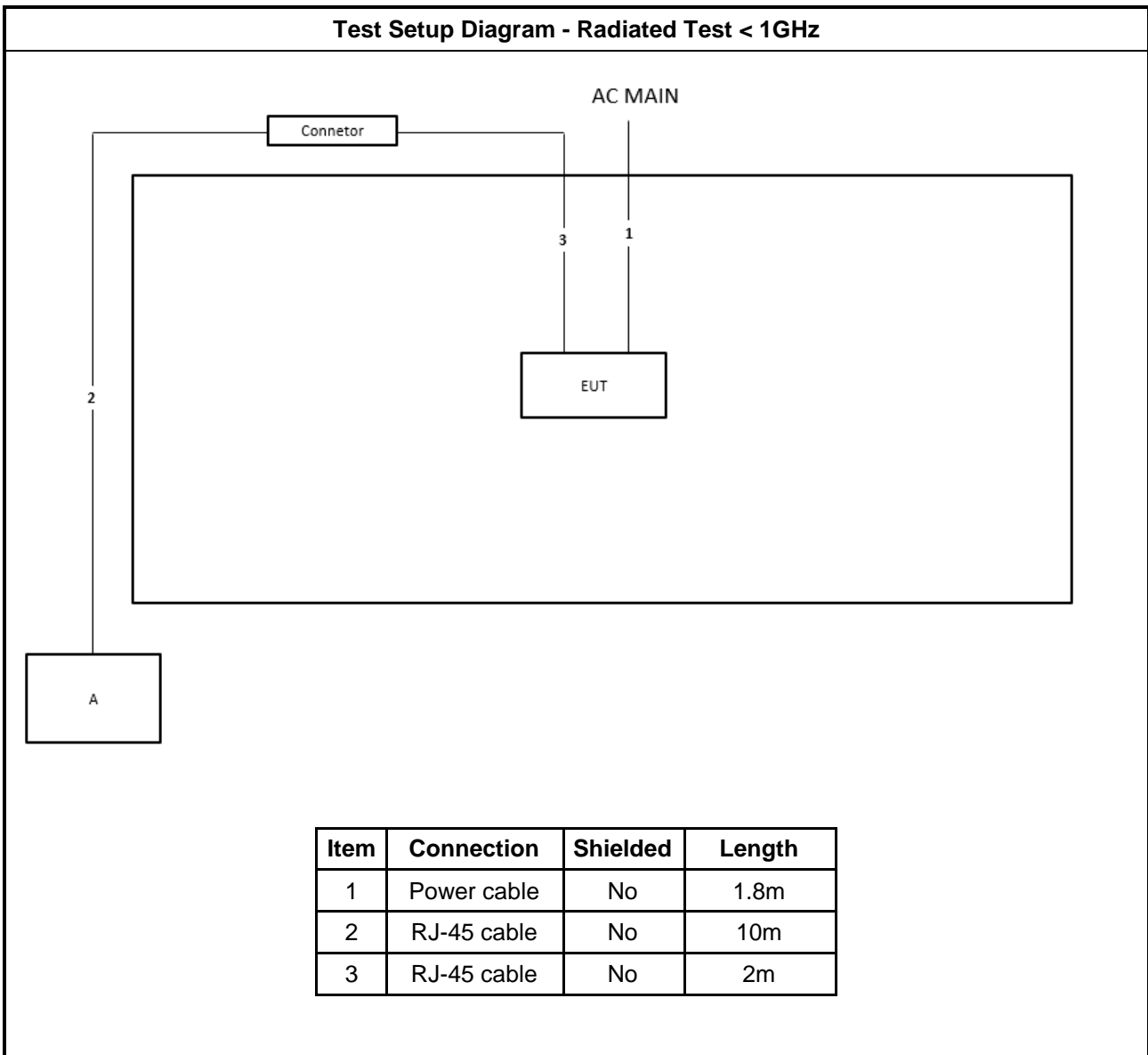
For beamforming mode

Support Equipment				
No.	Equipment	Brand Name	Model Name	FCC ID
A	Notebook	DELL	E4300	N/A
B	Notebook	DELL	E4300	N/A
C	WLAN AP	ASUS	RT-AX88U	MSQ-RTAXHP00

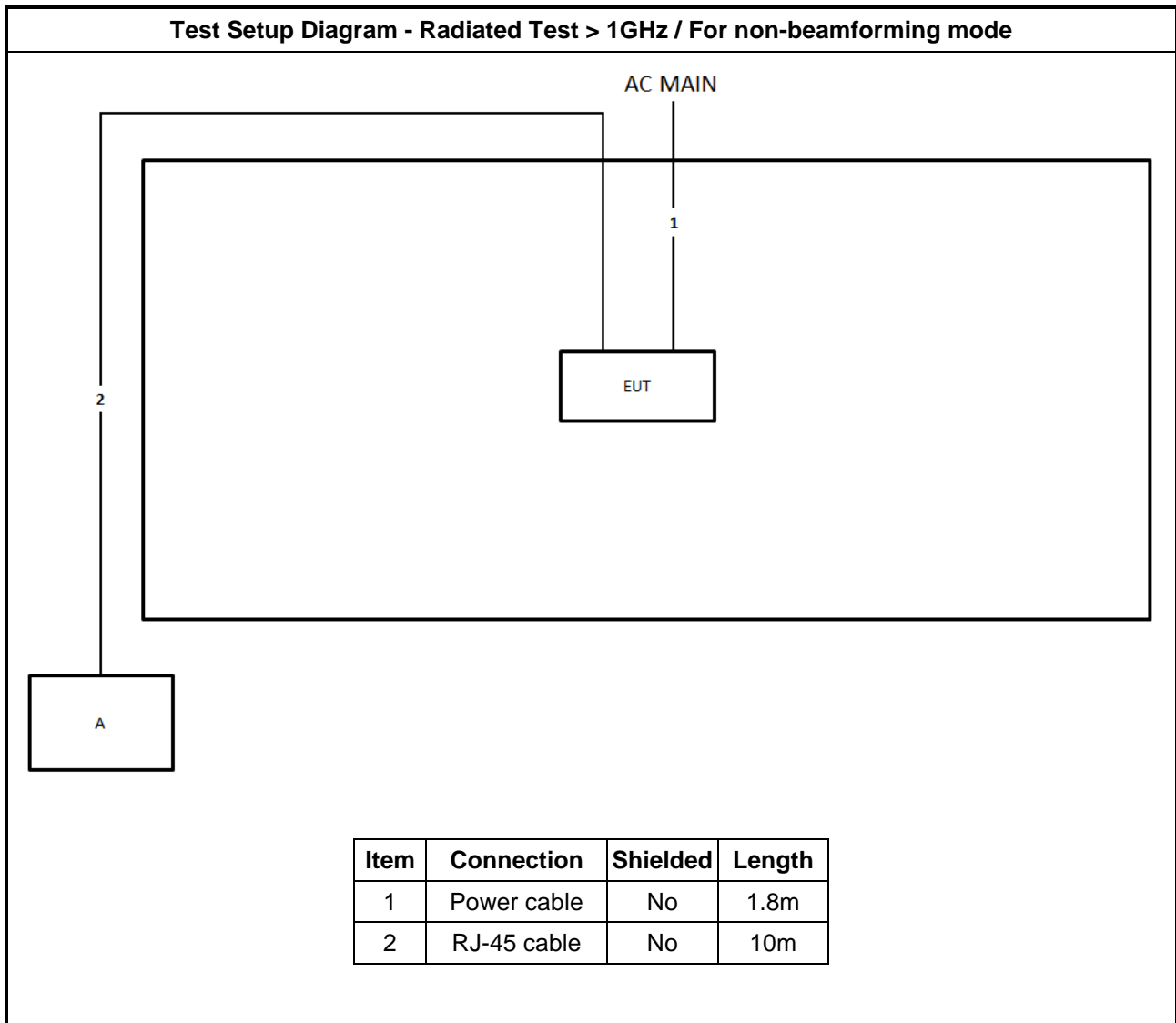
2.6 Test Setup Diagram

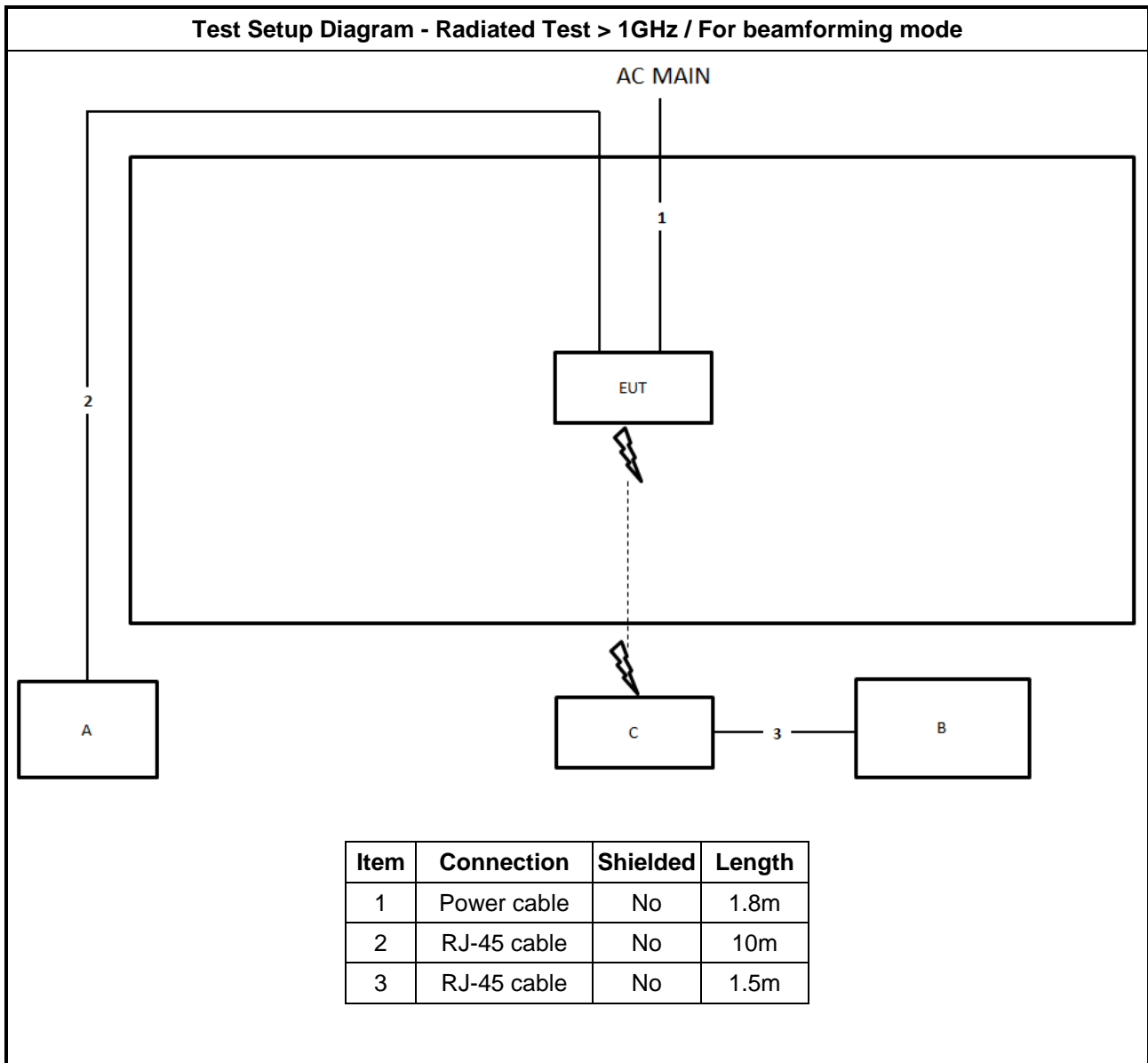


Test Setup Diagram - Radiated Test < 1GHz



Item	Connection	Shielded	Length
1	Power cable	No	1.8m
2	RJ-45 cable	No	10m
3	RJ-45 cable	No	2m







3 Transmitter Test Result

3.1 AC Power-line Conducted Emissions

3.1.1 AC Power-line Conducted Emissions Limit

AC Power-line Conducted Emissions Limit		
Frequency Emission (MHz)	Quasi-Peak	Average
0.15-0.5	66 - 56 *	56 - 46 *
0.5-5	56	46
5-30	60	50

Note 1: * Decreases with the logarithm of the frequency.

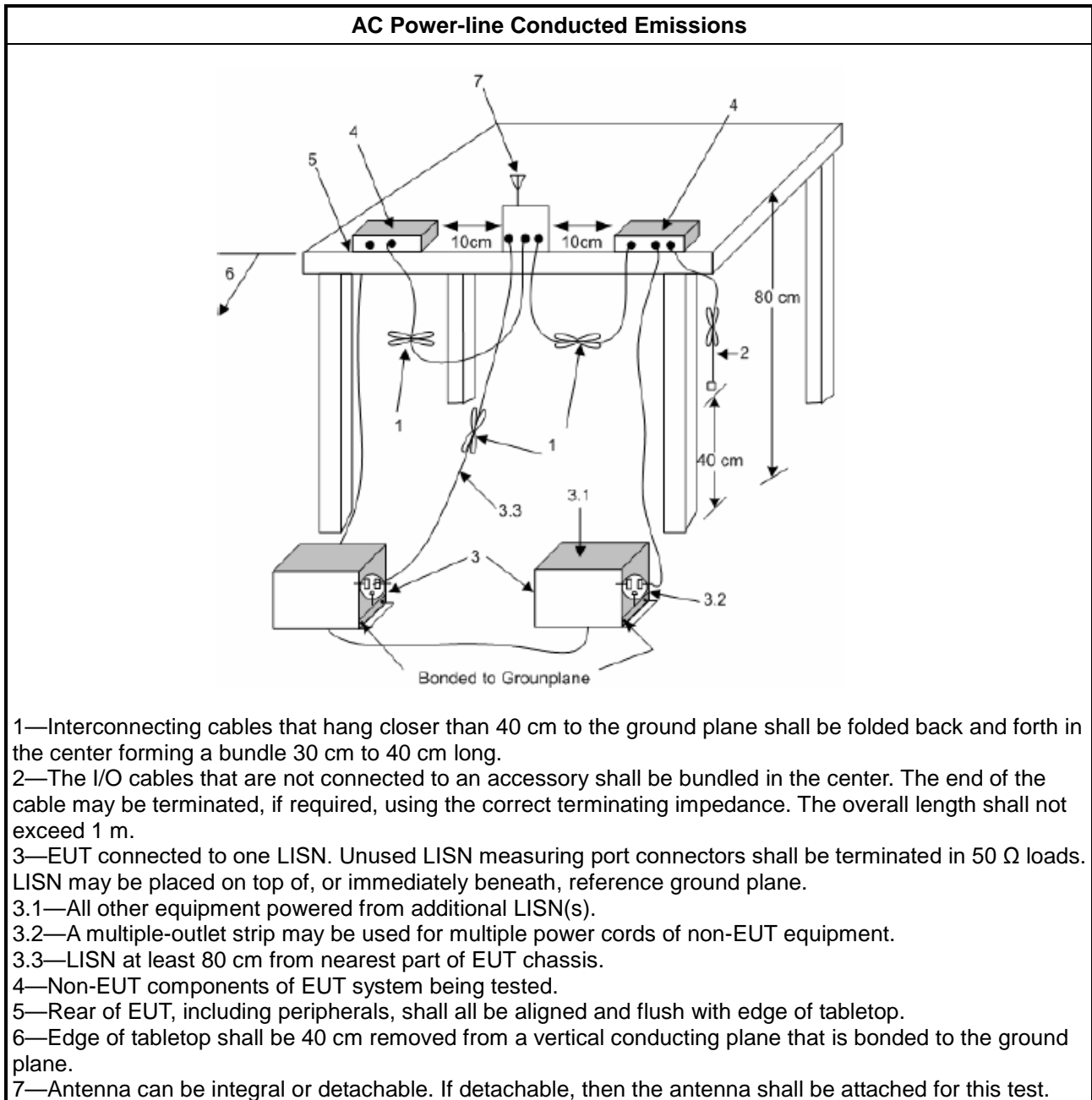
3.1.2 Measuring Instruments

Refer a test equipment and calibration data table in this test report.

3.1.3 Test Procedures

Test Method
<input checked="" type="checkbox"/> Refer as ANSI C63.10-2013, clause 6.2 for AC power-line conducted emissions.

3.1.4 Test Setup



3.1.5 Measurement Results Calculation

The measured Level is calculated using:

- a. Corrected Reading: LISN Factor (LISN) + Attenuator (AT/AUX) + Cable Loss (CL) + Read Level (Raw) = Level
- b. Margin = -Limit + Level

3.1.6 Test Result of AC Power-line Conducted Emissions

Refer as Appendix A

3.2 DTS Bandwidth

3.2.1 6dB Bandwidth Limit

6dB Bandwidth Limit
Systems using digital modulation techniques:
<ul style="list-style-type: none"> ▪ 6 dB bandwidth \geq 500 kHz.

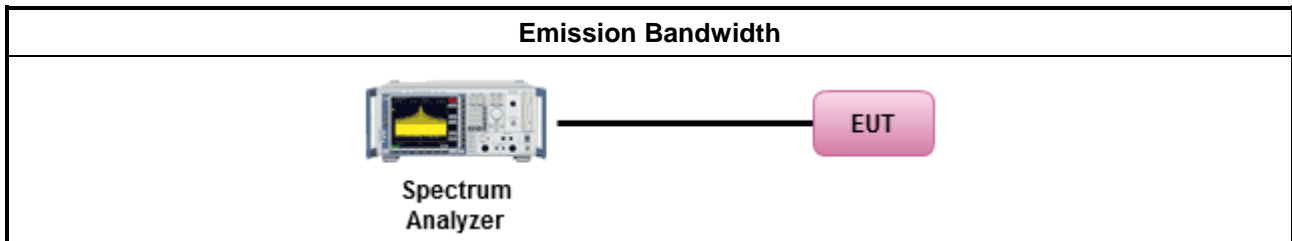
3.2.2 Measuring Instruments

Refer a test equipment and calibration data table in this test report.

3.2.3 Test Procedures

Test Method
<ul style="list-style-type: none"> ▪ For the emission bandwidth shall be measured using one of the options below:
<input checked="" type="checkbox"/> Refer as FCC KDB 558074, clause 8.2 & C63.10 clause 11.8.1 Option 1 for 6 dB bandwidth measurement.
<input type="checkbox"/> Refer as FCC KDB 558074, clause 8.2 & C63.10 clause 11.8.2 Option 2 for 6 dB bandwidth measurement.
<input type="checkbox"/> Refer as ANSI C63.10, clause 6.9.1 for occupied bandwidth testing.

3.2.4 Test Setup



3.2.5 Test Result of Emission Bandwidth

Refer as Appendix B



3.3 Maximum Conducted Output Power

3.3.1 Maximum Conducted Output Power Limit

Maximum Conducted Output Power Limit	
	<ul style="list-style-type: none"> ▪ If $G_{TX} \leq 6$ dBi, then $P_{Out} \leq 30$ dBm (1 W)
	<ul style="list-style-type: none"> ▪ Point-to-multipoint systems (P2M): If $G_{TX} > 6$ dBi, then $P_{Out} = 30 - (G_{TX} - 6)$ dBm
	<ul style="list-style-type: none"> ▪ Point-to-point systems (P2P): If $G_{TX} > 6$ dBi, then $P_{Out} = 30 - (G_{TX} - 6)/3$ dBm
	<ul style="list-style-type: none"> ▪ Smart antenna system (SAS):
	<ul style="list-style-type: none"> - Single beam: If $G_{TX} > 6$ dBi, then $P_{Out} = 30 - (G_{TX} - 6)/3$ dBm
	<ul style="list-style-type: none"> - Overlap beam: If $G_{TX} > 6$ dBi, then $P_{Out} = 30 - (G_{TX} - 6)/3$ dBm
	<ul style="list-style-type: none"> - Aggregate power on all beams: If $G_{TX} > 6$ dBi, then $P_{Out} = 30 - (G_{TX} - 6)/3 + 8$ dB dBm
P_{Out} = maximum peak conducted output power or maximum conducted output power in dBm, G_{TX} = the maximum transmitting antenna directional gain in dBi.	

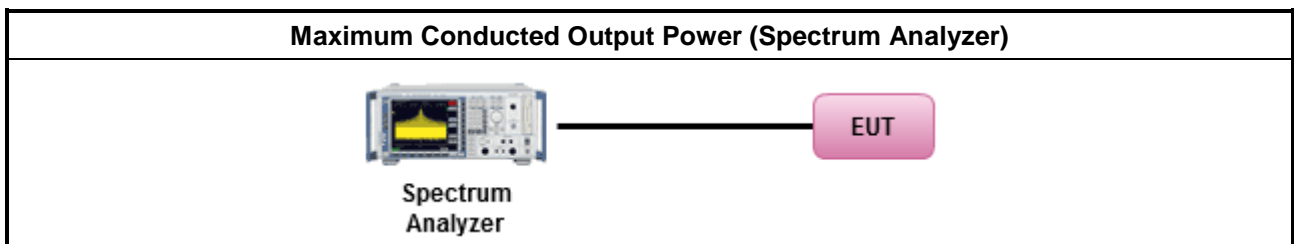
3.3.2 Measuring Instruments

Refer a test equipment and calibration data table in this test report.

3.3.3 Test Procedures

Test Method	
<ul style="list-style-type: none"> ▪ Maximum Peak Conducted Output Power 	
	<input type="checkbox"/> Refer as FCC KDB 558074, clause 8.3.1.1 & C63.10 clause 11.9.1.1 (RBW ≥ EBW method).
	<input type="checkbox"/> Refer as FCC KDB 558074, clause 8.3.1.3 & C63.10 clause 11.9.1.3 (peak power meter).
<ul style="list-style-type: none"> ▪ Maximum Conducted Output Power 	
[duty cycle ≥ 98% or external video / power trigger]	
	<input type="checkbox"/> Refer as FCC KDB 558074, clause 8.3.2.2 & C63.10 clause 11.9.2.2.2 Method AVGSA-1.
	<input type="checkbox"/> Refer as FCC KDB 558074, clause 8.3.2.2 & C63.10 clause 11.9.2.2.3 Method AVGSA-1A. (alternative)
duty cycle < 98% and average over on/off periods with duty factor	
	<input type="checkbox"/> Refer as FCC KDB 558074, clause 8.3.2.2 & C63.10 clause 11.9.2.2.4 Method AVGSA-2.
	<input type="checkbox"/> Refer as FCC KDB 558074, clause 8.3.2.2 & C63.10 clause 11.9.2.2.5 Method AVGSA-2A (alternative)
	<input type="checkbox"/> Refer as FCC KDB 558074, clause 8.3.2.2 & C63.10 clause 11.9.2.2.6 Method AVGSA-3
	<input type="checkbox"/> Refer as FCC KDB 558074, clause 8.3.2.2 & C63.10 clause 11.9.2.2.7 Method AVGSA-3A (alternative)
Measurement using a power meter (PM)	
	<input type="checkbox"/> Refer as FCC KDB 558074, clause 8.3.2.3 & C63.10 clause 11.9.2.3.1 Method AVGPM (using an RF average power meter).
	<input checked="" type="checkbox"/> Refer as FCC KDB 558074, clause 8.3.2.3 & C63.10 clause 11.9.2.3.2 Method AVGPM-G (using an gate RF average power meter).
<ul style="list-style-type: none"> ▪ For conducted measurement. 	
	<ul style="list-style-type: none"> ▪ If the EUT supports multiple transmit chains using options given below: Refer as FCC KDB 662911, In-band power measurements. Using the measure-and-sum approach, measured all transmit ports individually. Sum the power (in linear power units e.g., mW) of all ports for each individual sample and save them.
	<ul style="list-style-type: none"> ▪ If multiple transmit chains, EIRP calculation could be following as methods: $P_{total} = P_1 + P_2 + \dots + P_n$ (calculated in linear unit [mW] and transfer to log unit [dBm]) $EIRP_{total} = P_{total} + DG$

3.3.4 Test Setup





3.3.5 Test Result of Maximum Conducted Output Power

Refer as Appendix C



3.4 Power Spectral Density

3.4.1 Power Spectral Density Limit

Power Spectral Density Limit
<ul style="list-style-type: none"> Power Spectral Density (PSD) \leq 8 dBm/3kHz

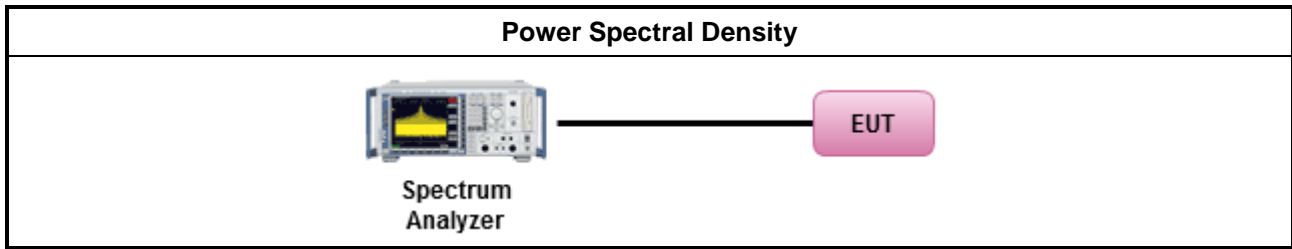
3.4.2 Measuring Instruments

Refer a test equipment and calibration data table in this test report.

3.4.3 Test Procedures

Test Method			
<ul style="list-style-type: none"> Peak power spectral density procedures that the same method as used to determine the conducted output power. If maximum peak conducted output power was measured to demonstrate compliance to the output power limit, then the peak PSD procedure below (Method PKPSD) shall be used. If maximum conducted output power was measured to demonstrate compliance to the output power limit, then one of the average PSD procedures shall be used, as applicable based on the following criteria (the peak PSD procedure is also an acceptable option). 			
<input checked="" type="checkbox"/> Refer as FCC KDB 558074, clause 8.4 & C63.10 clause 11.10 Method Max. PSD.			
<ul style="list-style-type: none"> For conducted measurement. <ul style="list-style-type: none"> If The EUT supports multiple transmit chains using options given below: <table border="1"> <tbody> <tr> <td> <input checked="" type="checkbox"/> Option 1: Measure and sum the spectra across the outputs. Refer as FCC KDB 662911, In-band power spectral density (PSD). Sample all transmit ports simultaneously using a spectrum analyzer for each transmit port. Where the trace bin-by-bin of each transmit port summing can be performed. (i.e., in the first spectral bin of output 1 is summed with that in the first spectral bin of output 2 and that from the first spectral bin of output 3, and so on up to the NTX output to obtain the value for the first frequency bin of the summed spectrum.). Add up the amplitude (power) values for the different transmit chains and use this as the new data trace. </td> </tr> <tr> <td> <input type="checkbox"/> Option 2: Measure and sum spectral maxima across the outputs. With this technique, spectra are measured at each output of the device at the required resolution bandwidth. The maximum value (peak) of each spectrum is determined. These maximum values are then summed mathematically in linear power units across the outputs. These operations shall be performed separately over frequency spans that have different out-of-band or spurious emission limits, </td> </tr> <tr> <td> <input type="checkbox"/> Option 3: Measure and add 10 log(N) dB, where N is the number of transmit chains. Refer as FCC KDB 662911, In-band power spectral density (PSD). Performed at each transmit chains and each transmit chains shall be compared with the limit have been reduced with 10 log(N). Or each transmit chains shall be add 10 log(N) to compared with the limit. </td> </tr> </tbody> </table> 	<input checked="" type="checkbox"/> Option 1: Measure and sum the spectra across the outputs. Refer as FCC KDB 662911, In-band power spectral density (PSD). Sample all transmit ports simultaneously using a spectrum analyzer for each transmit port. Where the trace bin-by-bin of each transmit port summing can be performed. (i.e., in the first spectral bin of output 1 is summed with that in the first spectral bin of output 2 and that from the first spectral bin of output 3, and so on up to the NTX output to obtain the value for the first frequency bin of the summed spectrum.). Add up the amplitude (power) values for the different transmit chains and use this as the new data trace.	<input type="checkbox"/> Option 2: Measure and sum spectral maxima across the outputs. With this technique, spectra are measured at each output of the device at the required resolution bandwidth. The maximum value (peak) of each spectrum is determined. These maximum values are then summed mathematically in linear power units across the outputs. These operations shall be performed separately over frequency spans that have different out-of-band or spurious emission limits,	<input type="checkbox"/> Option 3: Measure and add 10 log(N) dB, where N is the number of transmit chains. Refer as FCC KDB 662911, In-band power spectral density (PSD). Performed at each transmit chains and each transmit chains shall be compared with the limit have been reduced with 10 log(N). Or each transmit chains shall be add 10 log(N) to compared with the limit.
<input checked="" type="checkbox"/> Option 1: Measure and sum the spectra across the outputs. Refer as FCC KDB 662911, In-band power spectral density (PSD). Sample all transmit ports simultaneously using a spectrum analyzer for each transmit port. Where the trace bin-by-bin of each transmit port summing can be performed. (i.e., in the first spectral bin of output 1 is summed with that in the first spectral bin of output 2 and that from the first spectral bin of output 3, and so on up to the NTX output to obtain the value for the first frequency bin of the summed spectrum.). Add up the amplitude (power) values for the different transmit chains and use this as the new data trace.			
<input type="checkbox"/> Option 2: Measure and sum spectral maxima across the outputs. With this technique, spectra are measured at each output of the device at the required resolution bandwidth. The maximum value (peak) of each spectrum is determined. These maximum values are then summed mathematically in linear power units across the outputs. These operations shall be performed separately over frequency spans that have different out-of-band or spurious emission limits,			
<input type="checkbox"/> Option 3: Measure and add 10 log(N) dB, where N is the number of transmit chains. Refer as FCC KDB 662911, In-band power spectral density (PSD). Performed at each transmit chains and each transmit chains shall be compared with the limit have been reduced with 10 log(N). Or each transmit chains shall be add 10 log(N) to compared with the limit.			

3.4.4 Test Setup



3.4.5 Test Result of Power Spectral Density

Refer as Appendix D

3.5 Emissions in Non-restricted Frequency Bands

3.5.1 Emissions in Non-restricted Frequency Bands Limit

Un-restricted Band Emissions Limit	
RF output power procedure	Limit (dBc)
Peak output power procedure	20
Average output power procedure	30

Note 1: If the peak output power procedure is used to measure the fundamental emission power to demonstrate compliance to requirements, then the peak conducted output power measured within any 100 kHz outside the authorized frequency band shall be attenuated by at least 20 dB relative to the maximum measured in-band peak PSD level.

Note 2: If the average output power procedure is used to measure the fundamental emission power to demonstrate compliance to requirements, then the power in any 100 kHz outside of the authorized frequency band shall be attenuated by at least 30 dB relative to the maximum measured in-band average PSD level.

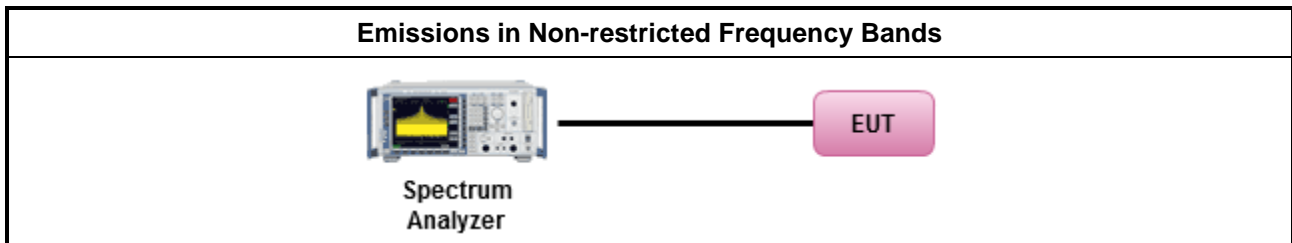
3.5.2 Measuring Instruments

Refer a test equipment and calibration data table in this test report.

3.5.3 Test Procedures

Test Method
<ul style="list-style-type: none"> Refer as FCC KDB 558074, clause 8.5 for unwanted emissions into non-restricted bands.

3.5.4 Test Setup



3.5.5 Test Result of Emissions in Non-restricted Frequency Bands

Refer as Appendix E



3.6 Emissions in Restricted Frequency Bands

3.6.1 Emissions in Restricted Frequency Bands Limit

Restricted Band Emissions Limit			
Frequency Range (MHz)	Field Strength (uV/m)	Field Strength (dBuV/m)	Measure Distance (m)
0.009~0.490	2400/F(kHz)	48.5 - 13.8	300
0.490~1.705	24000/F(kHz)	33.8 - 23	30
1.705~30.0	30	29	30
30~88	100	40	3
88~216	150	43.5	3
216~960	200	46	3
Above 960	500	54	3

Note 1: Test distance for frequencies at or above 30 MHz, measurements may be performed at a distance other than the limit distance provided they are not performed in the near field and the emissions to be measured can be detected by the measurement equipment. When performing measurements at a distance other than that specified, the results shall be extrapolated to the specified distance using an extrapolation factor of 20 dB/decade (inverse of linear distance for field-strength measurements, inverse of linear distance-squared for power-density measurements).

Note 2: Test distance for frequencies at below 30 MHz, measurements may be performed at a distance closer than the EUT limit distance; however, an attempt should be made to avoid making measurements in the near field. When performing measurements below 30 MHz at a closer distance than the limit distance, the results shall be extrapolated to the specified distance by either making measurements at a minimum of two or more distances on at least one radial to determine the proper extrapolation factor or by using the square of an inverse linear distance extrapolation factor (40 dB/decade). The test report shall specify the extrapolation method used to determine compliance of the EUT.

Note 3: Using the distance of 1m during the test for above 18 GHz, and the test value to correct for the distance factor at 3m.

3.6.2 Measuring Instruments

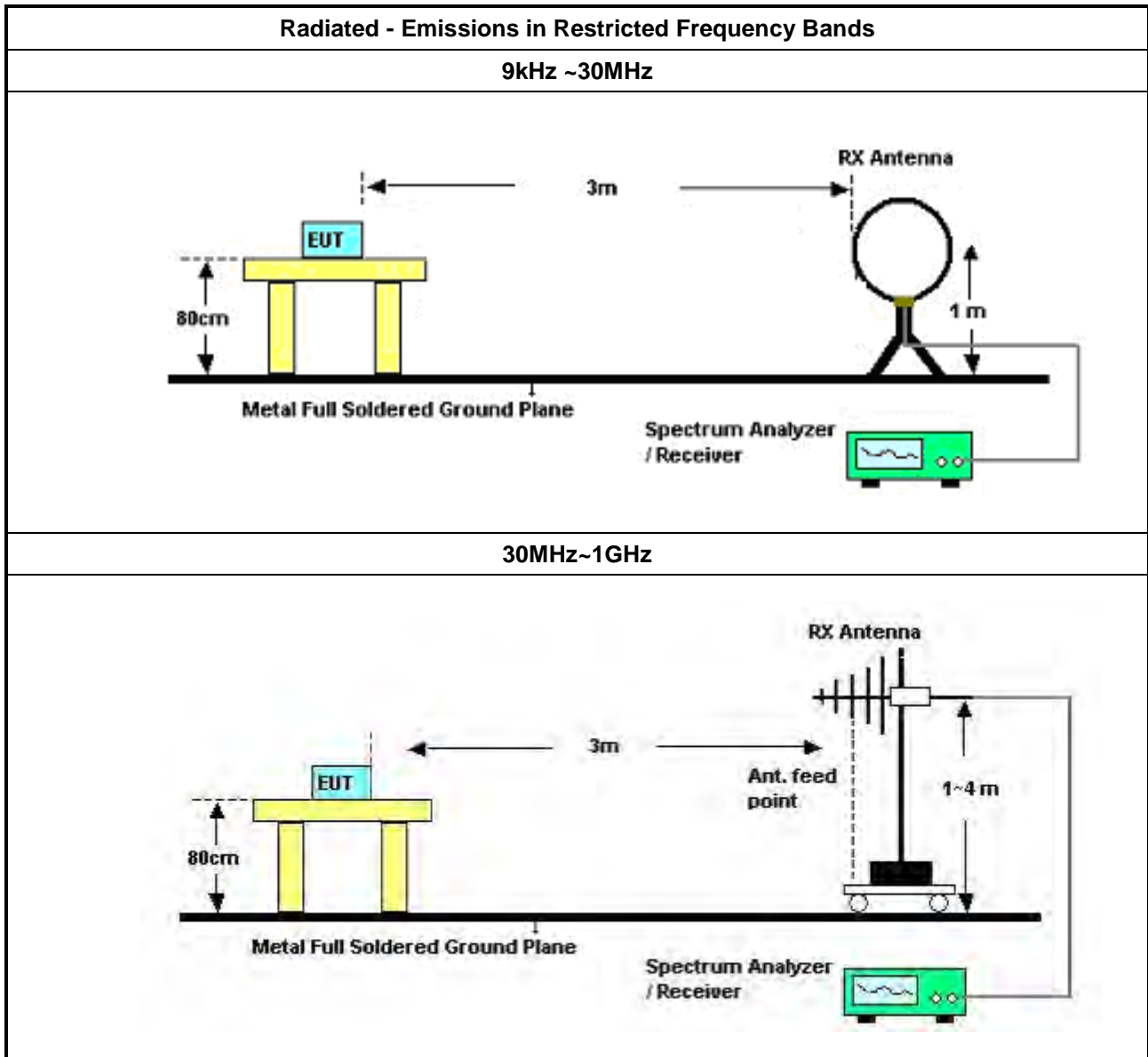
Refer a test equipment and calibration data table in this test report.

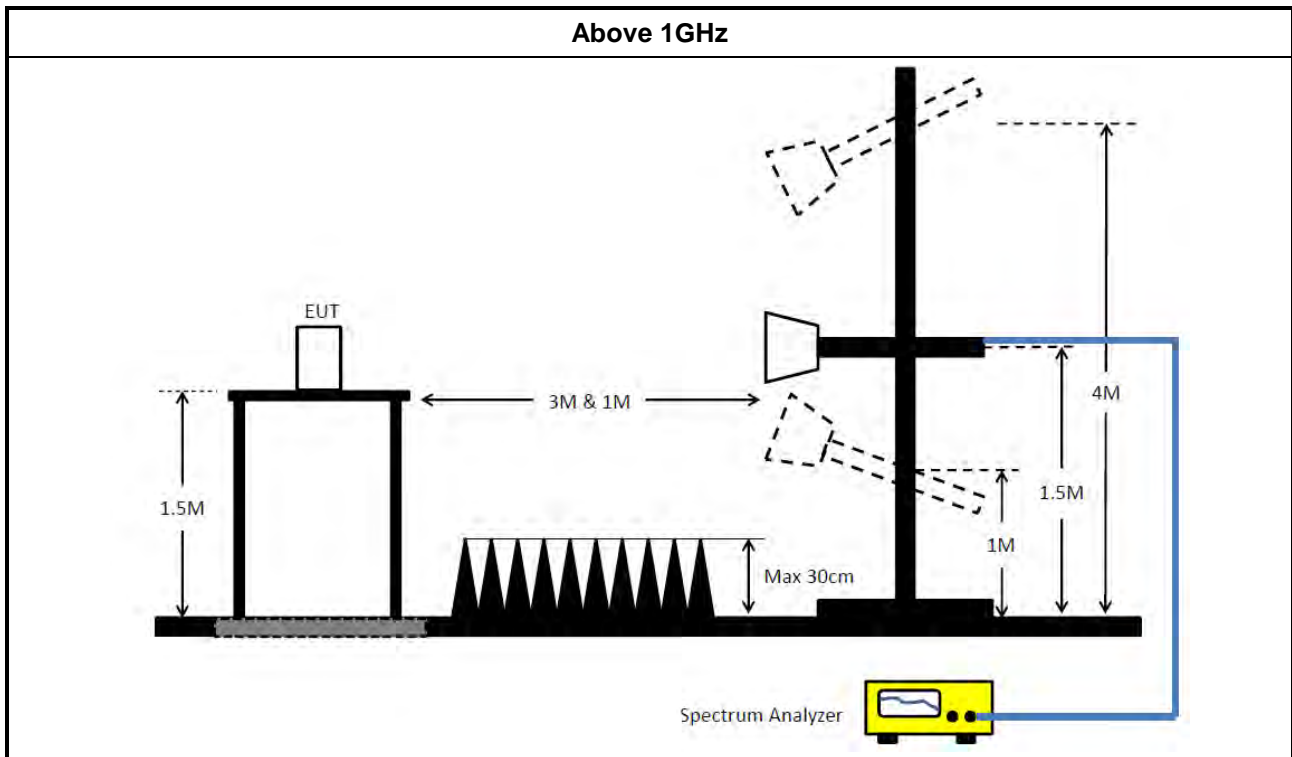


3.6.3 Test Procedures

Test Method	
<ul style="list-style-type: none"> ▪ The average emission levels shall be measured in [duty cycle \geq 98 or duty factor]. 	
<ul style="list-style-type: none"> ▪ Refer as ANSI C63.10, clause 6.10.3 band-edge testing shall be performed at the lowest frequency channel and highest frequency channel within the allowed operating band. 	
<ul style="list-style-type: none"> ▪ For the transmitter unwanted emissions shall be measured using following options below: 	
	<ul style="list-style-type: none"> ▪ Refer as FCC KDB 558074, clause 8.6 for unwanted emissions into restricted bands.
	<input type="checkbox"/> Refer as FCC KDB 558074, clause 8.6 & C63.10 clause 11.12.2.5.1(trace averaging for duty cycle \geq 98%).
	<input type="checkbox"/> Refer as FCC KDB 558074, clause 8.6 & C63.10 clause 11.12.2.5.2(trace averaging + duty factor).
	<input checked="" type="checkbox"/> Refer as FCC KDB 558074, clause 8.6 & C63.10 clause 11.12.2.5.3(Reduced VBW \geq 1/T).
	<input type="checkbox"/> Refer as ANSI C63.10, clause 11.12.2.5.3 (Reduced VBW). VBW \geq 1/T, where T is pulse time.
	<input type="checkbox"/> Refer as ANSI C63.10, clause 7.5 average value of pulsed emissions.
	<input checked="" type="checkbox"/> Refer as FCC KDB 558074, clause 8.6 & C63.10 clause 11.12.2.4 measurement procedure peak limit.
<ul style="list-style-type: none"> ▪ For the transmitter band-edge emissions shall be measured using following options below: 	
	<ul style="list-style-type: none"> ▪ Refer as FCC KDB 558074 clause 8.7 & C63.10 clause 11.13.1, When the performing peak or average radiated measurements, emissions within 2 MHz of the authorized band edge may be measured using the marker-delta method described below.
	<ul style="list-style-type: none"> ▪ Refer as FCC KDB 558074, clause 8.7 (ANSI C63.10, clause 6.10.6) for marker-delta method for band-edge measurements.
	<ul style="list-style-type: none"> ▪ Refer as FCC KDB 558074, clause 8.7 for narrower resolution bandwidth (100kHz) using the band power and summing the spectral levels (i.e., 1 MHz).
	<ul style="list-style-type: none"> ▪ For conducted unwanted emissions into restricted bands (absolute emission limits). Devices with multiple transmit chains using options given below: (1) Measure and sum the spectra across the outputs or (2) Measure and add 10 log(N) dB
	<ul style="list-style-type: none"> ▪ For FCC KDB 662911 The methodology described here may overestimate array gain, thereby resulting in apparent failures to satisfy the out-of-band limits even if the device is actually compliant. In such cases, compliance may be demonstrated by performing radiated tests around the frequencies at which the apparent failures occurred.

3.6.4 Test Setup





3.6.5 Measurement Results Calculation

The measured Level is calculated using:

Corrected Reading: Antenna factor (AF) + Cable loss (CL) + Read level (Raw) - Preamp factor (PA)(if applicable) = Level.

3.6.6 Emissions in Restricted Frequency Bands (Below 30MHz)

There is a comparison data of both open-field test site and alternative test site - semi-Anechoic chamber according to KDB414788 Radiated Test Site, and the result came out very similar.

All amplitude of spurious emissions that are attenuated by more than 20 dB below the permissible value has no need to be reported.

The radiated emissions were investigated from 9 kHz or the lowest frequency generated within the device, up to the 10th harmonic or 40 GHz, whichever is appropriate.

3.6.7 Test Result of Emissions in Restricted Frequency Bands

Refer as Appendix F



4 Test Equipment and Calibration Data

Instrument	Brand	Model No.	Serial No.	Characteristics	Calibration Date	Calibration Due Date	Remark
EMI Receiver	Agilent	N9038A	My52260123	9kHz ~ 8.4GHz	Feb. 20, 2023	Feb. 19, 2024	Conduction (CO01-CB)
LISN	F.C.C.	FCC-LISN -50-16-2	04083	150kHz ~ 100MHz	Feb. 16, 2023	Feb. 15, 2024	Conduction (CO01-CB)
LISN	Schwarzbeck	NSLK 8127	8127647	9kHz ~ 30MHz	Apr. 27, 2023	Apr. 26, 2024	Conduction (CO01-CB)
Pulse Limiter	Rohde&Schwarz	ESH3-Z2	100430	9kHz ~ 30MHz	Feb. 09, 2023	Feb. 08, 2024	Conduction (CO01-CB)
COND Cable	Woken	Cable	Low cable-CO01	9kHz ~ 30MHz	Oct. 18, 2022	Oct. 17, 2023	Conduction (CO01-CB)
Software	SPORTON	SENSE	V5.10	-	N.C.R.	N.C.R.	Conduction (CO01-CB)
Loop Antenna	Teseq	HLA 6120	31244	9kHz - 30 MHz	Mar. 23, 2023	Mar. 22, 2024	Radiation (03CH05-CB)
3m Semi Anechoic Chamber NSA	TDK	SAC-3M	03CH05-CB	30 MHz ~ 1 GHz	Aug. 03, 2022	Aug. 02, 2023	Radiation (03CH05-CB)
3m Semi Anechoic Chamber VSWR	TDK	SAC-3M	03CH05-CB	1GHz ~18GHz 3m	Nov. 08, 2020	Nov. 07, 2021	Radiation (03CH05-CB)
Bilog Antenna with 6dB Attenuator	TESEQ & EMCI	CBL 6112D & N-6-06	35236 & AT-N0610	30MHz ~ 2GHz	Mar. 24, 2023	Mar. 23, 2024	Radiation (03CH05-CB)
Horn Antenna	SCHWARZBECK	BBHA912 0D	BBHA 9120 D-1291	1GHz~18GHz	Sep. 29, 2020	Sep. 28, 2021	Radiation (03CH05-CB)
Horn Antenna	Schwarzbeck	BBHA 9170	BBHA9170252	15GHz ~ 40GHz	Aug. 05, 2021	Aug. 04, 2022	Radiation (03CH05-CB)
Amplifier	EMCI	EMC330N	980331	20MHz ~ 3GHz	May 03, 2023	May 02, 2024	Radiation (03CH05-CB)
Pre-Amplifier	EMCI	EMC1263 0SE	980287	1GHz ~ 26.5GHz	Jul. 02, 2021	Jul. 01, 2022	Radiation (03CH05-CB)
Pre-Amplifier	MITEQ	TTA1840-35-HG	1864479	18GHz ~ 40GHz	Jul. 13, 2021	Jul. 12, 2022	Radiation (03CH05-CB)
Spectrum Analyzer	R&S	FSP40	100304	9kHz ~ 40GHz	Nov. 10, 2020	Nov. 09, 2021	Radiation (03CH05-CB)
Spectrum Analyzer	R&S	FSP40	100304	9kHz ~ 40GHz	Apr. 18, 2023	Apr. 17, 2024	Radiation (03CH05-CB)
EMI Test Receiver	R&S	ESCS	826547/017	9kHz ~ 2.75GHz	Jun. 17, 2022	Jun. 16, 2023	Radiation (03CH05-CB)
RF Cable-low	Woken	RG402	Low Cable-04+23	30MHz~1GHz	Oct. 03, 2022	Oct. 02, 2023	Radiation (03CH05-CB)
RF Cable-high	Woken	RG402	High Cable-28	1GHz~18GHz	Oct. 05, 2020	Oct. 04, 2021	Radiation (03CH05-CB)



Instrument	Brand	Model No.	Serial No.	Characteristics	Calibration Date	Calibration Due Date	Remark
RF Cable-high	Woken	RG402	High Cable-04+28	1GHz~18GHz	Oct. 05, 2020	Oct. 04, 2021	Radiation (03CH05-CB)
RF Cable-high	Woken	RG402	High Cable-40G#1	18GHz ~ 40 GHz	Jul. 15, 2021	Jul. 14, 2022	Radiation (03CH05-CB)
RF Cable-high	Woken	RG402	High Cable-40G#2	18GHz ~ 40 GHz	Jul. 15, 2021	Jul. 14, 2022	Radiation (03CH05-CB)
Test Software	SPORTON	SENSE	V5.10	-	N.C.R.	N.C.R.	Radiation (03CH05-CB)
Loop Antenna	Teseq	HLA 6120	31244	9kHz - 30 MHz	Mar. 23, 2023	Mar. 22, 2024	Radiation (03CH06-CB)
3m Semi Anechoic Chamber NSA	TDK	SAC-3M	03CH06-CB	30 MHz ~ 1 GHz	Aug. 04, 2022	Aug. 03, 2023	Radiation (03CH06-CB)
3m Semi Anechoic Chamber VSWR	TDK	SAC-3M	03CH06-CB	1GHz ~18GHz 3m	Oct. 02, 2020	Oct. 01, 2021	Radiation (03CH06-CB)
Bilog Antenna with 6 dB attenuator	TESEQ & EMCI	CBL6112 D & N-6-06	37878 & AT-N0606	20MHz ~ 2GHz	Jul. 31, 2022	Jul. 30, 2023	Radiation (03CH06-CB)
Horn Antenna	SCHWARZBECK	BBHA912 0D	BBHA 9120D-1292	1GHz~18GHz	Jul. 22, 2020	Jul. 21, 2021	Radiation (03CH06-CB)
Horn Antenna	SCHWARZBECK	BBHA 9120 D	BBHA 9120 D 1370	1GHz~18GHz	Sep. 21, 2020	Sep. 20, 2021	Radiation (03CH06-CB)
Horn Antenna	SCHWARZBECK	BBHA912 0D	BBHA 9120D-1292	1GHz~18GHz	Aug. 04, 2021	Aug. 03, 2022	Radiation (03CH06-CB)
Pre-Amplifier	Agilent	310N	187290	0.1MHz ~ 1GHz	Nov. 04, 2022	Nov. 03, 2023	Radiation (03CH06-CB)
Pre-Amplifier	Agilent	83017A	MY53270064	0.5GHz ~ 26.5GHz	May 06, 2021	May 05, 2022	Radiation (03CH06-CB)
Spectrum analyzer	R&S	FSP40	100080	9kHz~40GHz	Dec. 15, 2020	Dec. 14, 2021	Radiation (03CH06-CB)
Spectrum analyzer	R&S	FSP40	100080	9kHz~40GHz	Dec. 21, 2022	Dec. 20, 2023	Radiation (03CH06-CB)
EMI Test Receiver	R&S	ESCS	826547/017	9kHz ~ 2.75GHz	Jun. 17, 2022	Jun. 16, 2023	Radiation (03CH06-CB)
RF Cable-low	Woken	RG402	Low Cable-24+68	30MHz~1GHz	Oct. 03, 2022	Oct. 02, 2023	Radiation (03CH06-CB)
RF Cable-high	Woken	RG402	High Cable-05	1GHz~18GHz	Oct. 05, 2020	Oct. 04, 2021	Radiation (03CH06-CB)
RF Cable-high	Woken	RG402	High Cable-05+24	1GHz~18GHz	Oct. 05, 2020	Oct. 04, 2021	Radiation (03CH06-CB)
RF Cable-high	Woken	RG402	High Cable-40G#1	18GHz ~ 40 GHz	Jul. 16, 2020	Jul. 15, 2021	Radiation (03CH06-CB)
RF Cable-high	Woken	RG402	High Cable-40G#1	18GHz ~ 40 GHz	Jul. 15, 2021	Jul. 14, 2022	Radiation (03CH06-CB)



Instrument	Brand	Model No.	Serial No.	Characteristics	Calibration Date	Calibration Due Date	Remark
RF Cable-high	Woken	RG402	High Cable-40G#2	18GHz ~ 40 GHz	Jul. 16, 2020	Jul. 15, 2021	Radiation (03CH06-CB)
RF Cable-high	Woken	RG402	High Cable-40G#2	18GHz ~ 40 GHz	Jul. 15, 2021	Jul. 14, 2022	Radiation (03CH06-CB)
Test Software	SPORTON	SENSE	V5.10	-	N.C.R.	N.C.R.	Radiation (03CH06-CB)
Spectrum analyzer	R&S	FSV40	101027	9kHz~40GHz	Aug. 15, 2022	Aug. 14, 2023	Conducted (TH02-CB)
Power Sensor	Anritsu	MA2411B	1126203	300MHz~40GHz	Oct. 17, 2022	Oct. 16, 2023	Conducted (TH02-CB)
Power Meter	Anritsu	ML2495A	1210004	300MHz~40GHz	Oct. 17, 2022	Oct. 16, 2023	Conducted (TH02-CB)
RF Cable-high	Woken	RG402	High Cable-01	1 GHz – 18 GHz	Oct. 03, 2022	Oct. 02, 2023	Conducted (TH02-CB)
RF Cable-high	Woken	RG402	High Cable-02	1 GHz – 18 GHz	Oct. 03, 2022	Oct. 02, 2023	Conducted (TH02-CB)
RF Cable-high	Woken	RG402	High Cable-03	1 GHz – 18 GHz	Oct. 03, 2022	Oct. 02, 2023	Conducted (TH02-CB)
RF Cable-high	Woken	RG402	High Cable-04	1 GHz – 18 GHz	Oct. 03, 2022	Oct. 02, 2023	Conducted (TH02-CB)
RF Cable-high	Woken	RG402	High Cable-05	1 GHz – 18 GHz	Oct. 03, 2022	Oct. 02, 2023	Conducted (TH02-CB)
Switch	SPTCB	SP-SWI	SWI-02	1 GHz ~26.5 GHz	Oct. 04, 2022	Oct. 03, 2023	Conducted (TH02-CB)
Test Software	SPORTON	SENSE	V5.10	-	N.C.R.	N.C.R.	Conducted (TH02-CB)
Spectrum analyzer	R&S	FSV40	101028	9kHz~40GHz	Dec. 31, 2020	Dec. 30, 2021	Conducted (TH03-CB)
Spectrum analyzer	R&S	FSV40	101028	9kHz~40GHz	Jan. 07, 2022	Jan. 06, 2023	Conducted (TH03-CB)
Signal Analyzer	R&S	FSV40	101904	9kHz ~ 40GHz	Apr. 15, 2021	Apr. 14, 2022	Conducted (TH03-CB)
Power Sensor	Anritsu	MA2411B	1531344	300MHz~40GHz	Jul. 27, 2021	Jul. 26, 2022	Conducted (TH03-CB)
Power Meter	Anritsu	ML2495A	1728002	300MHz~40GHz	Jul. 27, 2021	Jul. 26, 2022	Conducted (TH03-CB)
RF Cable-high	Woken	RG402	High Cable-11	1 GHz ~18 GHz	Oct. 05, 2020	Oct. 04, 2021	Conducted (TH03-CB)
RF Cable-high	Woken	RG402	High Cable-11	1 GHz ~18 GHz	Oct. 04, 2021	Oct. 03, 2022	Conducted (TH03-CB)
RF Cable-high	Woken	RG402	High Cable-12	1 GHz ~18 GHz	Oct. 05, 2020	Oct. 04, 2021	Conducted (TH03-CB)
RF Cable-high	Woken	RG402	High Cable-12	1 GHz ~18 GHz	Oct. 04, 2021	Oct. 03, 2022	Conducted (TH03-CB)
RF Cable-high	Woken	RG402	High Cable-13	1 GHz ~18 GHz	Oct. 05, 2020	Oct. 04, 2021	Conducted (TH03-CB)



Instrument	Brand	Model No.	Serial No.	Characteristics	Calibration Date	Calibration Due Date	Remark
RF Cable-high	Woken	RG402	High Cable-13	1 GHz –18 GHz	Oct. 04, 2021	Oct. 03, 2022	Conducted (TH03-CB)
RF Cable-high	Woken	RG402	High Cable-14	1 GHz –18 GHz	Oct. 05, 2020	Oct. 04, 2021	Conducted (TH03-CB)
RF Cable-high	Woken	RG402	High Cable-14	1 GHz –18 GHz	Oct. 04, 2021	Oct. 03, 2022	Conducted (TH03-CB)
RF Cable-high	Woken	RG402	High Cable-15	1 GHz –18 GHz	Oct. 05, 2020	Oct. 04, 2021	Conducted (TH03-CB)
RF Cable-high	Woken	RG402	High Cable-15	1 GHz –18 GHz	Oct. 04, 2021	Oct. 03, 2022	Conducted (TH03-CB)
Switch	SPTCB	SP-SWI	SWI-03	1 GHz –26.5 GHz	Dec. 13, 2021	Dec. 12, 2022	Conducted (TH03-CB)
RF Cable-high	Woken	RG402	SWI-03-P1	1 GHz –26.5 GHz	Dec. 13, 2021	Dec. 12, 2022	Conducted (TH03-CB)
RF Cable-high	Woken	RG402	SWI-03-P2	1 GHz –26.5 GHz	Dec. 13, 2021	Dec. 12, 2022	Conducted (TH03-CB)
RF Cable-high	Woken	RG402	SWI-03-P3	1 GHz –26.5 GHz	Dec. 13, 2021	Dec. 12, 2022	Conducted (TH03-CB)
RF Cable-high	Woken	RG402	SWI-03-P4	1 GHz –26.5 GHz	Dec. 13, 2021	Dec. 12, 2022	Conducted (TH03-CB)
RF Cable-high	Woken	RG402	SWI-03-P5	1 GHz –26.5 GHz	Dec. 13, 2021	Dec. 12, 2022	Conducted (TH03-CB)
Test Software	SPORTON	SENSE	V5.10	-	N.C.R.	N.C.R.	Conducted (TH03-CB)

Note: Calibration Interval of instruments listed above is one year.

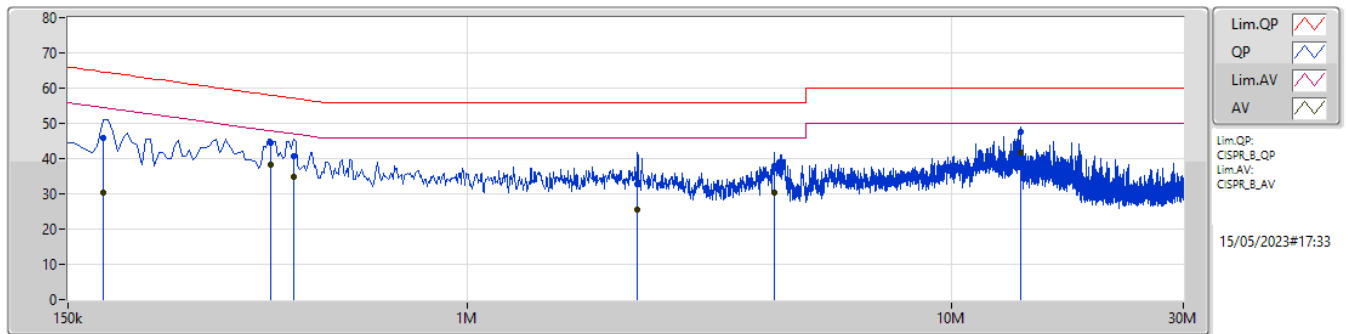
NCR means Non-Calibration required.



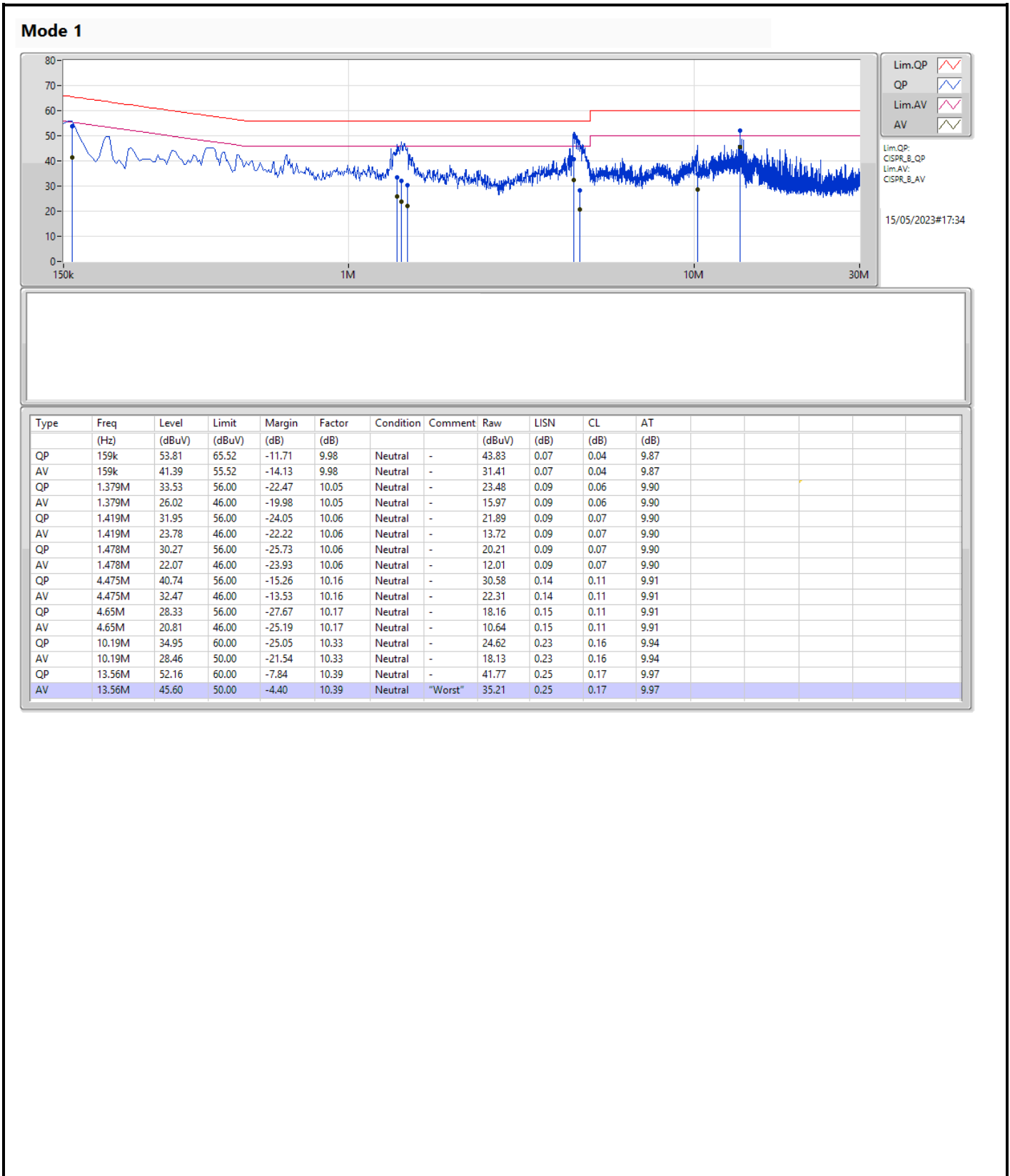
Summary

Mode	Result	Type	Freq (Hz)	Level (dBuV)	Limit (dBuV)	Margin (dB)	Condition
Mode 1	Pass	AV	13.56M	45.60	50.00	-4.40	Neutral

Mode 1



Type	Freq (Hz)	Level (dBuV)	Limit (dBuV)	Margin (dB)	Factor (dB)	Condition	Comment	Raw (dBuV)	LISN (dB)	CL (dB)	AT (dB)
QP	177k	45.82	64.62	-18.80	9.99	Line	-	35.83	0.08	0.04	9.87
AV	177k	30.31	54.62	-24.31	9.99	Line	-	20.32	0.08	0.04	9.87
QP	393k	44.45	58.01	-13.56	10.05	Line	-	34.40	0.09	0.06	9.90
AV	393k	38.28	48.01	-9.73	10.05	Line	-	28.23	0.09	0.06	9.90
QP	438k	40.77	57.11	-16.34	10.05	Line	-	30.72	0.09	0.06	9.90
AV	438k	34.79	47.11	-12.32	10.05	Line	-	24.74	0.09	0.06	9.90
QP	2.247M	32.83	56.00	-23.17	10.14	Line	-	22.69	0.15	0.09	9.90
AV	2.247M	25.59	46.00	-20.41	10.14	Line	-	15.45	0.15	0.09	9.90
QP	4.304M	38.06	56.00	-17.94	10.19	Line	-	27.87	0.18	0.10	9.91
AV	4.304M	30.22	46.00	-15.78	10.19	Line	-	20.03	0.18	0.10	9.91
QP	13.875M	47.44	60.00	-12.56	10.41	Line	-	37.03	0.27	0.17	9.97
AV	13.875M	41.72	50.00	-8.28	10.41	Line	"Worst"	31.31	0.27	0.17	9.97





Summary

Mode	Max-N dB (Hz)	Max-OBW (Hz)	ITU-Code	Min-N dB (Hz)	Min-OBW (Hz)
2.4-2.4835GHz	-	-	-	-	-
802.11b_Nss1,(1Mbps)_2TX	7.525M	11.544M	11M5G1D	6.55M	10.395M
802.11g_Nss1,(6Mbps)_2TX	16.35M	17.166M	17M2D1D	16.3M	16.942M

Max-N dB = Maximum 6dB down bandwidth; Max-OBW = Maximum 99% occupied bandwidth;
Min-N dB = Minimum 6dB down bandwidth; Min-OBW = Minimum 99% occupied bandwidth



Result

Mode	Result	Limit (Hz)	Port 1-N dB (Hz)	Port 1-OBW (Hz)	Port 2-N dB (Hz)	Port 2-OBW (Hz)
802.11b_Nss1,(1Mbps)_2TX	-	-	-	-	-	-
2412MHz	Pass	500k	7.025M	10.47M	7.525M	10.445M
2437MHz	Pass	500k	6.55M	11.544M	7.05M	11.219M
2462MHz	Pass	500k	7.025M	10.395M	6.575M	10.395M
802.11g_Nss1,(6Mbps)_2TX	-	-	-	-	-	-
2412MHz	Pass	500k	16.325M	17.016M	16.325M	17.016M
2437MHz	Pass	500k	16.325M	17.166M	16.325M	17.166M
2462MHz	Pass	500k	16.35M	16.942M	16.3M	16.967M

Port X-N dB = Port X 6dB down bandwidth;
Port X-OBW = Port X 99% occupied bandwidth

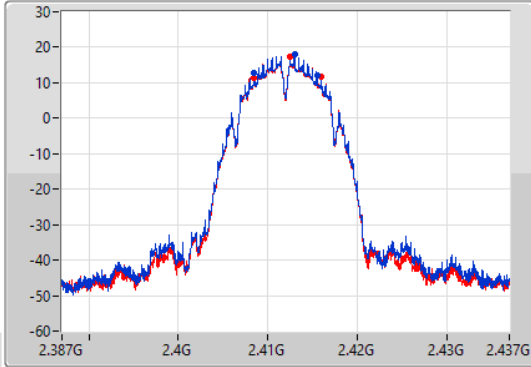
802.11b_Nss1,(1Mbps)_2TX

EBW

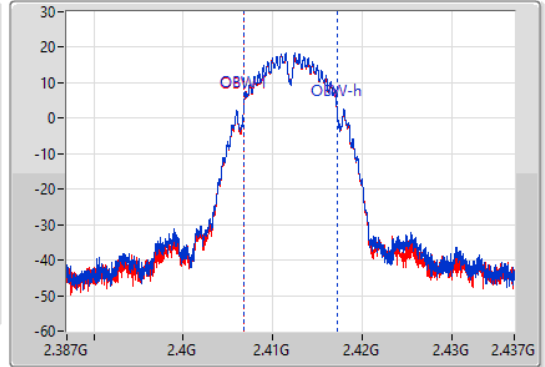
2412MHz

19/05/2022

CF
2.412GHz
Span
50MHz
RBW
100kHz
VBW
300kHz
Sweep Time
100ms
Detector Type
Peak



CF
2.412GHz
Span
50MHz
RBW
300kHz
VBW
1MHz
Sweep Time
100ms
Detector Type
Sample



6dB(Hz)	Fl-6dB(Hz)	Fh-6dB(Hz)	OBW(Hz)	Fl-OBW(Hz)	Fh-OBW(Hz)	Limit(Hz)	Port
7.025M	2.408475G	2.4155G	10.47M	2.406778G	2.417247G	500k	1
7.525M	2.40845G	2.415975G	10.445M	2.406778G	2.417222G	500k	2

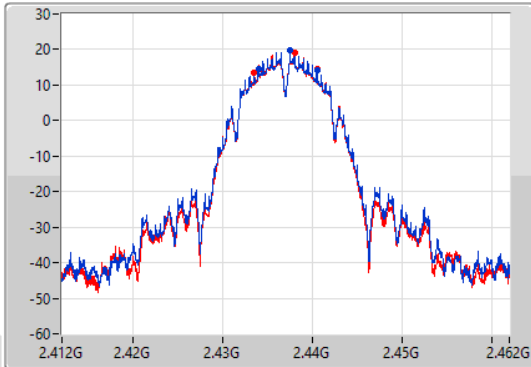
802.11b_Nss1,(1Mbps)_2TX

EBW

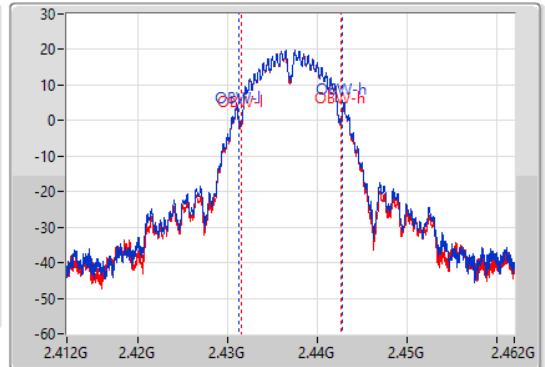
2437MHz

19/05/2022

CF
2.437GHz
Span
50MHz
RBW
100kHz
VBW
300kHz
Sweep Time
100ms
Detector Type
Peak



CF
2.437GHz
Span
50MHz
RBW
300kHz
VBW
1MHz
Sweep Time
100ms
Detector Type
Sample



6dB(Hz)	Fl-6dB(Hz)	Fh-6dB(Hz)	OBW(Hz)	Fl-OBW(Hz)	Fh-OBW(Hz)	Limit(Hz)	Port
6.55M	2.43395G	2.4405G	11.544M	2.431253G	2.442797G	500k	1
7.05M	2.43345G	2.4405G	11.219M	2.431453G	2.442672G	500k	2

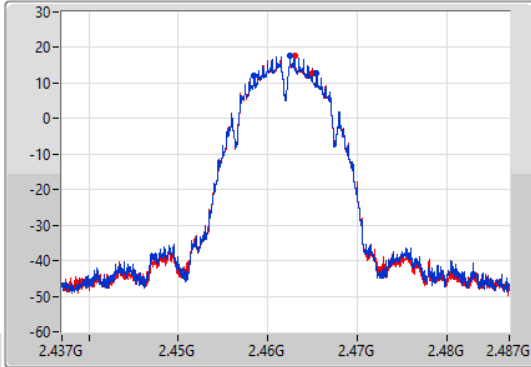
802.11b_Nss1,(1Mbps)_2TX

EBW

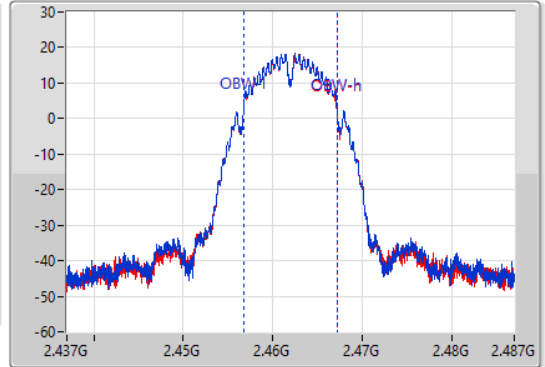
2462MHz

19/05/2022

CF
2.462GHz
Span
50MHz
RBW
100kHz
VBW
300kHz
Sweep Time
100ms
Detector Type
Peak



CF
2.462GHz
Span
50MHz
RBW
300kHz
VBW
1MHz
Sweep Time
100ms
Detector Type
Sample



6dB(Hz)	Fl-6dB(Hz)	Fh-6dB(Hz)	OBW(Hz)	Fl-OBW(Hz)	Fh-OBW(Hz)	Limit(Hz)	Port
7.025M	2.45845G	2.465475G	10.395M	2.456778G	2.467172G	500k	1
6.575M	2.45845G	2.465025G	10.395M	2.456778G	2.467172G	500k	2

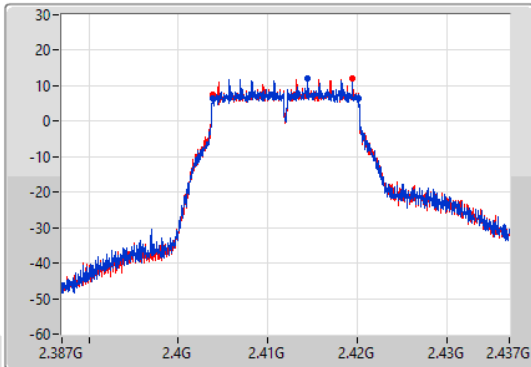
802.11g_Nss1,(6Mbps)_2TX

EBW

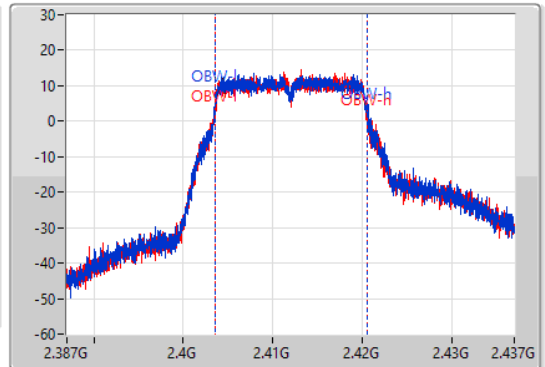
2412MHz

19/05/2022

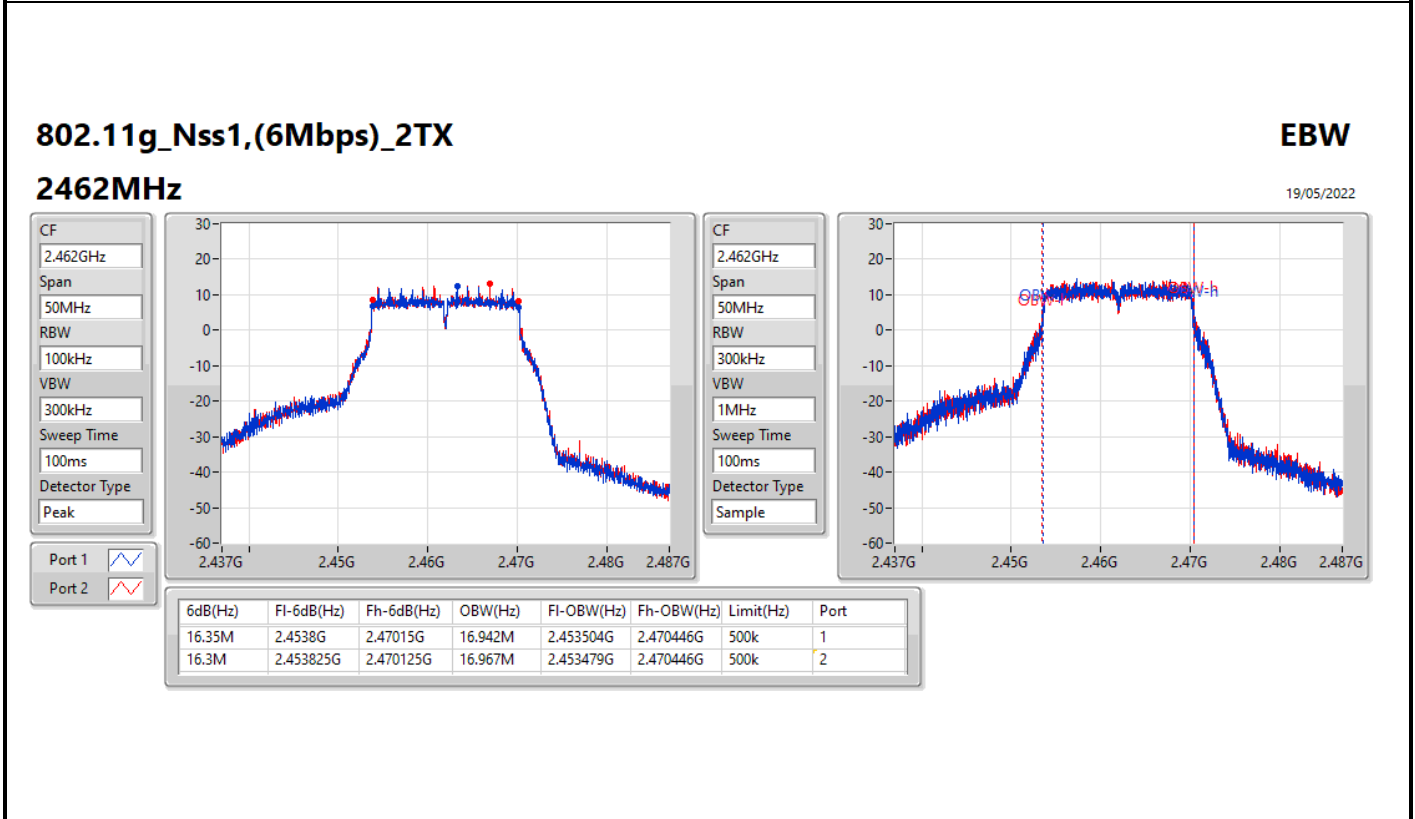
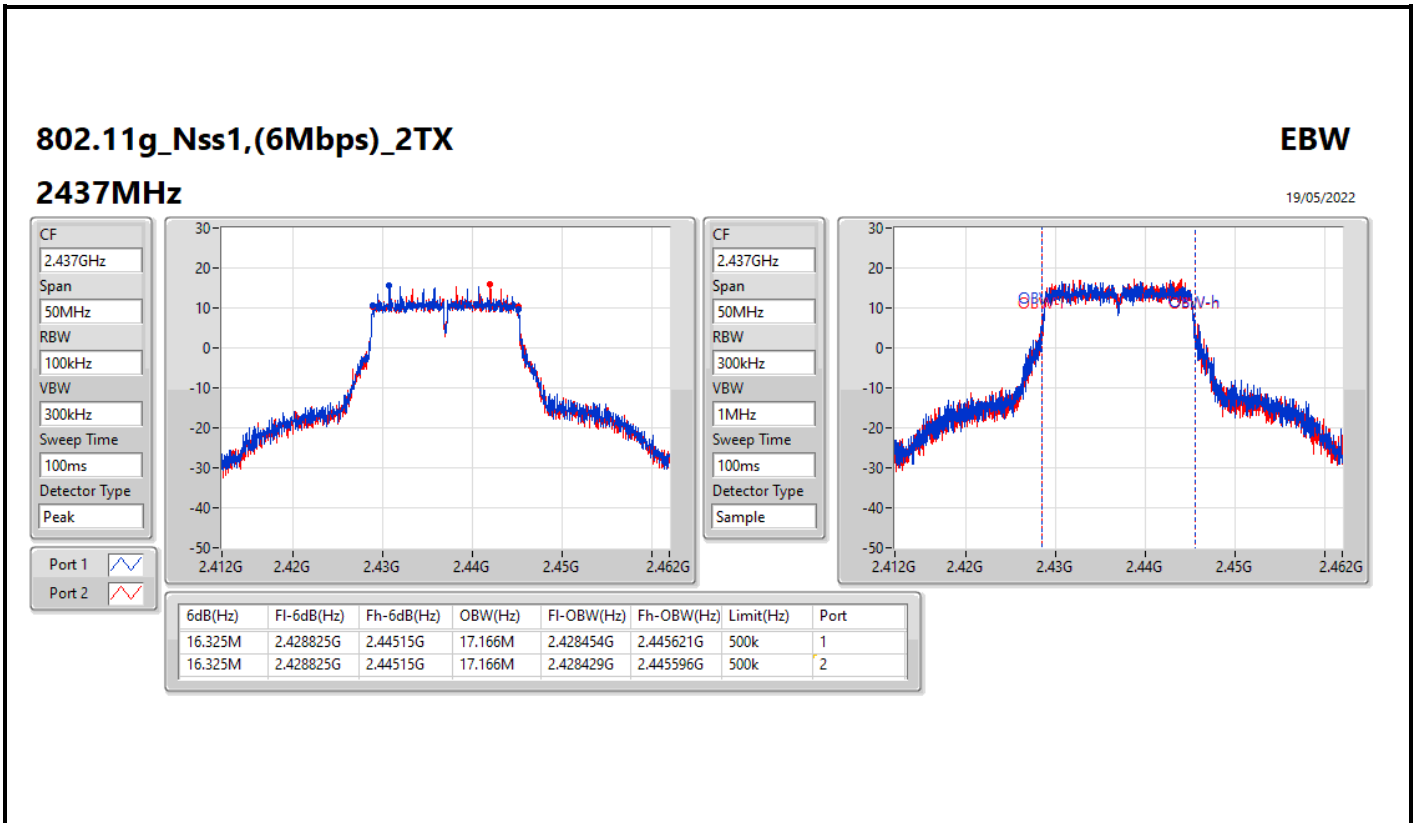
CF
2.412GHz
Span
50MHz
RBW
100kHz
VBW
300kHz
Sweep Time
100ms
Detector Type
Peak



CF
2.412GHz
Span
50MHz
RBW
300kHz
VBW
1MHz
Sweep Time
100ms
Detector Type
Sample



6dB(Hz)	Fl-6dB(Hz)	Fh-6dB(Hz)	OBW(Hz)	Fl-OBW(Hz)	Fh-OBW(Hz)	Limit(Hz)	Port
16.325M	2.403825G	2.42015G	17.016M	2.403554G	2.420571G	500k	1
16.325M	2.403825G	2.42015G	17.016M	2.403529G	2.420546G	500k	2





Summary

Mode	Max-N dB (Hz)	Max-OBW (Hz)	ITU-Code	Min-N dB (Hz)	Min-OBW (Hz)
2.4-2.4835GHz	-	-	-	-	-
802.11ax HEW20_Nss2,(MCS0)_2TX	18.875M	19.14M	19M1D1D	18M	19.04M
802.11ax HEW40_Nss2,(MCS0)_2TX	37.6M	37.881M	37M9D1D	37.1M	37.731M

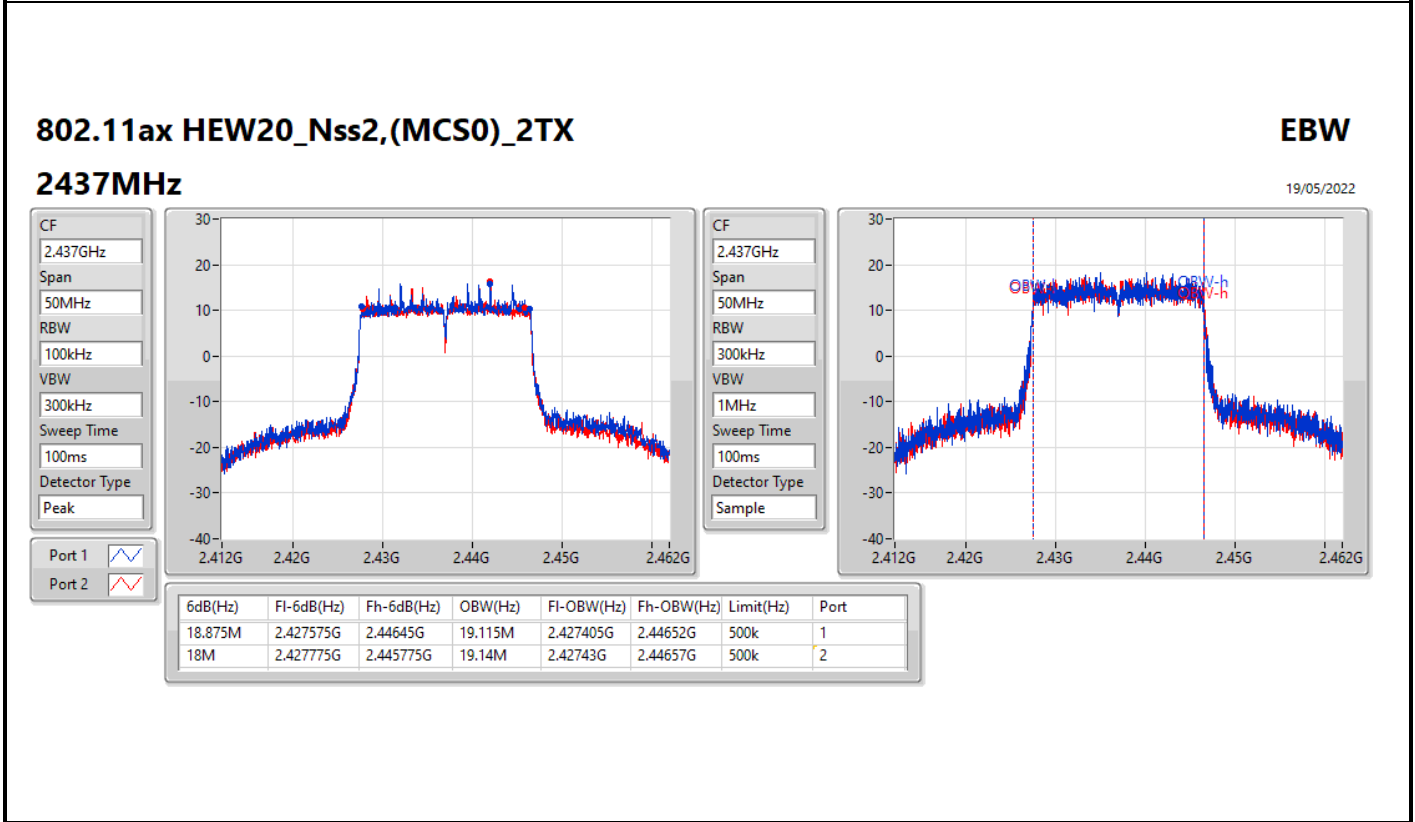
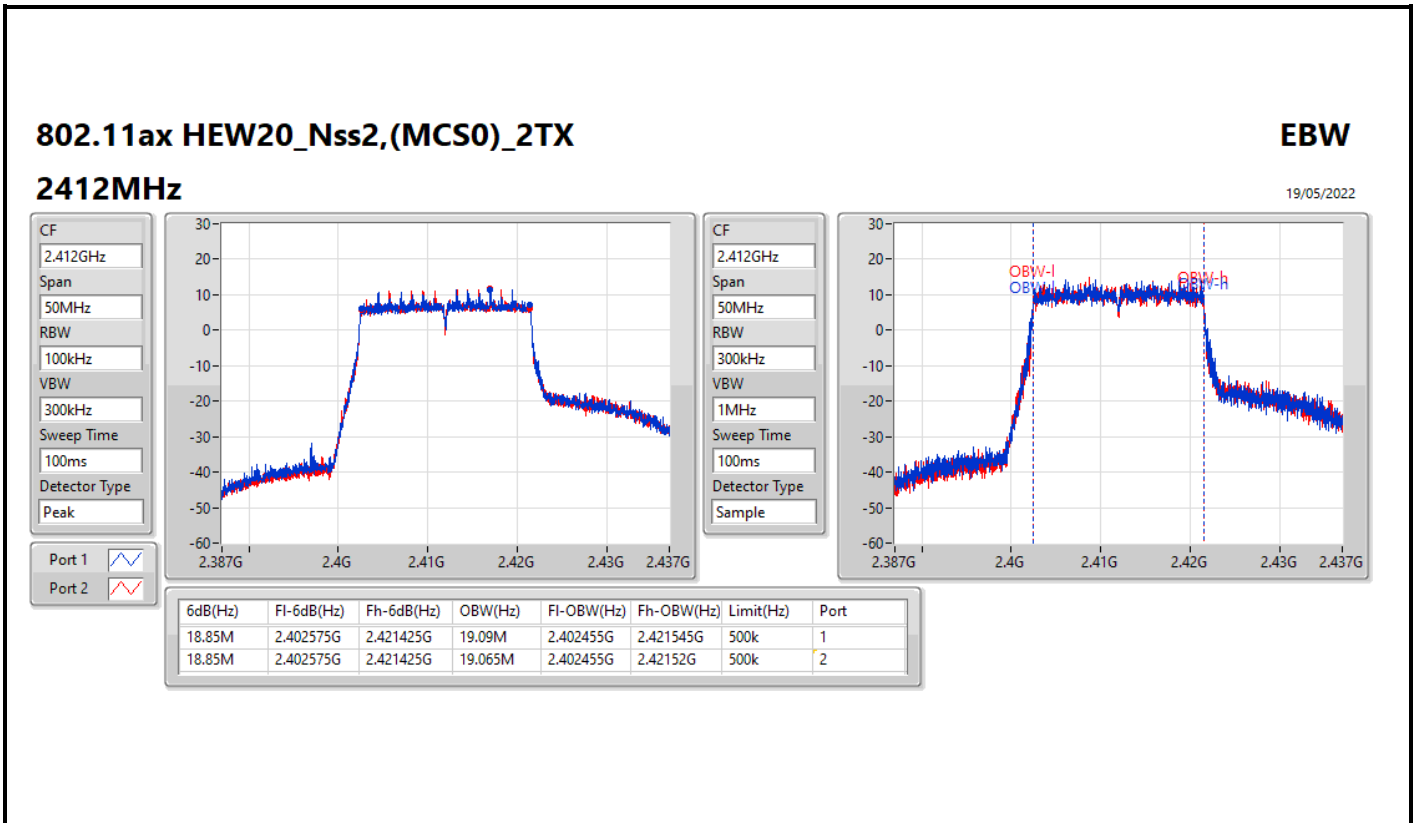
Max-N dB = Maximum 6dB down bandwidth; Max-OBW = Maximum 99% occupied bandwidth;
Min-N dB = Minimum 6dB down bandwidth; Min-OBW = Minimum 99% occupied bandwidth

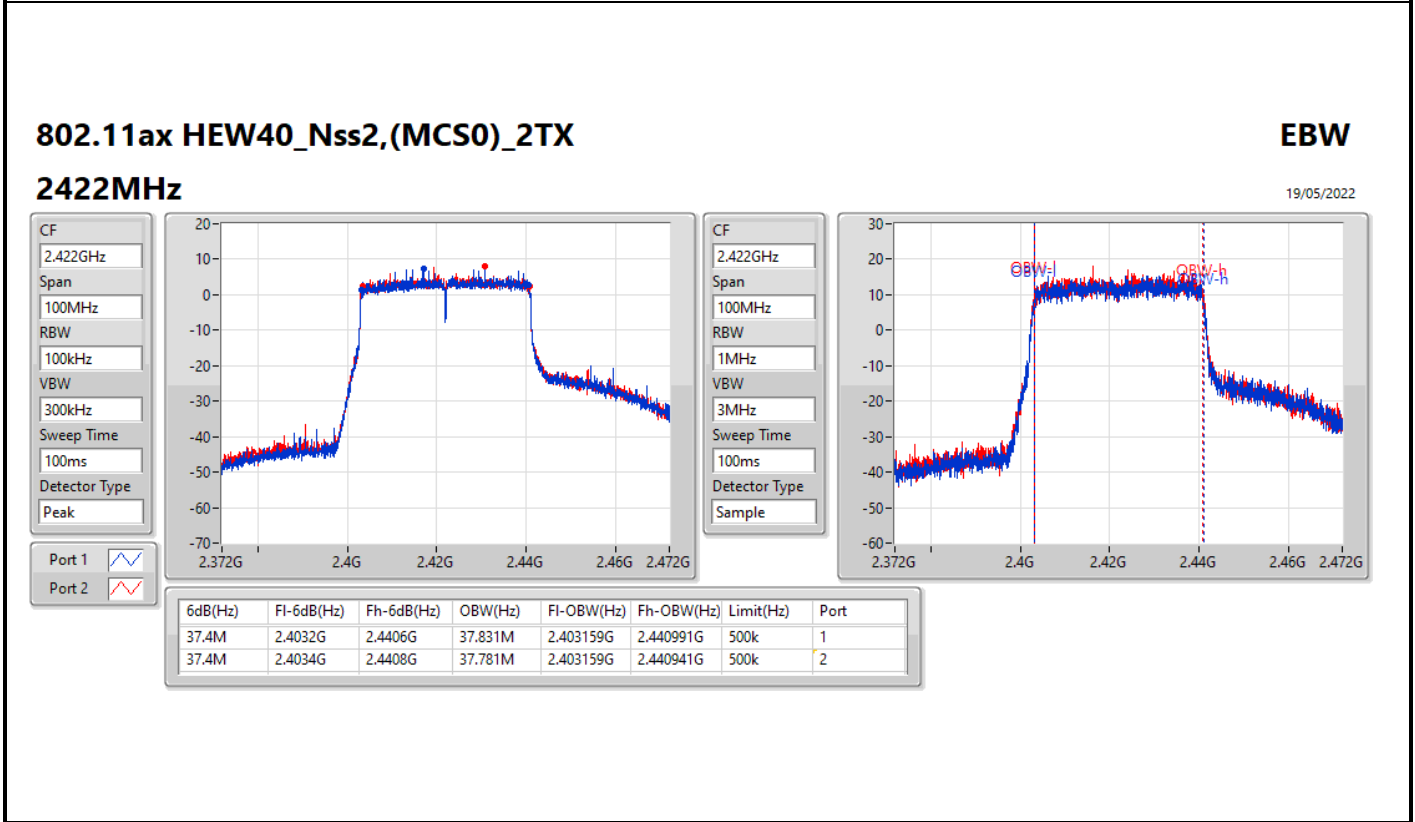
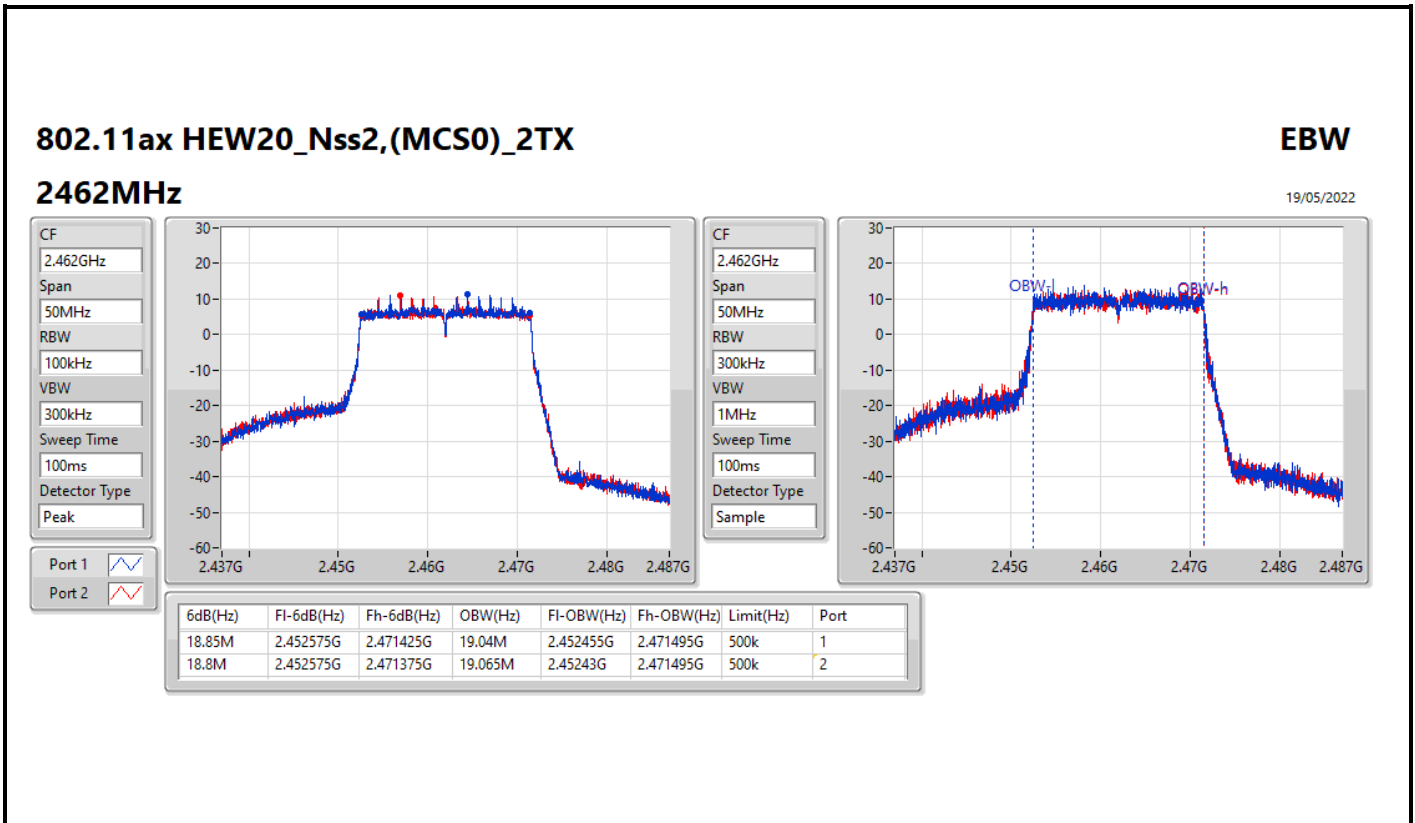


Result

Mode	Result	Limit (Hz)	Port 1-N dB (Hz)	Port 1-OBW (Hz)	Port 2-N dB (Hz)	Port 2-OBW (Hz)
802.11ax HEW20_Nss2,(MCS0)_2TX	-	-	-	-	-	-
2412MHz	Pass	500k	18.85M	19.09M	18.85M	19.065M
2437MHz	Pass	500k	18.875M	19.115M	18M	19.14M
2462MHz	Pass	500k	18.85M	19.04M	18.8M	19.065M
802.11ax HEW40_Nss2,(MCS0)_2TX	-	-	-	-	-	-
2422MHz	Pass	500k	37.4M	37.831M	37.4M	37.781M
2437MHz	Pass	500k	37.15M	37.731M	37.55M	37.731M
2452MHz	Pass	500k	37.1M	37.831M	37.6M	37.881M

Port X-N dB = Port X 6dB down bandwidth;
Port X-OBW = Port X 99% occupied bandwidth





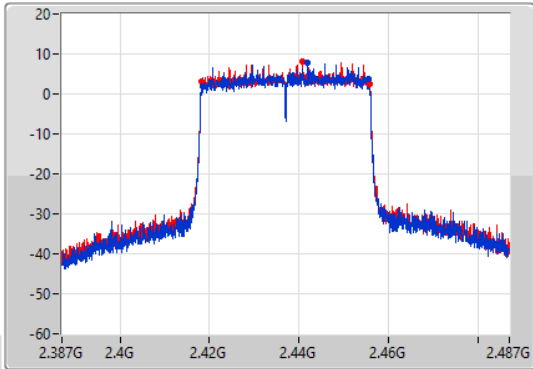
802.11ax HEW40_Nss2,(MCS0)_2TX

EBW

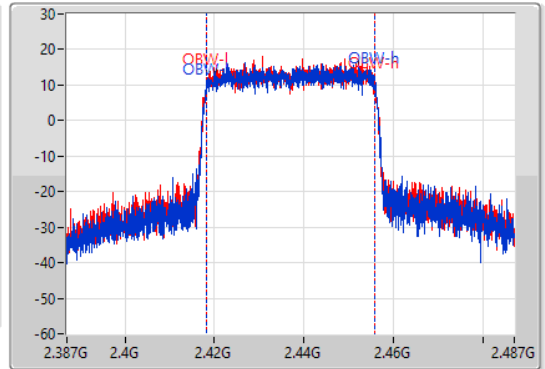
2437MHz

19/05/2022

CF
2.437GHz
Span
100MHz
RBW
100kHz
VBW
300kHz
Sweep Time
100ms
Detector Type
Peak



CF
2.437GHz
Span
100MHz
RBW
1MHz
VBW
3MHz
Sweep Time
100ms
Detector Type
Sample



6dB(Hz)	Fl-6dB(Hz)	Fh-6dB(Hz)	OBW(Hz)	Fl-OBW(Hz)	Fh-OBW(Hz)	Limit(Hz)	Port
37.15M	2.41845G	2.4556G	37.731M	2.418209G	2.455941G	500k	1
37.55M	2.4182G	2.45575G	37.731M	2.418159G	2.455891G	500k	2

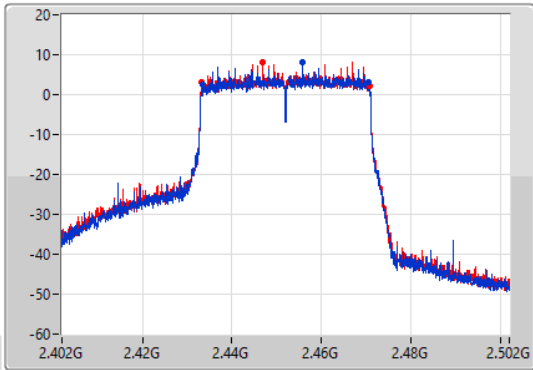
802.11ax HEW40_Nss2,(MCS0)_2TX

EBW

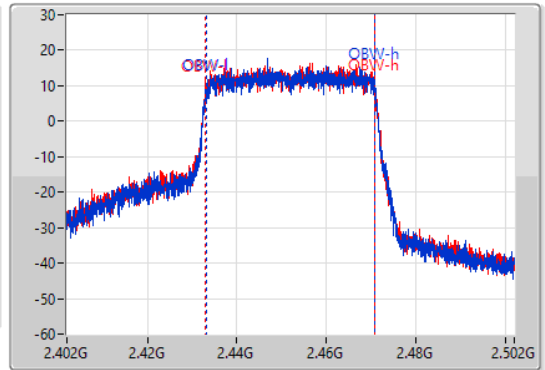
2452MHz

19/05/2022

CF
2.452GHz
Span
100MHz
RBW
100kHz
VBW
300kHz
Sweep Time
100ms
Detector Type
Peak



CF
2.452GHz
Span
100MHz
RBW
1MHz
VBW
3MHz
Sweep Time
100ms
Detector Type
Sample



6dB(Hz)	Fl-6dB(Hz)	Fh-6dB(Hz)	OBW(Hz)	Fl-OBW(Hz)	Fh-OBW(Hz)	Limit(Hz)	Port
37.1M	2.43345G	2.47055G	37.831M	2.433059G	2.470891G	500k	1
37.6M	2.43315G	2.47075G	37.881M	2.433009G	2.470891G	500k	2



Summary

Mode	Max-N dB (Hz)	Max-OBW (Hz)	ITU-Code	Min-N dB (Hz)	Min-OBW (Hz)
2.4-2.4835GHz	-	-	-	-	-
802.11ax HEW20-BF_Nss1,(MCS0)_2TX	18.975M	19.14M	19M1D1D	18.8M	19.04M
802.11ax HEW40-BF_Nss1,(MCS0)_2TX	37.65M	37.831M	37M8D1D	36.5M	37.681M

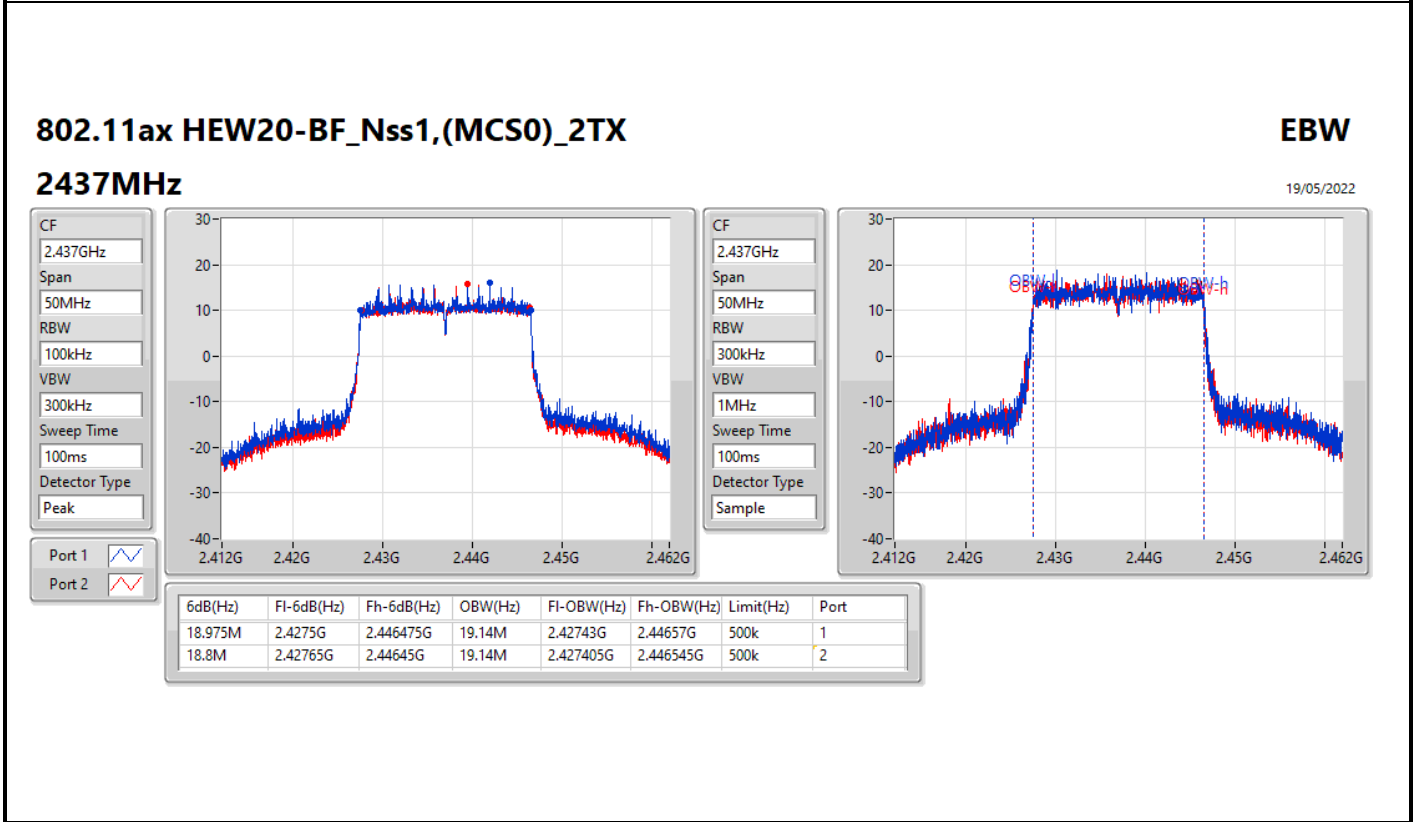
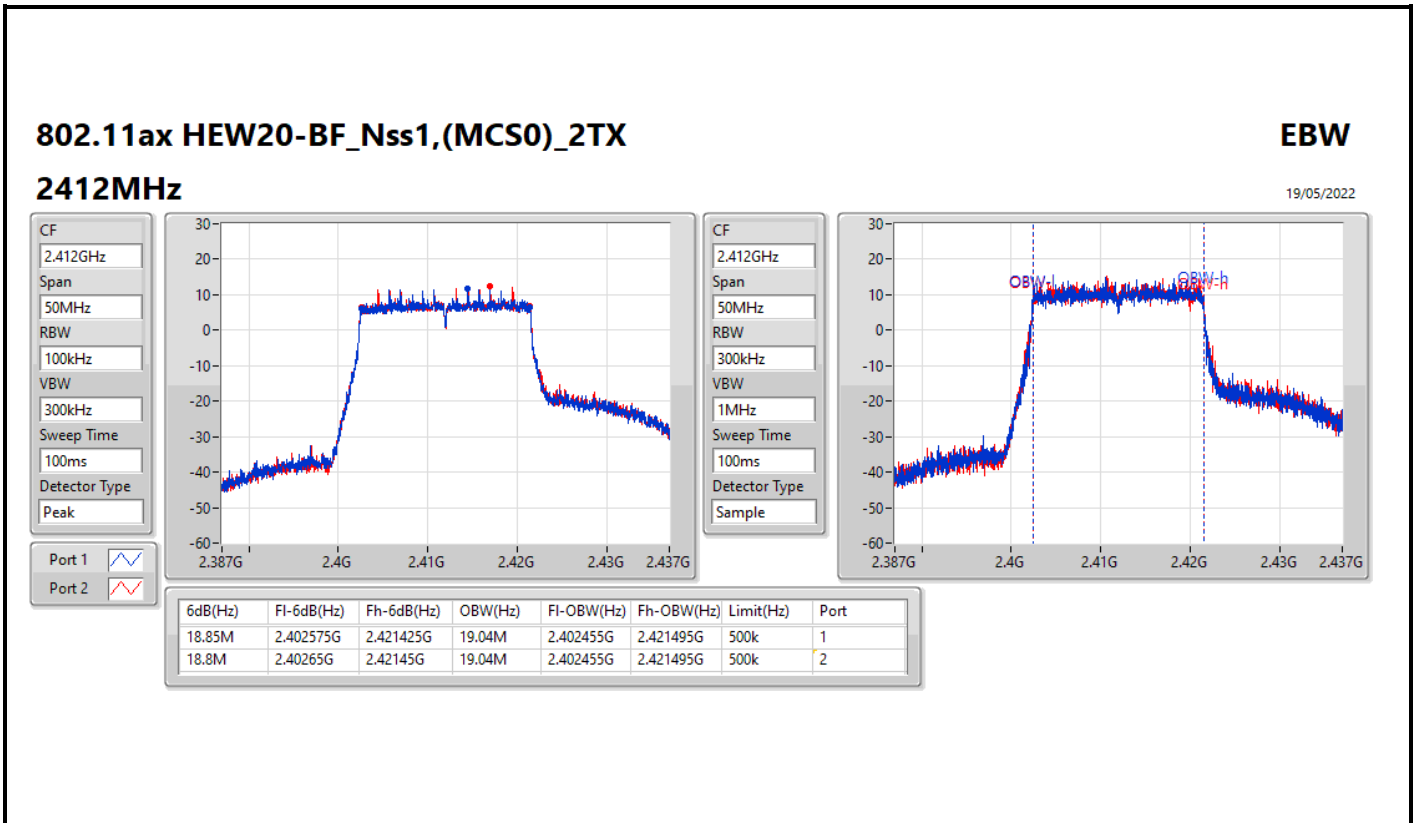
Max-N dB = Maximum 6dB down bandwidth; Max-OBW = Maximum 99% occupied bandwidth;
Min-N dB = Minimum 6dB down bandwidth; Min-OBW = Minimum 99% occupied bandwidth



Result

Mode	Result	Limit (Hz)	Port 1-N dB (Hz)	Port 1-OBW (Hz)	Port 2-N dB (Hz)	Port 2-OBW (Hz)
802.11ax HEW20-BF_Nss1,(MCS0)_2TX	-	-	-	-	-	-
2412MHz	Pass	500k	18.85M	19.04M	18.8M	19.04M
2437MHz	Pass	500k	18.975M	19.14M	18.8M	19.14M
2462MHz	Pass	500k	18.925M	19.04M	18.8M	19.065M
802.11ax HEW40-BF_Nss1,(MCS0)_2TX	-	-	-	-	-	-
2422MHz	Pass	500k	37.4M	37.831M	36.5M	37.831M
2437MHz	Pass	500k	37.55M	37.731M	37.65M	37.681M
2452MHz	Pass	500k	37.3M	37.781M	36.95M	37.781M

Port X-N dB = Port X 6dB down bandwidth;
Port X-OBW = Port X 99% occupied bandwidth

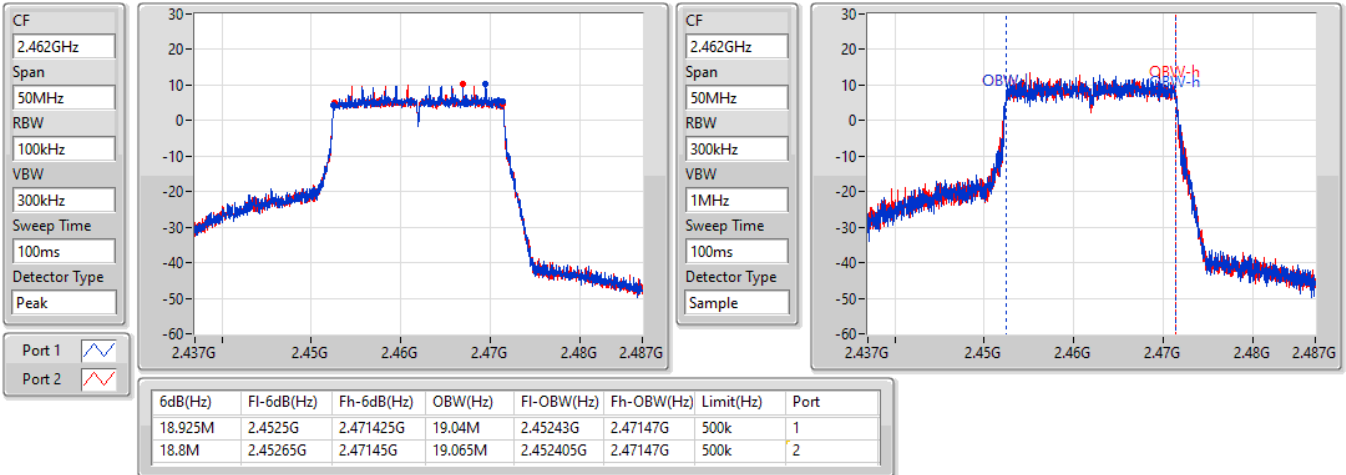


802.11ax HEW20-BF_Nss1,(MCS0)_2TX

EBW

2462MHz

19/05/2022

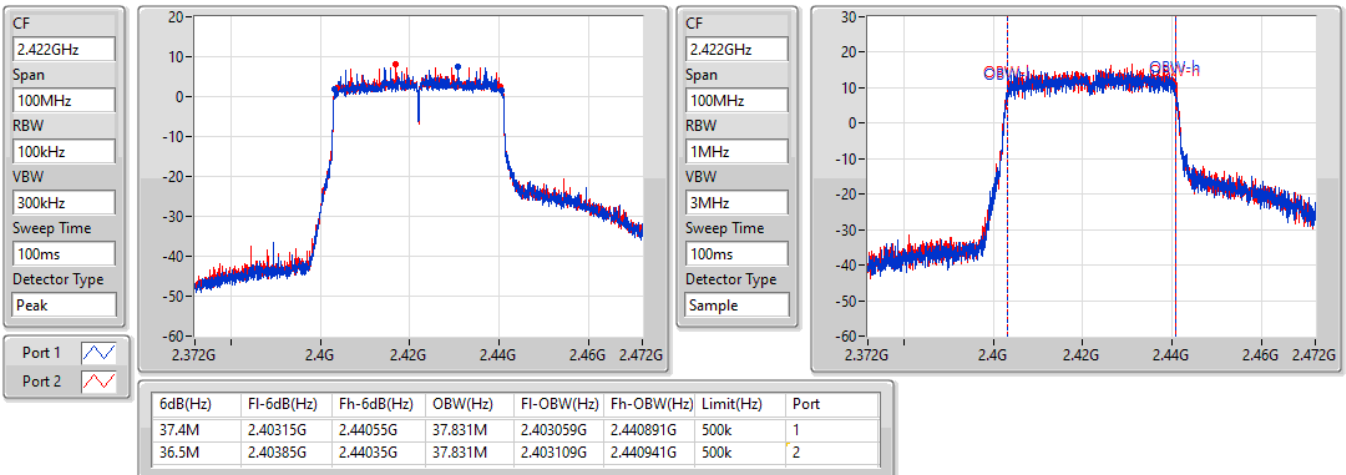


802.11ax HEW40-BF_Nss1,(MCS0)_2TX

EBW

2422MHz

19/05/2022



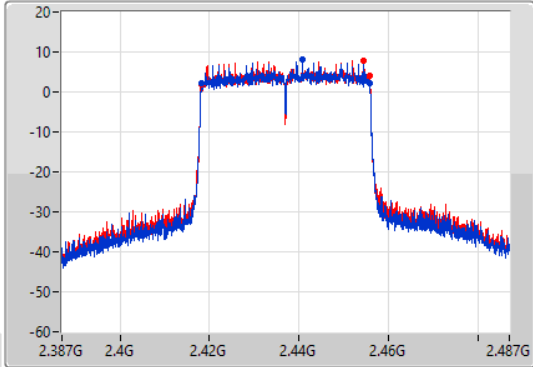
802.11ax HEW40-BF_Nss1,(MCS0)_2TX

EBW

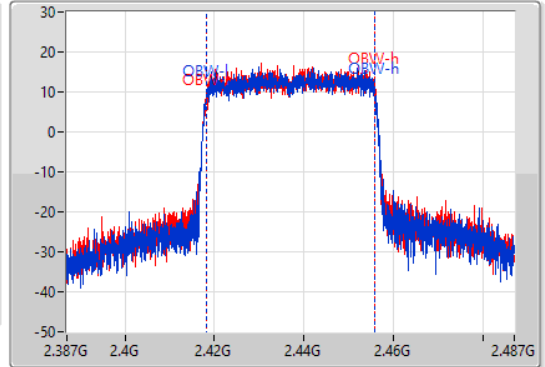
2437MHz

19/05/2022

CF
2.437GHz
Span
100MHz
RBW
100kHz
VBW
300kHz
Sweep Time
100ms
Detector Type
Peak



CF
2.437GHz
Span
100MHz
RBW
1MHz
VBW
3MHz
Sweep Time
100ms
Detector Type
Sample



6dB(Hz)	Fl-6dB(Hz)	Fh-6dB(Hz)	OBW(Hz)	Fl-OBW(Hz)	Fh-OBW(Hz)	Limit(Hz)	Port
37.55M	2.41825G	2.4558G	37.731M	2.418159G	2.455891G	500k	1
37.65M	2.4181G	2.45575G	37.681M	2.418209G	2.455891G	500k	2

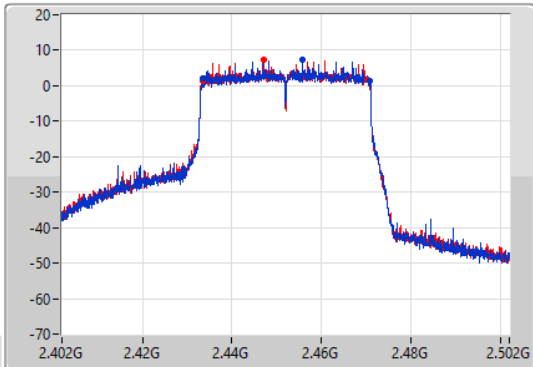
802.11ax HEW40-BF_Nss1,(MCS0)_2TX

EBW

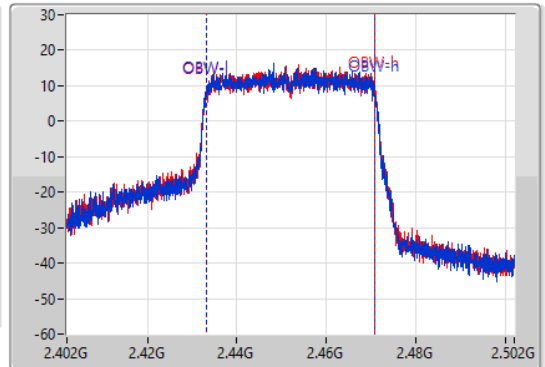
2452MHz

19/05/2022

CF
2.452GHz
Span
100MHz
RBW
100kHz
VBW
300kHz
Sweep Time
100ms
Detector Type
Peak



CF
2.452GHz
Span
100MHz
RBW
1MHz
VBW
3MHz
Sweep Time
100ms
Detector Type
Sample



6dB(Hz)	Fl-6dB(Hz)	Fh-6dB(Hz)	OBW(Hz)	Fl-OBW(Hz)	Fh-OBW(Hz)	Limit(Hz)	Port
37.3M	2.4334G	2.4707G	37.781M	2.433059G	2.470841G	500k	1
36.95M	2.4334G	2.47035G	37.781M	2.433109G	2.470891G	500k	2



Summary

Mode	Total Power (dBm)	Total Power (W)
2.4-2.4835GHz	-	-
802.11b_Nss1,(1Mbps)_2TX	29.95	0.98855
802.11g_Nss1,(6Mbps)_2TX	29.58	0.90782



Result

Mode	Result	DG (dBi)	Port 1 (dBm)	Port 2 (dBm)	Total Power (dBm)	Power Limit (dBm)
802.11b_Nss1,(1Mbps)_2TX	-	-	-	-	-	-
2412MHz	Pass	3.33	25.63	25.31	28.48	30.00
2437MHz	Pass	3.33	26.99	26.89	29.95	30.00
2462MHz	Pass	3.33	25.47	25.33	28.41	30.00
802.11g_Nss1,(6Mbps)_2TX	-	-	-	-	-	-
2412MHz	Pass	3.33	23.12	23.06	26.10	30.00
2417MHz	Pass	3.33	24.05	23.99	27.03	30.00
2437MHz	Pass	3.33	26.57	26.56	29.58	30.00
2462MHz	Pass	3.33	23.69	23.96	26.84	30.00

DG = Directional Gain; Port X = Port X output power



Summary

Mode	Total Power (dBm)	Total Power (W)
2.4-2.4835GHz	-	-
802.11ax HEW20_Nss2,(MCS0)_2TX	29.82	0.95940
802.11ax HEW40_Nss2,(MCS0)_2TX	25.68	0.36983



Result

Mode	Result	DG (dBi)	Port 1 (dBm)	Port 2 (dBm)	Total Power (dBm)	Power Limit (dBm)
802.11ax HEW20_Nss2,(MCS0)_2TX	-	-	-	-	-	-
2412MHz	Pass	3.33	22.69	22.78	25.75	30.00
2417MHz	Pass	3.33	24.19	24.28	27.25	30.00
2437MHz	Pass	3.33	26.82	26.79	29.82	30.00
2457MHz	Pass	3.33	24.14	24.27	27.22	30.00
2462MHz	Pass	3.33	22.26	22.24	25.26	30.00
802.11ax HEW40_Nss2,(MCS0)_2TX	-	-	-	-	-	-
2422MHz	Pass	3.33	21.62	21.64	24.64	30.00
2437MHz	Pass	3.33	22.44	22.89	25.68	30.00
2452MHz	Pass	3.33	21.90	22.19	25.06	30.00

DG = Directional Gain; Port X = Port X output power



Summary

Mode	Total Power (dBm)	Total Power (W)
2.4-2.4835GHz	-	-
802.11ax HEW20-BF_Nss1,(MCS0)_2TX	29.88	0.97275
802.11ax HEW40-BF_Nss1,(MCS0)_2TX	25.61	0.36392



Result

Mode	Result	DG (dBi)	Port 1 (dBm)	Port 2 (dBm)	Total Power (dBm)	Power Limit (dBm)
802.11ax HEW20-BF_Nss1,(MCS0)_2TX	-	-	-	-	-	-
2412MHz	Pass	4.67	22.99	22.94	25.98	30.00
2417MHz	Pass	4.67	24.25	24.17	27.22	30.00
2437MHz	Pass	4.67	26.88	26.86	29.88	30.00
2457MHz	Pass	4.67	24.77	24.71	27.75	30.00
2462MHz	Pass	4.67	21.30	21.35	24.34	30.00
802.11ax HEW40-BF_Nss1,(MCS0)_2TX	-	-	-	-	-	-
2422MHz	Pass	4.67	21.82	22.17	25.01	30.00
2437MHz	Pass	4.67	22.42	22.78	25.61	30.00
2452MHz	Pass	4.67	21.31	21.53	24.43	30.00

DG = Directional Gain; Port X = Port X output power



Summary

Mode	PD (dBm/RBW)
2.4-2.4835GHz	-
802.11b_Nss1,(1Mbps)_2TX	7.14
802.11g_Nss1,(6Mbps)_2TX	3.20

RBW = 3kHz:



Result

Mode	Result	DG (dBi)	Port 1 (dBm/RBW)	Port 2 (dBm/RBW)	PD (dBm/RBW)	PD Limit (dBm/RBW)
802.11b_Nss1,(1Mbps)_2TX	-	-	-	-	-	-
2412MHz	Pass	4.67	4.23	3.33	5.34	8.00
2437MHz	Pass	4.67	5.74	4.97	7.14	8.00
2462MHz	Pass	4.67	1.93	3.20	5.10	8.00
802.11g_Nss1,(6Mbps)_2TX	-	-	-	-	-	-
2412MHz	Pass	4.67	-3.23	-3.19	-1.28	8.00
2437MHz	Pass	4.67	0.30	0.16	3.20	8.00
2462MHz	Pass	4.67	-2.70	-0.51	1.01	8.00

DG = Directional Gain; RBW = 3kHz;
PD = trace bin-by-bin of each transmits port summing can be performed maximum power density; Port X = Port X Power Density;

802.11b_Nss1,(1Mbps)_2TX

PSD

2412MHz

19/05/2022

CF
2.412GHz

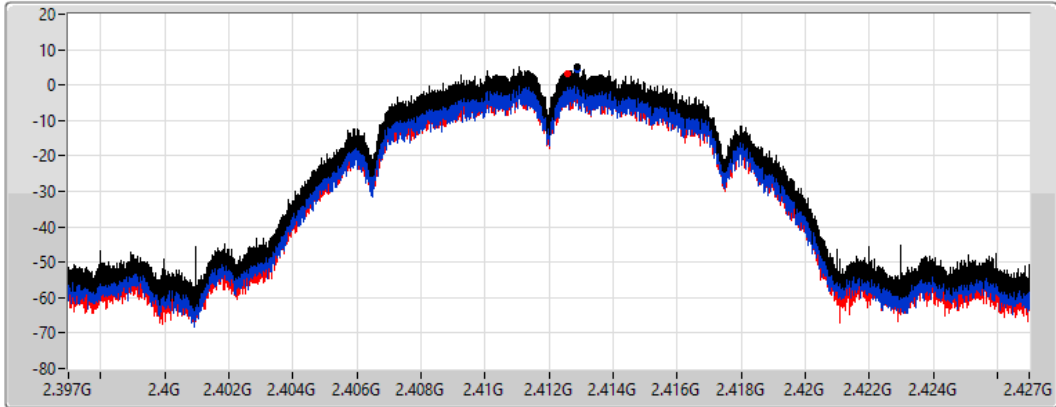
Span
30MHz


RBW
3kHz


VBW
10kHz


Sweep Time
4.424357ms

Detector Type
Peak



Sum 

Port 1 

Port 2 

Sum	PD	Port 1	Port 2
(dBm/RBW)	(dBm/RBW)	(dBm/RBW)	(dBm/RBW)
5.34	5.34	4.23	3.33

802.11b_Nss1,(1Mbps)_2TX

PSD

2437MHz

19/05/2022

CF
2.437GHz

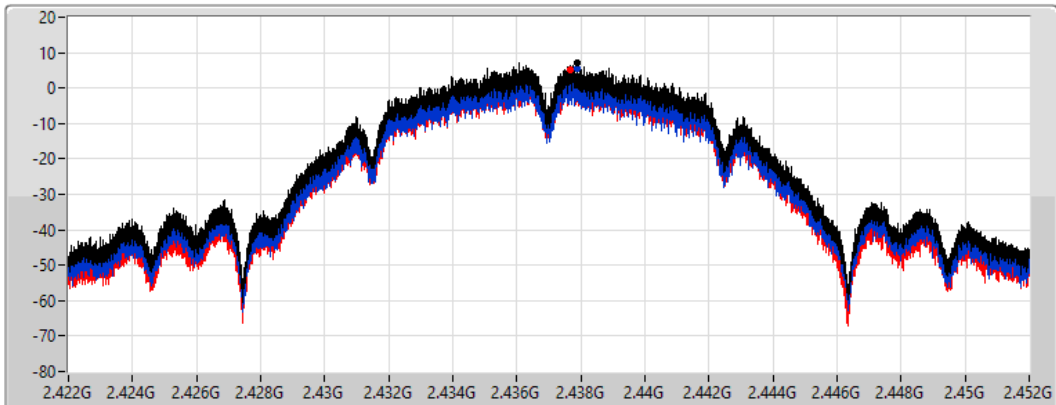
Span
30MHz


RBW
3kHz


VBW
10kHz


Sweep Time
4.424357ms

Detector Type
Peak



Sum 

Port 1 

Port 2 

Sum	PD	Port 1	Port 2
(dBm/RBW)	(dBm/RBW)	(dBm/RBW)	(dBm/RBW)
7.14	7.14	5.74	4.97

802.11b_Nss1,(1Mbps)_2TX

PSD

2462MHz

19/05/2022

CF
2.462GHz

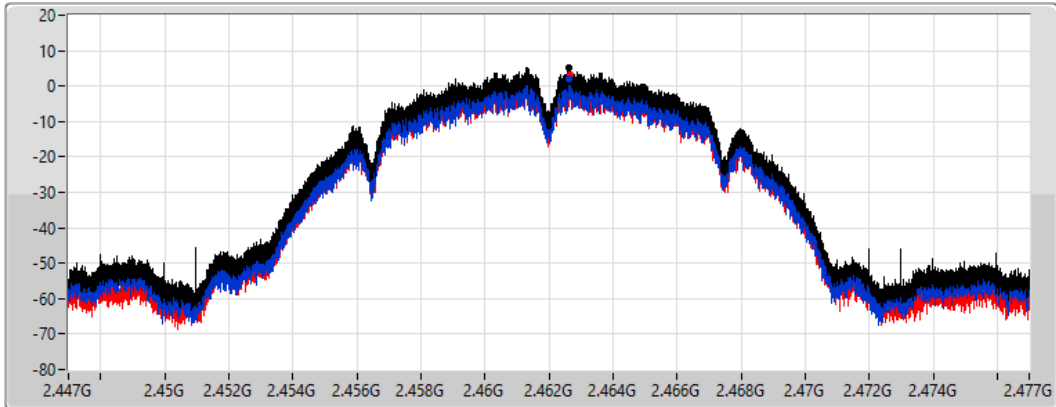
Span
30MHz


RBW
3kHz


VBW
10kHz


Sweep Time
4.424357ms

Detector Type
Peak



Sum 

Port 1 

Port 2 

Sum	PD	Port 1	Port 2
(dBm/RBW)	(dBm/RBW)	(dBm/RBW)	(dBm/RBW)
5.10	5.10	1.93	3.20

802.11g_Nss1,(6Mbps)_2TX

PSD

2412MHz

19/05/2022

CF
2.412GHz

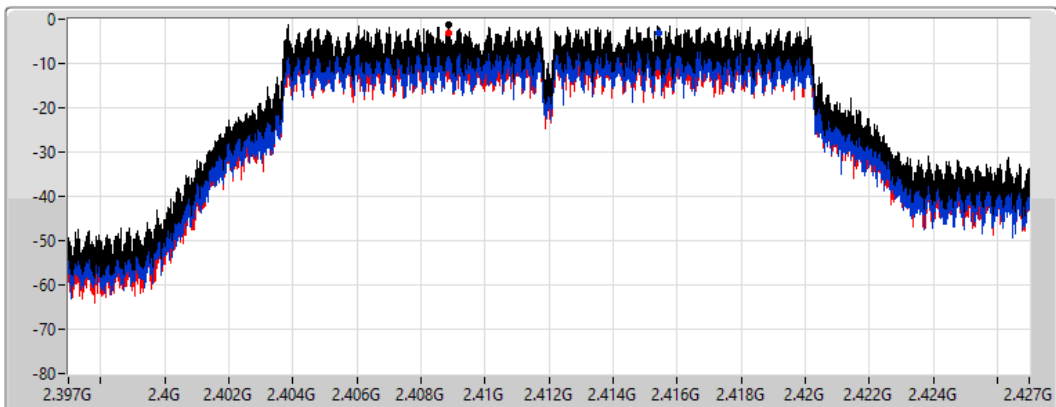
Span
30MHz


RBW
3kHz


VBW
10kHz


Sweep Time
4.424357ms

Detector Type
Peak



Sum 

Port 1 

Port 2 

Sum	PD	Port 1	Port 2
(dBm/RBW)	(dBm/RBW)	(dBm/RBW)	(dBm/RBW)
-1.28	-1.28	-3.23	-3.19

802.11g_Nss1,(6Mbps)_2TX

PSD

2437MHz

19/05/2022

CF
2.437GHz

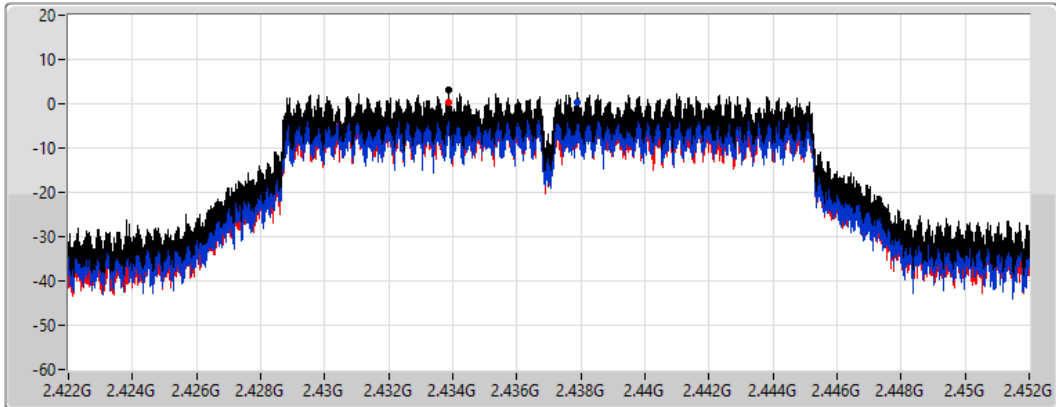
Span
30MHz


RBW
3kHz


VBW
10kHz


Sweep Time
4.424357ms

Detector Type
Peak



Sum 

Port 1 

Port 2 

Sum	PD	Port 1	Port 2
(dBm/RBW)	(dBm/RBW)	(dBm/RBW)	(dBm/RBW)
3.20	3.20	0.30	0.16

802.11g_Nss1,(6Mbps)_2TX

PSD

2462MHz

19/05/2022

CF
2.462GHz

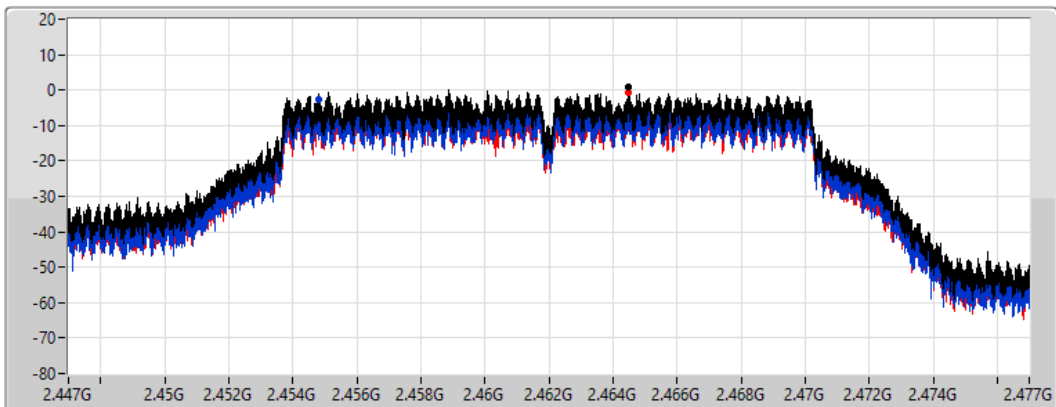
Span
30MHz


RBW
3kHz


VBW
10kHz


Sweep Time
4.424357ms

Detector Type
Peak



Sum 

Port 1 

Port 2 

Sum	PD	Port 1	Port 2
(dBm/RBW)	(dBm/RBW)	(dBm/RBW)	(dBm/RBW)
1.01	1.01	-2.70	-0.51



Summary

Mode	PD (dBm/RBW)
2.4-2.4835GHz	-
802.11ax HEW20_Nss2,(MCS0)_2TX	1.92
802.11ax HEW40_Nss2,(MCS0)_2TX	-4.83

RBW = 3kHz;



Result

Mode	Result	DG (dBi)	Port 1 (dBm/RBW)	Port 2 (dBm/RBW)	PD (dBm/RBW)	PD Limit (dBm/RBW)
802.11ax HEW20_Nss2,(MCS0)_2TX	-	-	-	-	-	-
2412MHz	Pass	3.33	-4.06	-3.65	-2.58	8.00
2437MHz	Pass	3.33	-0.79	0.33	1.92	8.00
2462MHz	Pass	3.33	-4.66	-3.25	-2.76	8.00
802.11ax HEW40_Nss2,(MCS0)_2TX	-	-	-	-	-	-
2422MHz	Pass	3.33	-7.00	-6.14	-5.05	8.00
2437MHz	Pass	3.33	-6.11	-6.43	-4.83	8.00
2452MHz	Pass	3.33	-6.63	-6.63	-5.53	8.00

DG = Directional Gain; RBW = 3kHz;
PD = trace bin-by-bin of each transmits port summing can be performed maximum power density; Port X = Port X Power Density;

802.11ax HEW20_Nss2,(MCS0)_2TX

PSD

2412MHz

19/05/2022

CF
2.412GHz

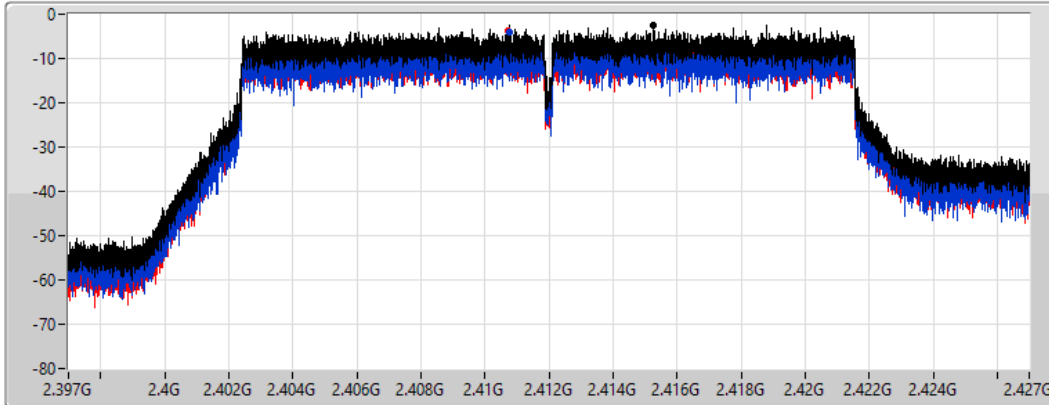
Span
30MHz


RBW
3kHz


VBW
10kHz


Sweep Time
4.424357ms

Detector Type
Peak



Sum 

Port 1 

Port 2 

Sum	PD	Port 1	Port 2
(dBm/RBW)	(dBm/RBW)	(dBm/RBW)	(dBm/RBW)
-2.58	-2.58	-4.06	-3.65

802.11ax HEW20_Nss2,(MCS0)_2TX

PSD

2437MHz

19/05/2022

CF
2.437GHz

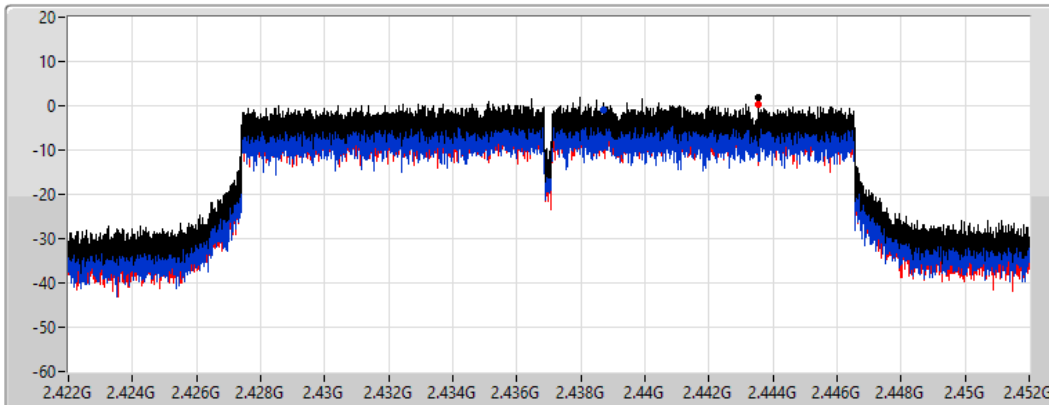
Span
30MHz


RBW
3kHz


VBW
10kHz


Sweep Time
4.424357ms

Detector Type
Peak



Sum 

Port 1 

Port 2 

Sum	PD	Port 1	Port 2
(dBm/RBW)	(dBm/RBW)	(dBm/RBW)	(dBm/RBW)
1.92	1.92	-0.79	0.33

802.11ax HEW20_Nss2,(MCS0)_2TX

PSD

2462MHz

19/05/2022

CF
2.462GHz

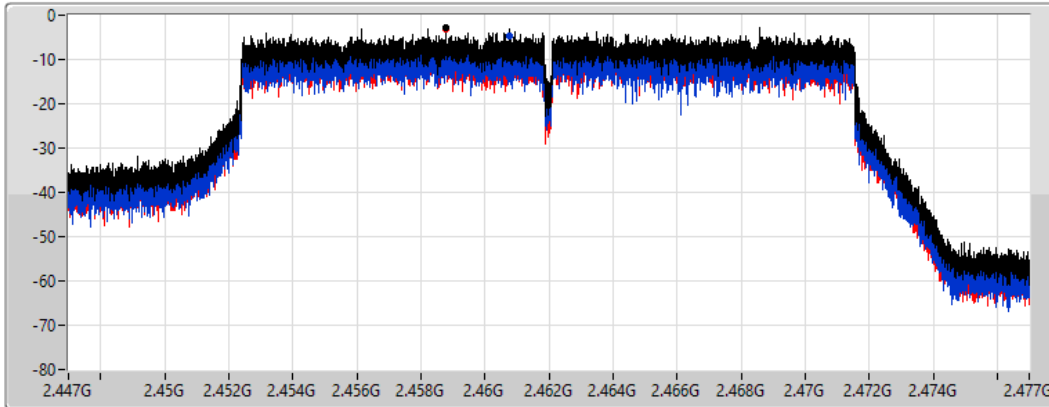
Span
30MHz


RBW
3kHz


VBW
10kHz


Sweep Time
4.424357ms

Detector Type
Peak



Sum 

Port 1 

Port 2 

Sum	PD	Port 1	Port 2
(dBm/RBW)	(dBm/RBW)	(dBm/RBW)	(dBm/RBW)
-2.76	-2.76	-4.66	-3.25

802.11ax HEW40_Nss2,(MCS0)_2TX

PSD

2422MHz

19/05/2022

CF
2.422GHz

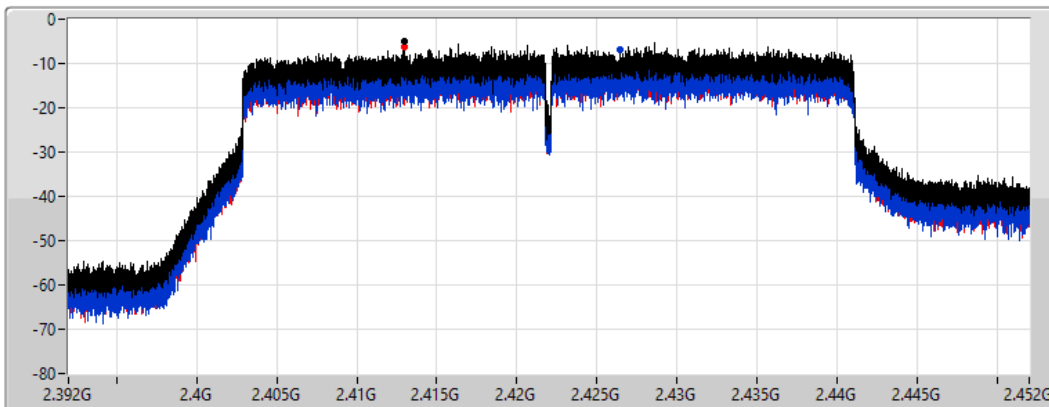
Span
60MHz


RBW
3kHz


VBW
10kHz


Sweep Time
8.848933ms

Detector Type
Peak



Sum 

Port 1 

Port 2 

Sum	PD	Port 1	Port 2
(dBm/RBW)	(dBm/RBW)	(dBm/RBW)	(dBm/RBW)
-5.05	-5.05	-7.00	-6.14

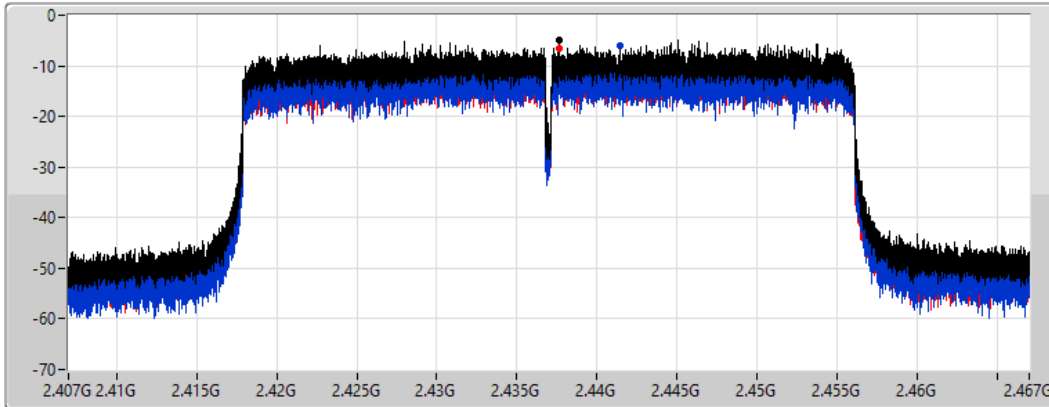
802.11ax HEW40_Nss2,(MCS0)_2TX




PSD

2437MHz

19/05/2022

CF
2.437GHz
Span
60MHz
RBW
3kHz
VBW
10kHz
Sweep Time
8.848933ms
Detector Type
Peak



Sum 
Port 1 
Port 2 

Sum	PD	Port 1	Port 2
(dBm/RBW)	(dBm/RBW)	(dBm/RBW)	(dBm/RBW)
-4.83	-4.83	-6.11	-6.43

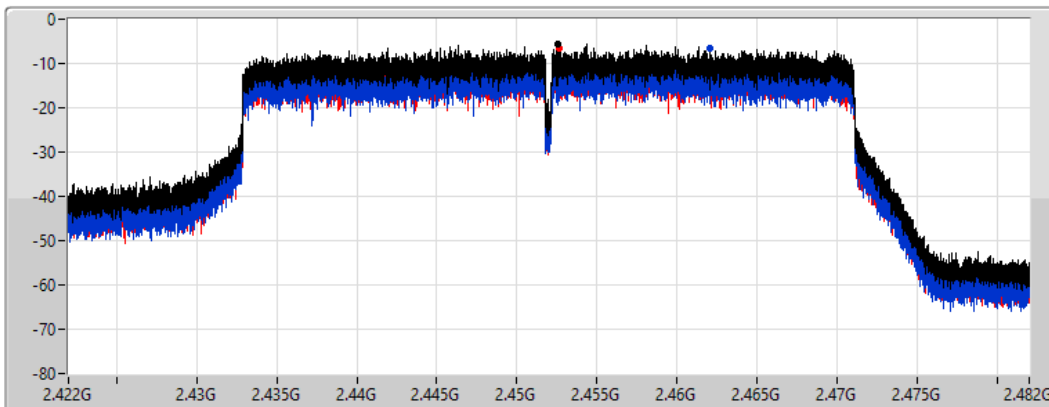
802.11ax HEW40_Nss2,(MCS0)_2TX




PSD

2452MHz

19/05/2022

CF
2.452GHz
Span
60MHz
RBW
3kHz
VBW
10kHz
Sweep Time
8.848933ms
Detector Type
Peak



Sum 
Port 1 
Port 2 

Sum	PD	Port 1	Port 2
(dBm/RBW)	(dBm/RBW)	(dBm/RBW)	(dBm/RBW)
-5.53	-5.53	-6.63	-6.63



Summary

Mode	PD (dBm/RBW)
2.4-2.4835GHz	-
802.11ax HEW20-BF_Nss1,(MCS0)_2TX	2.39
802.11ax HEW40-BF_Nss1,(MCS0)_2TX	-4.55

RBW = 3kHz:



Result

Mode	Result	DG (dBi)	Port 1 (dBm/RBW)	Port 2 (dBm/RBW)	PD (dBm/RBW)	PD Limit (dBm/RBW)
802.11ax HEW20-BF_Nss1,(MCS0)_2TX	-	-	-	-	-	-
2412MHz	Pass	4.67	-4.66	-3.66	-1.62	8.00
2437MHz	Pass	4.67	0.60	-0.69	2.39	8.00
2462MHz	Pass	4.67	-6.00	-6.21	-3.82	8.00
802.11ax HEW40-BF_Nss1,(MCS0)_2TX	-	-	-	-	-	-
2422MHz	Pass	4.67	-7.37	-7.15	-4.63	8.00
2437MHz	Pass	4.67	-7.62	-7.07	-4.55	8.00
2452MHz	Pass	4.67	-8.10	-7.51	-5.30	8.00

DG = Directional Gain; RBW = 3kHz;
PD = trace bin-by-bin of each transmits port summing can be performed maximum power density; Port X = Port X Power Density;

802.11ax HEW20-BF_Nss1,(MCS0)_2TX

PSD

2412MHz

19/05/2022

CF
2.412GHz

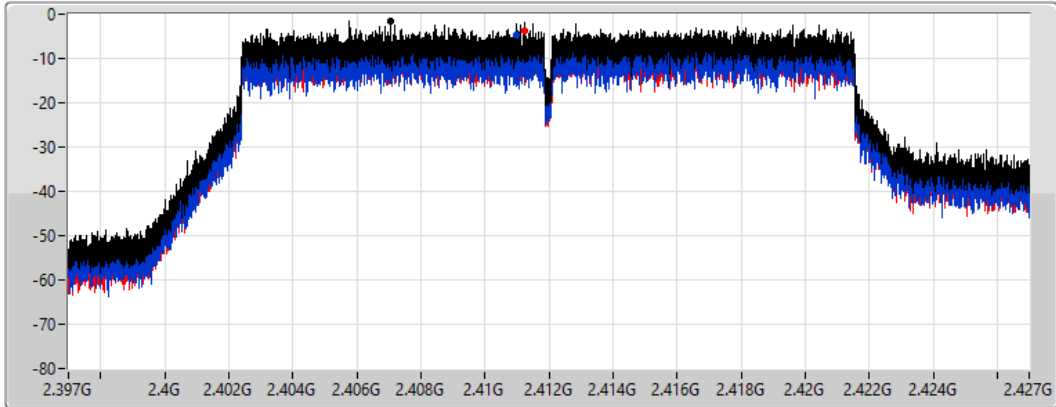
Span
30MHz


RBW
3kHz


VBW
10kHz


Sweep Time
4.424357ms

Detector Type
Peak



Sum 

Port 1 

Port 2 

Sum	PD	Port 1	Port 2
(dBm/RBW)	(dBm/RBW)	(dBm/RBW)	(dBm/RBW)
-1.62	-1.62	-4.66	-3.66

802.11ax HEW20-BF_Nss1,(MCS0)_2TX

PSD

2437MHz

19/05/2022

CF
2.437GHz

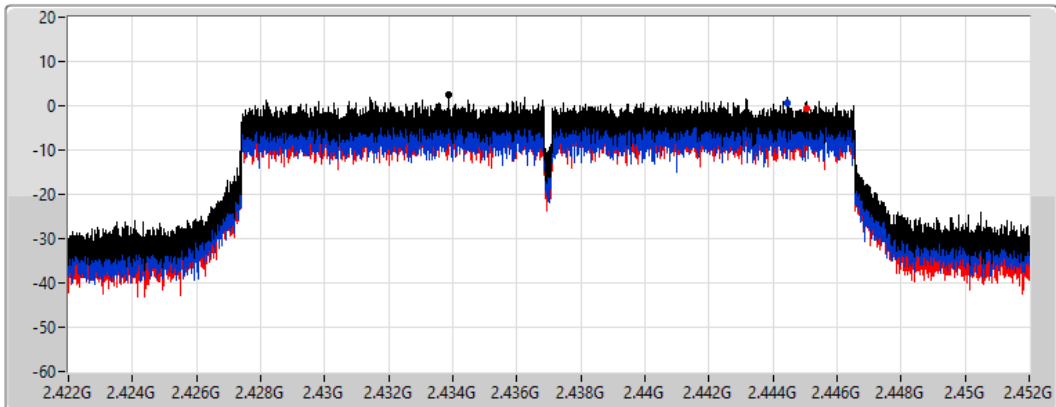
Span
30MHz


RBW
3kHz


VBW
10kHz


Sweep Time
4.424357ms

Detector Type
Peak



Sum 

Port 1 

Port 2 

Sum	PD	Port 1	Port 2
(dBm/RBW)	(dBm/RBW)	(dBm/RBW)	(dBm/RBW)
2.39	2.39	0.60	-0.69

802.11ax HEW20-BF_Nss1,(MCS0)_2TX

PSD

2462MHz

19/05/2022

CF
2.462GHz

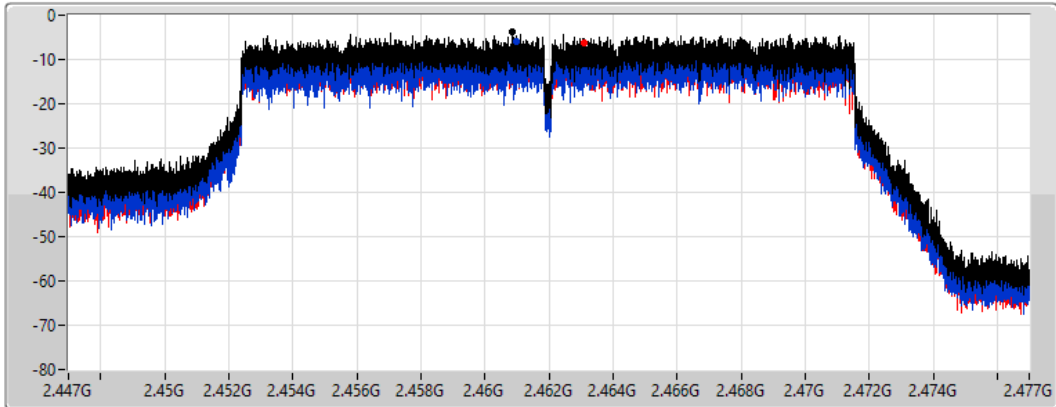
Span
30MHz


RBW
3kHz


VBW
10kHz


Sweep Time
4.424357ms

Detector Type
Peak



Sum 

Port 1 

Port 2 

Sum	PD	Port 1	Port 2
(dBm/RBW)	(dBm/RBW)	(dBm/RBW)	(dBm/RBW)
-3.82	-3.82	-6.00	-6.21

802.11ax HEW40-BF_Nss1,(MCS0)_2TX

PSD

2422MHz

19/05/2022

CF
2.422GHz

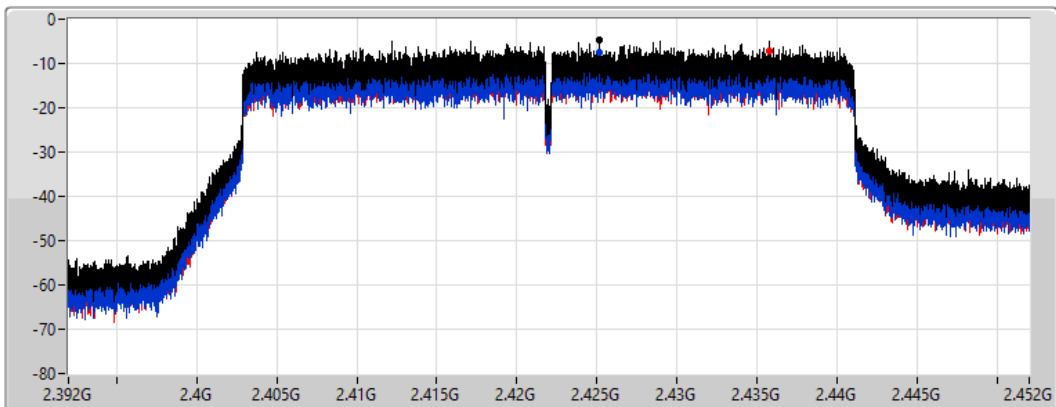
Span
60MHz


RBW
3kHz


VBW
10kHz


Sweep Time
8.848933ms

Detector Type
Peak



Sum 

Port 1 

Port 2 

Sum	PD	Port 1	Port 2
(dBm/RBW)	(dBm/RBW)	(dBm/RBW)	(dBm/RBW)
-4.63	-4.63	-7.37	-7.15

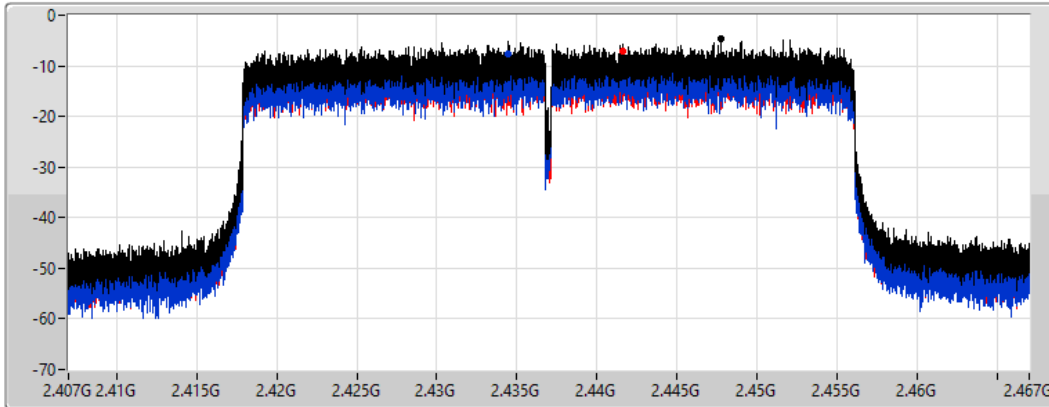
802.11ax HEW40-BF_Nss1,(MCS0)_2TX




PSD

2437MHz

19/05/2022

CF
2.437GHz
Span
60MHz
RBW
3kHz
VBW
10kHz
Sweep Time
8.848933ms
Detector Type
Peak



Sum 
Port 1 
Port 2 

Sum	PD	Port 1	Port 2
(dBm/RBW)	(dBm/RBW)	(dBm/RBW)	(dBm/RBW)
-4.55	-4.55	-7.62	-7.07

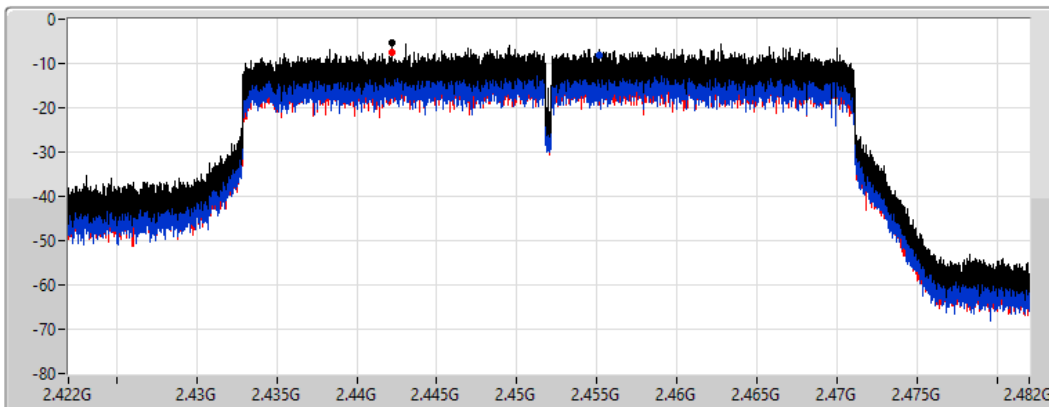
802.11ax HEW40-BF_Nss1,(MCS0)_2TX




PSD

2452MHz

19/05/2022

CF
2.452GHz
Span
60MHz
RBW
3kHz
VBW
10kHz
Sweep Time
8.848933ms
Detector Type
Peak



Sum 
Port 1 
Port 2 

Sum	PD	Port 1	Port 2
(dBm/RBW)	(dBm/RBW)	(dBm/RBW)	(dBm/RBW)
-5.30	-5.30	-8.10	-7.51



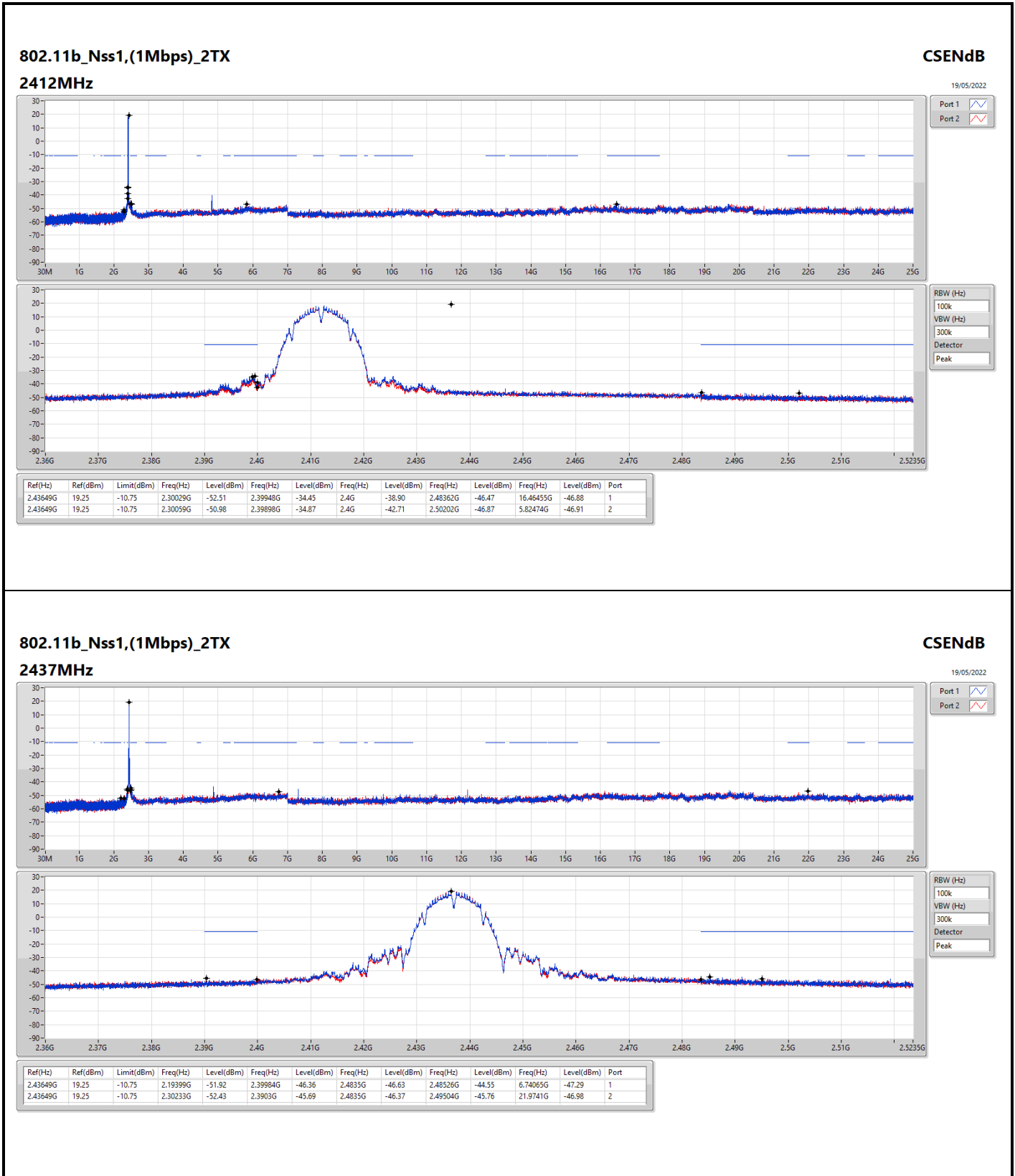
Summary

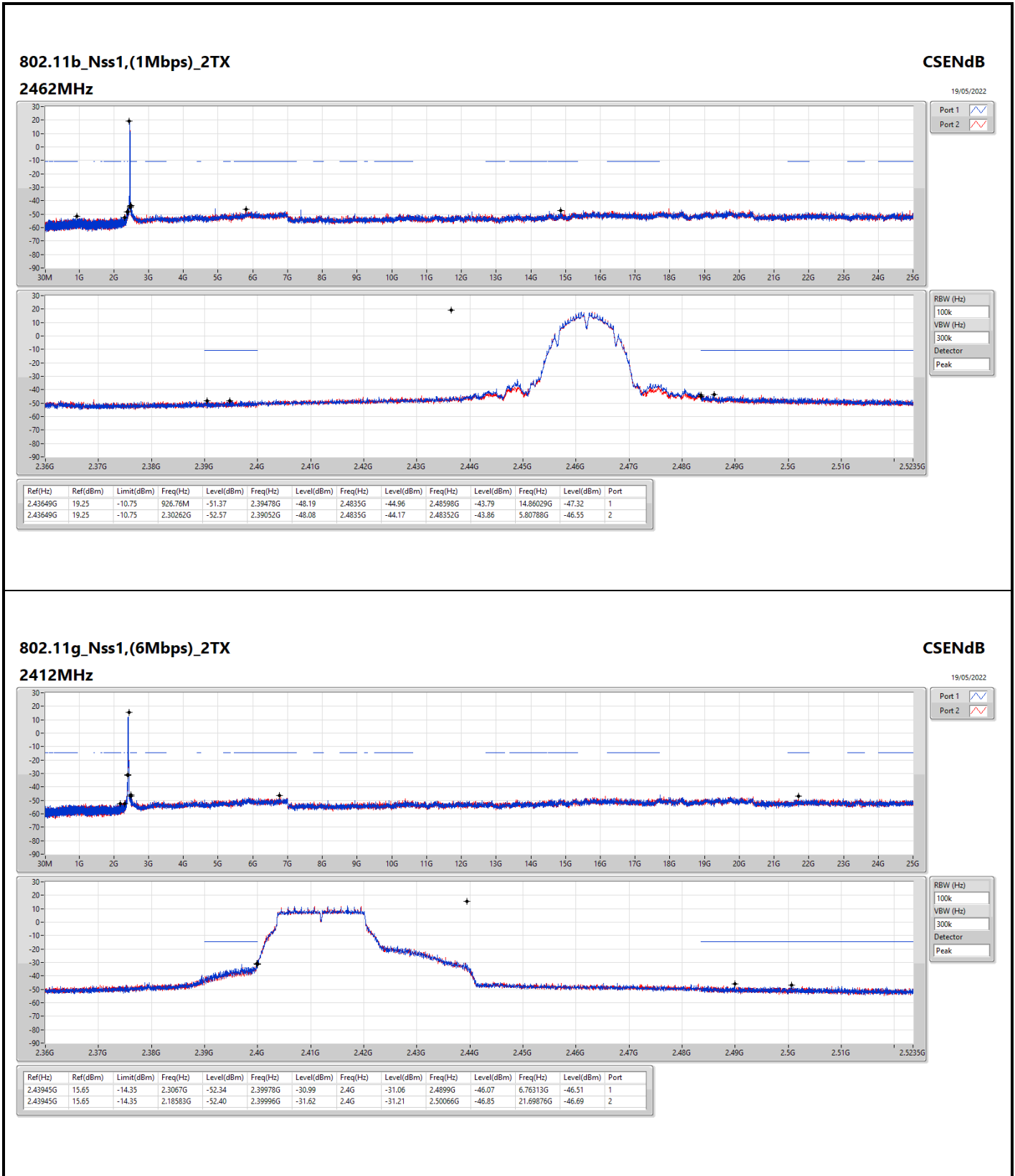
Mode	Result	Ref (Hz)	Ref (dBm)	Limit (dBm)	Freq (Hz)	Level (dBm)	Freq (Hz)	Level (dBm)	Freq (Hz)	Level (dBm)	Freq (Hz)	Level (dBm)	Freq (Hz)	Level (dBm)	Port
2.4-2.4835GHz	-	-	-	-	-	-	-	-	-	-	-	-	-	-	-
802.11b_Nss1,(1Mbps)_2TX	Pass	2.43649G	19.25	-10.75	2.30029G	-52.51	2.39948G	-34.45	2.4G	-38.90	2.48362G	-46.47	16.46455G	-46.88	1
802.11g_Nss1,(6Mbps)_2TX	Pass	2.43945G	15.65	-14.35	2.3067G	-52.34	2.39978G	-30.99	2.4G	-31.06	2.4899G	-46.07	6.76313G	-46.51	1

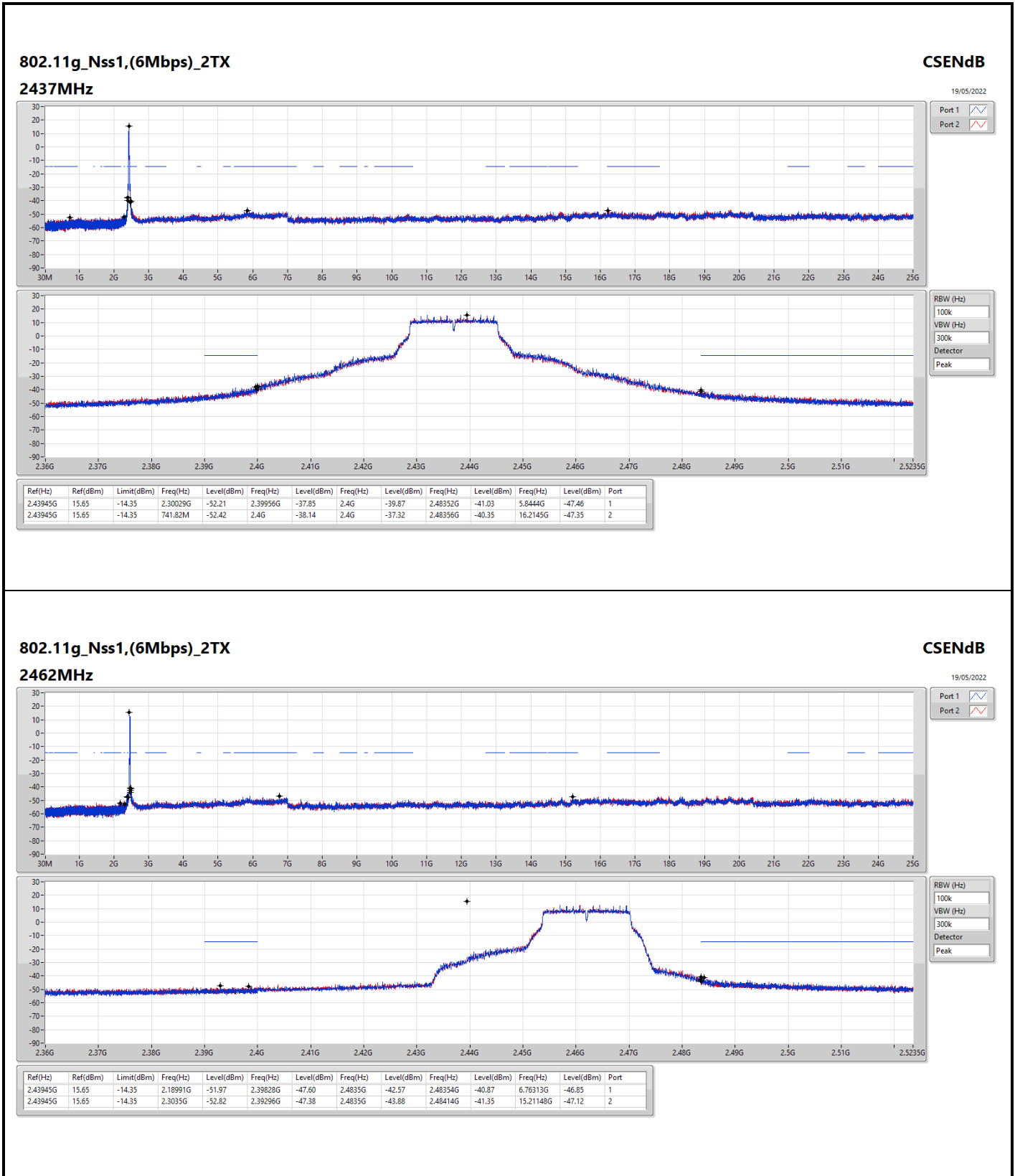


Result

Mode	Result	Ref (Hz)	Ref (dBm)	Limit (dBm)	Freq (Hz)	Level (dBm)	Freq (Hz)	Level (dBm)	Freq (Hz)	Level (dBm)	Freq (Hz)	Level (dBm)	Freq (Hz)	Level (dBm)	Port
802.11b_Nss1,(1Mbps)_2TX	-	-	-	-	-	-	-	-	-	-	-	-	-	-	-
2412MHz	Pass	2.43649G	19.25	-10.75	2.30029G	-52.51	2.39948G	-34.45	2.4G	-38.90	2.48362G	-46.47	16.46455G	-46.88	1
2412MHz	Pass	2.43649G	19.25	-10.75	2.30059G	-50.98	2.39898G	-34.87	2.4G	-42.71	2.50202G	-46.87	5.82474G	-46.91	2
2437MHz	Pass	2.43649G	19.25	-10.75	2.19399G	-51.92	2.39984G	-46.36	2.4835G	-46.63	2.48526G	-44.55	6.74065G	-47.29	1
2437MHz	Pass	2.43649G	19.25	-10.75	2.30233G	-52.43	2.3903G	-45.69	2.4835G	-46.37	2.49504G	-45.76	21.9741G	-46.98	2
2462MHz	Pass	2.43649G	19.25	-10.75	926.76M	-51.37	2.39478G	-48.19	2.4835G	-44.96	2.48598G	-43.79	14.86029G	-47.32	1
2462MHz	Pass	2.43649G	19.25	-10.75	2.30262G	-52.57	2.39052G	-48.08	2.4835G	-44.17	2.48352G	-43.86	5.80788G	-46.55	2
802.11g_Nss1,(6Mbps)_2TX	-	-	-	-	-	-	-	-	-	-	-	-	-	-	-
2412MHz	Pass	2.43945G	15.65	-14.35	2.3067G	-52.34	2.39978G	-30.99	2.4G	-31.06	2.4899G	-46.07	6.76313G	-46.51	1
2412MHz	Pass	2.43945G	15.65	-14.35	2.18583G	-52.40	2.39996G	-31.62	2.4G	-31.21	2.50066G	-46.85	21.69876G	-46.69	2
2437MHz	Pass	2.43945G	15.65	-14.35	2.30029G	-52.21	2.39956G	-37.85	2.4G	-39.87	2.48352G	-41.03	5.8444G	-47.46	1
2437MHz	Pass	2.43945G	15.65	-14.35	741.82M	-52.42	2.4G	-38.14	2.4G	-37.32	2.48356G	-40.35	16.2145G	-47.35	2
2462MHz	Pass	2.43945G	15.65	-14.35	2.18991G	-51.97	2.39828G	-47.60	2.4835G	-42.57	2.48354G	-40.87	6.76313G	-46.85	1
2462MHz	Pass	2.43945G	15.65	-14.35	2.3035G	-52.82	2.39296G	-47.38	2.4835G	-43.88	2.48414G	-41.35	15.21148G	-47.12	2









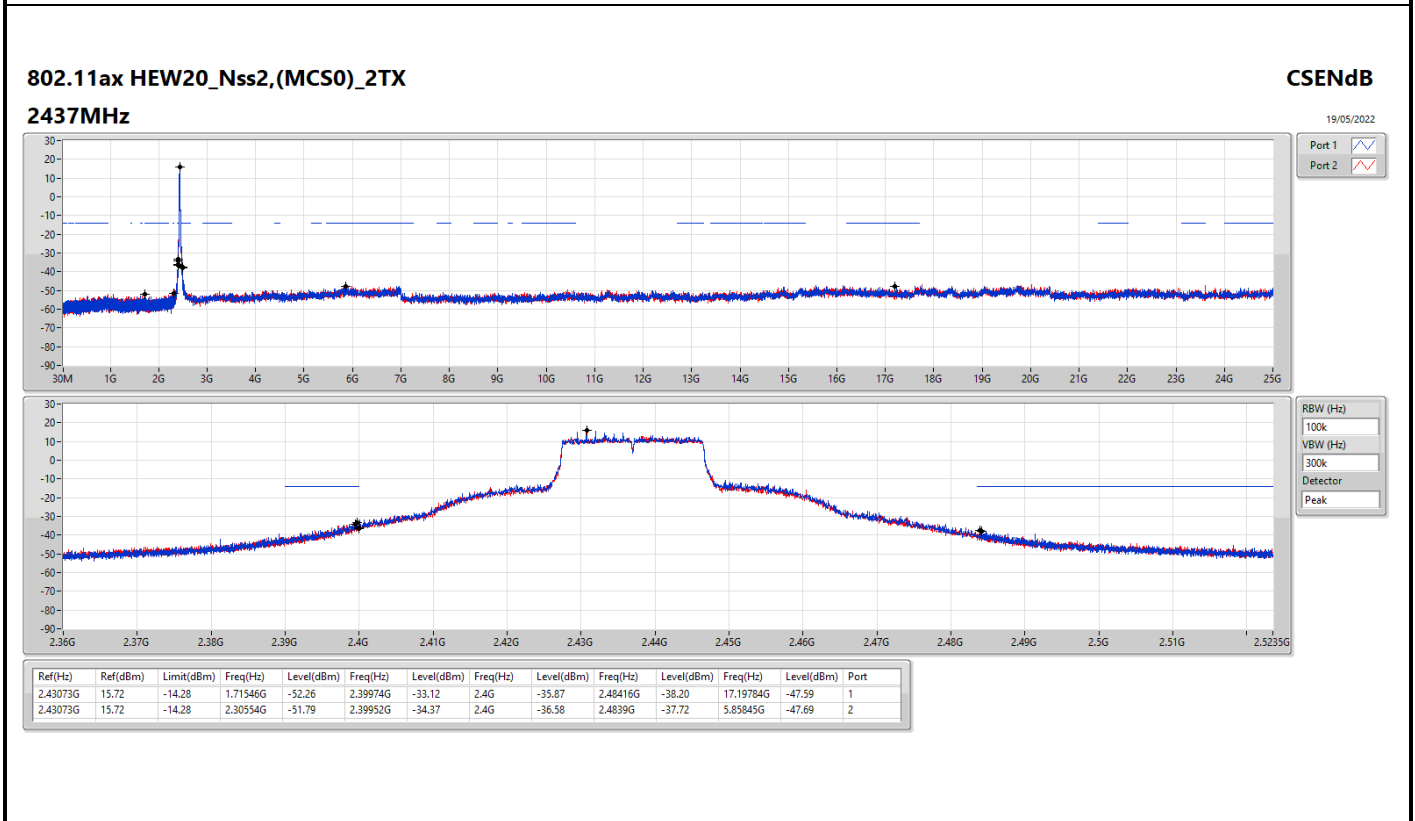
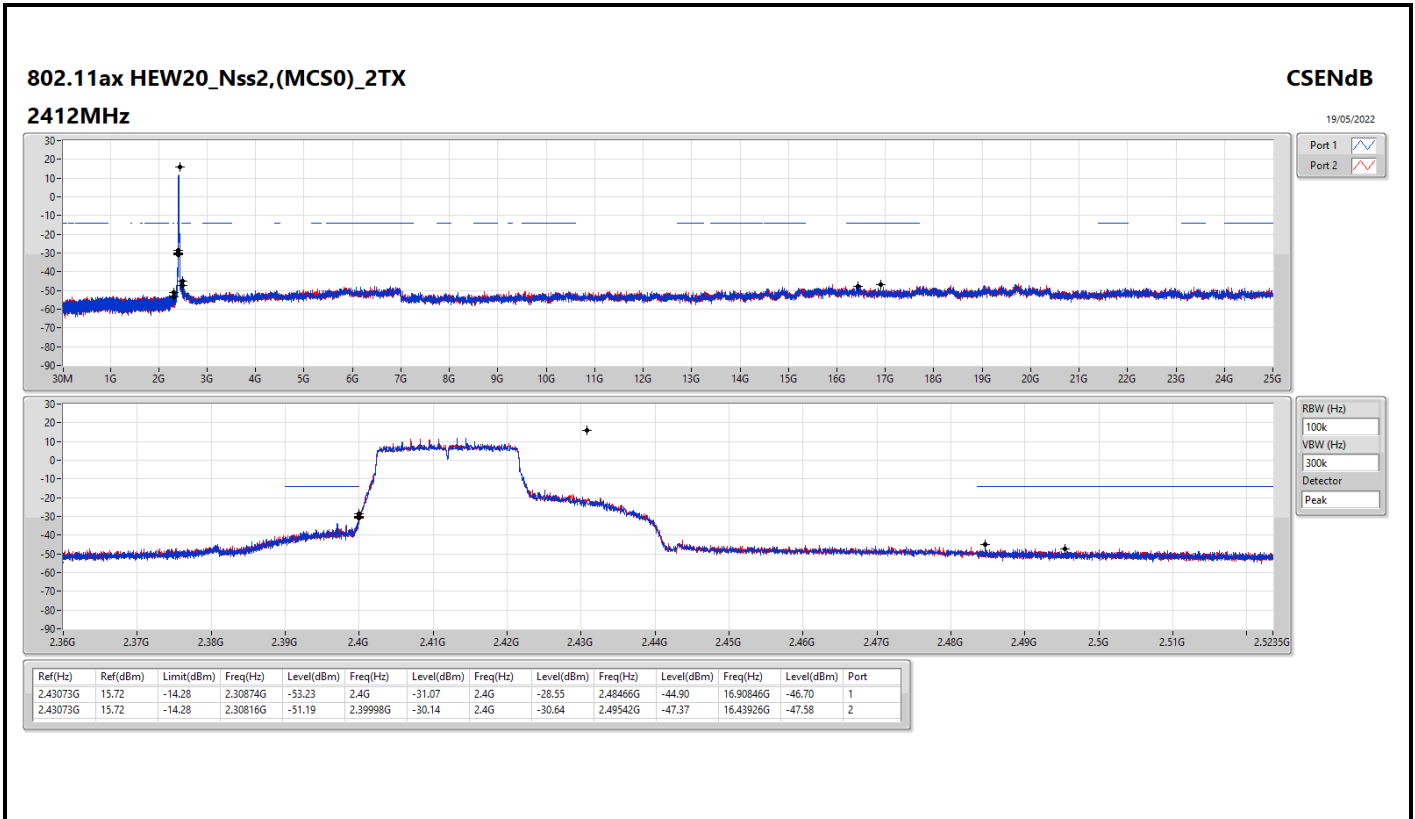
Summary

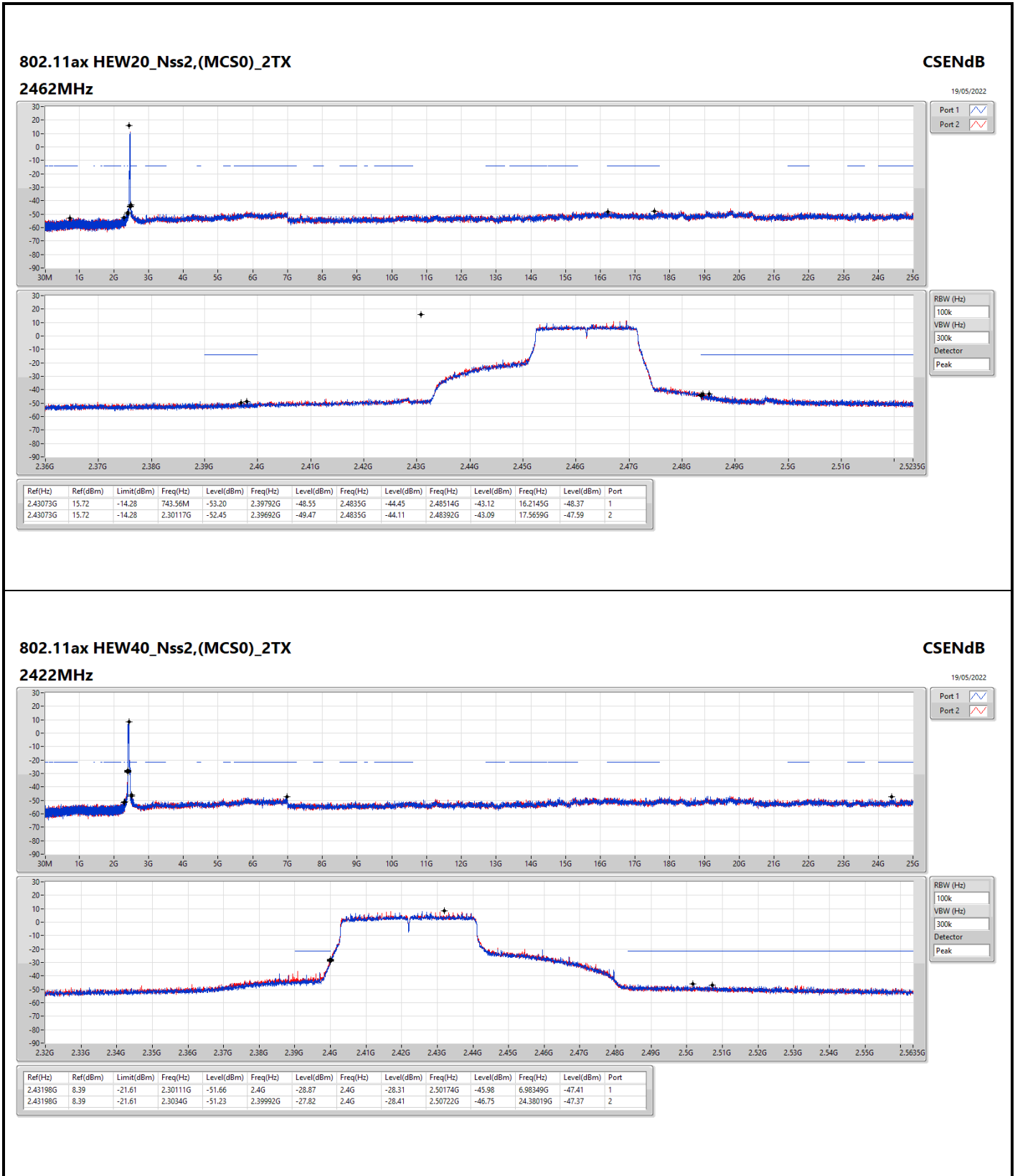
Mode	Result	Ref (Hz)	Ref (dBm)	Limit (dBm)	Freq (Hz)	Level (dBm)	Freq (Hz)	Level (dBm)	Freq (Hz)	Level (dBm)	Freq (Hz)	Level (dBm)	Freq (Hz)	Level (dBm)	Port
2.4-2.4835GHz	-	-	-	-	-	-	-	-	-	-	-	-	-	-	-
802.11ax HEW20_Nss2,(MCS0)_2TX	Pass	2.43073G	15.72	-14.28	2.30874G	-53.23	2.4G	-31.07	2.4G	-28.55	2.48466G	-44.90	16.90846G	-46.70	1
802.11ax HEW40_Nss2,(MCS0)_2TX	Pass	2.43198G	8.39	-21.61	2.3034G	-51.23	2.39992G	-27.82	2.4G	-28.41	2.50722G	-46.75	24.38019G	-47.37	2



Result

Mode	Result	Ref (Hz)	Ref (dBm)	Limit (dBm)	Freq (Hz)	Level (dBm)	Freq (Hz)	Level (dBm)	Freq (Hz)	Level (dBm)	Freq (Hz)	Level (dBm)	Freq (Hz)	Level (dBm)	Port
802.11ax HEW20_Nss2.(MCS0)_2TX	-	-	-	-	-	-	-	-	-	-	-	-	-	-	-
2412MHz	Pass	2.43073G	15.72	-14.28	2.30874G	-53.23	2.4G	-31.07	2.4G	-28.55	2.48466G	-44.90	16.90846G	-46.70	1
2412MHz	Pass	2.43073G	15.72	-14.28	2.30816G	-51.19	2.39998G	-30.14	2.4G	-30.64	2.49542G	-47.37	16.43926G	-47.58	2
2437MHz	Pass	2.43073G	15.72	-14.28	1.71546G	-52.26	2.39974G	-33.12	2.4G	-35.87	2.48416G	-38.20	17.19784G	-47.59	1
2437MHz	Pass	2.43073G	15.72	-14.28	2.30554G	-51.79	2.39952G	-34.37	2.4G	-36.58	2.4839G	-37.72	5.85845G	-47.69	2
2462MHz	Pass	2.43073G	15.72	-14.28	743.56M	-53.20	2.39792G	-48.55	2.4835G	-44.45	2.48514G	-43.12	16.2145G	-48.37	1
2462MHz	Pass	2.43073G	15.72	-14.28	2.30117G	-52.45	2.39692G	-49.47	2.4835G	-44.11	2.48392G	-43.09	17.5659G	-47.59	2
802.11ax HEW40_Nss2.(MCS0)_2TX	-	-	-	-	-	-	-	-	-	-	-	-	-	-	-
2422MHz	Pass	2.43198G	8.39	-21.61	2.30111G	-51.66	2.4G	-28.87	2.4G	-28.31	2.50174G	-45.98	6.98349G	-47.41	1
2422MHz	Pass	2.43198G	8.39	-21.61	2.3034G	-51.23	2.39992G	-27.82	2.4G	-28.41	2.50722G	-46.75	24.38019G	-47.37	2
2437MHz	Pass	2.43198G	8.39	-21.61	30.86M	-52.55	2.39824G	-31.89	2.4G	-36.05	2.48374G	-36.10	23.38738G	-46.74	1
2437MHz	Pass	2.43198G	8.39	-21.61	2.30826G	-52.55	2.39876G	-32.09	2.4835G	-37.07	2.48574G	-35.48	6.89935G	-47.40	2
2452MHz	Pass	2.43198G	8.39	-21.61	767.38M	-51.91	2.39948G	-34.46	2.4G	-39.67	2.48442G	-38.18	6.9274G	-47.35	1
2452MHz	Pass	2.43198G	8.39	-21.61	2.30483G	-51.29	2.3998G	-35.82	2.4G	-38.99	2.4845G	-38.82	17.69411G	-46.76	2



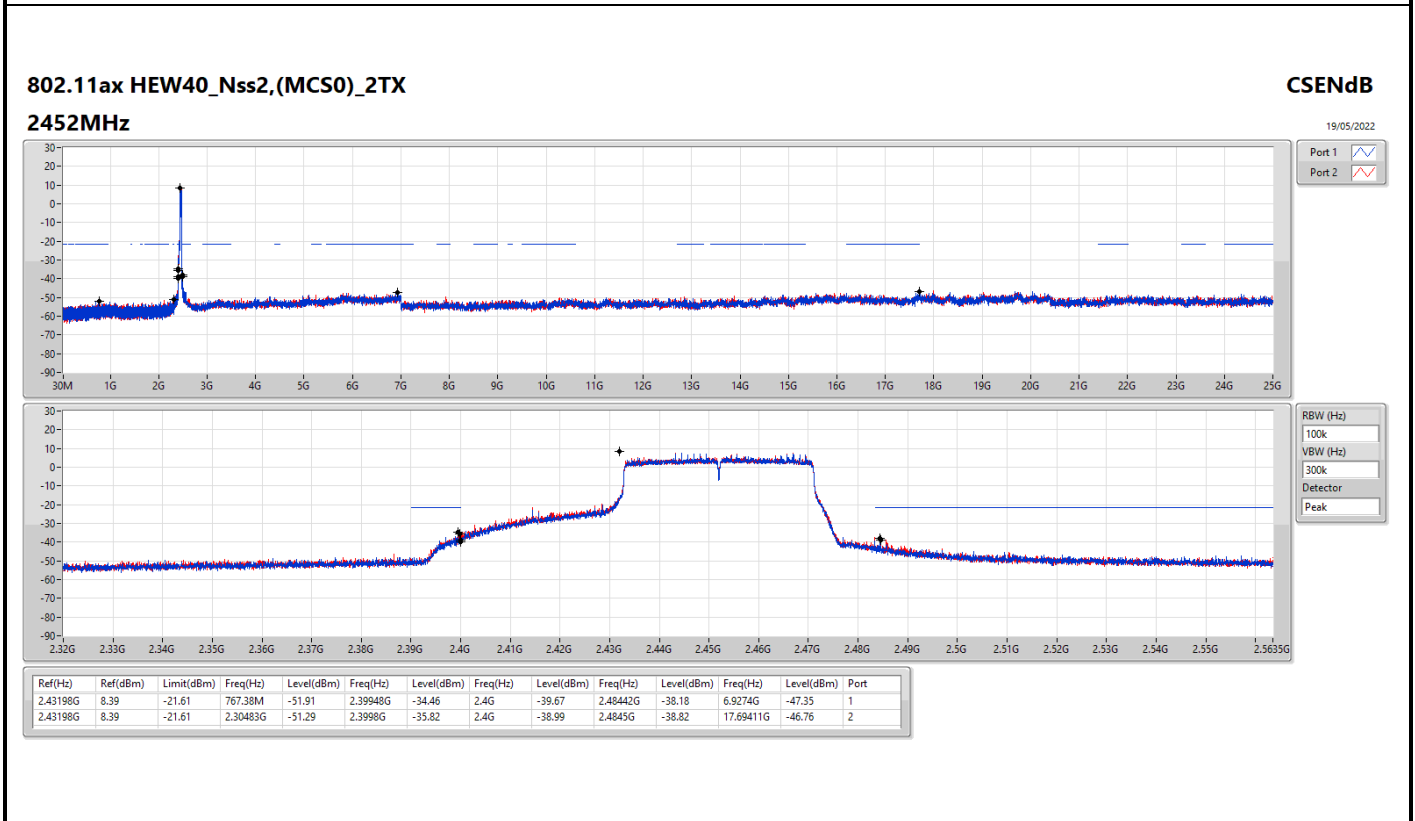
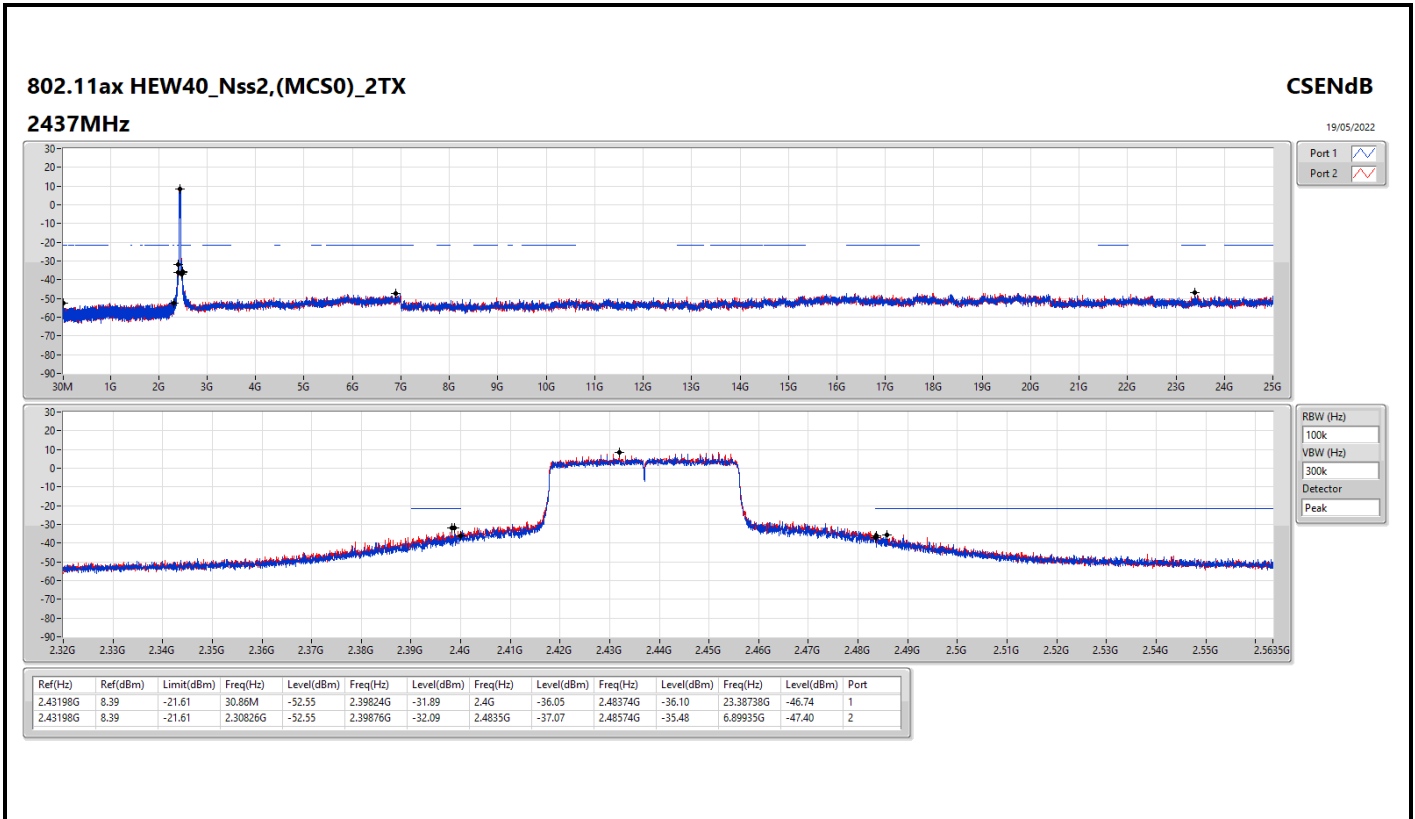


802.11ax HEW40_Nss2,(MCS0)_2TX

2422MHz

CSENdB

19/05/2022





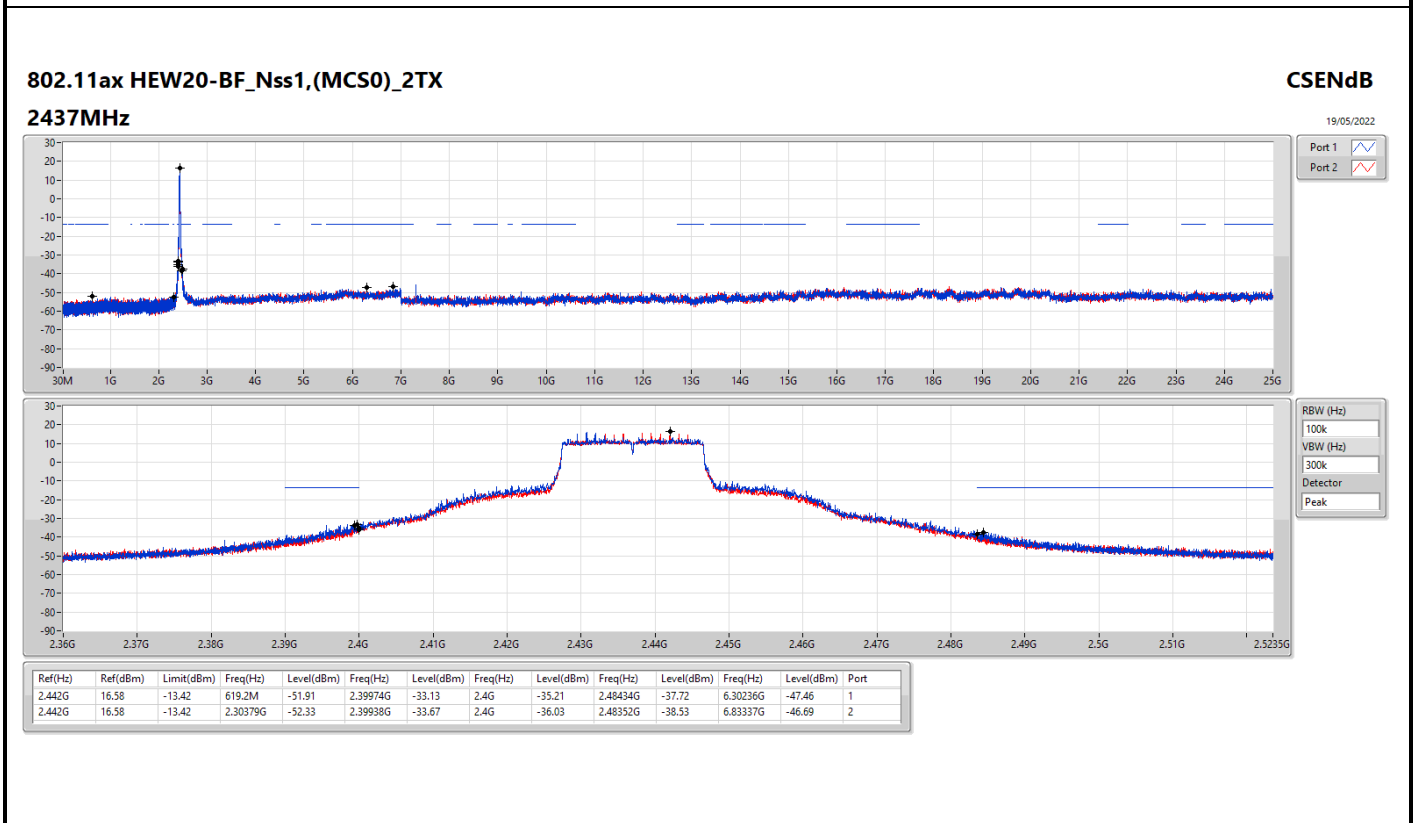
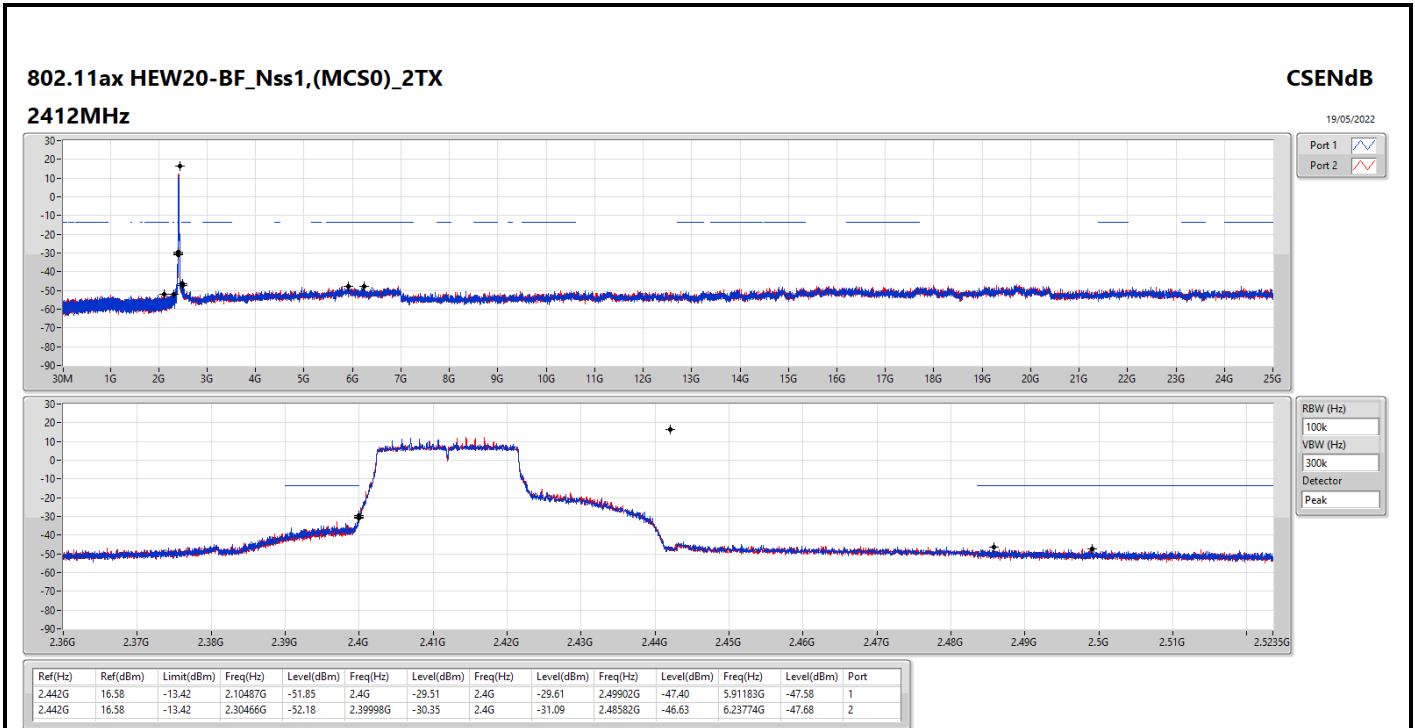
Summary

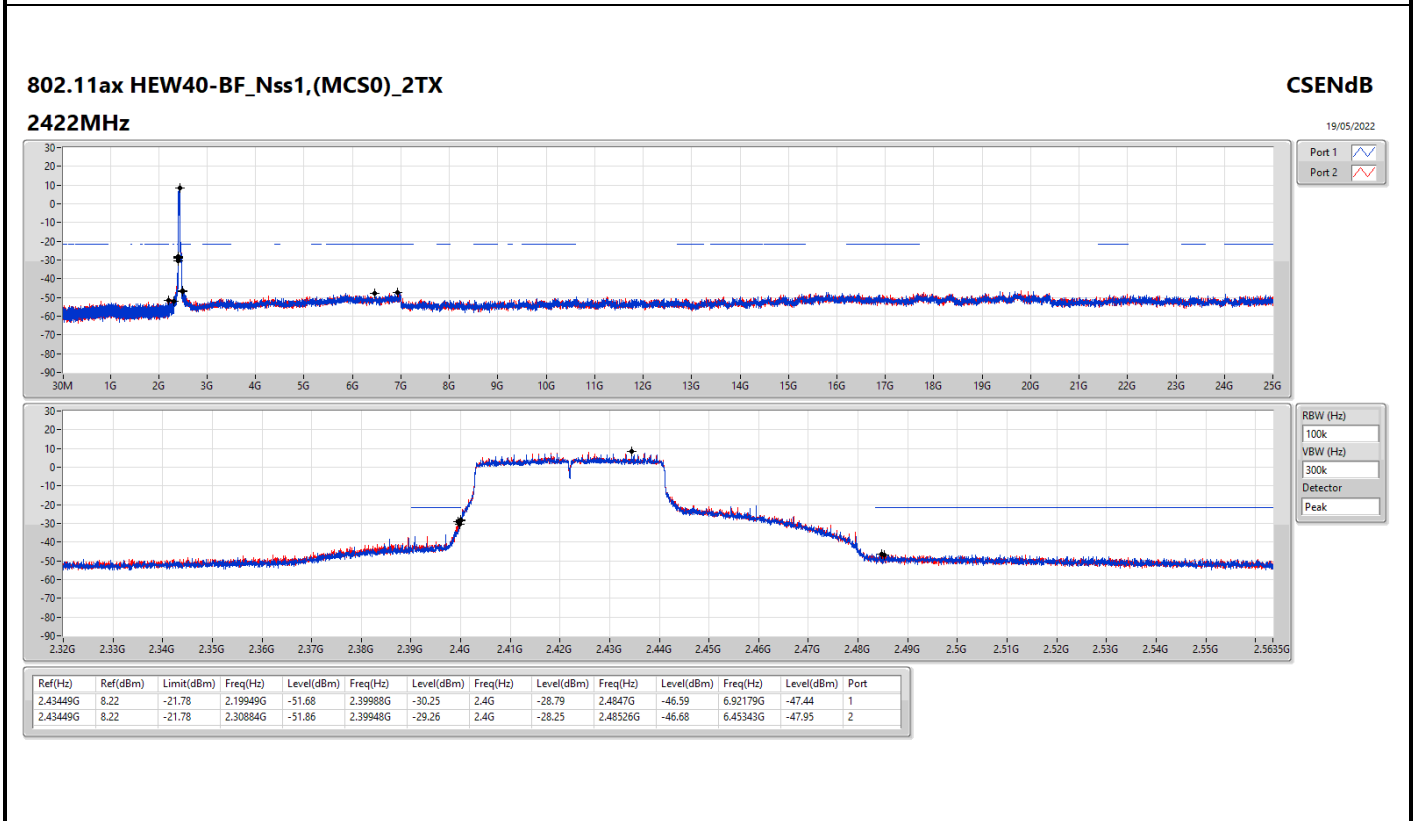
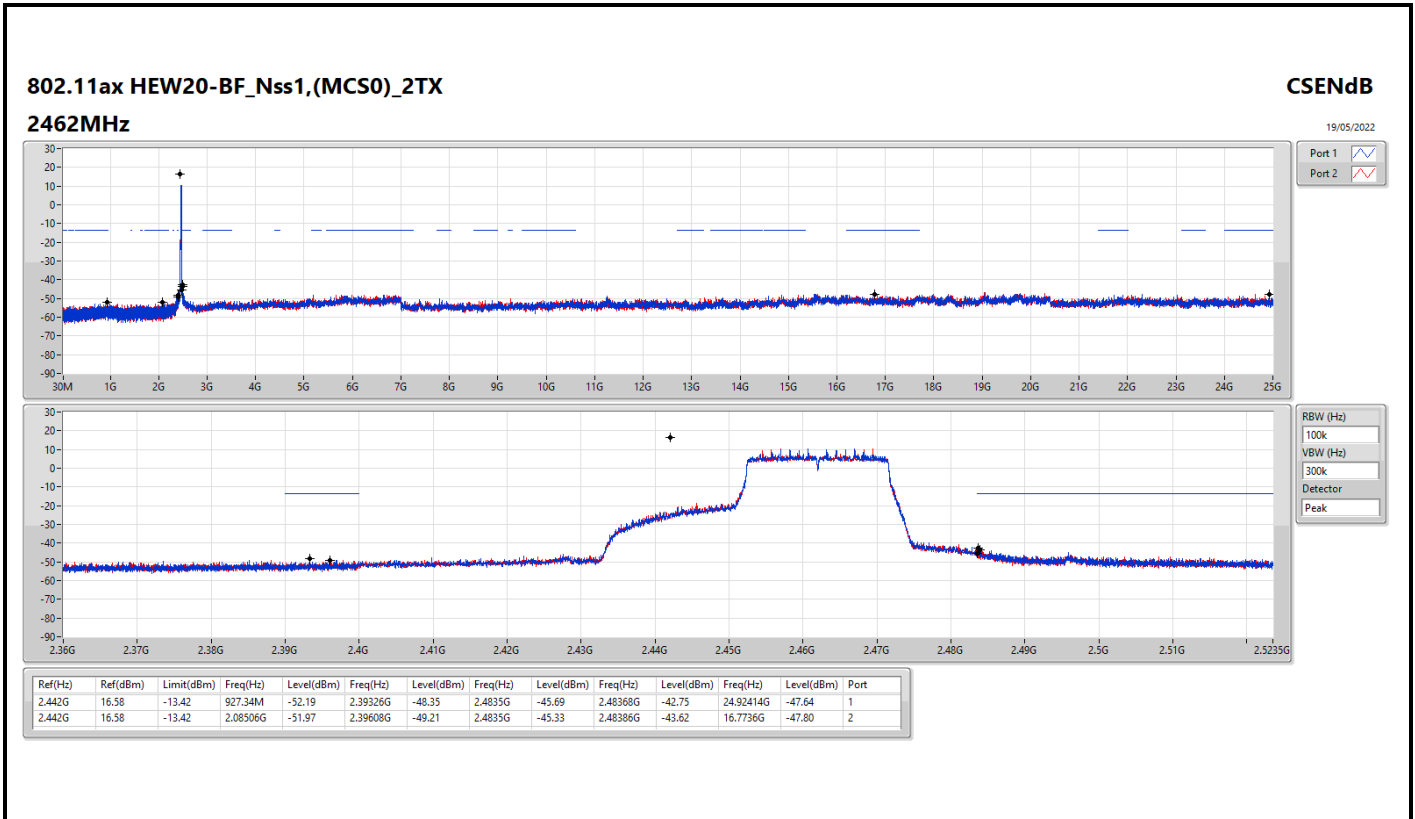
Mode	Result	Ref (Hz)	Ref (dBm)	Limit (dBm)	Freq (Hz)	Level (dBm)	Freq (Hz)	Level (dBm)	Freq (Hz)	Level (dBm)	Freq (Hz)	Level (dBm)	Freq (Hz)	Level (dBm)	Port
2.4-2.4835GHz	-	-	-	-	-	-	-	-	-	-	-	-	-	-	-
802.11ax HEW20-BF_Nss1,(MCS0)_2TX	Pass	2.442G	16.58	-13.42	2.10487G	-51.85	2.4G	-29.51	2.4G	-29.61	2.49902G	-47.40	5.91183G	-47.58	1
802.11ax HEW40-BF_Nss1,(MCS0)_2TX	Pass	2.43449G	8.22	-21.78	2.30884G	-51.86	2.39948G	-29.26	2.4G	-28.25	2.48526G	-46.68	6.45343G	-47.95	2

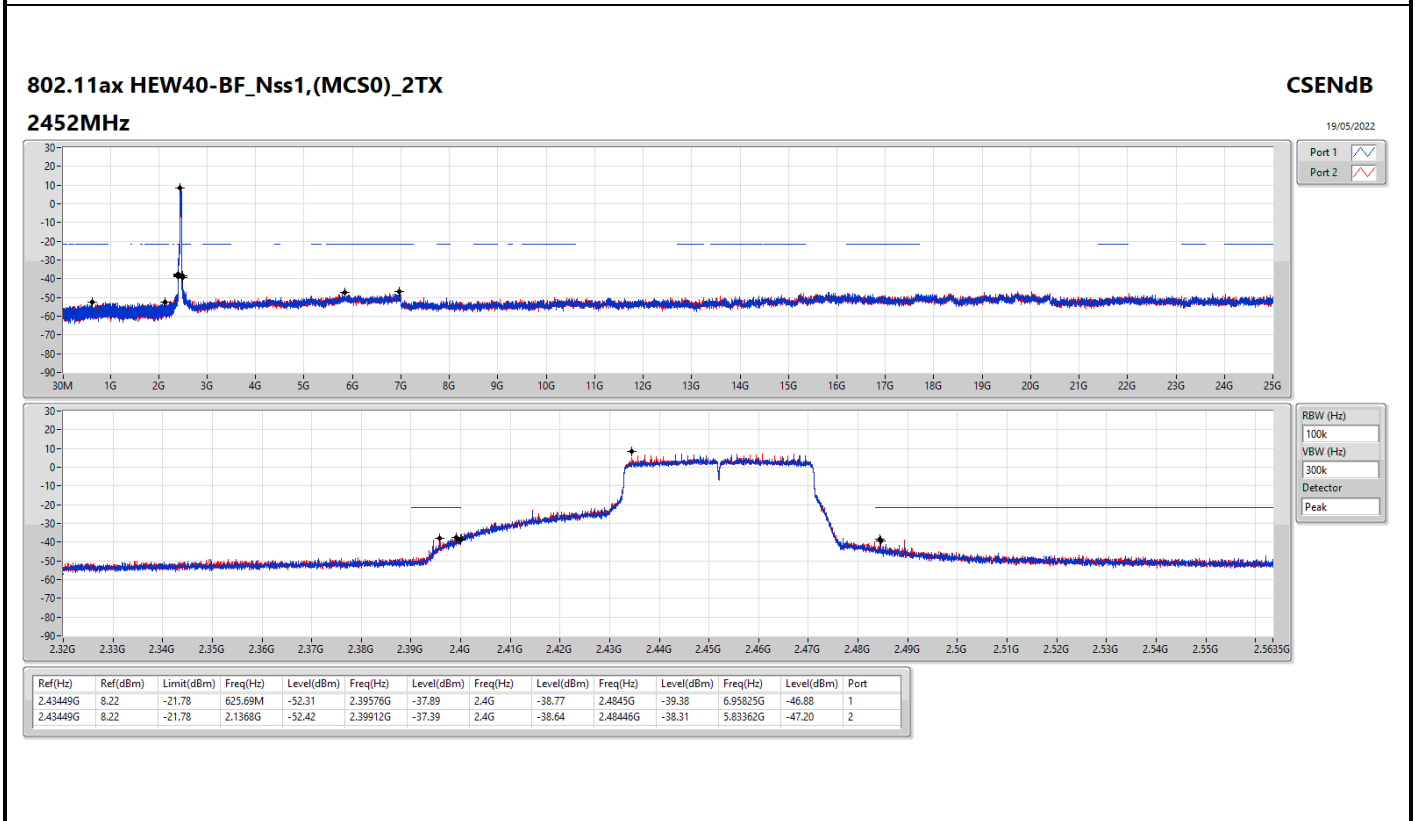
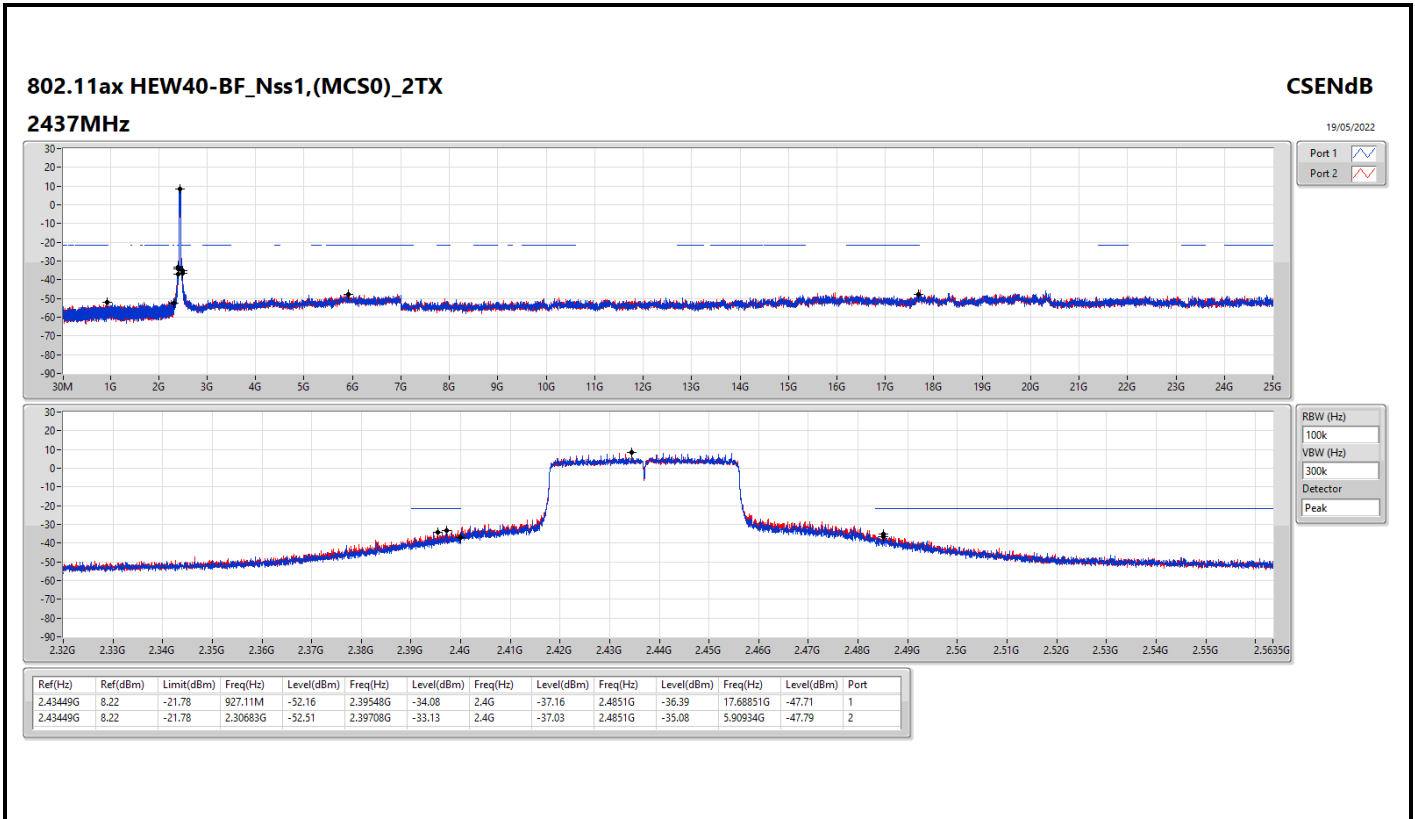


Result

Mode	Result	Ref (Hz)	Ref (dBm)	Limit (dBm)	Freq (Hz)	Level (dBm)	Freq (Hz)	Level (dBm)	Freq (Hz)	Level (dBm)	Freq (Hz)	Level (dBm)	Freq (Hz)	Level (dBm)	Port
802.11ax HEW20-BF_Nss1,(MCS0)_2TX	-	-	-	-	-	-	-	-	-	-	-	-	-	-	-
2412MHz	Pass	2.442G	16.58	-13.42	2.10487G	-51.85	2.4G	-29.51	2.4G	-29.61	2.49902G	-47.40	5.91183G	-47.58	1
2412MHz	Pass	2.442G	16.58	-13.42	2.30466G	-52.18	2.39998G	-30.35	2.4G	-31.09	2.48582G	-46.63	6.23774G	-47.68	2
2437MHz	Pass	2.442G	16.58	-13.42	619.2M	-51.91	2.39974G	-33.13	2.4G	-35.21	2.48434G	-37.72	6.30236G	-47.46	1
2437MHz	Pass	2.442G	16.58	-13.42	2.30379G	-52.33	2.39938G	-33.67	2.4G	-36.03	2.48352G	-38.53	6.83337G	-46.69	2
2462MHz	Pass	2.442G	16.58	-13.42	927.34M	-52.19	2.39326G	-48.35	2.4835G	-45.69	2.48368G	-42.75	24.92414G	-47.64	1
2462MHz	Pass	2.442G	16.58	-13.42	2.08506G	-51.97	2.39608G	-49.21	2.4835G	-45.33	2.48386G	-43.62	16.7736G	-47.80	2
802.11ax HEW40-BF_Nss1,(MCS0)_2TX	-	-	-	-	-	-	-	-	-	-	-	-	-	-	-
2422MHz	Pass	2.43449G	8.22	-21.78	2.19949G	-51.68	2.39988G	-30.25	2.4G	-28.79	2.4847G	-46.59	6.92179G	-47.44	1
2422MHz	Pass	2.43449G	8.22	-21.78	2.30884G	-51.86	2.39948G	-29.26	2.4G	-28.25	2.48526G	-46.68	6.45343G	-47.95	2
2437MHz	Pass	2.43449G	8.22	-21.78	927.11M	-52.16	2.39548G	-34.08	2.4G	-37.16	2.4851G	-36.39	17.68851G	-47.71	1
2437MHz	Pass	2.43449G	8.22	-21.78	2.30683G	-52.51	2.39708G	-33.13	2.4G	-37.03	2.4851G	-35.08	5.90934G	-47.79	2
2452MHz	Pass	2.43449G	8.22	-21.78	625.69M	-52.31	2.39576G	-37.89	2.4G	-38.77	2.4845G	-39.38	6.95825G	-46.88	1
2452MHz	Pass	2.43449G	8.22	-21.78	2.1368G	-52.42	2.39912G	-37.39	2.4G	-38.64	2.48446G	-38.31	5.83362G	-47.20	2





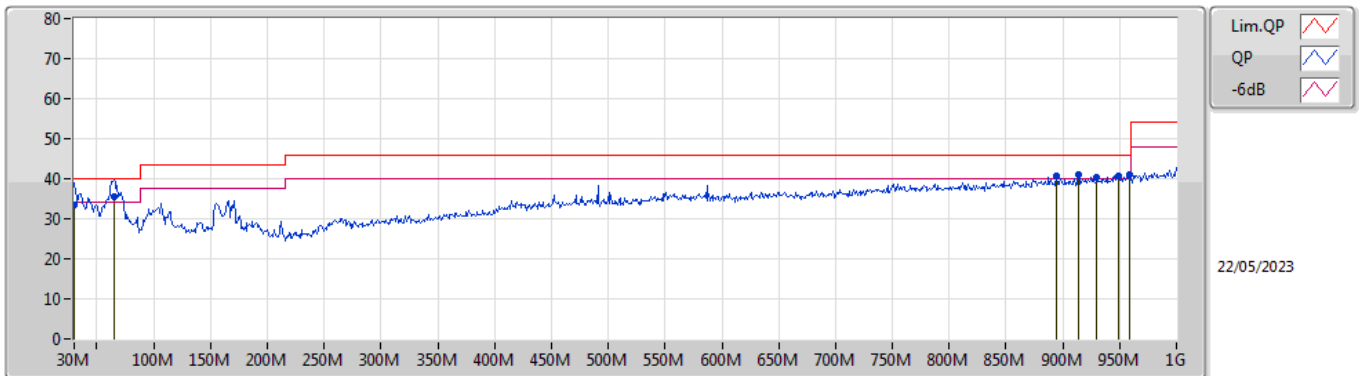




Summary

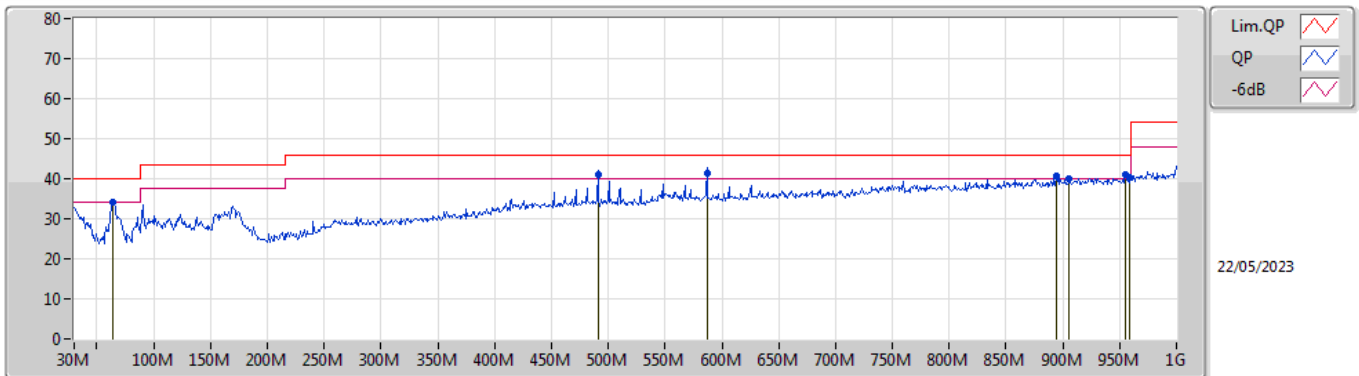
Mode	Result	Type	Freq (Hz)	Level (dBuV/m)	Limit (dBuV/m)	Margin (dB)	Condition
Mode 1	Pass	QP	64.92M	35.37	40.00	-4.63	Vertical

Mode 1



Type	Freq (Hz)	Level (dBuV/m)	Limit (dBuV/m)	Margin (dB)	Factor (dB/m)	Dist (m)	Condition	Azimuth (°)	Height (m)	Comment	Raw (dBuV/m)	AF (dB/m)	CL (dB)	PA (dB)
QP	30M	33.56	40.00	-6.44	-6.67	3	Vertical	213	1.00	-	40.23	24.50	0.77	31.94
QP	64.92M	35.37	40.00	-4.63	-18.64	3	Vertical	188	1.00	"Worst"	54.01	12.37	1.11	32.12
PK	894.27M	40.69	46.00	-5.31	-0.45	3	Vertical	350	1.50	-	41.14	26.39	4.19	31.03
PK	913.67M	41.13	46.00	-4.87	-0.16	3	Vertical	360	1.50	-	41.29	26.50	4.23	30.89
PK	930.16M	40.26	46.00	-5.74	0.00	3	Vertical	318	1.25	-	40.26	26.47	4.25	30.72
PK	949.56M	40.72	46.00	-5.28	0.38	3	Vertical	360	1.50	-	40.34	26.64	4.27	30.53
PK	959.26M	41.02	46.00	-4.98	0.63	3	Vertical	99	2.00	-	40.39	26.79	4.29	30.45

Mode 1



Type	Freq (Hz)	Level (dBuV/m)	Limit (dBuV/m)	Margin (dB)	Factor (dB/m)	Dist (m)	Condition	Azimuth (°)	Height (m)	Comment	Raw (dBuV/m)	AF (dB/m)	CL (dB)	PA (dB)
PK	63.95M	34.10	40.00	-5.90	-18.63	3	Horizontal	271	3.00	-	52.73	12.41	1.10	32.14
PK	490.75M	41.03	46.00	-4.97	-5.29	3	Horizontal	212	2.00	-	46.32	23.26	3.02	31.57
PK	586.78M	41.23	46.00	-4.77	-3.90	3	Horizontal	321	1.50	"Worst"	45.13	24.60	3.28	31.78
PK	894.27M	40.60	46.00	-5.40	-0.45	3	Horizontal	0	1.25	-	41.05	26.39	4.19	31.03
PK	905.91M	40.10	46.00	-5.90	-0.23	3	Horizontal	50	1.00	-	40.33	26.50	4.23	30.96
PK	955.38M	40.93	46.00	-5.07	0.54	3	Horizontal	86	1.25	-	40.39	26.74	4.28	30.48
PK	959.26M	40.35	46.00	-5.65	0.63	3	Horizontal	304	1.00	-	39.72	26.79	4.29	30.45

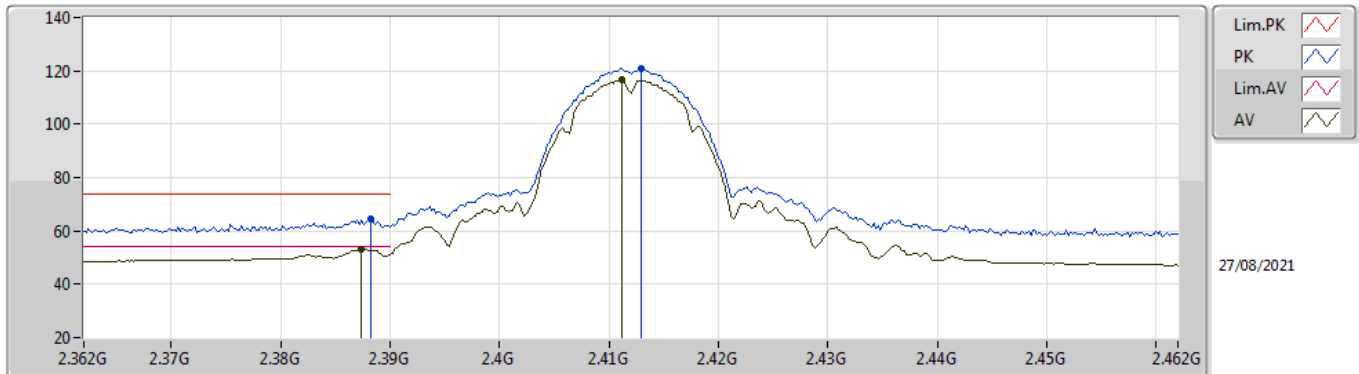


Summary

Mode	Result	Type	Freq (Hz)	Level (dBuV/m)	Limit (dBuV/m)	Margin (dB)	Dist (m)	Condition	Azimuth (°)	Height (m)	Comments
2.4-2.4835GHz	-	-	-	-	-	-	-	-	-	-	-
802.11g_Nss1,(6Mbps)_2TX	Pass	PK	2.3884G	73.84	74.00	-0.16	3	Vertical	114	1.28	-

802.11b_Nss1,(1Mbps)_2TX

2412MHz_TX

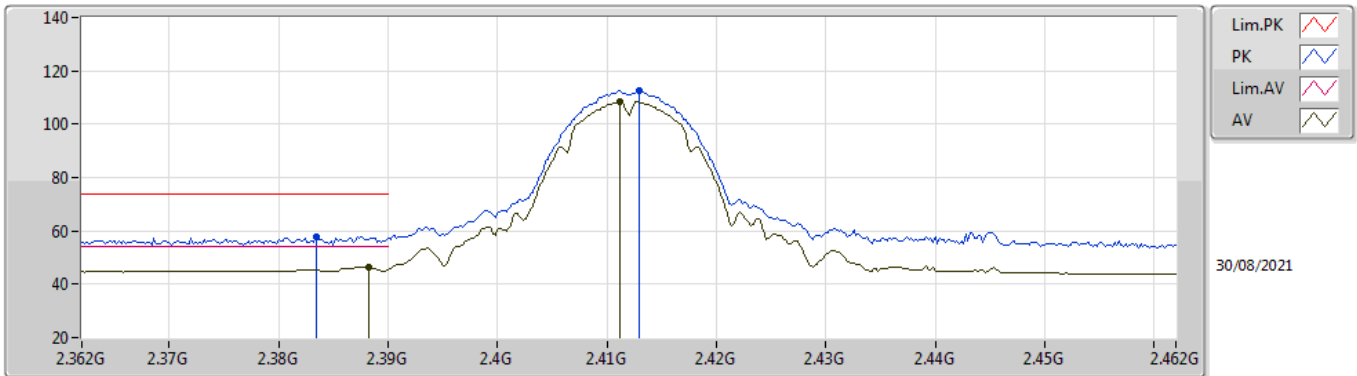


EUT Y_2TX
Setting 100
06-F-G-2

Type	Freq (Hz)	Level (dBuV/m)	Limit (dBuV/m)	Margin (dB)	Raw (dBuV)	Dist (m)	Condition	Azimuth (°)	Height (m)	Comment	AF (dB)	CL (dB)	PA (dB)
PK	2.3882G	64.58	74.00	-9.42	34.01	3	Vertical	110	1.08	-	27.49	3.08	-
AV	2.3874G	53.24	54.00	-0.76	22.67	3	Vertical	110	1.08	-	27.50	3.07	-
PK	2.413G	120.81	Inf	-Inf	90.35	3	Vertical	110	1.08	-	27.35	3.11	-
AV	2.4112G	116.81	Inf	-Inf	86.34	3	Vertical	110	1.08	-	27.36	3.11	-

802.11b_Nss1,(1Mbps)_2TX

2412MHz_TX

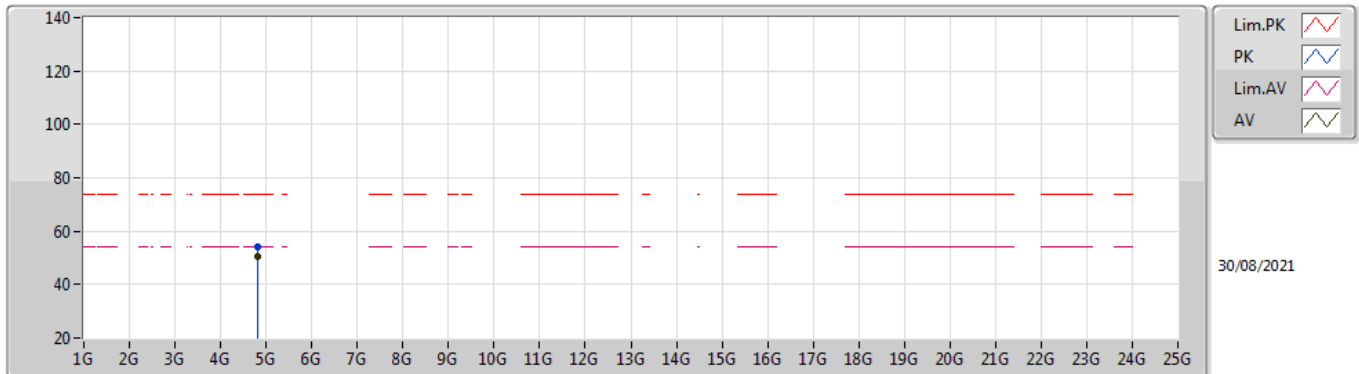


EUT Y_2TX
Setting 100
06-F-S-5

Type	Freq (Hz)	Level (dBuV/m)	Limit (dBuV/m)	Margin (dB)	Raw (dBuV)	Dist (m)	Condition	Azimuth (°)	Height (m)	Comment	AF (dB)	CL (dB)	PA (dB)
PK	2.3834G	57.86	74.00	-16.14	27.26	3	Horizontal	125	2.30	-	27.53	3.07	-
AV	2.3882G	46.25	54.00	-7.75	15.68	3	Horizontal	125	2.30	-	27.49	3.08	-
PK	2.413G	112.52	Inf	-Inf	82.06	3	Horizontal	125	2.30	-	27.35	3.11	-
AV	2.4112G	108.61	Inf	-Inf	78.14	3	Horizontal	125	2.30	-	27.36	3.11	-

802.11b_Nss1,(1Mbps)_2TX

2412MHz_TX

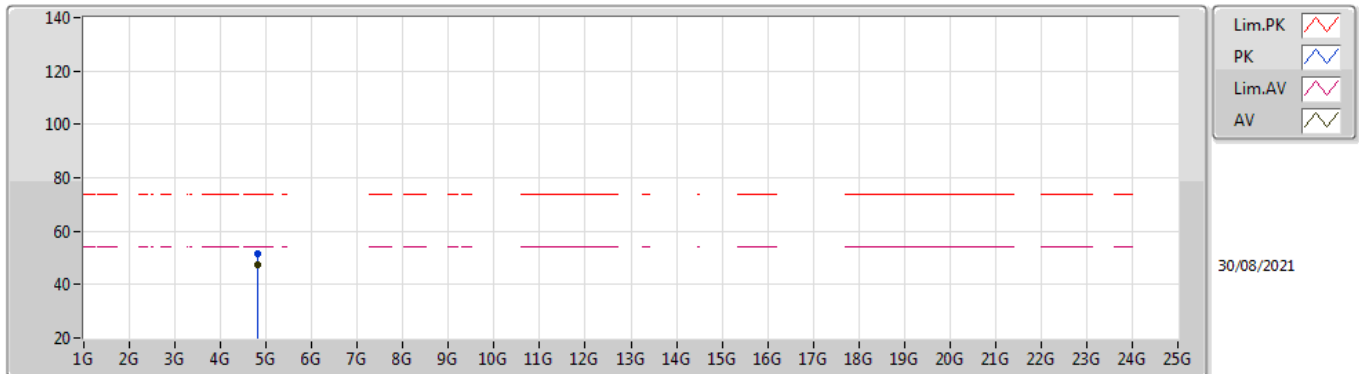


EUT Y_2TX
Setting 100
06-F-S-5

Type	Freq (Hz)	Level (dBuV/m)	Limit (dBuV/m)	Margin (dB)	Raw (dBuV)	Dist (m)	Condition	Azimuth (°)	Height (m)	Comment	AF (dB)	CL (dB)	PA (dB)
PK	4.824G	54.32	74.00	-19.68	50.33	3	Vertical	165	2.54	-	31.05	5.00	32.06
AV	4.82398G	50.29	54.00	-3.71	46.30	3	Vertical	165	2.54	-	31.05	5.00	32.06

802.11b_Nss1,(1Mbps)_2TX

2412MHz_TX

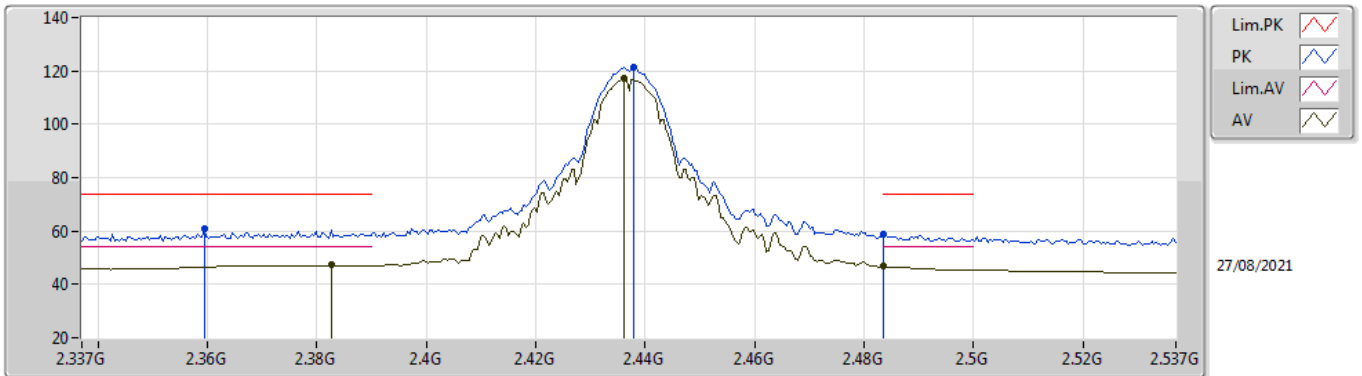


EUT Y_2TX
Setting 100
06-F-S-5

Type	Freq (Hz)	Level (dBuV/m)	Limit (dBuV/m)	Margin (dB)	Raw (dBuV)	Dist (m)	Condition	Azimuth (°)	Height (m)	Comment	AF (dB)	CL (dB)	PA (dB)
PK	4.82392G	51.42	74.00	-22.58	47.43	3	Horizontal	64	2.27	-	31.05	5.00	32.06
AV	4.82396G	47.19	54.00	-6.81	43.20	3	Horizontal	64	2.27	-	31.05	5.00	32.06

802.11b_Nss1,(1Mbps)_2TX

2437MHz_TX

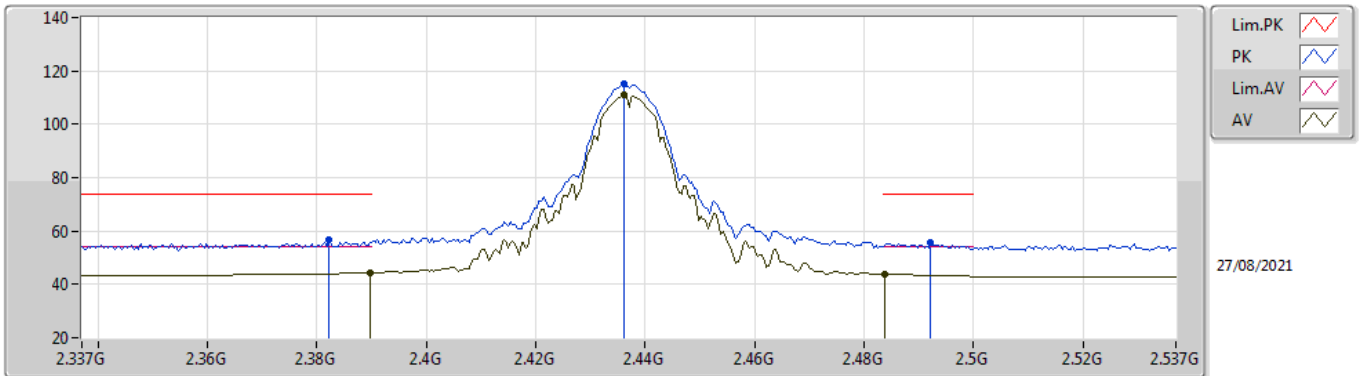


EUT_V_2TX
Setting 108
06-F-G-2

Type	Freq (Hz)	Level (dBuV/m)	Limit (dBuV/m)	Margin (dB)	Raw (dBuV)	Dist (m)	Condition	Azimuth (°)	Height (m)	Comment	AF (dB)	CL (dB)	PA (dB)
PK	2.3594G	60.81	74.00	-13.19	30.07	3	Vertical	9	2.83	-	27.72	3.02	-
AV	2.3826G	47.17	54.00	-6.83	16.56	3	Vertical	9	2.83	-	27.54	3.07	-
PK	2.4378G	121.29	Inf	-Inf	90.90	3	Vertical	9	2.83	-	27.25	3.14	-
AV	2.4362G	117.05	Inf	-Inf	86.65	3	Vertical	9	2.83	-	27.26	3.14	-
PK	2.4835G	59.01	74.00	-14.99	28.56	3	Vertical	9	2.83	-	27.27	3.18	-
AV	2.4835G	46.64	54.00	-7.36	16.19	3	Vertical	9	2.83	-	27.27	3.18	-

802.11b_Nss1,(1Mbps)_2TX

2437MHz_TX

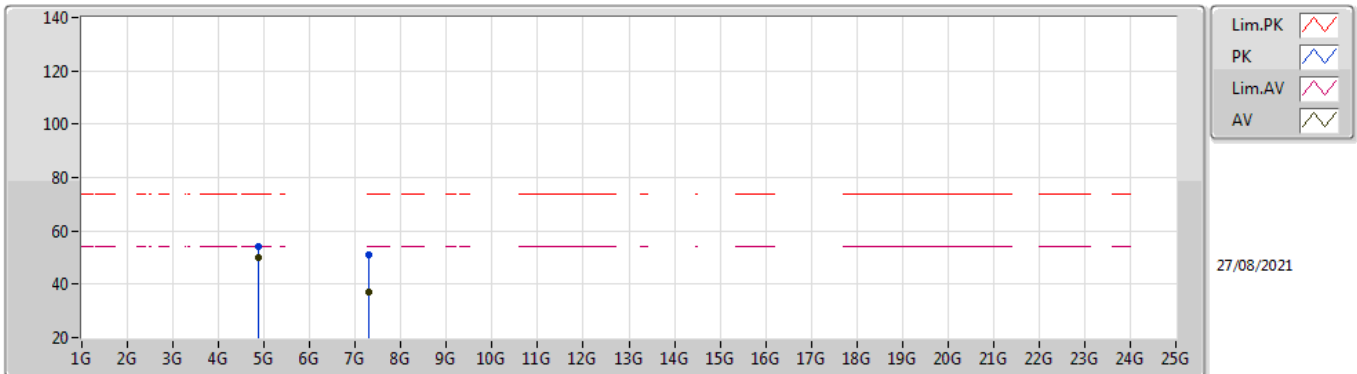


EUT_V_2TX
Setting 108
06-F-G-2

Type	Freq (Hz)	Level (dBuV/m)	Limit (dBuV/m)	Margin (dB)	Raw (dBuV)	Dist (m)	Condition	Azimuth (°)	Height (m)	Comment	AF (dB)	CL (dB)	PA (dB)
PK	2.3822G	56.48	74.00	-17.52	25.88	3	Horizontal	46	2.60	-	27.54	3.06	-
AV	2.3898G	44.36	54.00	-9.64	13.80	3	Horizontal	46	2.60	-	27.48	3.08	-
PK	2.4362G	115.11	Inf	-Inf	84.71	3	Horizontal	46	2.60	-	27.26	3.14	-
AV	2.4362G	110.88	Inf	-Inf	80.48	3	Horizontal	46	2.60	-	27.26	3.14	-
PK	2.4922G	55.47	74.00	-18.53	25.00	3	Horizontal	46	2.60	-	27.28	3.19	-
AV	2.4838G	43.71	54.00	-10.29	13.26	3	Horizontal	46	2.60	-	27.27	3.18	-

802.11b_Nss1,(1Mbps)_2TX

2437MHz_TX

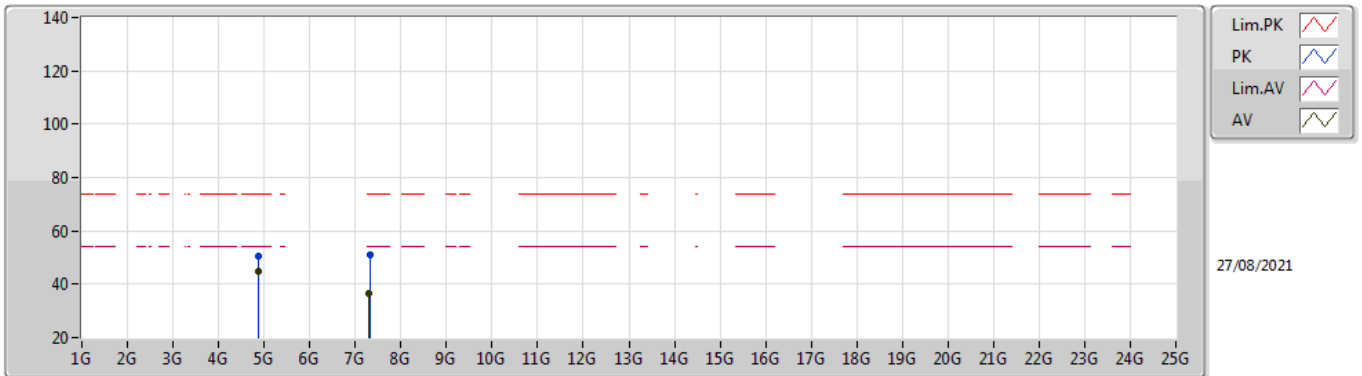


EUT Y_2TX
Setting 108
06-F-G-2

Type	Freq (Hz)	Level (dBuV/m)	Limit (dBuV/m)	Margin (dB)	Raw (dBuV)	Dist (m)	Condition	Azimuth (°)	Height (m)	Comment	AF (dB)	CL (dB)	PA (dB)
PK	4.87389G	53.99	74.00	-20.01	49.96	3	Vertical	352	2.36	-	31.05	5.00	32.02
AV	4.87397G	50.19	54.00	-3.81	46.16	3	Vertical	352	2.36	-	31.05	5.00	32.02
PK	7.3094G	51.10	74.00	-22.90	42.10	3	Vertical	0	1.80	-	36.36	6.10	33.46
AV	7.30916G	37.11	54.00	-16.89	28.11	3	Vertical	0	1.80	-	36.36	6.10	33.46

802.11b_Nss1,(1Mbps)_2TX

2437MHz_TX

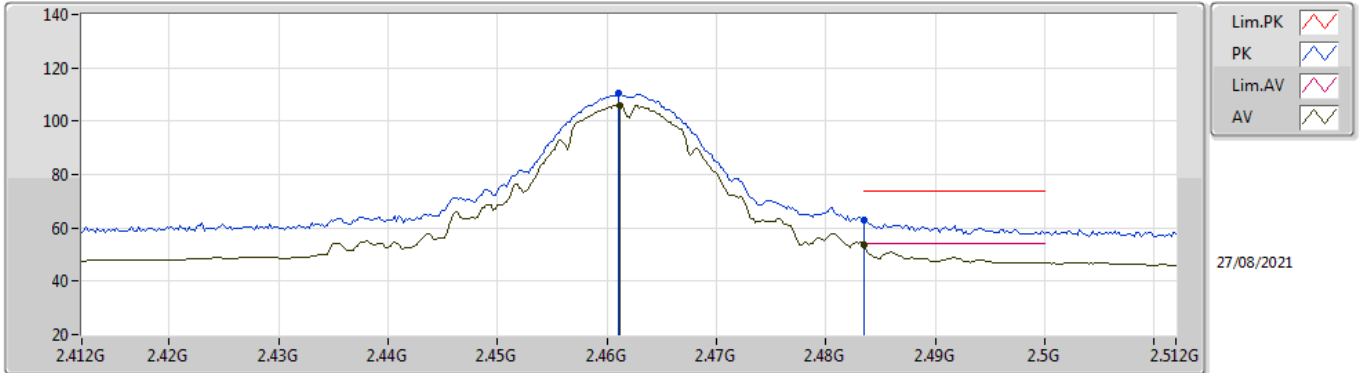


EUT Y_2TX
Setting 108
06-F-G-2

Type	Freq (Hz)	Level (dBuV/m)	Limit (dBuV/m)	Margin (dB)	Raw (dBuV)	Dist (m)	Condition	Azimuth (°)	Height (m)	Comment	AF (dB)	CL (dB)	PA (dB)
PK	4.87398G	50.51	74.00	-23.49	46.48	3	Horizontal	62	2.25	-	31.05	5.00	32.02
AV	4.87394G	44.93	54.00	-9.07	40.90	3	Horizontal	62	2.25	-	31.05	5.00	32.02
PK	7.31422G	50.98	74.00	-23.02	42.01	3	Horizontal	59	3.00	-	36.34	6.10	33.47
AV	7.3092G	36.79	54.00	-17.21	27.79	3	Horizontal	59	3.00	-	36.36	6.10	33.46

802.11b_Nss1,(1Mbps)_2TX

2462MHz_TX

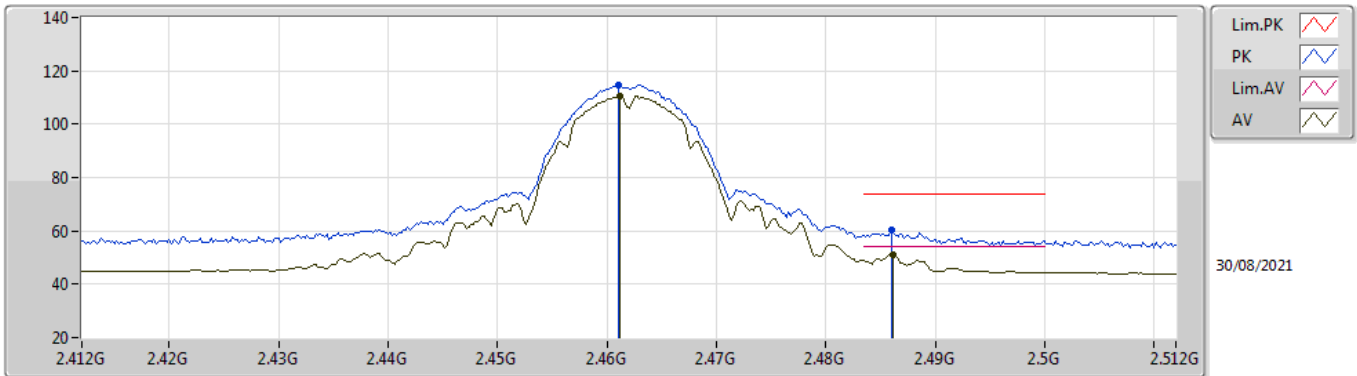


EUT Y_2TX
Setting 103
06-F-G-2

Type	Freq (Hz)	Level (dBuV/m)	Limit (dBuV/m)	Margin (dB)	Raw (dBuV)	Dist (m)	Condition	Azimuth (°)	Height (m)	Comment	AF (dB)	CL (dB)	PA (dB)
PK	2.461G	110.32	Inf	-Inf	79.94	3	Vertical	115	1.80	-	27.22	3.16	-
AV	2.4612G	106.12	Inf	-Inf	75.74	3	Vertical	115	1.80	-	27.22	3.16	-
PK	2.4835G	62.75	74.00	-11.25	32.30	3	Vertical	115	1.80	-	27.27	3.18	-
AV	2.4835G	53.61	54.00	-0.39	23.16	3	Vertical	115	1.80	-	27.27	3.18	-

802.11b_Nss1,(1Mbps)_2TX

2462MHz_TX

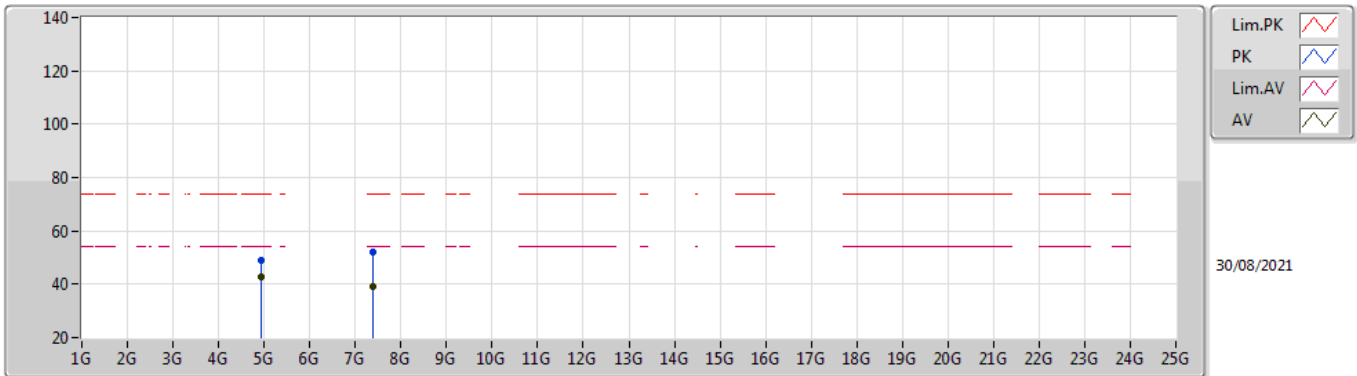


EUT Y_2TX
Setting 103
06-F-S-5

Type	Freq (Hz)	Level (dBuV/m)	Limit (dBuV/m)	Margin (dB)	Raw (dBuV)	Dist (m)	Condition	Azimuth (°)	Height (m)	Comment	AF (dB)	CL (dB)	PA (dB)
PK	2.461G	114.67	Inf	-Inf	84.29	3	Horizontal	262	2.94	-	27.22	3.16	-
AV	2.4612G	110.73	Inf	-Inf	80.35	3	Horizontal	262	2.94	-	27.22	3.16	-
PK	2.486G	60.10	74.00	-13.90	29.64	3	Horizontal	262	2.94	-	27.27	3.19	-
AV	2.4862G	51.01	54.00	-2.99	20.55	3	Horizontal	262	2.94	-	27.27	3.19	-

802.11b_Nss1,(1Mbps)_2TX

2462MHz_TX

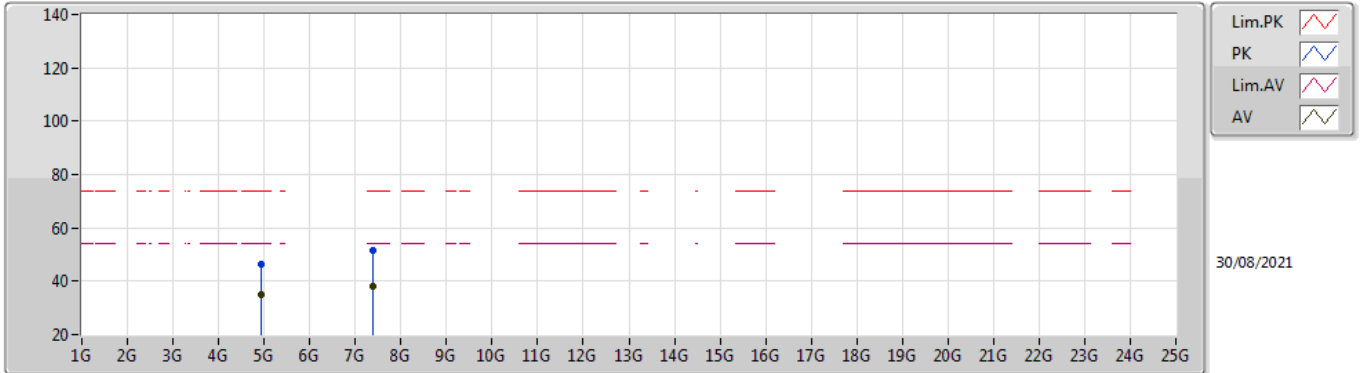


EUT Y_2TX
Setting 103
06-F-S-5

Type	Freq (Hz)	Level (dBuV/m)	Limit (dBuV/m)	Margin (dB)	Raw (dBuV)	Dist (m)	Condition	Azimuth (°)	Height (m)	Comment	AF (dB)	CL (dB)	PA (dB)
PK	4.92396G	49.08	74.00	-24.92	44.85	3	Vertical	357	2.35	-	31.20	5.00	31.97
AV	4.924G	42.71	54.00	-11.29	38.48	3	Vertical	357	2.35	-	31.20	5.00	31.97
PK	7.38676G	51.95	74.00	-22.05	43.30	3	Vertical	128	2.28	-	36.05	6.10	33.50
AV	7.3851G	39.01	54.00	-14.99	30.35	3	Vertical	128	2.28	-	36.06	6.10	33.50

802.11b_Nss1,(1Mbps)_2TX

2462MHz_TX

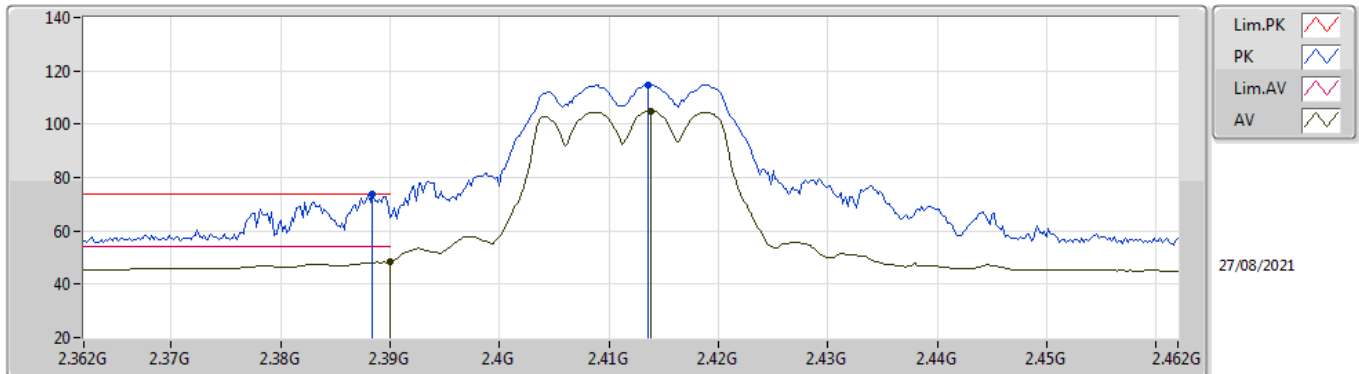


EUT Y_2TX
Setting 103
06-F-S-5

Type	Freq (Hz)	Level (dBuV/m)	Limit (dBuV/m)	Margin (dB)	Raw (dBuV)	Dist (m)	Condition	Azimuth (°)	Height (m)	Comment	AF (dB)	CL (dB)	PA (dB)
PK	4.92374G	46.24	74.00	-27.76	42.02	3	Horizontal	66	2.32	-	31.19	5.00	31.97
AV	4.92396G	34.76	54.00	-19.24	30.53	3	Horizontal	66	2.32	-	31.20	5.00	31.97
PK	7.38432G	51.55	74.00	-22.45	42.89	3	Horizontal	45	2.33	-	36.06	6.10	33.50
AV	7.38496G	38.36	54.00	-15.64	29.70	3	Horizontal	45	2.33	-	36.06	6.10	33.50

802.11g_Nss1,(6Mbps)_2TX

2412MHz_TX

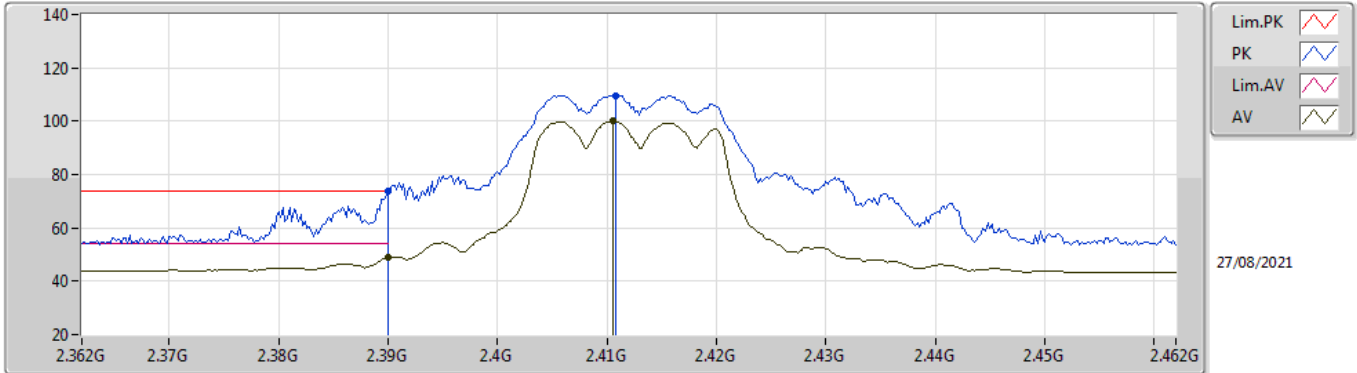


EUT_V_2TX
Setting 77
06-F-G-2

Type	Freq (Hz)	Level (dBuV/m)	Limit (dBuV/m)	Margin (dB)	Raw (dBuV)	Dist (m)	Condition	Azimuth (°)	Height (m)	Comment	AF (dB)	CL (dB)	PA (dB)
PK	2.3884G	73.84	74.00	-0.16	43.27	3	Vertical	114	1.28	-	27.49	3.08	-
AV	2.39G	48.57	54.00	-5.43	18.01	3	Vertical	114	1.28	-	27.48	3.08	-
PK	2.4136G	114.76	Inf	-Inf	84.30	3	Vertical	114	1.28	-	27.35	3.11	-
AV	2.4138G	104.80	Inf	-Inf	74.35	3	Vertical	114	1.28	-	27.34	3.11	-

802.11g_Nss1,(6Mbps)_2TX

2412MHz_TX

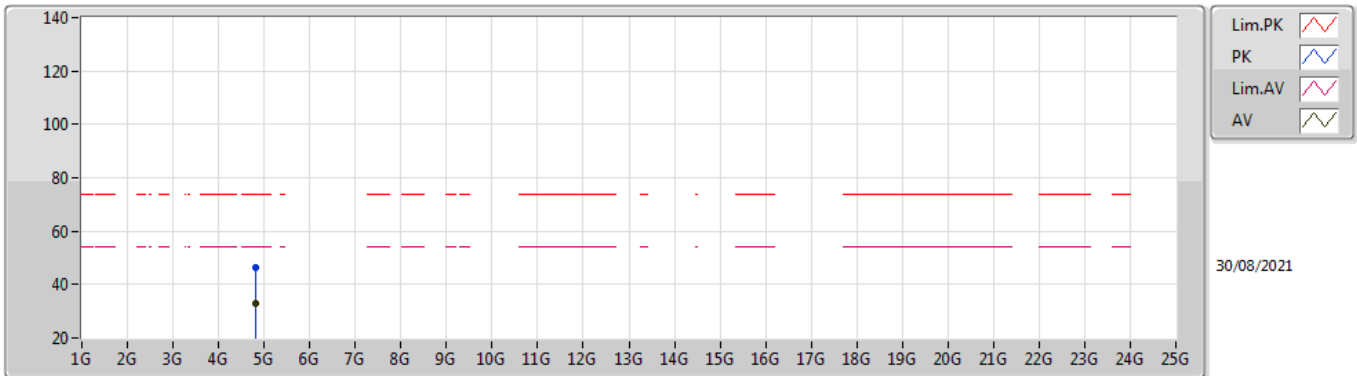


EUT_V_2TX
Setting 77
06-F-G-2

Type	Freq (Hz)	Level (dBuV/m)	Limit (dBuV/m)	Margin (dB)	Raw (dBuV)	Dist (m)	Condition	Azimuth (°)	Height (m)	Comment	AF (dB)	CL (dB)	PA (dB)
PK	2.39G	73.76	74.00	-0.24	43.20	3	Horizontal	143	1.05	-	27.48	3.08	-
AV	2.39G	48.74	54.00	-5.26	18.18	3	Horizontal	143	1.05	-	27.48	3.08	-
PK	2.4108G	109.68	Inf	-Inf	79.21	3	Horizontal	143	1.05	-	27.36	3.11	-
AV	2.4106G	99.95	Inf	-Inf	69.48	3	Horizontal	143	1.05	-	27.36	3.11	-

802.11g_Nss1,(6Mbps)_2TX

2412MHz_TX

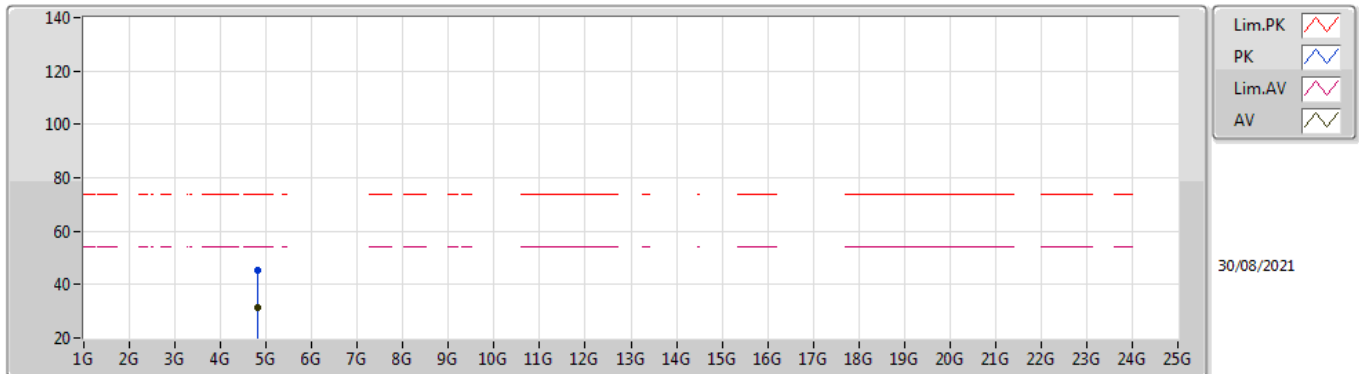


EUT Y_2TX
Setting 77
06-F-S-5

Type	Freq (Hz)	Level (dBuV/m)	Limit (dBuV/m)	Margin (dB)	Raw (dBuV)	Dist (m)	Condition	Azimuth (°)	Height (m)	Comment	AF (dB)	CL (dB)	PA (dB)
PK	4.81944G	46.14	74.00	-27.86	42.14	3	Vertical	146	2.27	-	31.06	5.00	32.06
AV	4.82484G	32.78	54.00	-21.22	28.79	3	Vertical	146	2.27	-	31.05	5.00	32.06

802.11g_Nss1,(6Mbps)_2TX

2412MHz_TX

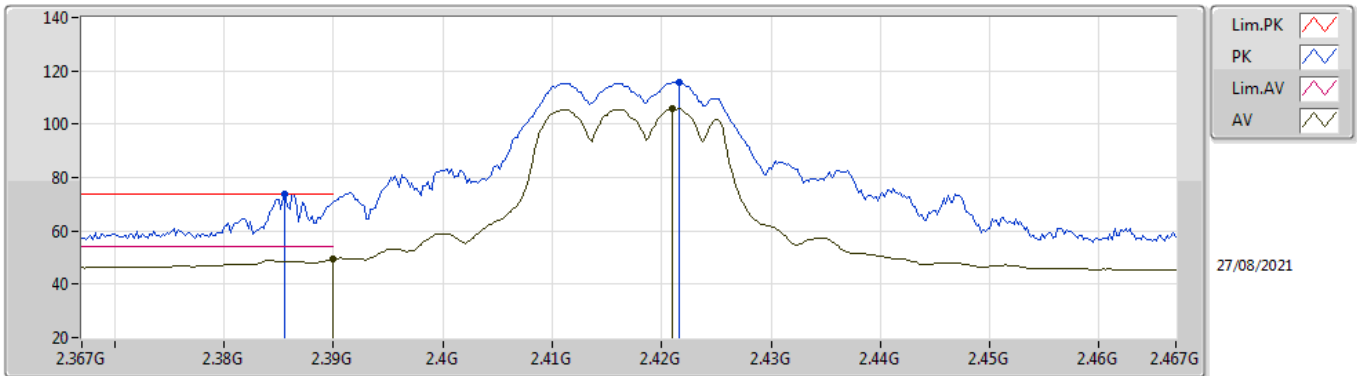


EUT Y_2TX
Setting 77
06-F-S-5

Type	Freq (Hz)	Level (dBuV/m)	Limit (dBuV/m)	Margin (dB)	Raw (dBuV)	Dist (m)	Condition	Azimuth (°)	Height (m)	Comment	AF (dB)	CL (dB)	PA (dB)
PK	4.82244G	45.13	74.00	-28.87	41.13	3	Horizontal	251	2.87	-	31.06	5.00	32.06
AV	4.82328G	31.52	54.00	-22.48	27.53	3	Horizontal	251	2.87	-	31.05	5.00	32.06

802.11g_Nss1,(6Mbps)_2TX

2417MHz_TX

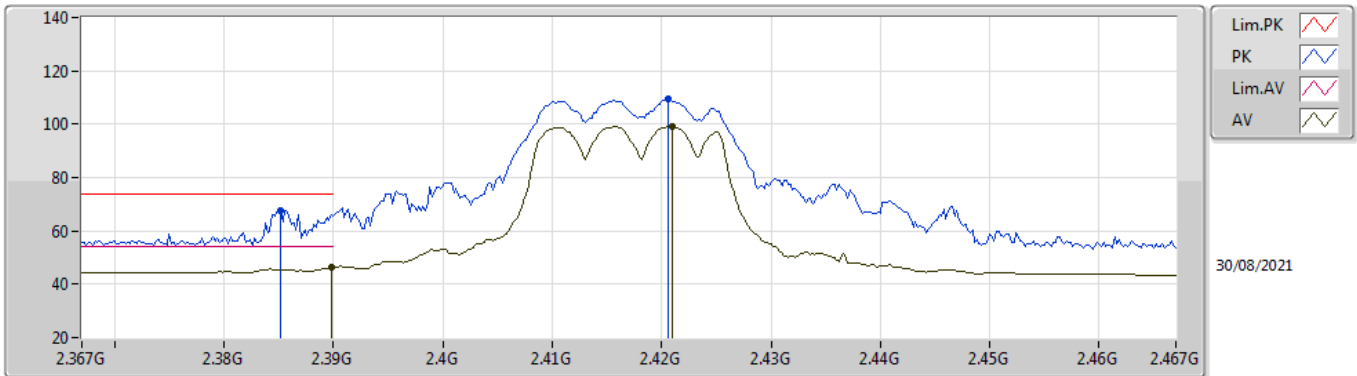


EUT Y_2TX
Setting 79
06-F-G-2

Type	Freq (Hz)	Level (dBuV/m)	Limit (dBuV/m)	Margin (dB)	Raw (dBuV)	Dist (m)	Condition	Azimuth (°)	Height (m)	Comment	AF (dB)	CL (dB)	PA (dB)
PK	2.3856G	73.83	74.00	-0.17	43.24	3	Vertical	112	1.00	-	27.52	3.07	-
AV	2.39G	49.29	54.00	-4.71	18.73	3	Vertical	112	1.00	-	27.48	3.08	-
PK	2.4216G	115.82	Inf	-Inf	85.39	3	Vertical	112	1.00	-	27.31	3.12	-
AV	2.421G	105.89	Inf	-Inf	75.45	3	Vertical	112	1.00	-	27.32	3.12	-

802.11g_Nss1,(6Mbps)_2TX

2417MHz_TX

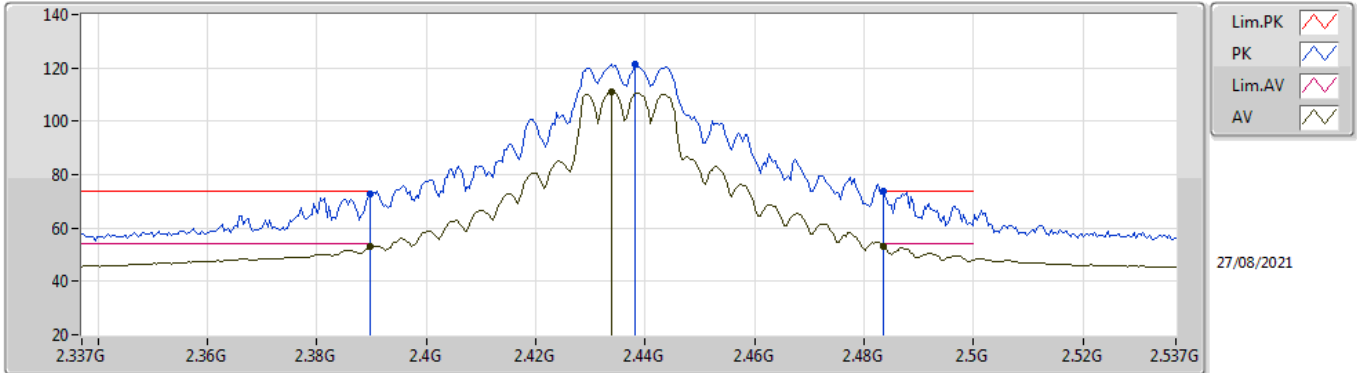


EUT_V_2TX
Setting 79
06-F-S-5

Type	Freq (Hz)	Level (dBuV/m)	Limit (dBuV/m)	Margin (dB)	Raw (dBuV)	Dist (m)	Condition	Azimuth (°)	Height (m)	Comment	AF (dB)	CL (dB)	PA (dB)
PK	2.3852G	67.63	74.00	-6.37	37.04	3	Horizontal	126	1.40	-	27.52	3.07	-
AV	2.3898G	46.24	54.00	-7.76	15.68	3	Horizontal	126	1.40	-	27.48	3.08	-
PK	2.4206G	109.44	Inf	-Inf	79.00	3	Horizontal	126	1.40	-	27.32	3.12	-
AV	2.421G	99.19	Inf	-Inf	68.75	3	Horizontal	126	1.40	-	27.32	3.12	-

802.11g_Nss1,(6Mbps)_2TX

2437MHz_TX

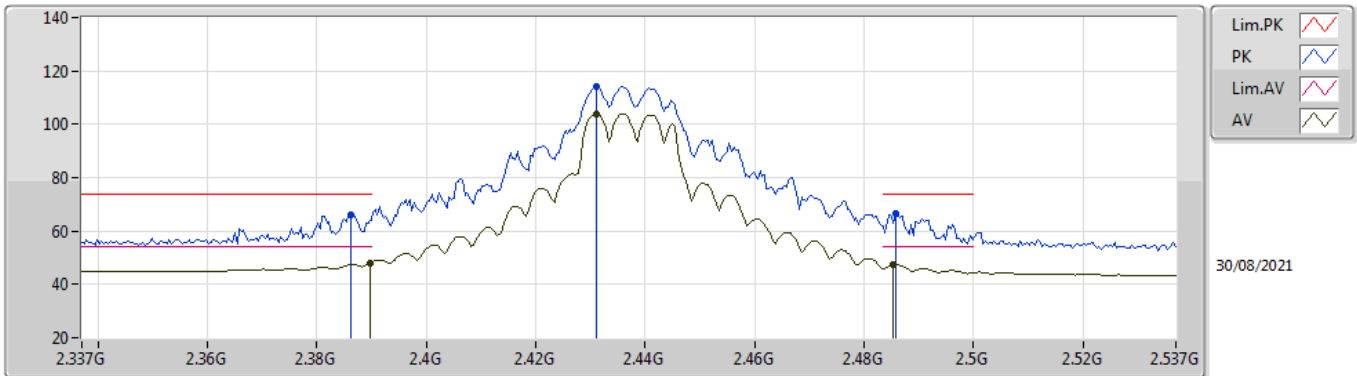


EUT_V_2TX
Setting 101
06-F-G-2

Type	Freq (Hz)	Level (dBuV/m)	Limit (dBuV/m)	Margin (dB)	Raw (dBuV)	Dist (m)	Condition	Azimuth (°)	Height (m)	Comment	AF (dB)	CL (dB)	PA (dB)
PK	2.3898G	72.67	74.00	-1.33	42.11	3	Vertical	96	1.01	-	27.48	3.08	-
AV	2.3898G	52.94	54.00	-1.06	22.38	3	Vertical	96	1.01	-	27.48	3.08	-
PK	2.4382G	121.29	Inf	-Inf	90.90	3	Vertical	96	1.01	-	27.25	3.14	-
AV	2.4338G	111.12	Inf	-Inf	80.73	3	Vertical	96	1.01	-	27.26	3.13	-
PK	2.4835G	73.61	74.00	-0.39	43.16	3	Vertical	96	1.01	-	27.27	3.18	-
AV	2.4835G	53.26	54.00	-0.74	22.81	3	Vertical	96	1.01	-	27.27	3.18	-

802.11g_Nss1,(6Mbps)_2TX

2437MHz_TX

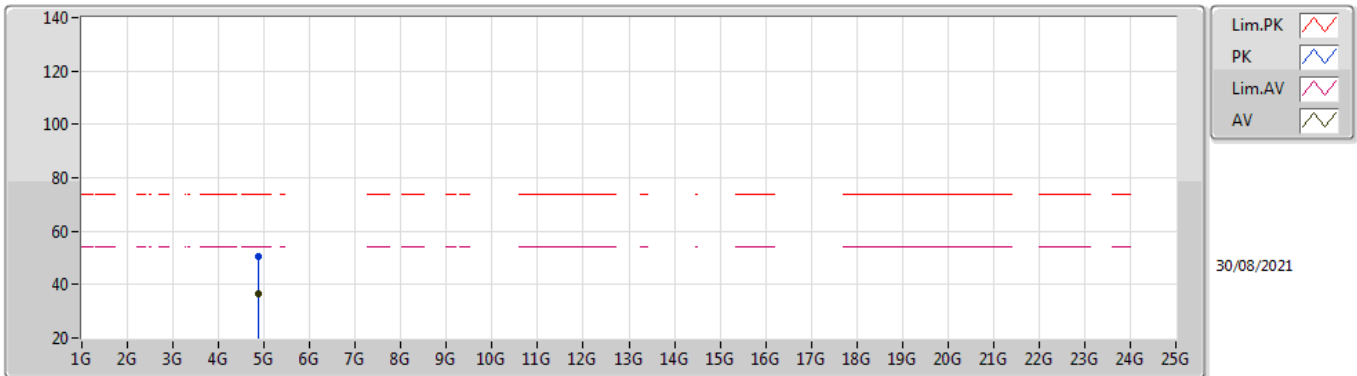


EUT_V_2TX
Setting 101
06-F-S-5

Type	Freq (Hz)	Level (dBuV/m)	Limit (dBuV/m)	Margin (dB)	Raw (dBuV)	Dist (m)	Condition	Azimuth (°)	Height (m)	Comment	AF (dB)	CL (dB)	PA (dB)
PK	2.3862G	66.22	74.00	-7.78	35.64	3	Horizontal	127	1.42	-	27.51	3.07	-
AV	2.3898G	48.11	54.00	-5.89	17.55	3	Horizontal	127	1.42	-	27.48	3.08	-
PK	2.431G	113.99	Inf	-Inf	83.58	3	Horizontal	127	1.42	-	27.28	3.13	-
AV	2.431G	104.01	Inf	-Inf	73.60	3	Horizontal	127	1.42	-	27.28	3.13	-
PK	2.4858G	66.52	74.00	-7.48	36.06	3	Horizontal	127	1.42	-	27.27	3.19	-
AV	2.4854G	47.29	54.00	-6.71	16.83	3	Horizontal	127	1.42	-	27.27	3.19	-

802.11g_Nss1,(6Mbps)_2TX

2437MHz_TX

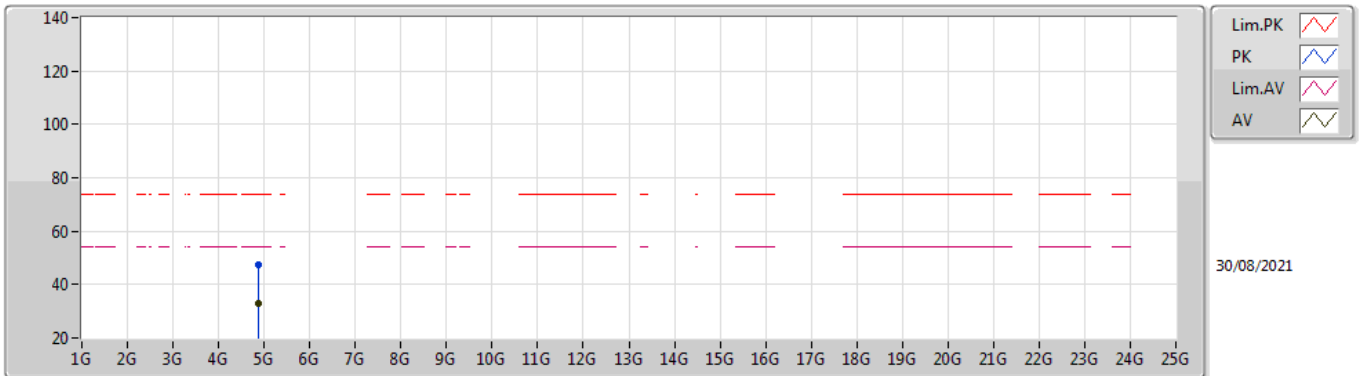


EUT Y_2TX
Setting 101
06-F-S-5

Type	Freq (Hz)	Level (dBuV/m)	Limit (dBuV/m)	Margin (dB)	Raw (dBuV)	Dist (m)	Condition	Azimuth (°)	Height (m)	Comment	AF (dB)	CL (dB)	PA (dB)
PK	4.87728G	50.36	74.00	-23.64	46.32	3	Vertical	355	2.14	-	31.05	5.00	32.01
AV	4.87288G	36.65	54.00	-17.35	32.62	3	Vertical	355	2.14	-	31.05	5.00	32.02

802.11g_Nss1,(6Mbps)_2TX

2437MHz_TX

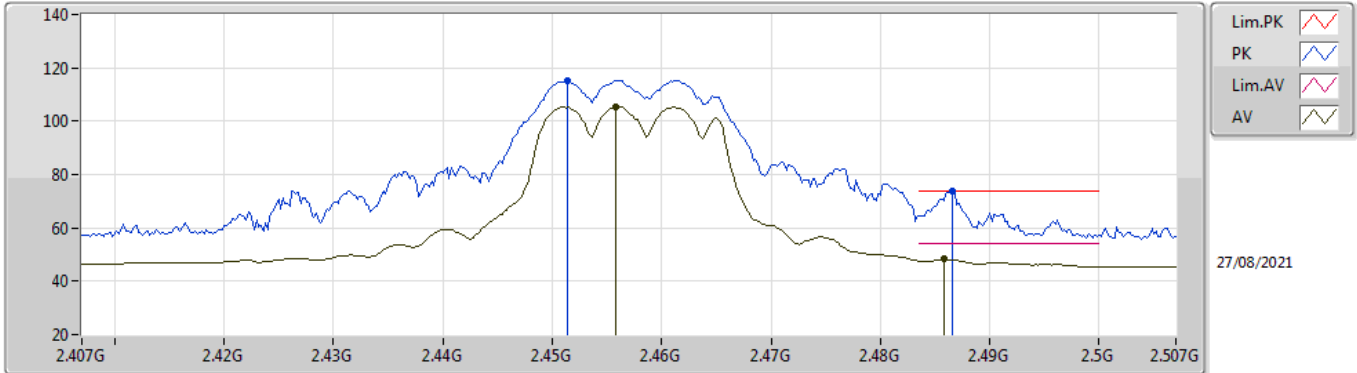


EUT Y_2TX
Setting 101
06-F-S-5

Type	Freq (Hz)	Level (dBuV/m)	Limit (dBuV/m)	Margin (dB)	Raw (dBuV)	Dist (m)	Condition	Azimuth (°)	Height (m)	Comment	AF (dB)	CL (dB)	PA (dB)
PK	4.87412G	47.25	74.00	-26.75	43.22	3	Horizontal	63	2.39	-	31.05	5.00	32.02
AV	4.87368G	32.77	54.00	-21.23	28.74	3	Horizontal	63	2.39	-	31.05	5.00	32.02

802.11g_Nss1,(6Mbps)_2TX

2457MHz_TX

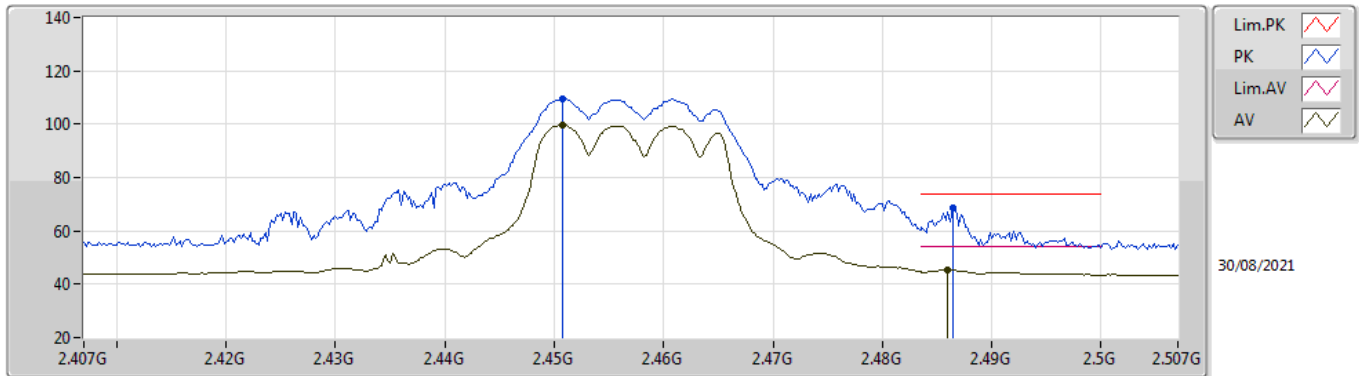


EUT_V_2TX
Setting 80
06-F-G-2

Type	Freq (Hz)	Level (dBuV/m)	Limit (dBuV/m)	Margin (dB)	Raw (dBuV)	Dist (m)	Condition	Azimuth (°)	Height (m)	Comment	AF (dB)	CL (dB)	PA (dB)
PK	2.4514G	115.19	Inf	-Inf	84.84	3	Vertical	114	1.06	-	27.20	3.15	-
AV	2.4558G	105.43	Inf	-Inf	75.06	3	Vertical	114	1.06	-	27.21	3.16	-
PK	2.4866G	73.59	74.00	-0.41	43.13	3	Vertical	114	1.06	-	27.27	3.19	-
AV	2.4858G	48.23	54.00	-5.77	17.77	3	Vertical	114	1.06	-	27.27	3.19	-

802.11g_Nss1,(6Mbps)_2TX

2457MHz_TX

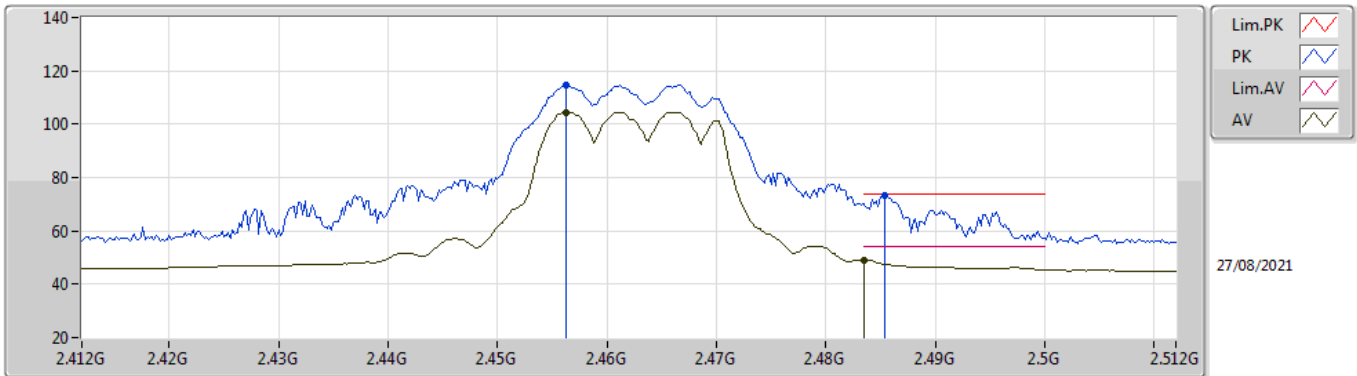


EUT_V_2TX
Setting 80
06-F-S-5

Type	Freq (Hz)	Level (dBuV/m)	Limit (dBuV/m)	Margin (dB)	Raw (dBuV)	Dist (m)	Condition	Azimuth (°)	Height (m)	Comment	AF (dB)	CL (dB)	PA (dB)
PK	2.4508G	109.63	Inf	-Inf	79.28	3	Horizontal	126	1.34	-	27.20	3.15	-
AV	2.4508G	99.61	Inf	-Inf	69.26	3	Horizontal	126	1.34	-	27.20	3.15	-
PK	2.4864G	68.40	74.00	-5.60	37.94	3	Horizontal	126	1.34	-	27.27	3.19	-
AV	2.486G	45.27	54.00	-8.73	14.81	3	Horizontal	126	1.34	-	27.27	3.19	-

802.11g_Nss1,(6Mbps)_2TX

2462MHz_TX

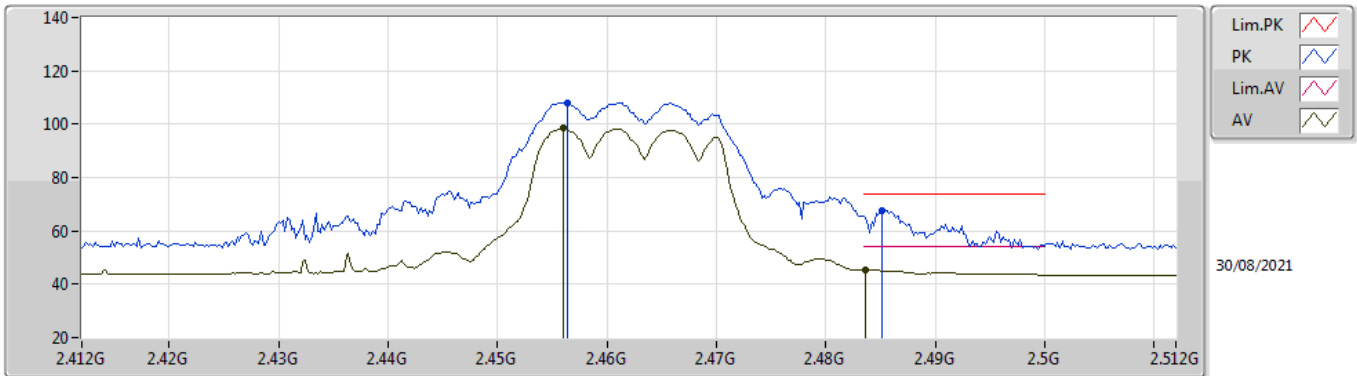


EUT_V_2TX
Setting 77
06-F-G-2

Type	Freq (Hz)	Level (dBuV/m)	Limit (dBuV/m)	Margin (dB)	Raw (dBuV)	Dist (m)	Condition	Azimuth (°)	Height (m)	Comment	AF (dB)	CL (dB)	PA (dB)
PK	2.4562G	114.54	Inf	-Inf	84.17	3	Vertical	113	1.01	-	27.21	3.16	-
AV	2.4562G	104.53	Inf	-Inf	74.16	3	Vertical	113	1.01	-	27.21	3.16	-
PK	2.4854G	73.07	74.00	-0.93	42.61	3	Vertical	113	1.01	-	27.27	3.19	-
AV	2.4835G	48.94	54.00	-5.06	18.49	3	Vertical	113	1.01	-	27.27	3.18	-

802.11g_Nss1,(6Mbps)_2TX

2462MHz_TX

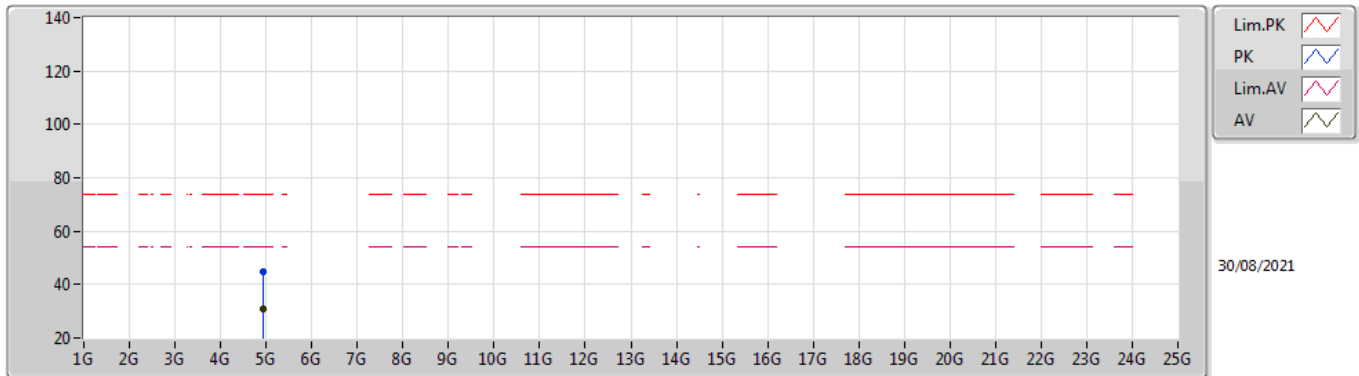


EUT_V_2TX
Setting 77
06-F-S-5

Type	Freq (Hz)	Level (dBuV/m)	Limit (dBuV/m)	Margin (dB)	Raw (dBuV)	Dist (m)	Condition	Azimuth (°)	Height (m)	Comment	AF (dB)	CL (dB)	PA (dB)
PK	2.4564G	108.13	Inf	-Inf	77.76	3	Horizontal	126	1.36	-	27.21	3.16	-
AV	2.456G	98.42	Inf	-Inf	68.05	3	Horizontal	126	1.36	-	27.21	3.16	-
PK	2.4852G	67.65	74.00	-6.35	37.19	3	Horizontal	126	1.36	-	27.27	3.19	-
AV	2.4836G	45.29	54.00	-8.71	14.84	3	Horizontal	126	1.36	-	27.27	3.18	-

802.11g_Nss1,(6Mbps)_2TX

2462MHz_TX

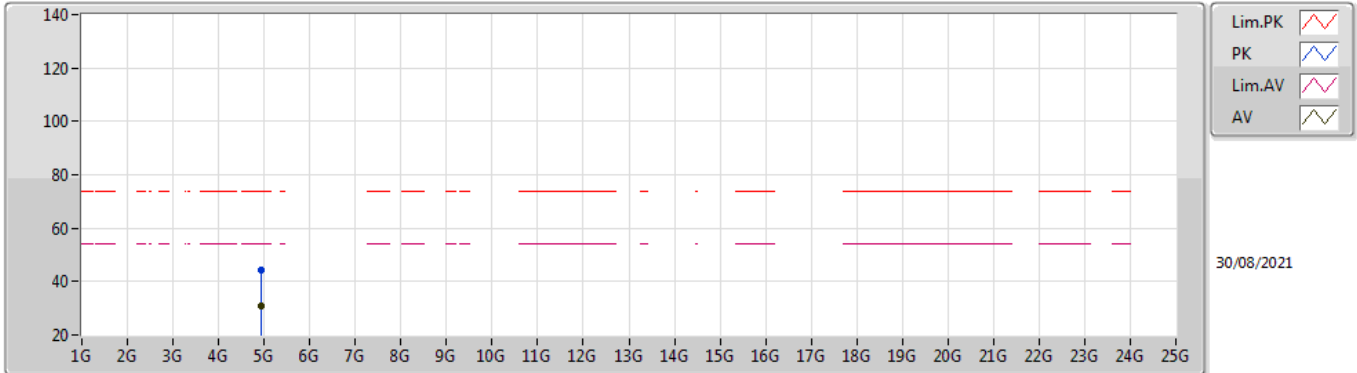


EUT Y_2TX
Setting 77
06-F-S-5

Type	Freq (Hz)	Level (dBuV/m)	Limit (dBuV/m)	Margin (dB)	Raw (dBuV)	Dist (m)	Condition	Azimuth (°)	Height (m)	Comment	AF (dB)	CL (dB)	PA (dB)
PK	4.92344G	45.02	74.00	-28.98	40.80	3	Vertical	356	1.80	-	31.19	5.00	31.97
AV	4.9228G	31.12	54.00	-22.88	26.90	3	Vertical	356	1.80	-	31.19	5.00	31.97

802.11g_Nss1,(6Mbps)_2TX

2462MHz_TX

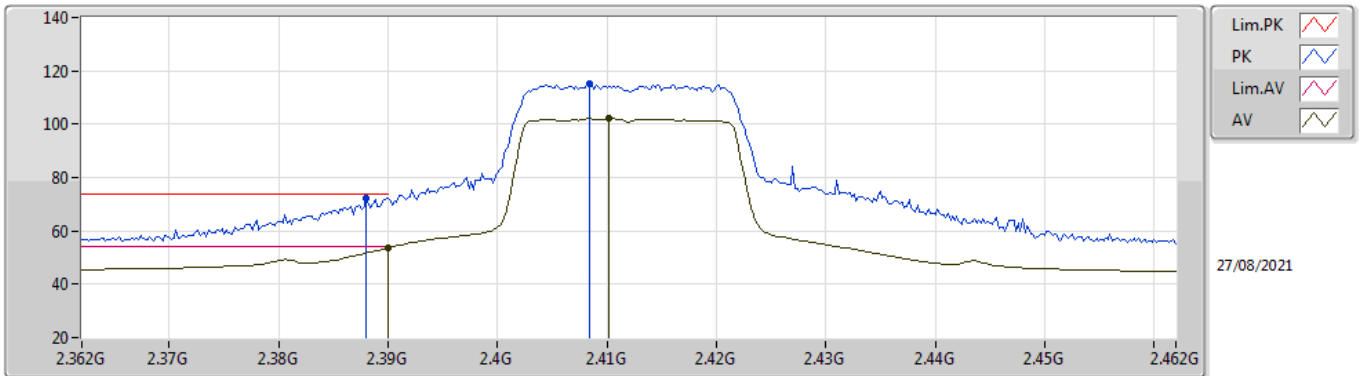


EUT Y_2TX
Setting 77
06-F-S-5

Type	Freq (Hz)	Level (dBuV/m)	Limit (dBuV/m)	Margin (dB)	Raw (dBuV)	Dist (m)	Condition	Azimuth (°)	Height (m)	Comment	AF (dB)	CL (dB)	PA (dB)
PK	4.9238G	44.46	74.00	-29.54	40.23	3	Horizontal	215	2.74	-	31.20	5.00	31.97
AV	4.93388G	30.70	54.00	-23.30	26.43	3	Horizontal	215	2.74	-	31.24	5.00	31.97

802.11ax HEW20_Nss2,(MCS0)_2TX

2412MHz_TX

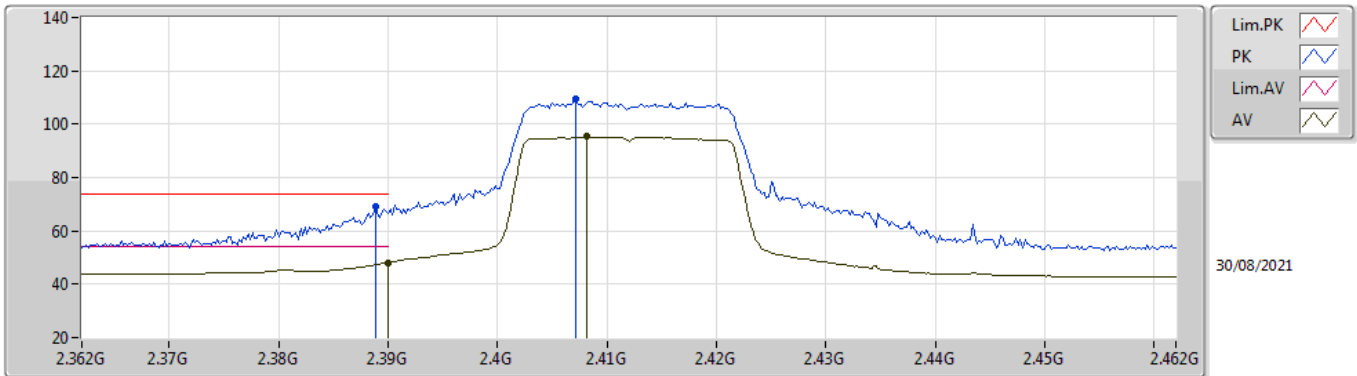


EUT Y_2TX
Setting 76
06-F-G-2

Type	Freq (Hz)	Level (dBuV/m)	Limit (dBuV/m)	Margin (dB)	Raw (dBuV)	Dist (m)	Condition	Azimuth (°)	Height (m)	Comment	AF (dB)	CL (dB)	PA (dB)
PK	2.388G	72.13	74.00	-1.87	41.55	3	Vertical	112	1.11	-	27.50	3.08	-
AV	2.39G	53.69	54.00	-0.31	23.13	3	Vertical	112	1.11	-	27.48	3.08	-
PK	2.4084G	115.19	Inf	-Inf	84.71	3	Vertical	112	1.11	-	27.37	3.11	-
AV	2.4102G	102.20	Inf	-Inf	71.73	3	Vertical	112	1.11	-	27.36	3.11	-

802.11ax HEW20_Nss2,(MCS0)_2TX

2412MHz_TX

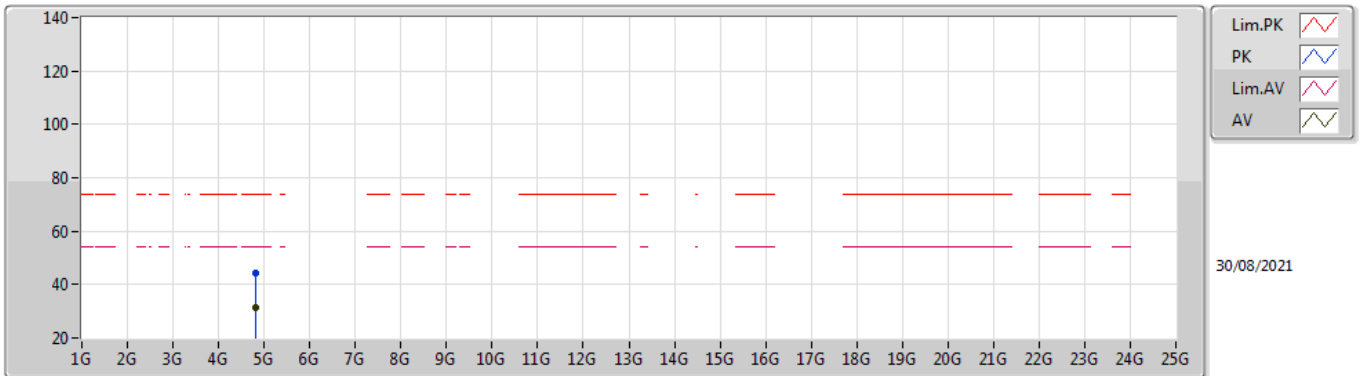


EUT_V_2TX
Setting 76
06-F-G-2

Type	Freq (Hz)	Level (dBuV/m)	Limit (dBuV/m)	Margin (dB)	Raw (dBuV)	Dist (m)	Condition	Azimuth (°)	Height (m)	Comment	AF (dB)	CL (dB)	PA (dB)
PK	2.3888G	68.93	74.00	-5.07	38.36	3	Horizontal	57	3.00	-	27.49	3.08	-
AV	2.39G	48.10	54.00	-5.90	17.54	3	Horizontal	57	3.00	-	27.48	3.08	-
PK	2.4072G	109.55	Inf	-Inf	79.07	3	Horizontal	57	3.00	-	27.37	3.11	-
AV	2.4082G	95.27	Inf	-Inf	64.79	3	Horizontal	57	3.00	-	27.37	3.11	-

802.11ax HEW20_Nss2,(MCS0)_2TX

2412MHz_TX

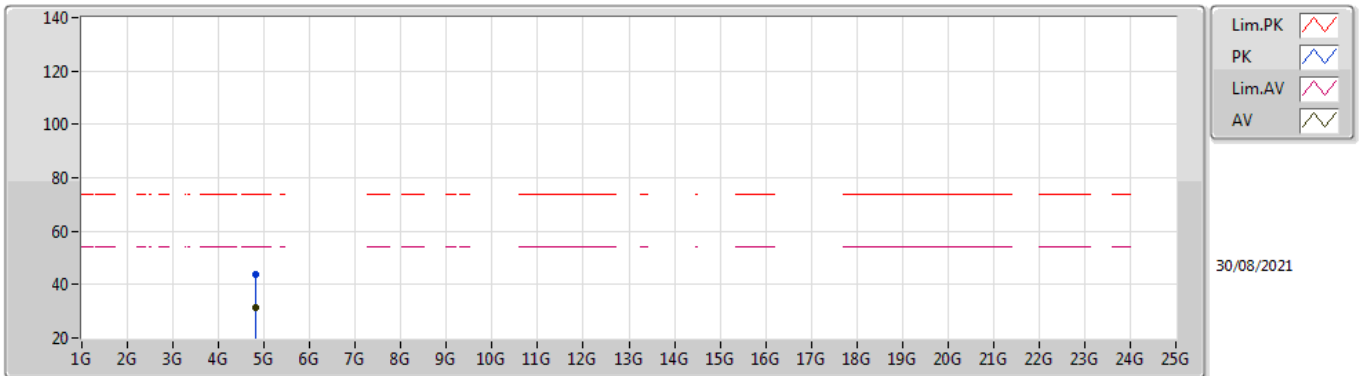


EUT Y_2TX
Setting 76
06-F-S-5

Type	Freq (Hz)	Level (dBuV/m)	Limit (dBuV/m)	Margin (dB)	Raw (dBuV)	Dist (m)	Condition	Azimuth (°)	Height (m)	Comment	AF (dB)	CL (dB)	PA (dB)
PK	4.8254G	44.45	74.00	-29.55	40.46	3	Vertical	126	2.34	-	31.05	5.00	32.06
AV	4.82204G	31.39	54.00	-22.61	27.39	3	Vertical	126	2.34	-	31.06	5.00	32.06

802.11ax HEW20_Nss2,(MCS0)_2TX

2412MHz_TX

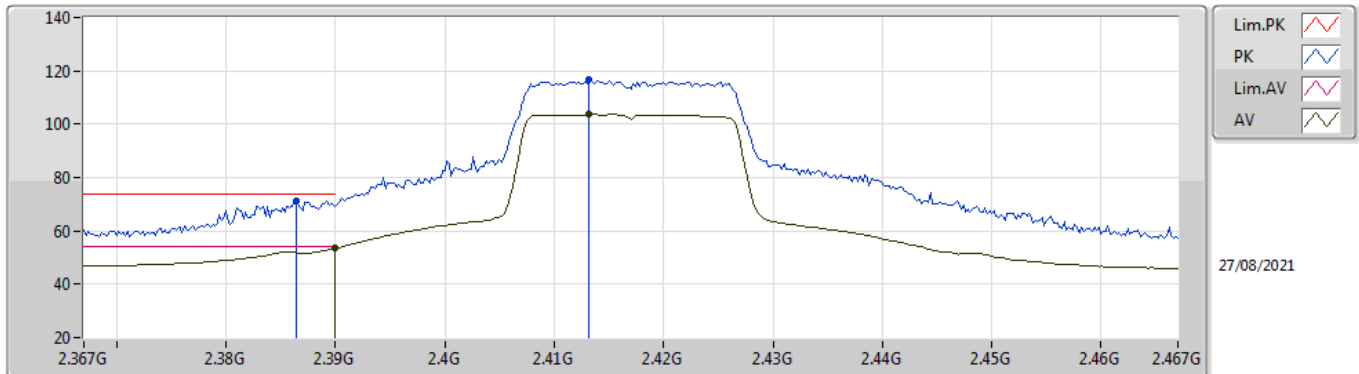


EUT Y_2TX
Setting 76
06-F-S-5

Type	Freq (Hz)	Level (dBuV/m)	Limit (dBuV/m)	Margin (dB)	Raw (dBuV)	Dist (m)	Condition	Azimuth (°)	Height (m)	Comment	AF (dB)	CL (dB)	PA (dB)
PK	4.82144G	43.90	74.00	-30.10	39.90	3	Horizontal	82	1.80	-	31.06	5.00	32.06
AV	4.81908G	31.41	54.00	-22.59	27.41	3	Horizontal	82	1.80	-	31.06	5.00	32.06

802.11ax HEW20_Nss2,(MCS0)_2TX

2417MHz_TX

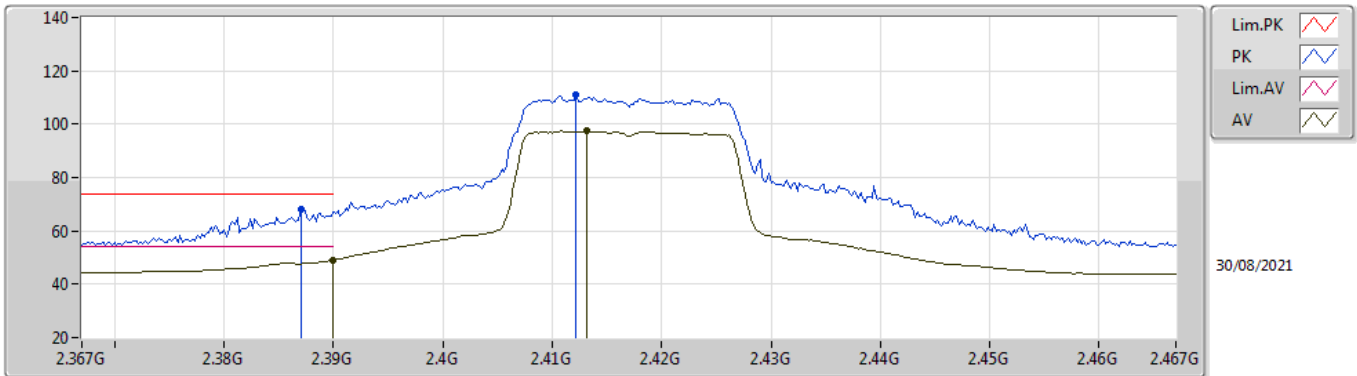


EUT Y_2TX
Setting 82
06-F-G-2

Type	Freq (Hz)	Level (dBuV/m)	Limit (dBuV/m)	Margin (dB)	Raw (dBuV)	Dist (m)	Condition	Azimuth (°)	Height (m)	Comment	AF (dB)	CL (dB)	PA (dB)
PK	2.3864G	71.40	74.00	-2.60	40.82	3	Vertical	112	1.08	-	27.51	3.07	-
AV	2.39G	53.45	54.00	-0.55	22.89	3	Vertical	112	1.08	-	27.48	3.08	-
PK	2.4132G	116.74	Inf	-Inf	86.28	3	Vertical	112	1.08	-	27.35	3.11	-
AV	2.4132G	103.83	Inf	-Inf	73.37	3	Vertical	112	1.08	-	27.35	3.11	-

802.11ax HEW20_Nss2,(MCS0)_2TX

2417MHz_TX

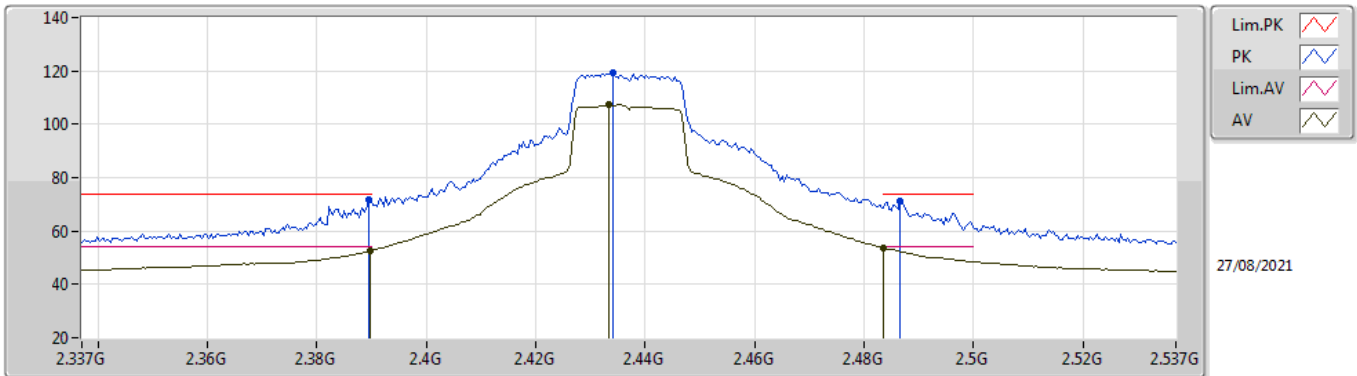


EUT Y_2TX
Setting 82
06-F-S-5

Type	Freq (Hz)	Level (dBuV/m)	Limit (dBuV/m)	Margin (dB)	Raw (dBuV)	Dist (m)	Condition	Azimuth (°)	Height (m)	Comment	AF (dB)	CL (dB)	PA (dB)
PK	2.387G	68.14	74.00	-5.86	37.57	3	Horizontal	128	1.85	-	27.50	3.07	-
AV	2.39G	48.95	54.00	-5.05	18.39	3	Horizontal	128	1.85	-	27.48	3.08	-
PK	2.4122G	111.15	Inf	-Inf	80.69	3	Horizontal	128	1.85	-	27.35	3.11	-
AV	2.4132G	97.34	Inf	-Inf	66.88	3	Horizontal	128	1.85	-	27.35	3.11	-

802.11ax HEW20_Nss2,(MCS0)_2TX

2437MHz_TX

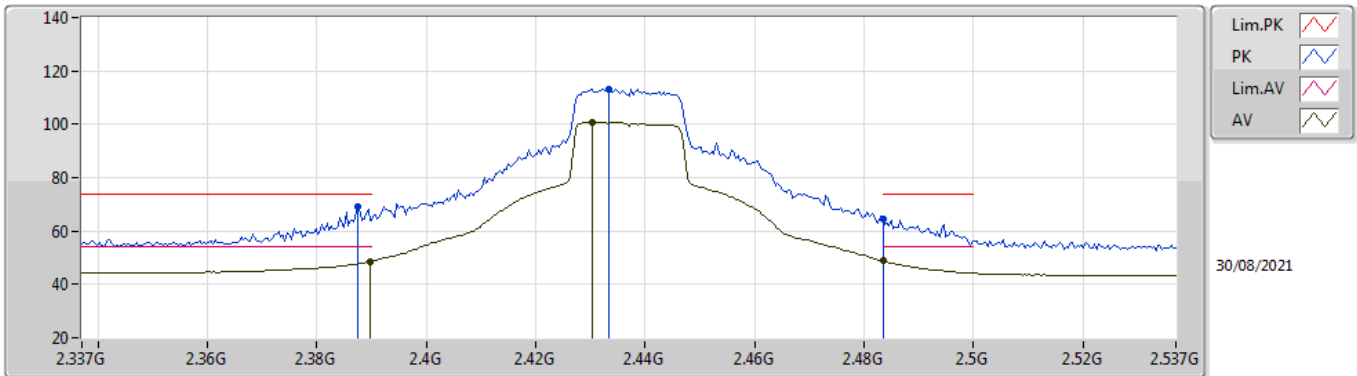


EUT_V_2TX
Setting 99
06-F-G-2

Type	Freq (Hz)	Level (dBuV/m)	Limit (dBuV/m)	Margin (dB)	Raw (dBuV)	Dist (m)	Condition	Azimuth (°)	Height (m)	Comment	AF (dB)	CL (dB)	PA (dB)
PK	2.3894G	71.68	74.00	-2.32	41.12	3	Vertical	98	1.23	-	27.48	3.08	-
AV	2.3898G	52.47	54.00	-1.53	21.91	3	Vertical	98	1.23	-	27.48	3.08	-
PK	2.4342G	119.22	Inf	-Inf	88.83	3	Vertical	98	1.23	-	27.26	3.13	-
AV	2.4334G	107.31	Inf	-Inf	76.91	3	Vertical	98	1.23	-	27.27	3.13	-
PK	2.4866G	71.26	74.00	-2.74	40.80	3	Vertical	98	1.23	-	27.27	3.19	-
AV	2.4835G	53.71	54.00	-0.29	23.26	3	Vertical	98	1.23	-	27.27	3.18	-

802.11ax HEW20_Nss2,(MCS0)_2TX

2437MHz_TX

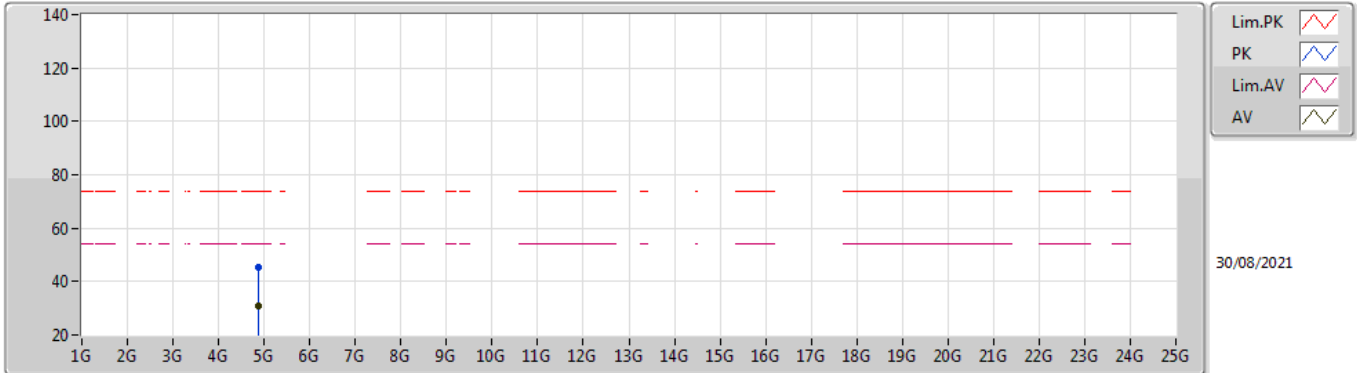


EUT_V_2TX
Setting 99
06-F-S-5

Type	Freq (Hz)	Level (dBuV/m)	Limit (dBuV/m)	Margin (dB)	Raw (dBuV)	Dist (m)	Condition	Azimuth (°)	Height (m)	Comment	AF (dB)	CL (dB)	PA (dB)
PK	2.3874G	69.27	74.00	-4.73	38.70	3	Horizontal	130	2.88	-	27.50	3.07	-
AV	2.3898G	48.65	54.00	-5.35	18.09	3	Horizontal	130	2.88	-	27.48	3.08	-
PK	2.4334G	113.25	Inf	-Inf	82.85	3	Horizontal	130	2.88	-	27.27	3.13	-
AV	2.4302G	100.88	Inf	-Inf	70.47	3	Horizontal	130	2.88	-	27.28	3.13	-
PK	2.4835G	64.41	74.00	-9.59	33.96	3	Horizontal	130	2.88	-	27.27	3.18	-
AV	2.4835G	48.82	54.00	-5.18	18.37	3	Horizontal	130	2.88	-	27.27	3.18	-

802.11ax HEW20_Nss2,(MCS0)_2TX

2437MHz_TX

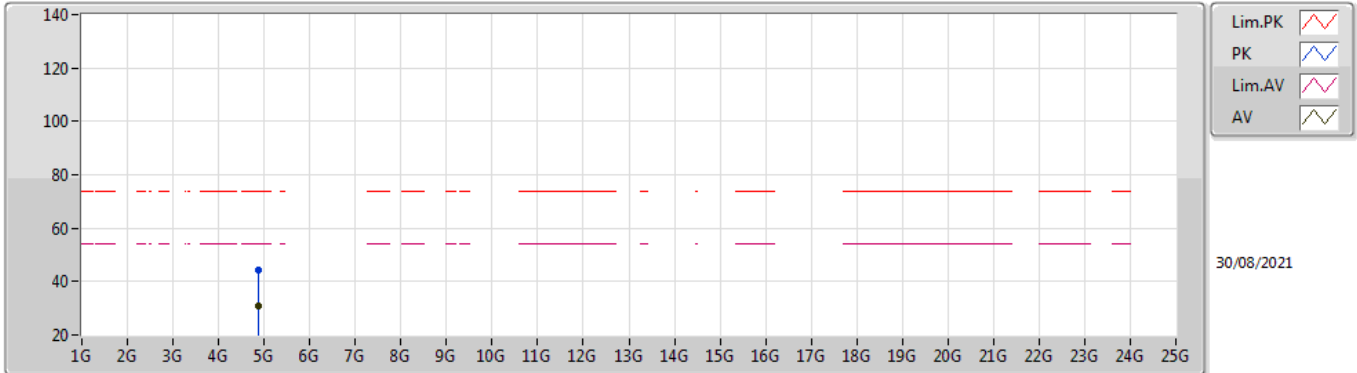


EUT Y_2TX
Setting 99
06-F-S-5

Type	Freq (Hz)	Level (dBuV/m)	Limit (dBuV/m)	Margin (dB)	Raw (dBuV)	Dist (m)	Condition	Azimuth (°)	Height (m)	Comment	AF (dB)	CL (dB)	PA (dB)
PK	4.88364G	45.16	74.00	-28.84	41.10	3	Vertical	268	2.30	-	31.07	5.00	32.01
AV	4.88352G	30.95	54.00	-23.05	26.89	3	Vertical	268	2.30	-	31.07	5.00	32.01

802.11ax HEW20_Nss2,(MCS0)_2TX

2437MHz_TX

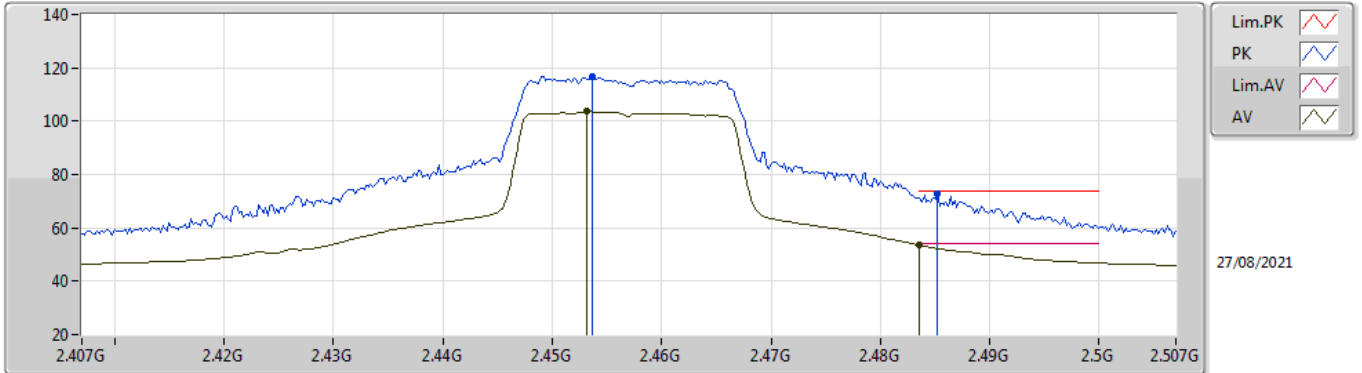


EUT Y_2TX
Setting 99
06-F-S-5

Type	Freq (Hz)	Level (dBuV/m)	Limit (dBuV/m)	Margin (dB)	Raw (dBuV)	Dist (m)	Condition	Azimuth (°)	Height (m)	Comment	AF (dB)	CL (dB)	PA (dB)
PK	4.87108G	44.47	74.00	-29.53	40.45	3	Horizontal	52	2.19	-	31.04	5.00	32.02
AV	4.87996G	30.94	54.00	-23.06	26.89	3	Horizontal	52	2.19	-	31.06	5.00	32.01

802.11ax HEW20_Nss2,(MCS0)_2TX

2457MHz_TX

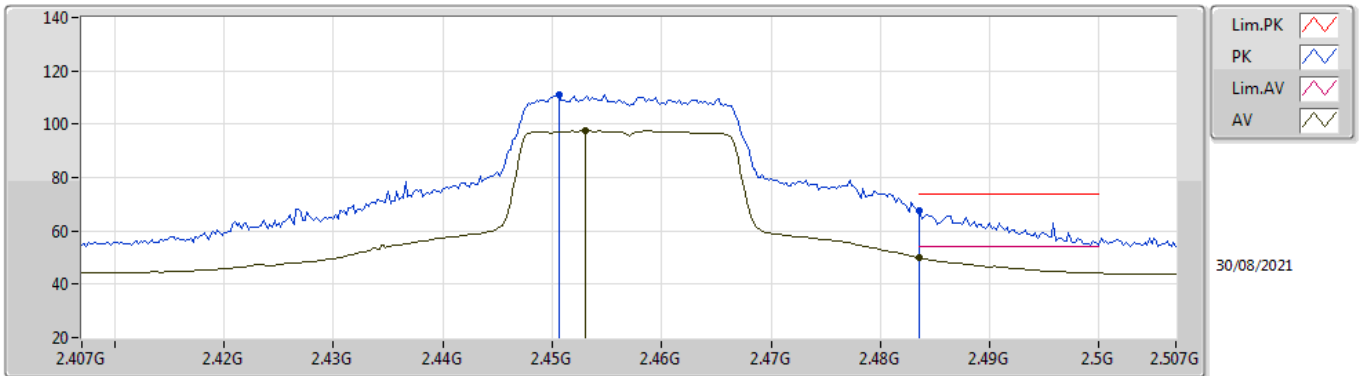


EUT Y_2TX
Setting 83
06-F-G-2

Type	Freq (Hz)	Level (dBuV/m)	Limit (dBuV/m)	Margin (dB)	Raw (dBuV)	Dist (m)	Condition	Azimuth (°)	Height (m)	Comment	AF (dB)	CL (dB)	PA (dB)
PK	2.4536G	116.93	Inf	-Inf	86.57	3	Vertical	111	1.38	-	27.21	3.15	-
AV	2.4532G	103.61	Inf	-Inf	73.25	3	Vertical	111	1.38	-	27.21	3.15	-
PK	2.4852G	72.58	74.00	-1.42	42.12	3	Vertical	111	1.38	-	27.27	3.19	-
AV	2.4835G	53.65	54.00	-0.35	23.20	3	Vertical	111	1.38	-	27.27	3.18	-

802.11ax HEW20_Nss2,(MCS0)_2TX

2457MHz_TX

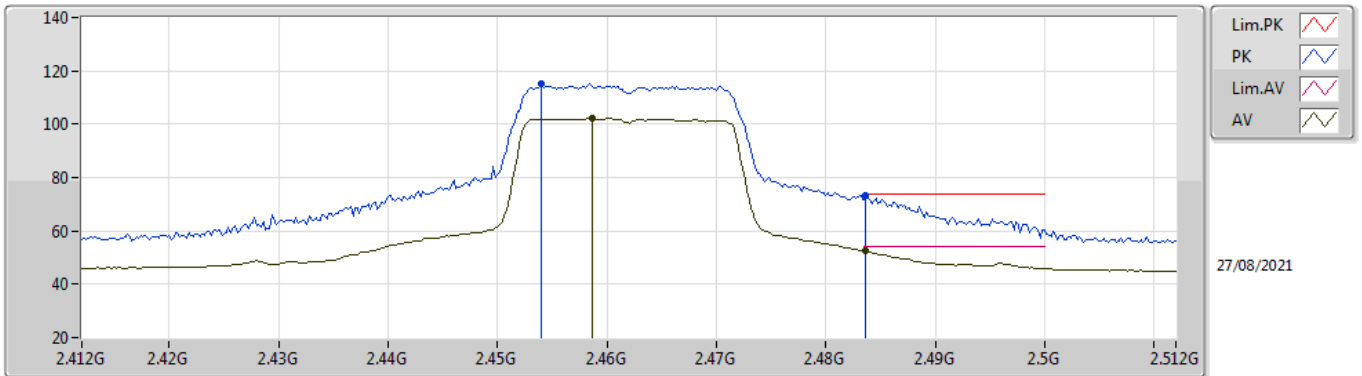


EUT Y_2TX
Setting 83
06-F-S-5

Type	Freq (Hz)	Level (dBuV/m)	Limit (dBuV/m)	Margin (dB)	Raw (dBuV)	Dist (m)	Condition	Azimuth (°)	Height (m)	Comment	AF (dB)	CL (dB)	PA (dB)
PK	2.4506G	110.96	Inf	-Inf	80.61	3	Horizontal	128	1.37	-	27.20	3.15	-
AV	2.453G	97.46	Inf	-Inf	67.10	3	Horizontal	128	1.37	-	27.21	3.15	-
PK	2.4836G	67.35	74.00	-6.65	36.90	3	Horizontal	128	1.37	-	27.27	3.18	-
AV	2.4835G	50.02	54.00	-3.98	19.57	3	Horizontal	128	1.37	-	27.27	3.18	-

802.11ax HEW20_Nss2,(MCS0)_2TX

2462MHz_TX

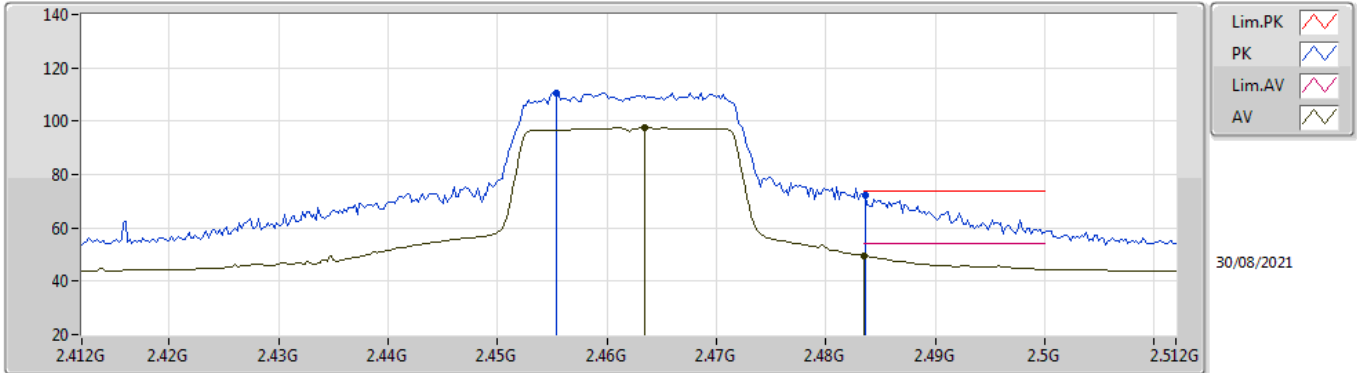


EUT_V_2TX
Setting 79
06-F-G-2

Type	Freq (Hz)	Level (dBuV/m)	Limit (dBuV/m)	Margin (dB)	Raw (dBuV)	Dist (m)	Condition	Azimuth (°)	Height (m)	Comment	AF (dB)	CL (dB)	PA (dB)
PK	2.454G	115.00	Inf	-Inf	84.64	3	Vertical	113	1.07	-	27.21	3.15	-
AV	2.4586G	102.08	Inf	-Inf	71.70	3	Vertical	113	1.07	-	27.22	3.16	-
PK	2.4836G	73.24	74.00	-0.76	42.79	3	Vertical	113	1.07	-	27.27	3.18	-
AV	2.4836G	52.48	54.00	-1.52	22.03	3	Vertical	113	1.07	-	27.27	3.18	-

802.11ax HEW20_Nss2,(MCS0)_2TX

2462MHz_TX

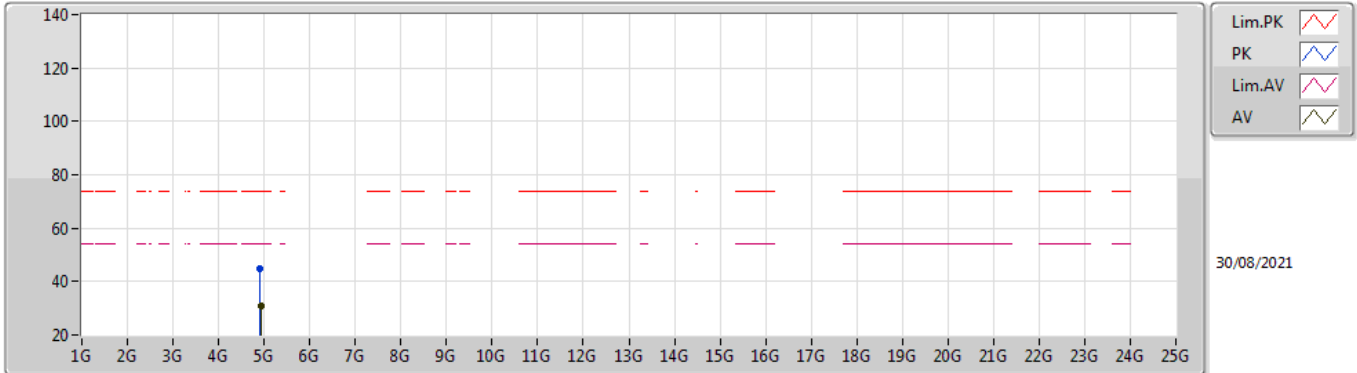


EUT Y_2TX
Setting 79
06-F-S-5

Type	Freq (Hz)	Level (dBuV/m)	Limit (dBuV/m)	Margin (dB)	Raw (dBuV)	Dist (m)	Condition	Azimuth (°)	Height (m)	Comment	AF (dB)	CL (dB)	PA (dB)
PK	2.4554G	110.64	Inf	-Inf	80.27	3	Horizontal	241	2.80	-	27.21	3.16	-
AV	2.4634G	97.59	Inf	-Inf	67.20	3	Horizontal	241	2.80	-	27.23	3.16	-
PK	2.4836G	72.31	74.00	-1.69	41.86	3	Horizontal	241	2.80	-	27.27	3.18	-
AV	2.4835G	49.64	54.00	-4.36	19.19	3	Horizontal	241	2.80	-	27.27	3.18	-

802.11ax HEW20_Nss2,(MCS0)_2TX

2462MHz_TX

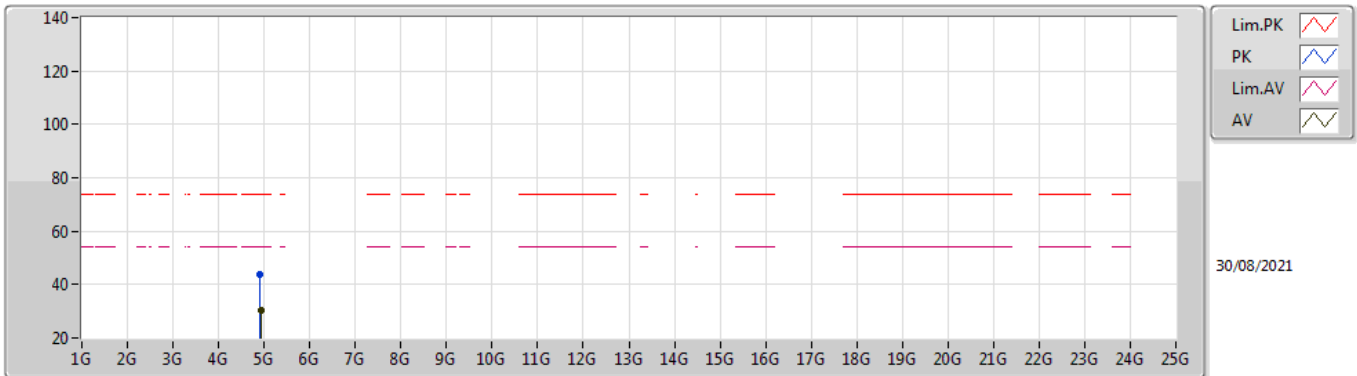


EUT Y_2TX
Setting 79
06-F-S-5

Type	Freq (Hz)	Level (dBuV/m)	Limit (dBuV/m)	Margin (dB)	Raw (dBuV)	Dist (m)	Condition	Azimuth (°)	Height (m)	Comment	AF (dB)	CL (dB)	PA (dB)
PK	4.91468G	44.59	74.00	-29.41	40.41	3	Vertical	357	1.83	-	31.16	5.00	31.98
AV	4.93024G	30.64	54.00	-23.36	26.39	3	Vertical	357	1.83	-	31.22	5.00	31.97

802.11ax HEW20_Nss2,(MCS0)_2TX

2462MHz_TX

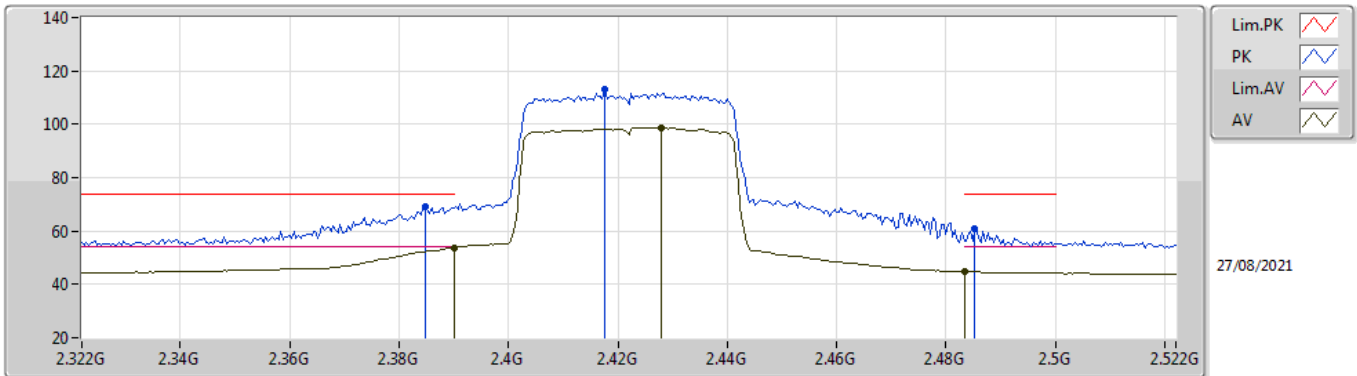


EUT Y_2TX
Setting 79
06-F-S-5

Type	Freq (Hz)	Level (dBuV/m)	Limit (dBuV/m)	Margin (dB)	Raw (dBuV)	Dist (m)	Condition	Azimuth (°)	Height (m)	Comment	AF (dB)	CL (dB)	PA (dB)
PK	4.91636G	43.82	74.00	-30.18	39.63	3	Horizontal	215	2.09	-	31.17	5.00	31.98
AV	4.93224G	30.54	54.00	-23.46	26.28	3	Horizontal	215	2.09	-	31.23	5.00	31.97

802.11ax HEW40_Nss2,(MCS0)_2TX

2422MHz_TX

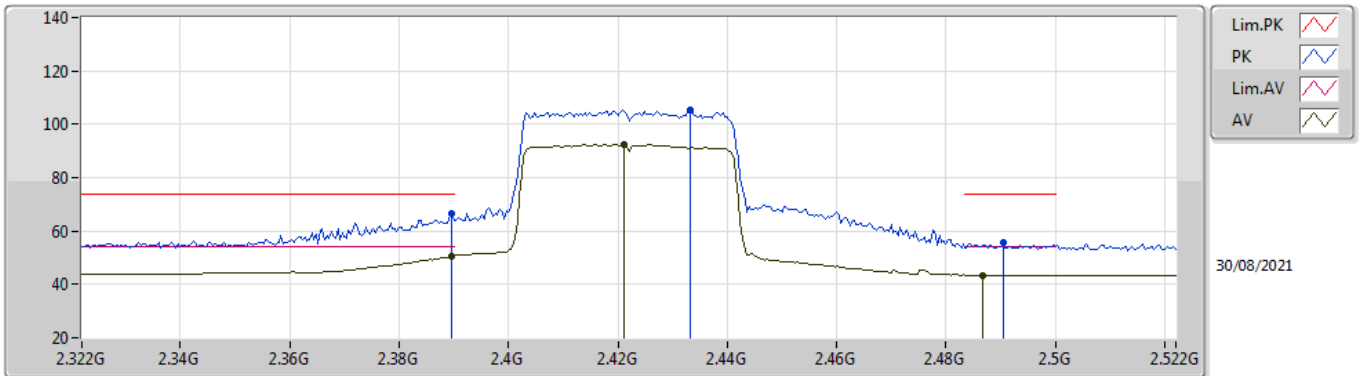


EUT_V_2TX
Setting 74
06-F-G-2

Type	Freq (Hz)	Level (dBuV/m)	Limit (dBuV/m)	Margin (dB)	Raw (dBuV)	Dist (m)	Condition	Azimuth (°)	Height (m)	Comment	AF (dB)	CL (dB)	PA (dB)
PK	2.3848G	69.09	74.00	-4.91	38.50	3	Vertical	112	1.00	-	27.52	3.07	-
AV	2.39G	53.81	54.00	-0.19	23.25	3	Vertical	112	1.00	-	27.48	3.08	-
PK	2.4176G	112.97	Inf	-Inf	82.52	3	Vertical	112	1.00	-	27.33	3.12	-
AV	2.428G	98.76	Inf	-Inf	68.34	3	Vertical	112	1.00	-	27.29	3.13	-
PK	2.4852G	60.86	74.00	-13.14	30.40	3	Vertical	112	1.00	-	27.27	3.19	-
AV	2.4835G	44.84	54.00	-9.16	14.39	3	Vertical	112	1.00	-	27.27	3.18	-

802.11ax HEW40_Nss2,(MCS0)_2TX

2422MHz_TX

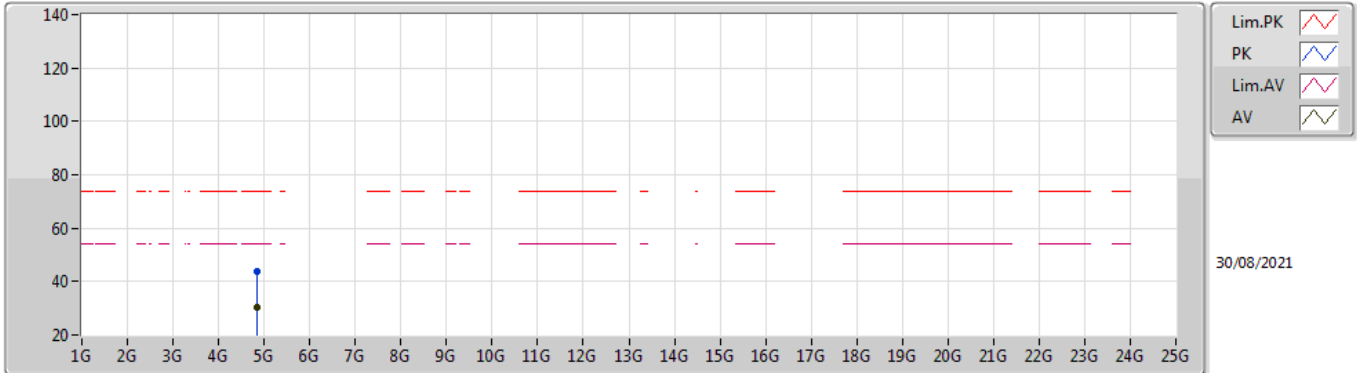


EUT_V_2TX
Setting 74
06-F-S-5

Type	Freq (Hz)	Level (dBuV/m)	Limit (dBuV/m)	Margin (dB)	Raw (dBuV)	Dist (m)	Condition	Azimuth (°)	Height (m)	Comment	AF (dB)	CL (dB)	PA (dB)
PK	2.3896G	66.43	74.00	-7.57	35.87	3	Horizontal	126	1.38	-	27.48	3.08	-
AV	2.3896G	50.59	54.00	-3.41	20.03	3	Horizontal	126	1.38	-	27.48	3.08	-
PK	2.4332G	105.49	Inf	-Inf	75.09	3	Horizontal	126	1.38	-	27.27	3.13	-
AV	2.4212G	92.45	Inf	-Inf	62.01	3	Horizontal	126	1.38	-	27.32	3.12	-
PK	2.4904G	55.51	74.00	-18.49	25.04	3	Horizontal	126	1.38	-	27.28	3.19	-
AV	2.4868G	43.49	54.00	-10.51	13.03	3	Horizontal	126	1.38	-	27.27	3.19	-

802.11ax HEW40_Nss2,(MCS0)_2TX

2422MHz_TX

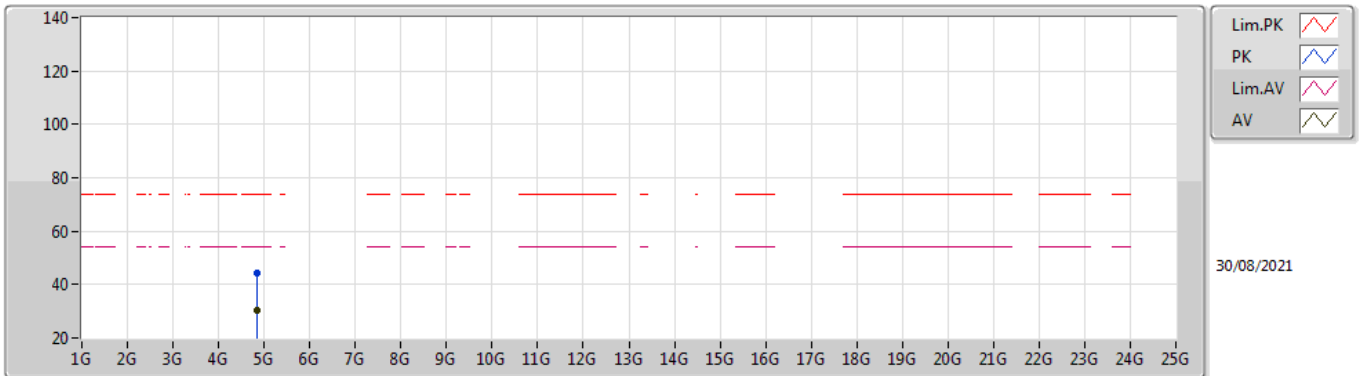


EUT Y_2TX
Setting 74
06-F-S-5

Type	Freq (Hz)	Level (dBuV/m)	Limit (dBuV/m)	Margin (dB)	Raw (dBuV)	Dist (m)	Condition	Azimuth (°)	Height (m)	Comment	AF (dB)	CL (dB)	PA (dB)
PK	4.83844G	43.69	74.00	-30.31	39.72	3	Vertical	138	1.97	-	31.02	5.00	32.05
AV	4.84064G	30.50	54.00	-23.50	26.52	3	Vertical	138	1.97	-	31.02	5.00	32.04

802.11ax HEW40_Nss2,(MCS0)_2TX

2422MHz_TX

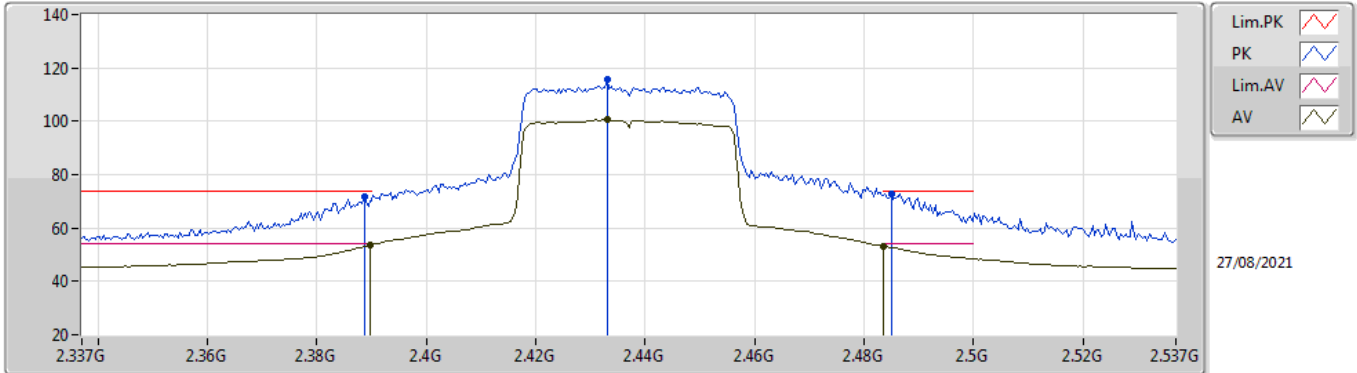


EUT Y_2TX
Setting 74
06-F-S-5

Type	Freq (Hz)	Level (dBuV/m)	Limit (dBuV/m)	Margin (dB)	Raw (dBuV)	Dist (m)	Condition	Azimuth (°)	Height (m)	Comment	AF (dB)	CL (dB)	PA (dB)
PK	4.84308G	44.42	74.00	-29.58	40.45	3	Horizontal	173	2.62	-	31.01	5.00	32.04
AV	4.8418G	30.47	54.00	-23.53	26.49	3	Horizontal	173	2.62	-	31.02	5.00	32.04

802.11ax HEW40_Nss2,(MCS0)_2TX

2437MHz_TX

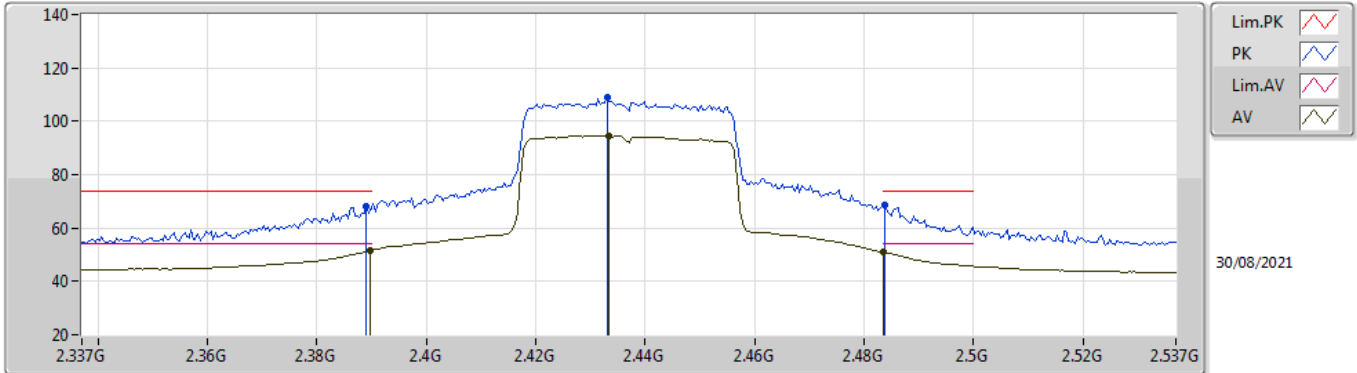


EUT_V_2TX
Setting 84
06-F-G-2

Type	Freq (Hz)	Level (dBuV/m)	Limit (dBuV/m)	Margin (dB)	Raw (dBuV)	Dist (m)	Condition	Azimuth (°)	Height (m)	Comment	AF (dB)	CL (dB)	PA (dB)
PK	2.3886G	71.93	74.00	-2.07	41.36	3	Vertical	96	1.23	-	27.49	3.08	-
AV	2.3898G	53.45	54.00	-0.55	22.89	3	Vertical	96	1.23	-	27.48	3.08	-
PK	2.433G	115.48	Inf	-Inf	85.08	3	Vertical	96	1.23	-	27.27	3.13	-
AV	2.433G	100.47	Inf	-Inf	70.07	3	Vertical	96	1.23	-	27.27	3.13	-
PK	2.485G	72.94	74.00	-1.06	42.48	3	Vertical	96	1.23	-	27.27	3.19	-
AV	2.4835G	53.30	54.00	-0.70	22.85	3	Vertical	96	1.23	-	27.27	3.18	-

802.11ax HEW40_Nss2,(MCS0)_2TX

2437MHz_TX

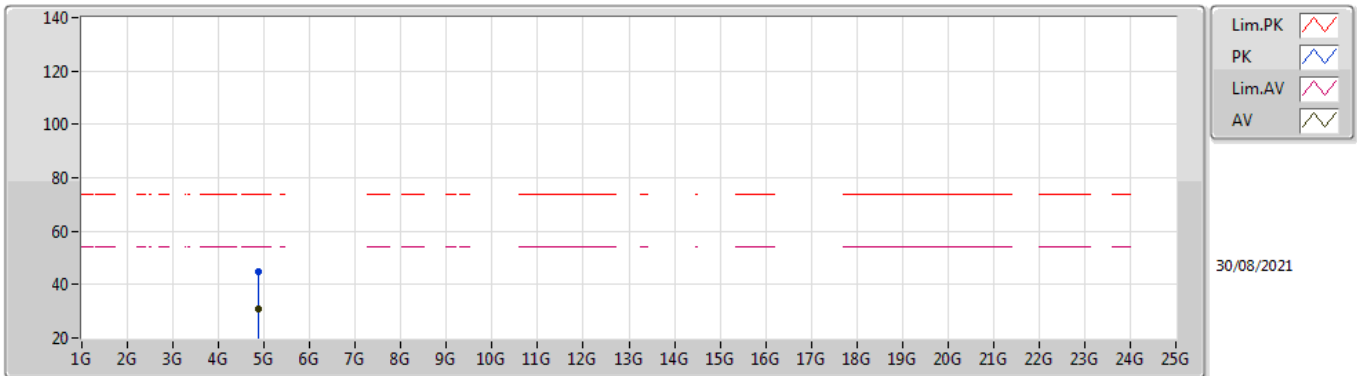


EUT_V_2TX
Setting 84
06-F-S-5

Type	Freq (Hz)	Level (dBuV/m)	Limit (dBuV/m)	Margin (dB)	Raw (dBuV)	Dist (m)	Condition	Azimuth (°)	Height (m)	Comment	AF (dB)	CL (dB)	PA (dB)
PK	2.389G	67.86	74.00	-6.14	37.29	3	Horizontal	128	1.42	-	27.49	3.08	-
AV	2.3898G	51.40	54.00	-2.60	20.84	3	Horizontal	128	1.42	-	27.48	3.08	-
PK	2.433G	109.11	Inf	-Inf	78.71	3	Horizontal	128	1.42	-	27.27	3.13	-
AV	2.4334G	94.60	Inf	-Inf	64.20	3	Horizontal	128	1.42	-	27.27	3.13	-
PK	2.4838G	68.55	74.00	-5.45	38.10	3	Horizontal	128	1.42	-	27.27	3.18	-
AV	2.4835G	50.85	54.00	-3.15	20.40	3	Horizontal	128	1.42	-	27.27	3.18	-

802.11ax HEW40_Nss2,(MCS0)_2TX

2437MHz_TX

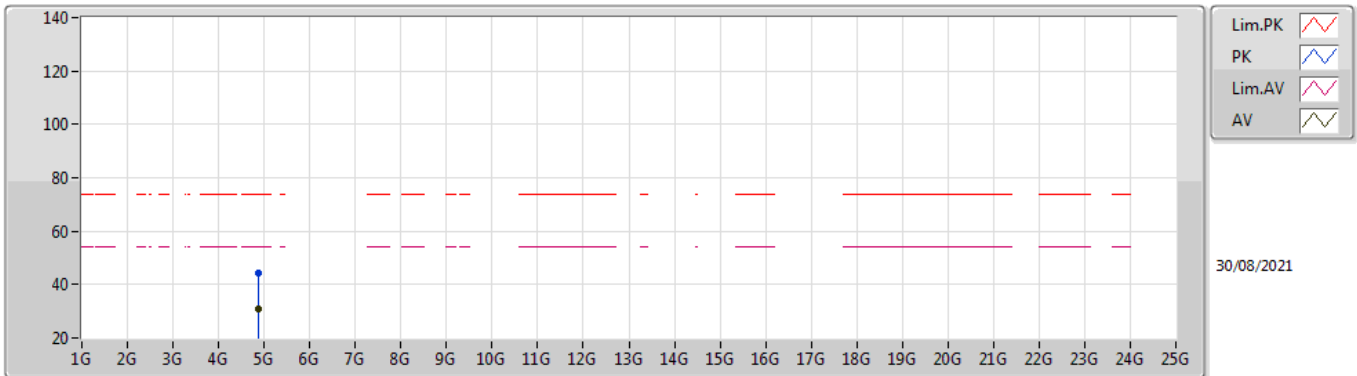


EUT Y_2TX
Setting 84
06-F-S-5

Type	Freq (Hz)	Level (dBuV/m)	Limit (dBuV/m)	Margin (dB)	Raw (dBuV)	Dist (m)	Condition	Azimuth (°)	Height (m)	Comment	AF (dB)	CL (dB)	PA (dB)
PK	4.86424G	45.04	74.00	-28.96	41.03	3	Vertical	207	2.91	-	31.03	5.00	32.02
AV	4.88132G	30.76	54.00	-23.24	26.71	3	Vertical	207	2.91	-	31.06	5.00	32.01

802.11ax HEW40_Nss2,(MCS0)_2TX

2437MHz_TX

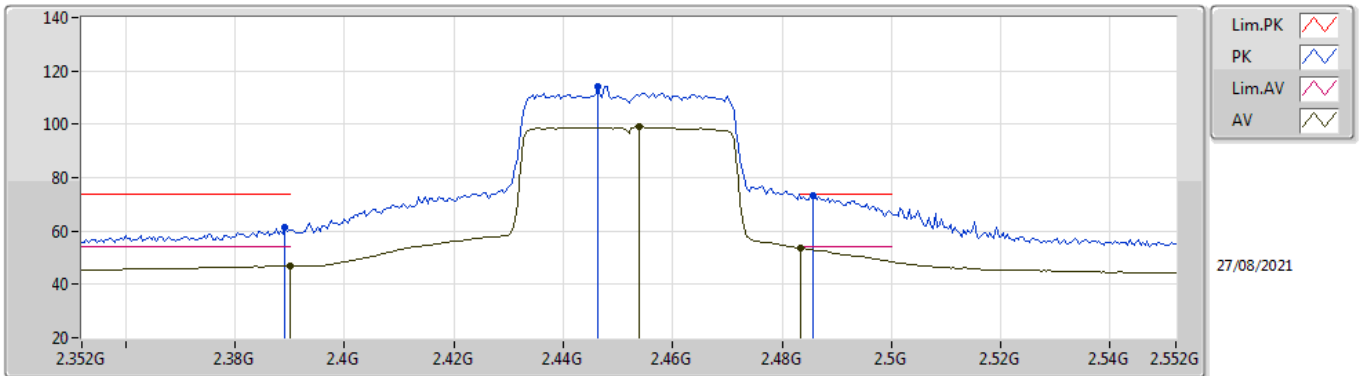


EUT Y_2TX
Setting 84
06-F-S-5

Type	Freq (Hz)	Level (dBuV/m)	Limit (dBuV/m)	Margin (dB)	Raw (dBuV)	Dist (m)	Condition	Azimuth (°)	Height (m)	Comment	AF (dB)	CL (dB)	PA (dB)
PK	4.876G	44.34	74.00	-29.66	40.30	3	Horizontal	102	1.82	-	31.05	5.00	32.01
AV	4.88012G	30.82	54.00	-23.18	26.77	3	Horizontal	102	1.82	-	31.06	5.00	32.01

802.11ax HEW40_Nss2,(MCS0)_2TX

2452MHz_TX

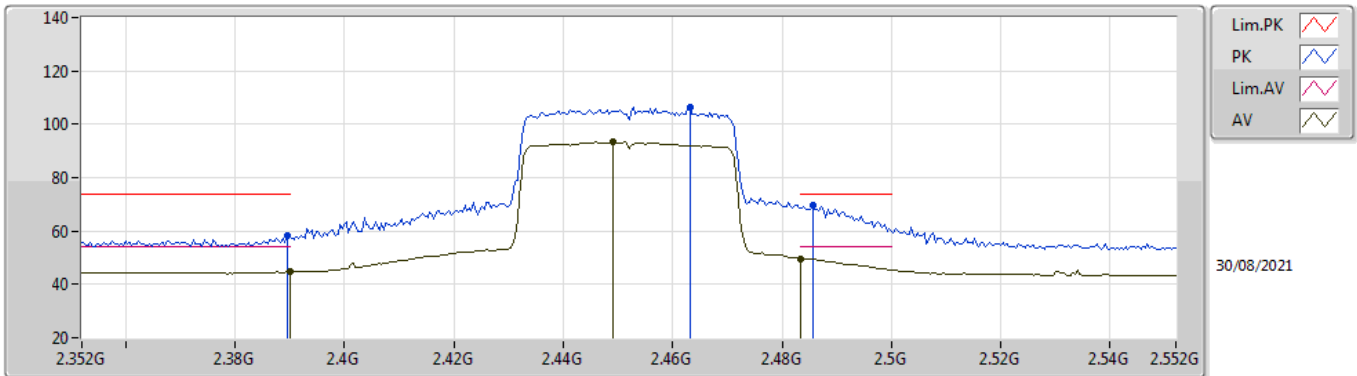


EUT_V_2TX
Setting 77
06-F-G-2

Type	Freq (Hz)	Level (dBuV/m)	Limit (dBuV/m)	Margin (dB)	Raw (dBuV)	Dist (m)	Condition	Azimuth (°)	Height (m)	Comment	AF (dB)	CL (dB)	PA (dB)
PK	2.3892G	61.42	74.00	-12.58	30.85	3	Vertical	114	1.10	-	27.49	3.08	-
AV	2.39G	47.02	54.00	-6.98	16.46	3	Vertical	114	1.10	-	27.48	3.08	-
PK	2.4464G	114.04	Inf	-Inf	83.68	3	Vertical	114	1.10	-	27.21	3.15	-
AV	2.454G	98.96	Inf	-Inf	68.60	3	Vertical	114	1.10	-	27.21	3.15	-
PK	2.4856G	73.50	74.00	-0.50	43.04	3	Vertical	114	1.10	-	27.27	3.19	-
AV	2.4835G	53.43	54.00	-0.57	22.98	3	Vertical	114	1.10	-	27.27	3.18	-

802.11ax HEW40_Nss2,(MCS0)_2TX

2452MHz_TX

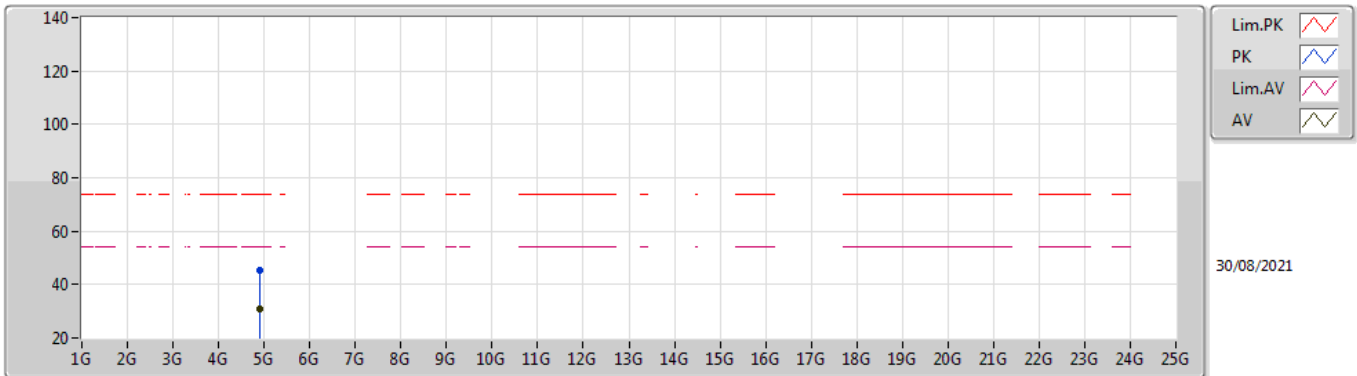


EUT_V_2TX
Setting 77
06-F-S-5

Type	Freq (Hz)	Level (dBuV/m)	Limit (dBuV/m)	Margin (dB)	Raw (dBuV)	Dist (m)	Condition	Azimuth (°)	Height (m)	Comment	AF (dB)	CL (dB)	PA (dB)
PK	2.3896G	58.32	74.00	-15.68	27.76	3	Horizontal	126	1.36	-	27.48	3.08	-
AV	2.39G	44.79	54.00	-9.21	14.23	3	Horizontal	126	1.36	-	27.48	3.08	-
PK	2.4632G	106.59	Inf	-Inf	76.20	3	Horizontal	126	1.36	-	27.23	3.16	-
AV	2.4492G	93.32	Inf	-Inf	62.97	3	Horizontal	126	1.36	-	27.20	3.15	-
PK	2.4856G	69.42	74.00	-4.58	38.96	3	Horizontal	126	1.36	-	27.27	3.19	-
AV	2.4835G	49.69	54.00	-4.31	19.24	3	Horizontal	126	1.36	-	27.27	3.18	-

802.11ax HEW40_Nss2,(MCS0)_2TX

2452MHz_TX

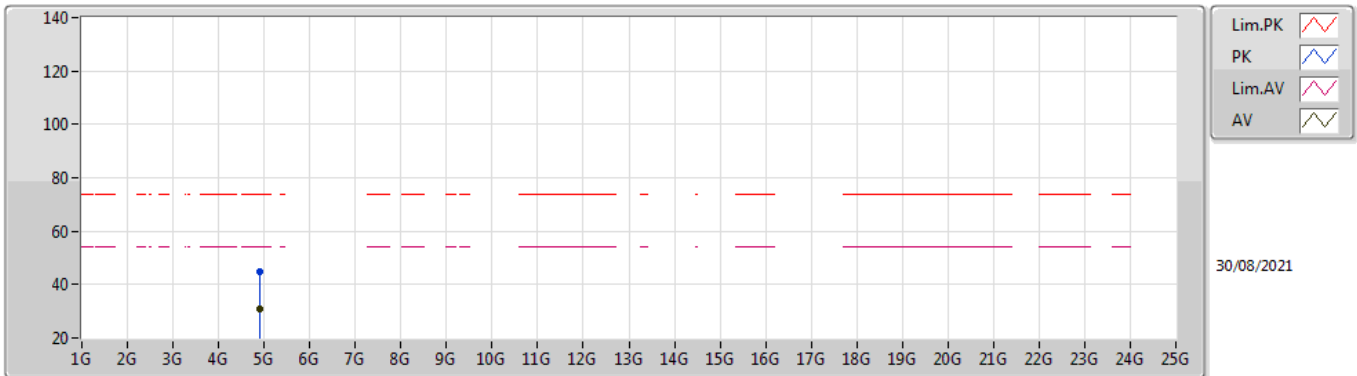


EUT Y_2TX
Setting 77
06-F-S-5

Type	Freq (Hz)	Level (dBuV/m)	Limit (dBuV/m)	Margin (dB)	Raw (dBuV)	Dist (m)	Condition	Azimuth (°)	Height (m)	Comment	AF (dB)	CL (dB)	PA (dB)
PK	4.904G	45.13	74.00	-28.87	41.00	3	Vertical	221	1.71	-	31.12	5.00	31.99
AV	4.90256G	30.73	54.00	-23.27	26.61	3	Vertical	221	1.71	-	31.11	5.00	31.99

802.11ax HEW40_Nss2,(MCS0)_2TX

2452MHz_TX



EUT Y_2TX
Setting 77
06-F-S-5

Type	Freq (Hz)	Level (dBuV/m)	Limit (dBuV/m)	Margin (dB)	Raw (dBuV)	Dist (m)	Condition	Azimuth (°)	Height (m)	Comment	AF (dB)	CL (dB)	PA (dB)
PK	4.90192G	44.60	74.00	-29.40	40.48	3	Horizontal	18	1.45	-	31.11	5.00	31.99
AV	4.89484G	30.77	54.00	-23.23	26.68	3	Horizontal	18	1.45	-	31.09	5.00	32.00

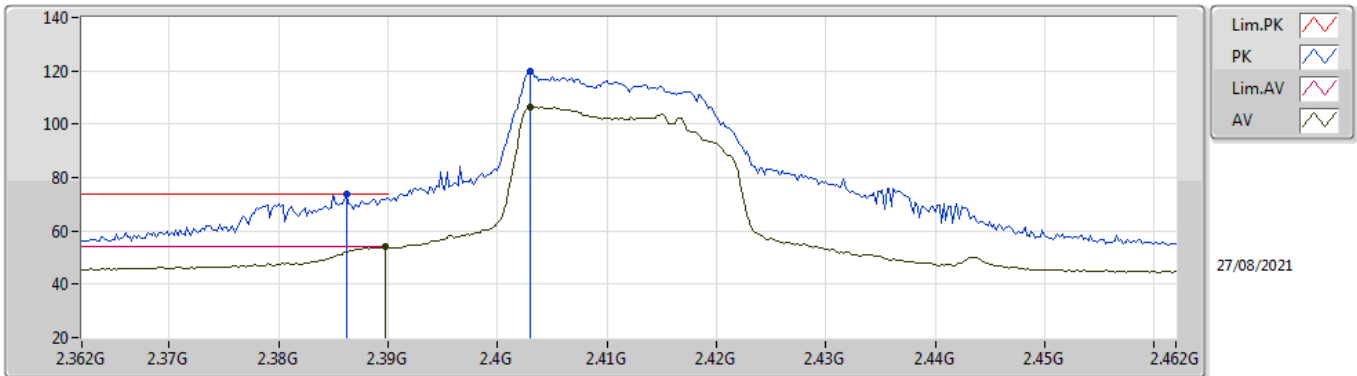


Summary

Mode	Result	Type	Freq (Hz)	Level (dBuV/m)	Limit (dBuV/m)	Margin (dB)	Dist (m)	Condition	Azimuth (°)	Height (m)	Comments
2.4-2.4835GHz	-	-	-	-	-	-	-	-	-	-	-
802.11ax HEW20-BF_Nss1,(MCS0)_2TX	Pass	PK	2.4836G	73.97	74.00	-0.03	3	Vertical	131	1.25	-

802.11ax HEW20-BF_Nss1,(MCS0)_2TX

2412MHz_TX

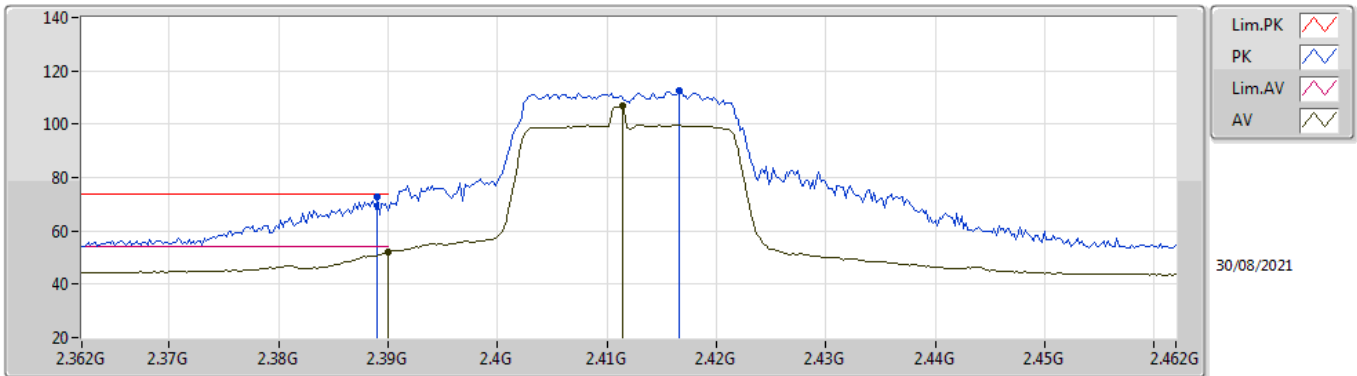


EUT Y_2TX
Setting 79
06-F-G-2

Type	Freq (Hz)	Level (dBuV/m)	Limit (dBuV/m)	Margin (dB)	Raw (dBuV)	Dist (m)	Condition	Azimuth (°)	Height (m)	Comment	AF (dB)	CL (dB)	PA (dB)
PK	2.3862G	73.70	74.00	-0.30	43.12	3	Vertical	24	2.97	-	27.51	3.07	-
AV	2.3898G	53.96	54.00	-0.04	23.40	3	Vertical	24	2.97	-	27.48	3.08	-
PK	2.403G	119.78	Inf	-Inf	89.29	3	Vertical	24	2.97	-	27.39	3.10	-
AV	2.403G	106.34	Inf	-Inf	75.85	3	Vertical	24	2.97	-	27.39	3.10	-

802.11ax HEW20-BF_Nss1,(MCS0)_2TX

2412MHz_TX

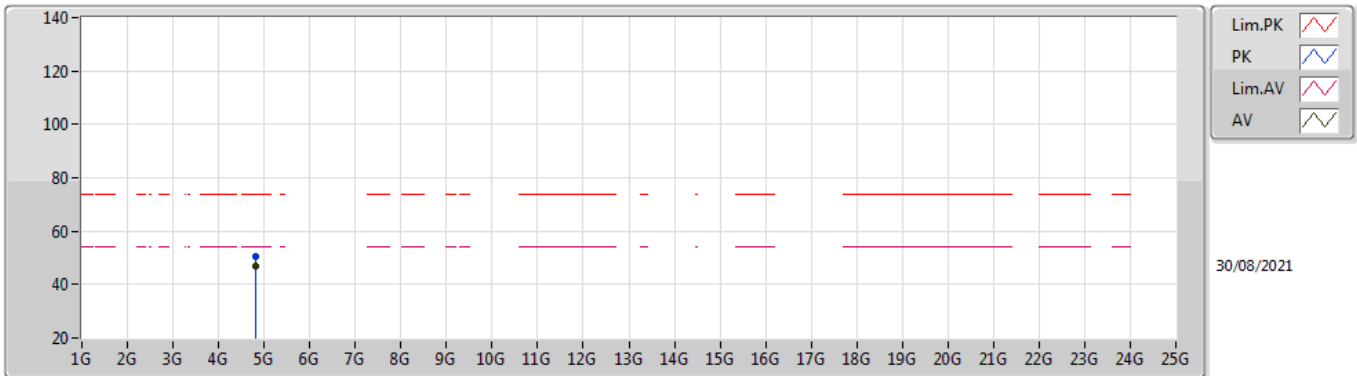


EUT Y_2TX
Setting 79
06-F-S-5

Type	Freq (Hz)	Level (dBuV/m)	Limit (dBuV/m)	Margin (dB)	Raw (dBuV)	Dist (m)	Condition	Azimuth (°)	Height (m)	Comment	AF (dB)	CL (dB)	PA (dB)
PK	2.389G	72.58	74.00	-1.42	42.01	3	Horizontal	130	2.94	-	27.49	3.08	-
AV	2.39G	52.00	54.00	-2.00	21.44	3	Horizontal	130	2.94	-	27.48	3.08	-
PK	2.4166G	112.49	Inf	-Inf	82.04	3	Horizontal	130	2.94	-	27.33	3.12	-
AV	2.4114G	107.01	Inf	-Inf	76.55	3	Horizontal	130	2.94	-	27.35	3.11	-

802.11ax HEW20-BF_Nss1,(MCS0)_2TX

2412MHz_TX

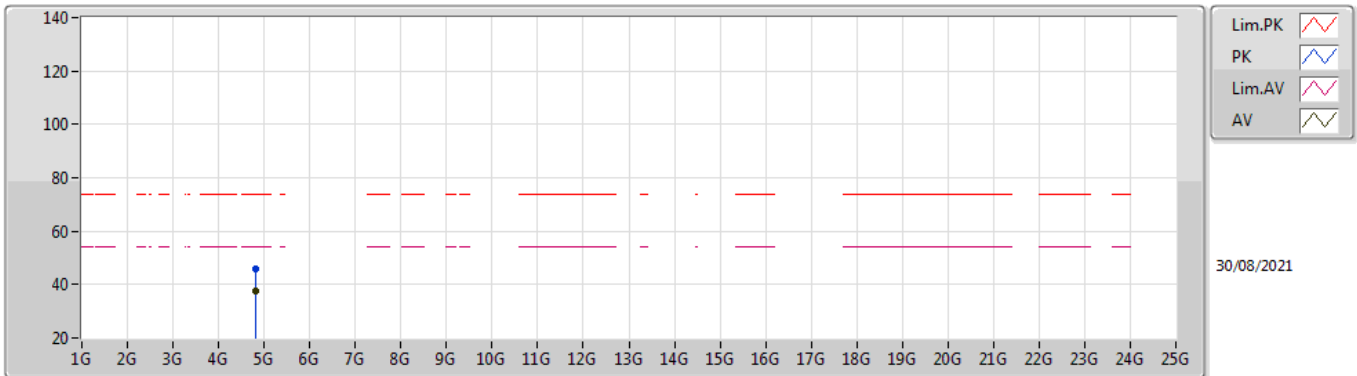


EUT Y_2TX
Setting 79
06-F-S-5

Type	Freq (Hz)	Level (dBuV/m)	Limit (dBuV/m)	Margin (dB)	Raw (dBuV)	Dist (m)	Condition	Azimuth (°)	Height (m)	Comment	AF (dB)	CL (dB)	PA (dB)
PK	4.824G	50.46	74.00	-23.54	46.47	3	Vertical	147	2.39	-	31.05	5.00	32.06
AV	4.824G	46.69	54.00	-7.31	42.70	3	Vertical	147	2.39	-	31.05	5.00	32.06

802.11ax HEW20-BF_Nss1,(MCS0)_2TX

2412MHz_TX

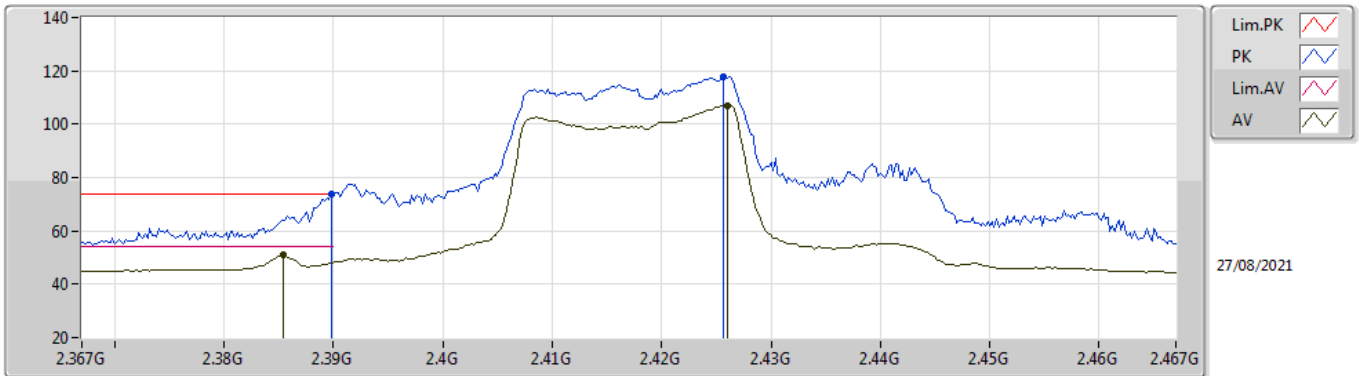


EUT Y_2TX
Setting 79
06-F-S-5

Type	Freq (Hz)	Level (dBuV/m)	Limit (dBuV/m)	Margin (dB)	Raw (dBuV)	Dist (m)	Condition	Azimuth (°)	Height (m)	Comment	AF (dB)	CL (dB)	PA (dB)
PK	4.82244G	45.62	74.00	-28.38	41.62	3	Horizontal	17.1	2.40	-	31.06	5.00	32.06
AV	4.8242G	37.72	54.00	-16.28	33.73	3	Horizontal	17.1	2.40	-	31.05	5.00	32.06

802.11ax HEW20-BF_Nss1,(MCS0)_2TX

2417MHz_TX

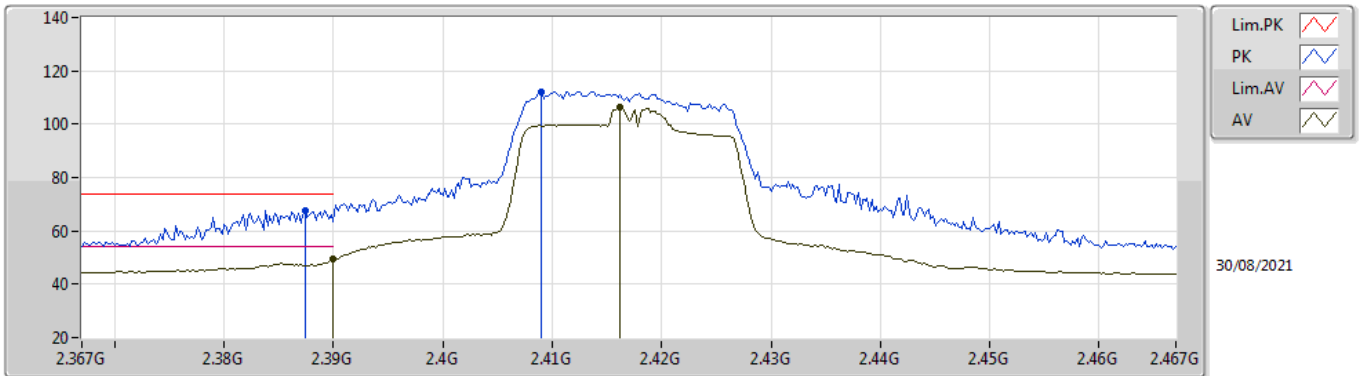


EUT Y_2TX
Setting 82
06-F-G-2

Type	Freq (Hz)	Level (dBuV/m)	Limit (dBuV/m)	Margin (dB)	Raw (dBuV)	Dist (m)	Condition	Azimuth (°)	Height (m)	Comment	AF (dB)	CL (dB)	PA (dB)
PK	2.3898G	73.85	74.00	-0.15	43.29	3	Vertical	241	1.47	-	27.48	3.08	-
AV	2.3854G	51.13	54.00	-2.87	20.54	3	Vertical	241	1.47	-	27.52	3.07	-
PK	2.4256G	117.93	Inf	-Inf	87.50	3	Vertical	241	1.47	-	27.30	3.13	-
AV	2.426G	107.12	Inf	-Inf	76.69	3	Vertical	241	1.47	-	27.30	3.13	-

802.11ax HEW20-BF_Nss1,(MCS0)_2TX

2417MHz_TX

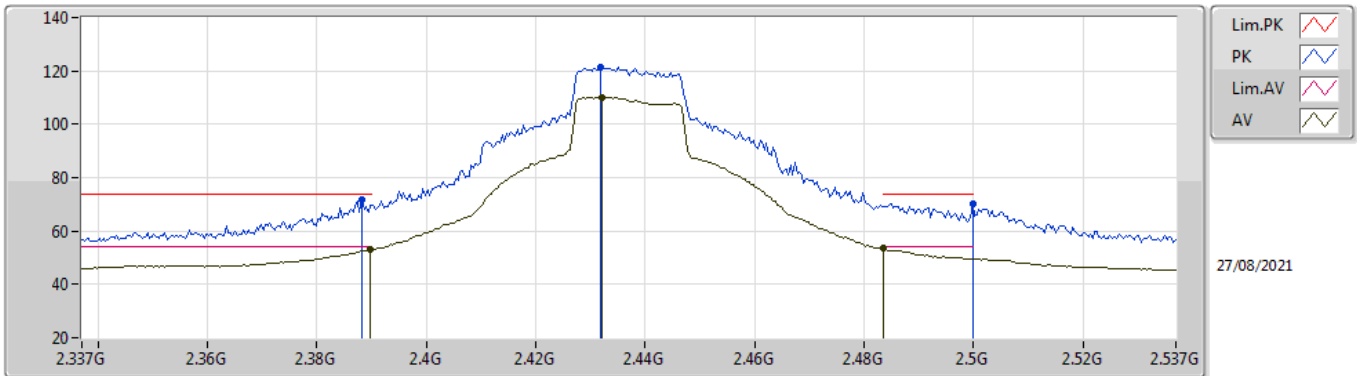


EUT_V_2TX
Setting 82
06-F-S-5

Type	Freq (Hz)	Level (dBuV/m)	Limit (dBuV/m)	Margin (dB)	Raw (dBuV)	Dist (m)	Condition	Azimuth (°)	Height (m)	Comment	AF (dB)	CL (dB)	PA (dB)
PK	2.3874G	67.77	74.00	-6.23	37.20	3	Horizontal	132	2.87	-	27.50	3.07	-
AV	2.39G	49.35	54.00	-4.65	18.79	3	Horizontal	132	2.87	-	27.48	3.08	-
PK	2.409G	112.18	Inf	-Inf	81.71	3	Horizontal	132	2.87	-	27.36	3.11	-
AV	2.4162G	106.31	Inf	-Inf	75.85	3	Horizontal	132	2.87	-	27.34	3.12	-

802.11ax HEW20-BF_Nss1,(MCS0)_2TX

2437MHz_TX

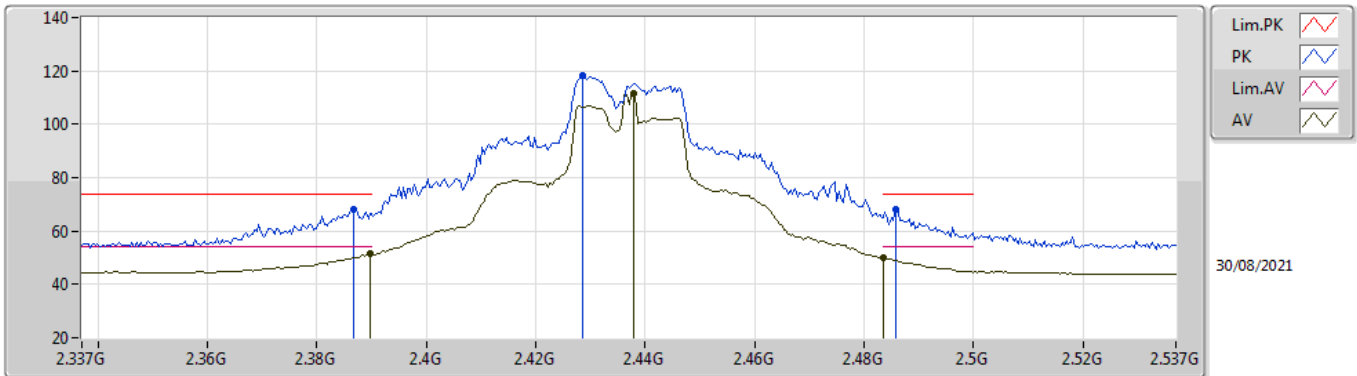


EUT_V_2TX
Setting 104
06-F-G-2

Type	Freq (Hz)	Level (dBuV/m)	Limit (dBuV/m)	Margin (dB)	Raw (dBuV)	Dist (m)	Condition	Azimuth (°)	Height (m)	Comment	AF (dB)	CL (dB)	PA (dB)
PK	2.3882G	71.55	74.00	-2.45	40.98	3	Vertical	276	1.35	-	27.49	3.08	-
AV	2.3898G	53.02	54.00	-0.98	22.46	3	Vertical	276	1.35	-	27.48	3.08	-
PK	2.4318G	121.33	Inf	-Inf	90.93	3	Vertical	276	1.35	-	27.27	3.13	-
AV	2.4322G	109.92	Inf	-Inf	79.52	3	Vertical	276	1.35	-	27.27	3.13	-
PK	2.4998G	70.41	74.00	-3.59	39.91	3	Vertical	276	1.35	-	27.30	3.20	-
AV	2.4835G	53.53	54.00	-0.47	23.08	3	Vertical	276	1.35	-	27.27	3.18	-

802.11ax HEW20-BF_Nss1,(MCS0)_2TX

2437MHz_TX

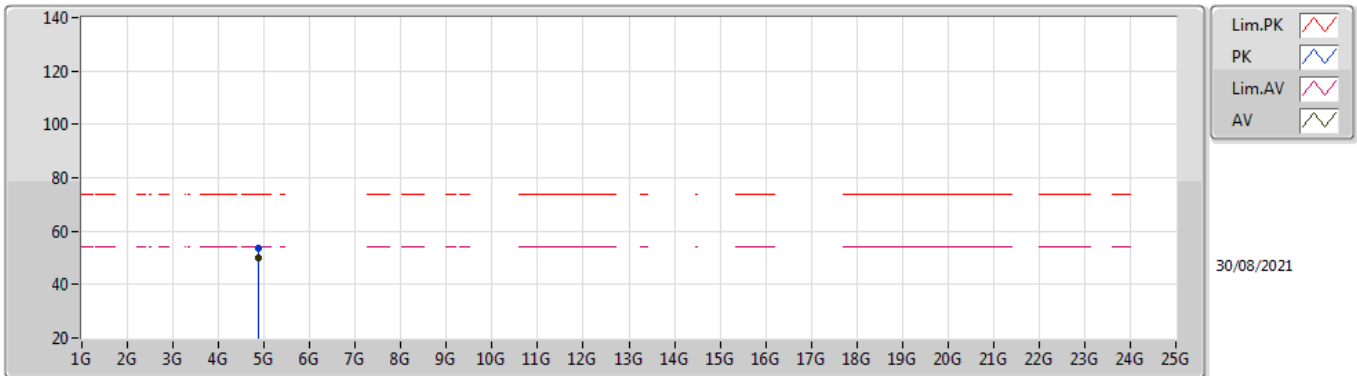


EUT_V_2TX
Setting 104
06-F-S-5

Type	Freq (Hz)	Level (dBuV/m)	Limit (dBuV/m)	Margin (dB)	Raw (dBuV)	Dist (m)	Condition	Azimuth (°)	Height (m)	Comment	AF (dB)	CL (dB)	PA (dB)
PK	2.3866G	68.09	74.00	-5.91	37.51	3	Horizontal	159.2	2.88	-	27.51	3.07	-
AV	2.3898G	51.30	54.00	-2.70	20.74	3	Horizontal	159.2	2.88	-	27.48	3.08	-
PK	2.4286G	118.24	Inf	-Inf	87.82	3	Horizontal	159.2	2.88	-	27.29	3.13	-
AV	2.4378G	111.35	Inf	-Inf	80.96	3	Horizontal	159.2	2.88	-	27.25	3.14	-
PK	2.4858G	68.30	74.00	-5.70	37.84	3	Horizontal	159.2	2.88	-	27.27	3.19	-
AV	2.4835G	49.80	54.00	-4.20	19.35	3	Horizontal	159.2	2.88	-	27.27	3.18	-

802.11ax HEW20-BF_Nss1,(MCS0)_2TX

2437MHz_TX

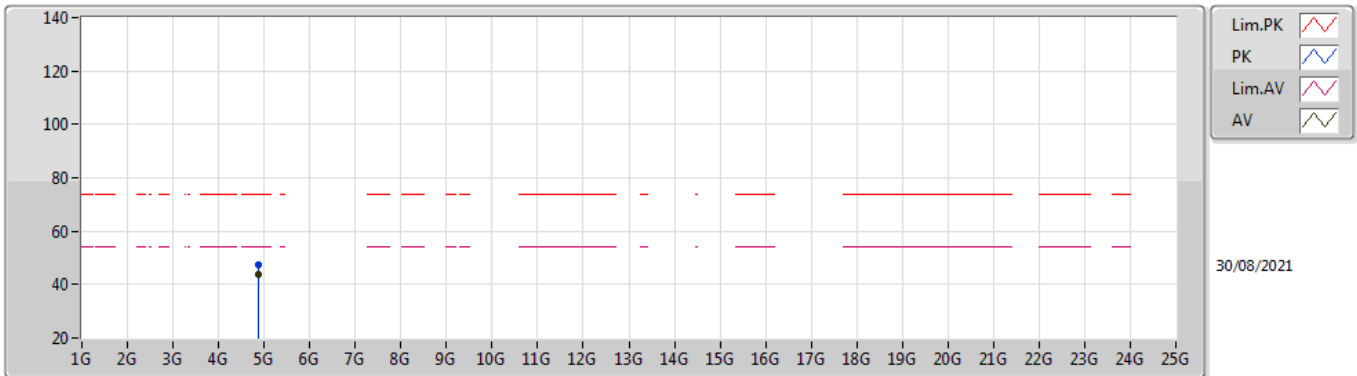


EUT Y_2TX
Setting 104
06-F-S-5

Type	Freq (Hz)	Level (dBuV/m)	Limit (dBuV/m)	Margin (dB)	Raw (dBuV)	Dist (m)	Condition	Azimuth (°)	Height (m)	Comment	AF (dB)	CL (dB)	PA (dB)
PK	4.87376G	53.51	74.00	-20.49	49.48	3	Vertical	353	2.51	-	31.05	5.00	32.02
AV	4.8742G	49.95	54.00	-4.05	45.92	3	Vertical	353	2.51	-	31.05	5.00	32.02

802.11ax HEW20-BF_Nss1,(MCS0)_2TX

2437MHz_TX

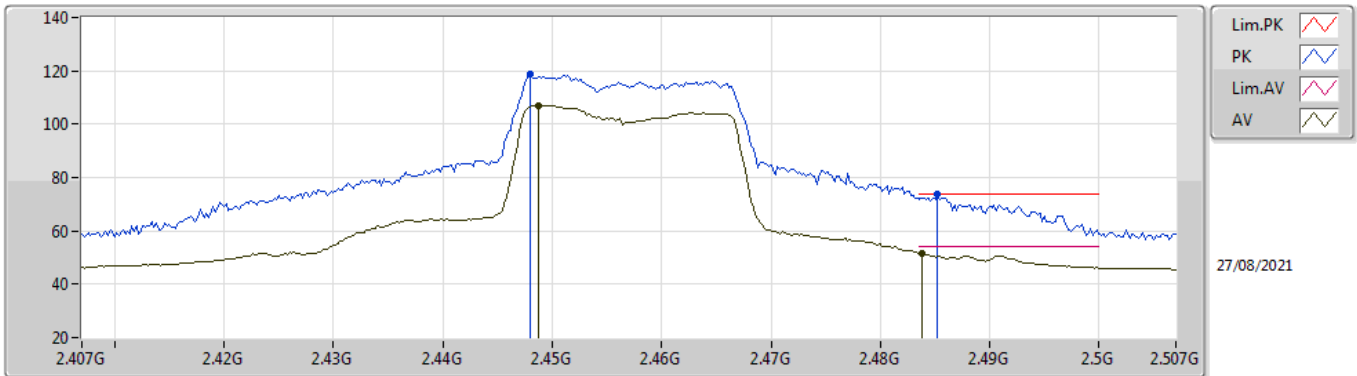


EUT Y_2TX
Setting 104
06-F-S-5

Type	Freq (Hz)	Level (dBuV/m)	Limit (dBuV/m)	Margin (dB)	Raw (dBuV)	Dist (m)	Condition	Azimuth (°)	Height (m)	Comment	AF (dB)	CL (dB)	PA (dB)
PK	4.87432G	47.16	74.00	-26.84	43.13	3	Horizontal	56	2.35	-	31.05	5.00	32.02
AV	4.874G	43.79	54.00	-10.21	39.76	3	Horizontal	56	2.35	-	31.05	5.00	32.02

802.11ax HEW20-BF_Nss1,(MCS0)_2TX

2457MHz_TX

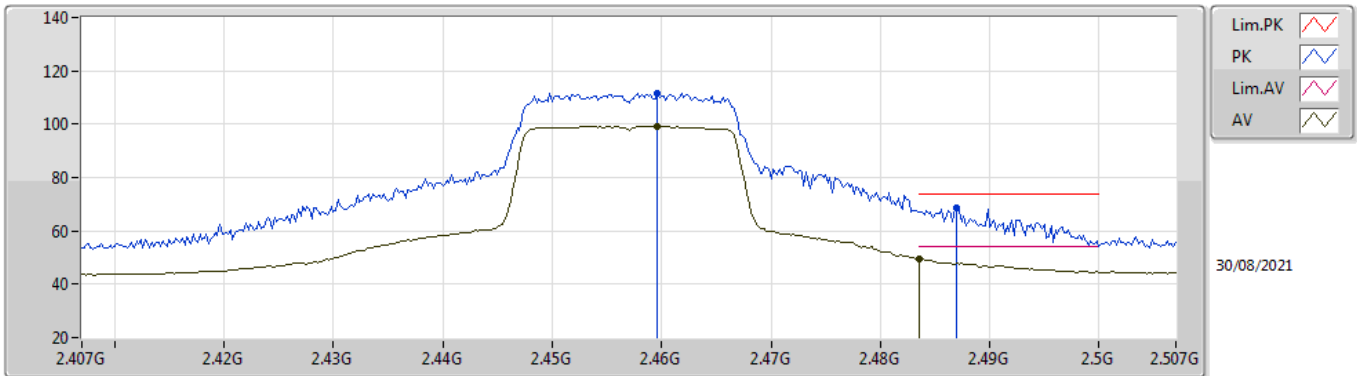


EUT Y_2TX
Setting 81
06-F-G-2

Type	Freq (Hz)	Level (dBuV/m)	Limit (dBuV/m)	Margin (dB)	Raw (dBuV)	Dist (m)	Condition	Azimuth (°)	Height (m)	Comment	AF (dB)	CL (dB)	PA (dB)
PK	2.448G	118.92	Inf	-Inf	88.56	3	Vertical	84	2.03	-	27.21	3.15	-
AV	2.4488G	107.06	Inf	-Inf	76.71	3	Vertical	84	2.03	-	27.20	3.15	-
PK	2.4852G	73.64	74.00	-0.36	43.18	3	Vertical	84	2.03	-	27.27	3.19	-
AV	2.4838G	51.67	54.00	-2.33	21.22	3	Vertical	84	2.03	-	27.27	3.18	-

802.11ax HEW20-BF_Nss1,(MCS0)_2TX

2457MHz_TX

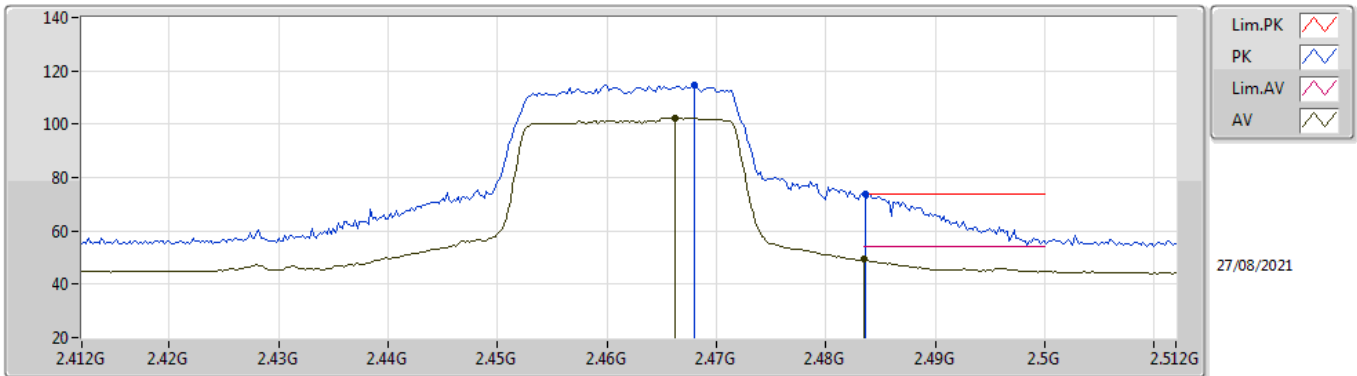


EUT_V_2TX
Setting 81
06-F-S-5

Type	Freq (Hz)	Level (dBuV/m)	Limit (dBuV/m)	Margin (dB)	Raw (dBuV)	Dist (m)	Condition	Azimuth (°)	Height (m)	Comment	AF (dB)	CL (dB)	PA (dB)
PK	2.4596G	111.66	Inf	-Inf	81.28	3	Horizontal	59	2.48	-	27.22	3.16	-
AV	2.4596G	99.30	Inf	-Inf	68.92	3	Horizontal	59	2.48	-	27.22	3.16	-
PK	2.487G	68.82	74.00	-5.18	38.36	3	Horizontal	59	2.48	-	27.27	3.19	-
AV	2.4835G	49.38	54.00	-4.62	18.93	3	Horizontal	59	2.48	-	27.27	3.18	-

802.11ax HEW20-BF_Nss1,(MCS0)_2TX

2462MHz_TX

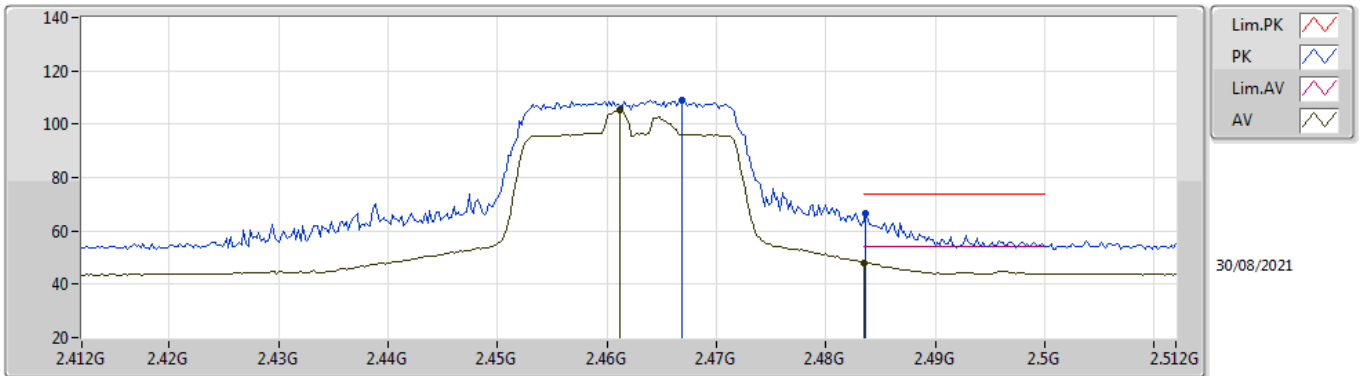


EUT Y_2TX
Setting 74
06-F-G-2

Type	Freq (Hz)	Level (dBuV/m)	Limit (dBuV/m)	Margin (dB)	Raw (dBuV)	Dist (m)	Condition	Azimuth (°)	Height (m)	Comment	AF (dB)	CL (dB)	PA (dB)
PK	2.468G	114.56	Inf	-Inf	84.15	3	Vertical	131	1.25	-	27.24	3.17	-
AV	2.4662G	102.36	Inf	-Inf	71.96	3	Vertical	131	1.25	-	27.23	3.17	-
PK	2.4836G	73.97	74.00	-0.03	43.52	3	Vertical	131	1.25	-	27.27	3.18	-
AV	2.4835G	49.40	54.00	-4.60	18.95	3	Vertical	131	1.25	-	27.27	3.18	-

802.11ax HEW20-BF_Nss1,(MCS0)_2TX

2462MHz_TX

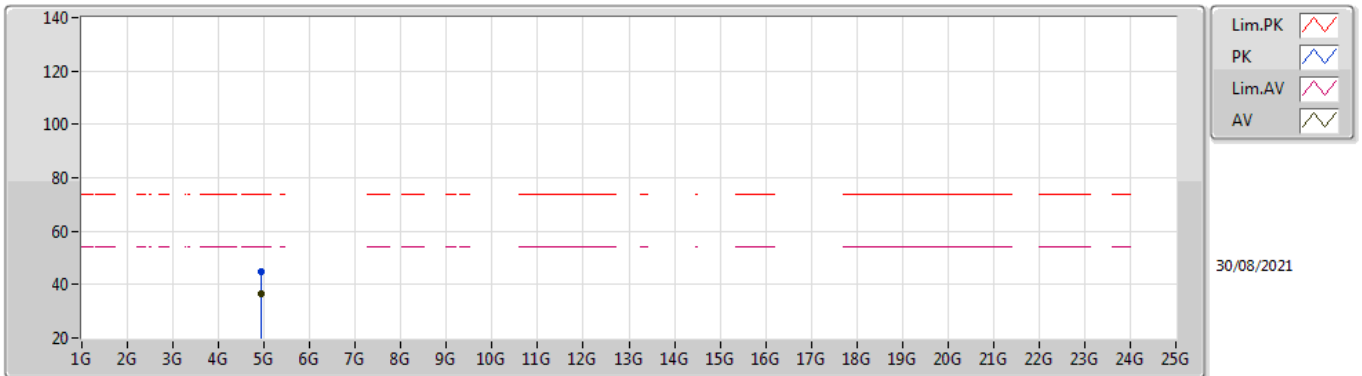


EUT Y_2TX
Setting 74
06-F-S-5

Type	Freq (Hz)	Level (dBuV/m)	Limit (dBuV/m)	Margin (dB)	Raw (dBuV)	Dist (m)	Condition	Azimuth (°)	Height (m)	Comment	AF (dB)	CL (dB)	PA (dB)
PK	2.4668G	109.06	Inf	-Inf	78.66	3	Horizontal	52	2.77	-	27.23	3.17	-
AV	2.4612G	105.21	Inf	-Inf	74.83	3	Horizontal	52	2.77	-	27.22	3.16	-
PK	2.4836G	66.81	74.00	-7.19	36.36	3	Horizontal	52	2.77	-	27.27	3.18	-
AV	2.4835G	48.14	54.00	-5.86	17.69	3	Horizontal	52	2.77	-	27.27	3.18	-

802.11ax HEW20-BF_Nss1,(MCS0)_2TX

2462MHz_TX

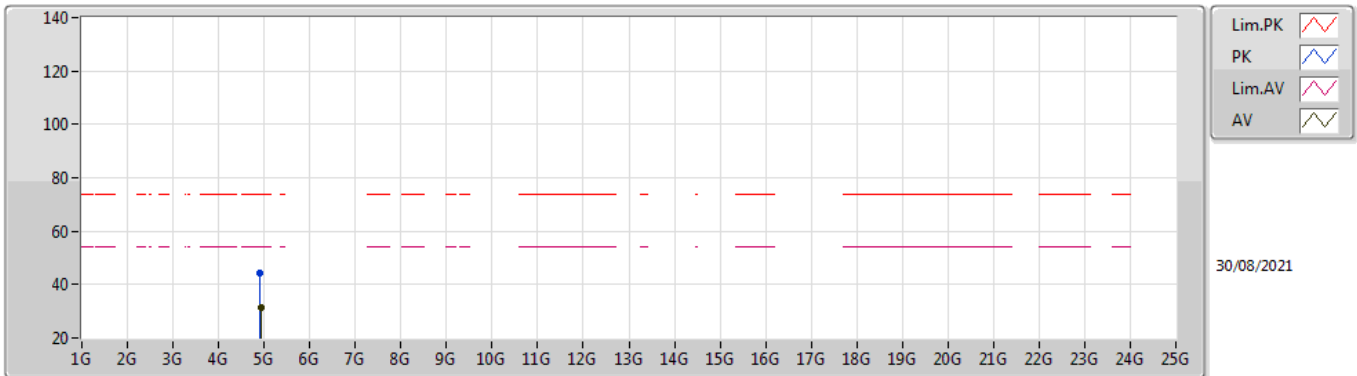


EUT Y_2TX
Setting 74
06-F-S-5

Type	Freq (Hz)	Level (dBuV/m)	Limit (dBuV/m)	Margin (dB)	Raw (dBuV)	Dist (m)	Condition	Azimuth (°)	Height (m)	Comment	AF (dB)	CL (dB)	PA (dB)
PK	4.92416G	44.60	74.00	-29.40	40.37	3	Vertical	58	2.10	-	31.20	5.00	31.97
AV	4.92408G	36.74	54.00	-17.26	32.51	3	Vertical	58	2.10	-	31.20	5.00	31.97

802.11ax HEW20-BF_Nss1,(MCS0)_2TX

2462MHz_TX

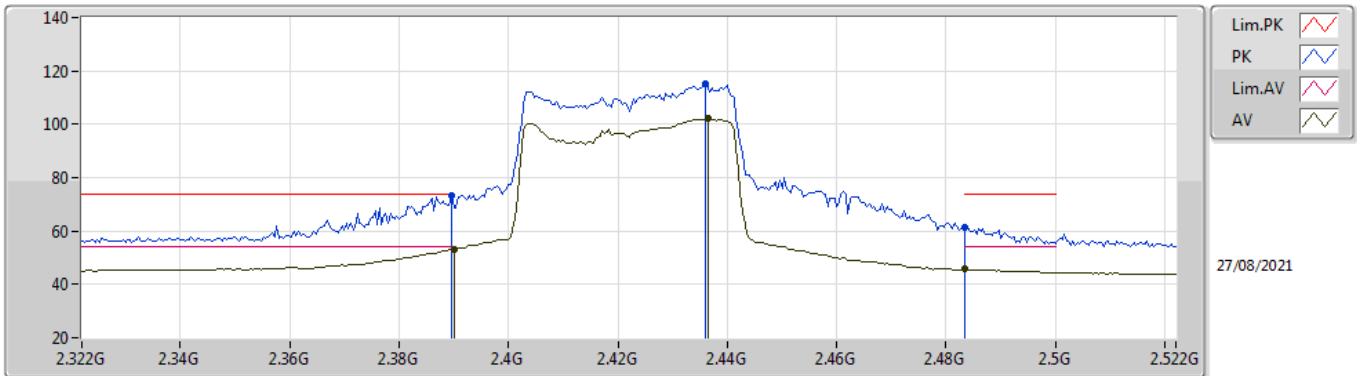


EUT Y_2TX
Setting 74
06-F-S-5

Type	Freq (Hz)	Level (dBuV/m)	Limit (dBuV/m)	Margin (dB)	Raw (dBuV)	Dist (m)	Condition	Azimuth (°)	Height (m)	Comment	AF (dB)	CL (dB)	PA (dB)
PK	4.91612G	44.55	74.00	-29.45	40.37	3	Horizontal	347	1.03	-	31.16	5.00	31.98
AV	4.9316G	31.38	54.00	-22.62	27.12	3	Horizontal	347	1.03	-	31.23	5.00	31.97

802.11ax HEW40-BF_Nss1,(MCS0)_2TX

2422MHz_TX

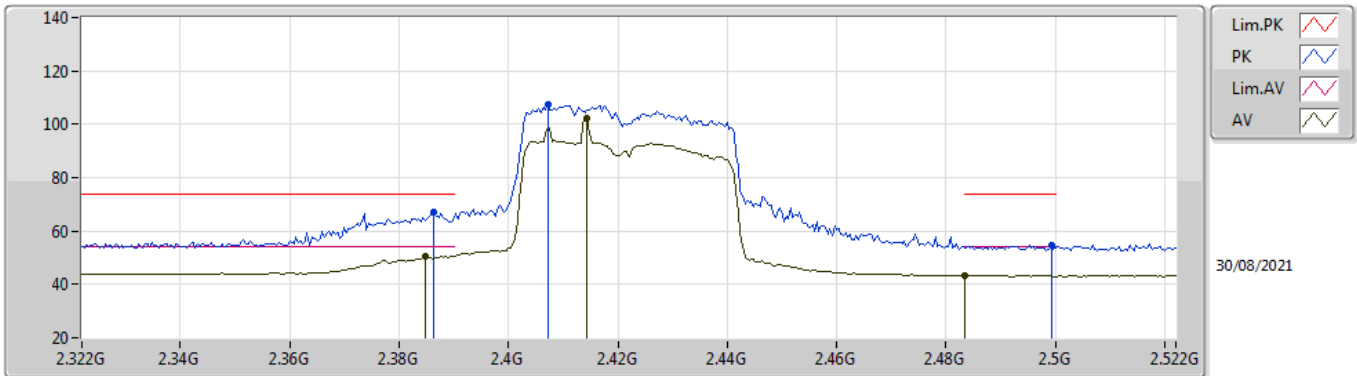


EUT V_2TX
Setting 77
06-F-G-2

Type	Freq (Hz)	Level (dBuV/m)	Limit (dBuV/m)	Margin (dB)	Raw (dBuV)	Dist (m)	Condition	Azimuth (°)	Height (m)	Comment	AF (dB)	CL (dB)	PA (dB)
PK	2.3896G	73.32	74.00	-0.68	42.76	3	Vertical	5	2.53	-	27.48	3.08	-
AV	2.39G	53.26	54.00	-0.74	22.70	3	Vertical	5	2.53	-	27.48	3.08	-
PK	2.436G	115.02	Inf	-Inf	84.62	3	Vertical	5	2.53	-	27.26	3.14	-
PK	2.4835G	61.43	74.00	-12.57	30.98	3	Vertical	5	2.53	-	27.27	3.18	-
AV	2.4835G	45.64	54.00	-8.36	15.19	3	Vertical	5	2.53	-	27.27	3.18	-
AV	2.4364G	102.01	Inf	-Inf	71.62	3	Vertical	5	2.53	-	27.25	3.14	-

802.11ax HEW40-BF_Nss1,(MCS0)_2TX

2422MHz_TX

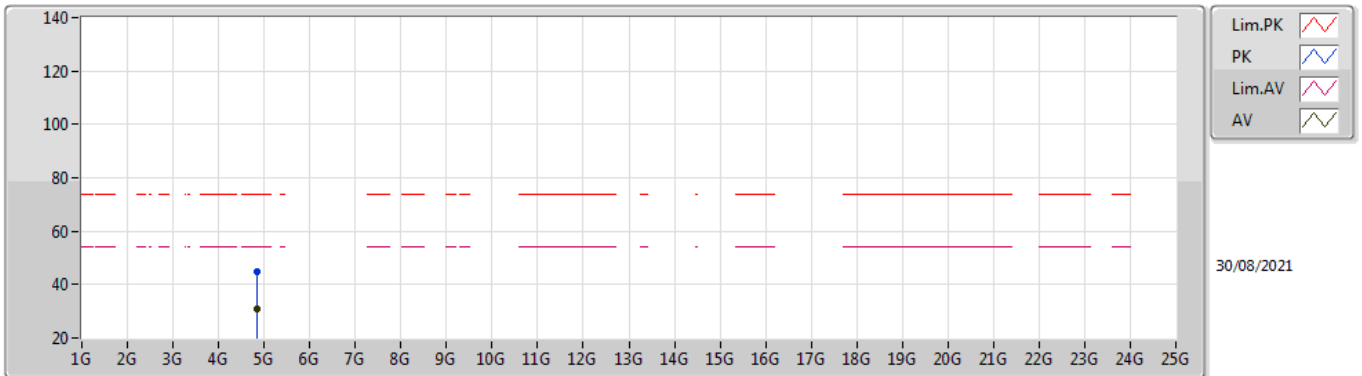


EUT_V_2TX
Setting 77
06-F-S-5

Type	Freq (Hz)	Level (dBuV/m)	Limit (dBuV/m)	Margin (dB)	Raw (dBuV)	Dist (m)	Condition	Azimuth (°)	Height (m)	Comment	AF (dB)	CL (dB)	PA (dB)
PK	2.3864G	67.14	74.00	-6.86	36.56	3	Horizontal	120	2.27	-	27.51	3.07	-
AV	2.3848G	50.65	54.00	-3.35	20.06	3	Horizontal	120	2.27	-	27.52	3.07	-
PK	2.4072G	107.62	Inf	-Inf	77.14	3	Horizontal	120	2.27	-	27.37	3.11	-
AV	2.4144G	102.13	Inf	-Inf	71.68	3	Horizontal	120	2.27	-	27.34	3.11	-
PK	2.4992G	54.63	74.00	-19.37	24.13	3	Horizontal	120	2.27	-	27.30	3.20	-
AV	2.4835G	43.34	54.00	-10.66	12.89	3	Horizontal	120	2.27	-	27.27	3.18	-

802.11ax HEW40-BF_Nss1,(MCS0)_2TX

2422MHz_TX

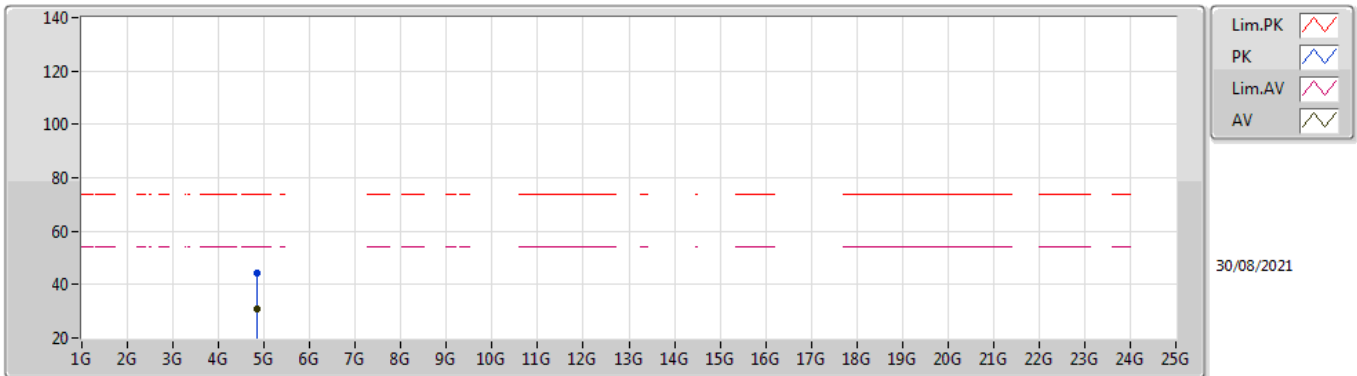


EUT Y_2TX
Setting 77
06-F-S-5

Type	Freq (Hz)	Level (dBuV/m)	Limit (dBuV/m)	Margin (dB)	Raw (dBuV)	Dist (m)	Condition	Azimuth (°)	Height (m)	Comment	AF (dB)	CL (dB)	PA (dB)
PK	4.84664G	44.77	74.00	-29.23	40.80	3	Vertical	164	2.49	-	31.01	5.00	32.04
AV	4.83404G	31.06	54.00	-22.94	27.08	3	Vertical	164	2.49	-	31.03	5.00	32.05

802.11ax HEW40-BF_Nss1,(MCS0)_2TX

2422MHz_TX

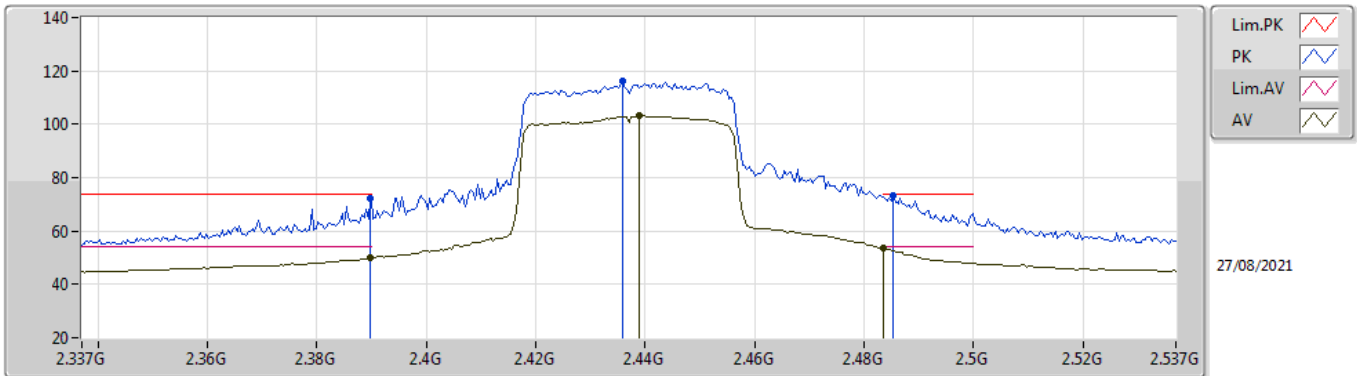


EUT Y_2TX
Setting 77
06-F-S-5

Type	Freq (Hz)	Level (dBuV/m)	Limit (dBuV/m)	Margin (dB)	Raw (dBuV)	Dist (m)	Condition	Azimuth (°)	Height (m)	Comment	AF (dB)	CL (dB)	PA (dB)
PK	4.85236G	44.28	74.00	-29.72	40.31	3	Horizontal	138	2.82	-	31.00	5.00	32.03
AV	4.83612G	30.85	54.00	-23.15	26.87	3	Horizontal	138	2.82	-	31.03	5.00	32.05

802.11ax HEW40-BF_Nss1,(MCS0)_2TX

2437MHz_TX

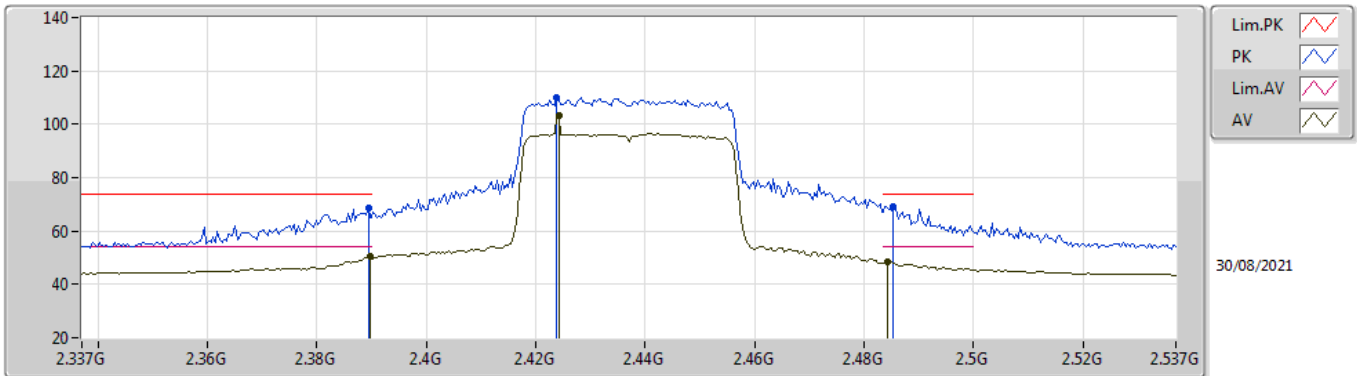


EUT_V_2TX
Setting 83
06-F-G-2

Type	Freq (Hz)	Level (dBuV/m)	Limit (dBuV/m)	Margin (dB)	Raw (dBuV)	Dist (m)	Condition	Azimuth (°)	Height (m)	Comment	AF (dB)	CL (dB)	PA (dB)
PK	2.3898G	72.00	74.00	-2.00	41.44	3	Vertical	84	1.00	-	27.48	3.08	-
AV	2.3898G	49.89	54.00	-4.11	19.33	3	Vertical	84	1.00	-	27.48	3.08	-
PK	2.4358G	116.08	Inf	-Inf	85.68	3	Vertical	84	1.00	-	27.26	3.14	-
AV	2.439G	103.25	Inf	-Inf	72.87	3	Vertical	84	1.00	-	27.24	3.14	-
PK	2.4854G	73.12	74.00	-0.88	42.66	3	Vertical	84	1.00	-	27.27	3.19	-
AV	2.4835G	53.61	54.00	-0.39	23.16	3	Vertical	84	1.00	-	27.27	3.18	-

802.11ax HEW40-BF_Nss1,(MCS0)_2TX

2437MHz_TX

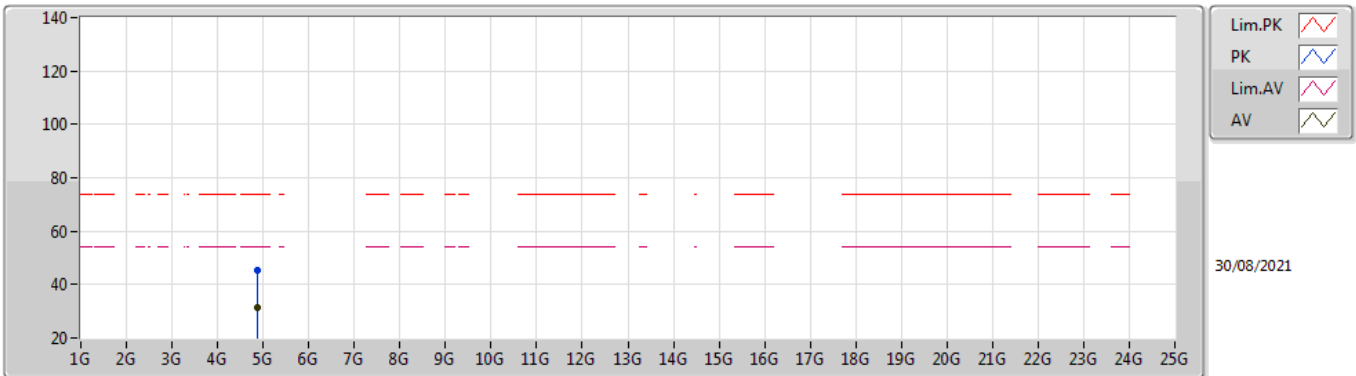


EUT_V_2TX
Setting 83
06-F-S-5

Type	Freq (Hz)	Level (dBuV/m)	Limit (dBuV/m)	Margin (dB)	Raw (dBuV)	Dist (m)	Condition	Azimuth (°)	Height (m)	Comment	AF (dB)	CL (dB)	PA (dB)
PK	2.3894G	68.65	74.00	-5.35	38.09	3	Horizontal	254	2.85	-	27.48	3.08	-
AV	2.3898G	50.49	54.00	-3.51	19.93	3	Horizontal	254	2.85	-	27.48	3.08	-
PK	2.4238G	109.95	Inf	-Inf	79.53	3	Horizontal	254	2.85	-	27.30	3.12	-
AV	2.4242G	103.38	Inf	-Inf	72.96	3	Horizontal	254	2.85	-	27.30	3.12	-
PK	2.4854G	69.13	74.00	-4.87	38.67	3	Horizontal	254	2.85	-	27.27	3.19	-
AV	2.4842G	48.56	54.00	-5.44	18.11	3	Horizontal	254	2.85	-	27.27	3.18	-

802.11ax HEW40-BF_Nss1,(MCS0)_2TX

2437MHz_TX

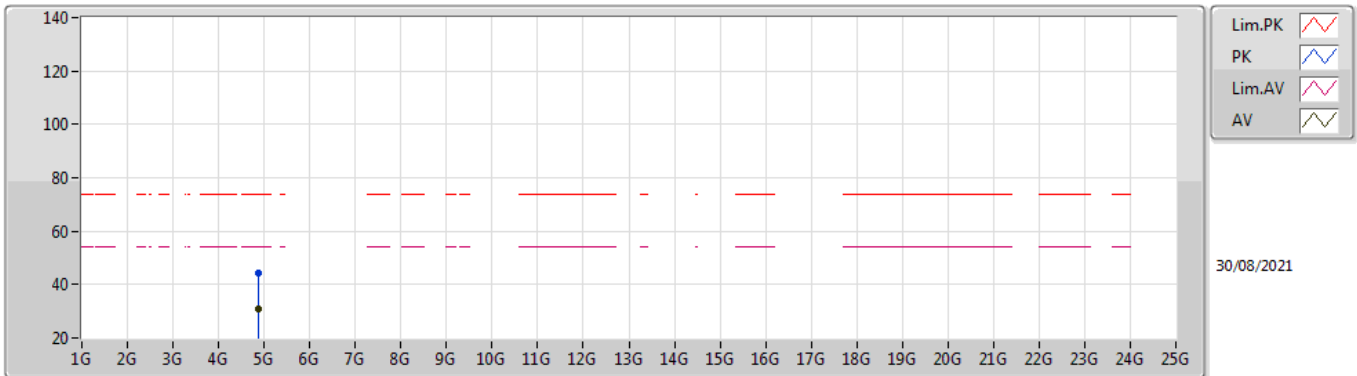


EUT Y_2TX
 Setting 83
 06-F-S-5

Type	Freq (Hz)	Level (dBuV/m)	Limit (dBuV/m)	Margin (dB)	Raw (dBuV)	Dist (m)	Condition	Azimuth (°)	Height (m)	Comment	AF (dB)	CL (dB)	PA (dB)
PK	4.88352G	45.41	74.00	-28.59	41.35	3	Vertical	290.9	1.00	-	31.07	5.00	32.01
AV	4.8838G	31.23	54.00	-22.77	27.17	3	Vertical	290.9	1.00	-	31.07	5.00	32.01

802.11ax HEW40-BF_Nss1,(MCS0)_2TX

2437MHz_TX

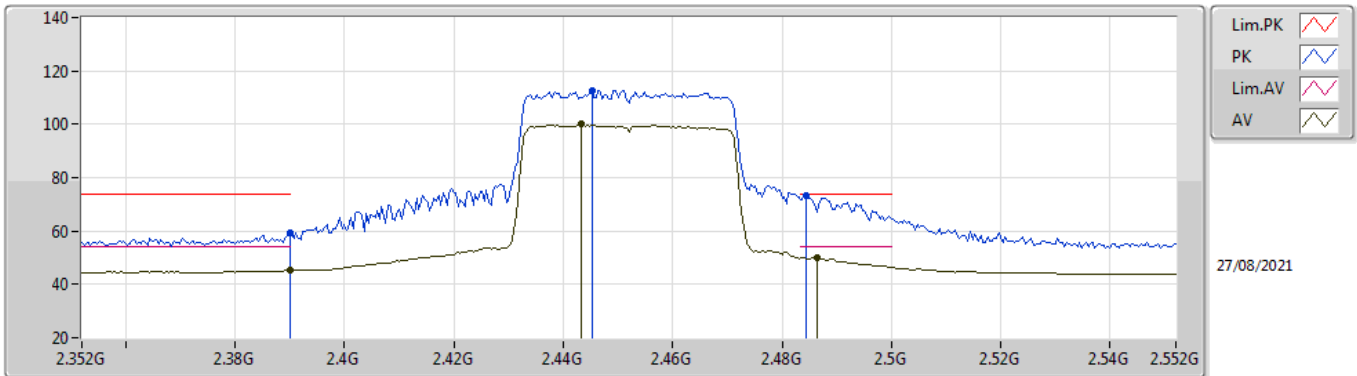


EUT Y_2TX
Setting 83
06-F-S-5

Type	Freq (Hz)	Level (dBuV/m)	Limit (dBuV/m)	Margin (dB)	Raw (dBuV)	Dist (m)	Condition	Azimuth (°)	Height (m)	Comment	AF (dB)	CL (dB)	PA (dB)
PK	4.87348G	44.36	74.00	-29.64	40.33	3	Horizontal	29	2.75	-	31.05	5.00	32.02
AV	4.8836G	31.09	54.00	-22.91	27.03	3	Horizontal	29	2.75	-	31.07	5.00	32.01

802.11ax HEW40-BF_Nss1,(MCS0)_2TX

2452MHz_TX

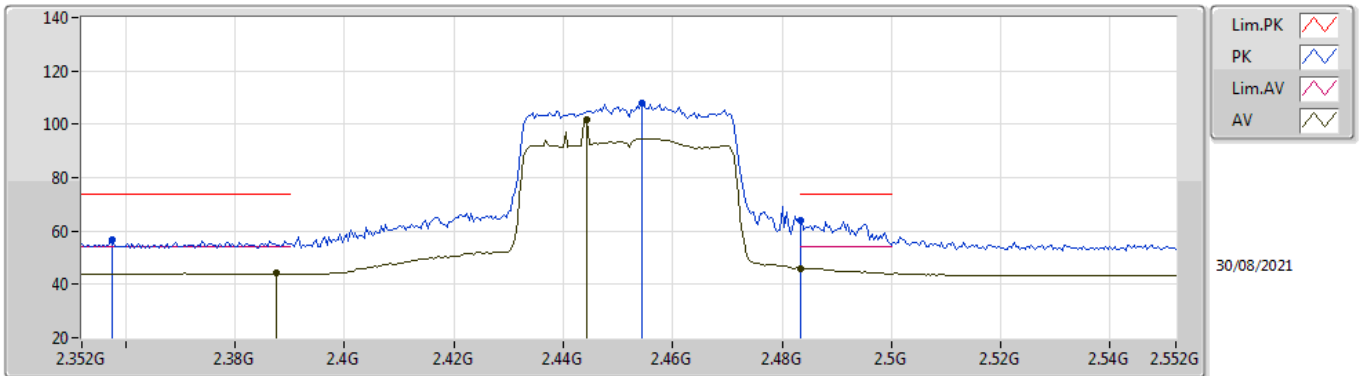


EUT_V_2TX
Setting 74
06-F-G-2

Type	Freq (Hz)	Level (dBuV/m)	Limit (dBuV/m)	Margin (dB)	Raw (dBuV)	Dist (m)	Condition	Azimuth (°)	Height (m)	Comment	AF (dB)	CL (dB)	PA (dB)
PK	2.39G	59.25	74.00	-14.75	28.69	3	Vertical	282	1.06	-	27.48	3.08	-
AV	2.39G	45.44	54.00	-8.56	14.88	3	Vertical	282	1.06	-	27.48	3.08	-
PK	2.4452G	112.81	Inf	-Inf	82.44	3	Vertical	282	1.06	-	27.22	3.15	-
AV	2.4432G	99.98	Inf	-Inf	69.61	3	Vertical	282	1.06	-	27.23	3.14	-
PK	2.4844G	73.10	74.00	-0.90	42.65	3	Vertical	282	1.06	-	27.27	3.18	-
AV	2.4864G	49.97	54.00	-4.03	19.51	3	Vertical	282	1.06	-	27.27	3.19	-

802.11ax HEW40-BF_Nss1,(MCS0)_2TX

2452MHz_TX

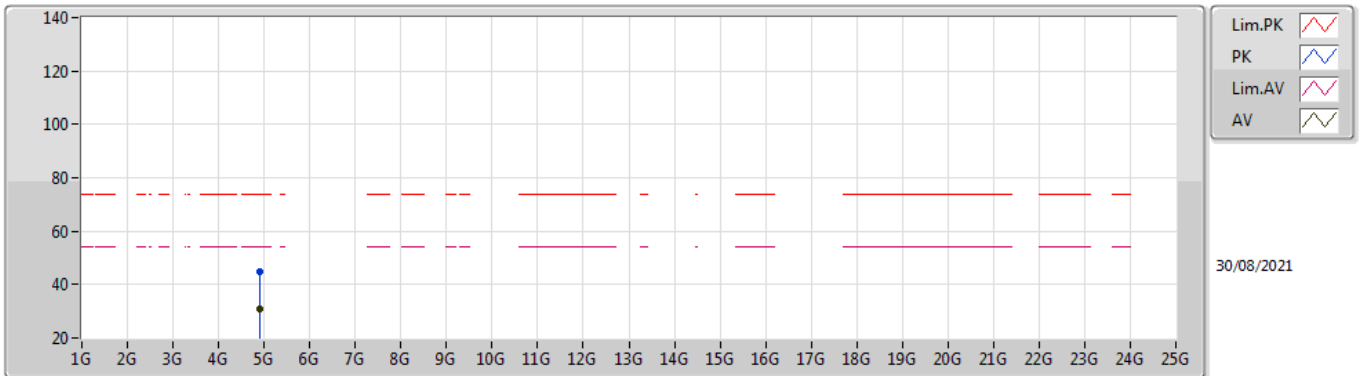


EUT_V_2TX
Setting 74
06-F-S-5

Type	Freq (Hz)	Level (dBuV/m)	Limit (dBuV/m)	Margin (dB)	Raw (dBuV)	Dist (m)	Condition	Azimuth (°)	Height (m)	Comment	AF (dB)	CL (dB)	PA (dB)
PK	2.3576G	56.54	74.00	-17.46	25.78	3	Horizontal	128	1.80	-	27.74	3.02	-
AV	2.3876G	44.09	54.00	-9.91	13.51	3	Horizontal	128	1.80	-	27.50	3.08	-
PK	2.4544G	108.13	Inf	-Inf	77.77	3	Horizontal	128	1.80	-	27.21	3.15	-
AV	2.4444G	101.84	Inf	-Inf	71.48	3	Horizontal	128	1.80	-	27.22	3.14	-
PK	2.4835G	64.15	74.00	-9.85	33.70	3	Horizontal	128	1.80	-	27.27	3.18	-
AV	2.4835G	46.06	54.00	-7.94	15.61	3	Horizontal	128	1.80	-	27.27	3.18	-

802.11ax HEW40-BF_Nss1,(MCS0)_2TX

2452MHz_TX

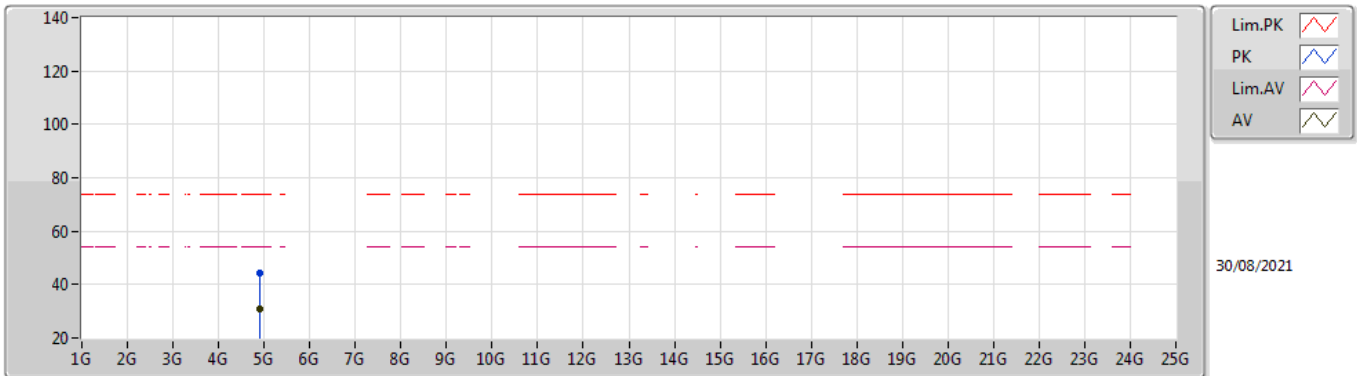


EUT Y_2TX
Setting 74
06-F-S-5

Type	Freq (Hz)	Level (dBuV/m)	Limit (dBuV/m)	Margin (dB)	Raw (dBuV)	Dist (m)	Condition	Azimuth (°)	Height (m)	Comment	AF (dB)	CL (dB)	PA (dB)
PK	4.89728G	44.62	74.00	-29.38	40.53	3	Vertical	241	2.31	-	31.09	5.00	32.00
AV	4.90208G	31.05	54.00	-22.95	26.93	3	Vertical	241	2.31	-	31.11	5.00	31.99

802.11ax HEW40-BF_Nss1,(MCS0)_2TX

2452MHz_TX



EUT Y_2TX
Setting 74
06-F-S-5

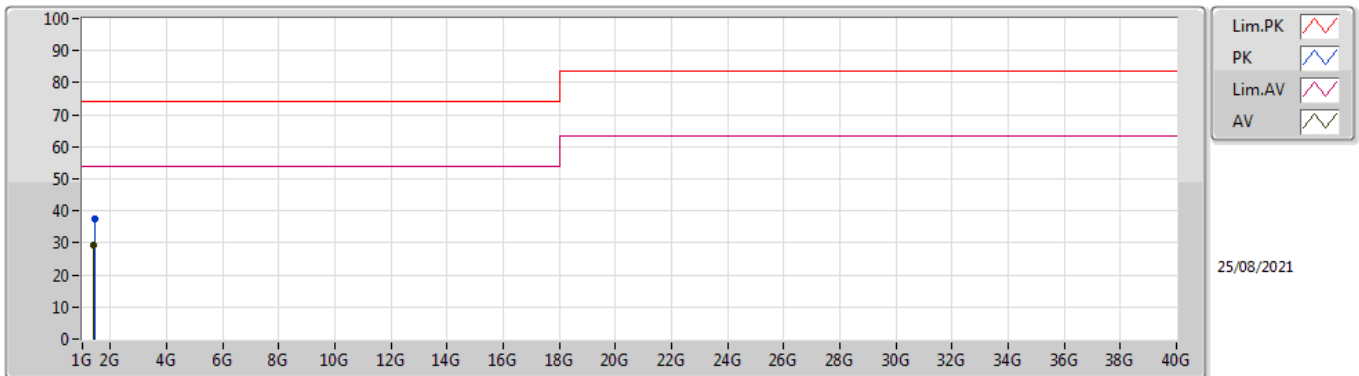
Type	Freq (Hz)	Level (dBuV/m)	Limit (dBuV/m)	Margin (dB)	Raw (dBuV)	Dist (m)	Condition	Azimuth (°)	Height (m)	Comment	AF (dB)	CL (dB)	PA (dB)
PK	4.89676G	44.35	74.00	-29.65	40.26	3	Horizontal	342	2.62	-	31.09	5.00	32.00
AV	4.9034G	31.01	54.00	-22.99	26.89	3	Horizontal	342	2.62	-	31.11	5.00	31.99



Summary

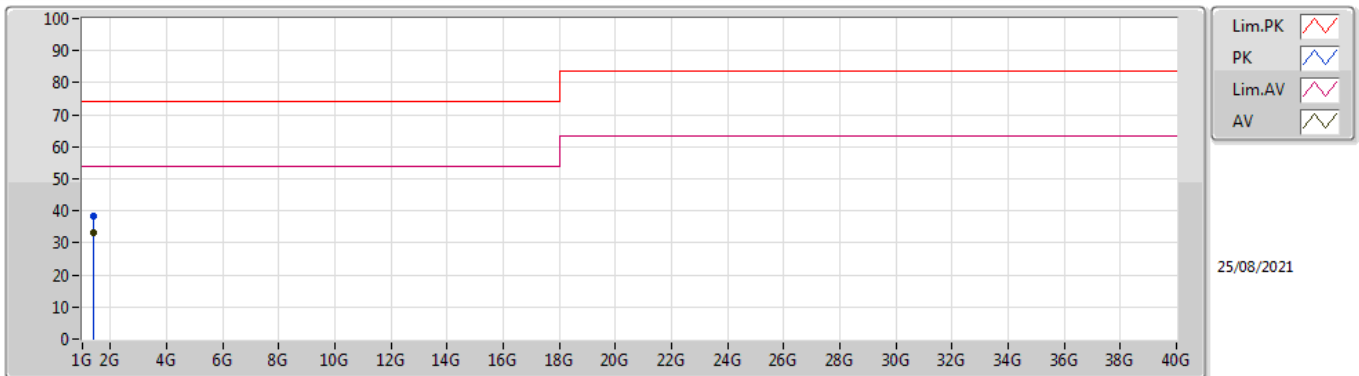
Mode	Result	Type	Freq (Hz)	Level (dBuV/m)	Limit (dBuV/m)	Margin (dB)	Condition
Mode 1	Pass	AV	1.41603G	33.21	54.00	-20.79	Horizontal

Mode 1



Type	Freq (Hz)	Level (dBuV/m)	Limit (dBuV/m)	Margin (dB)	Factor (dB/m)	Dist (m)	Condition	Azimuth (°)	Height (m)	Comment	Raw (dBuV/m)	AF (dB/m)	CL (dB)	PA (dB)
PK	1.41829G	37.54	74.00	-36.46	-8.70	3	Vertical	176	1.13	-	46.24	25.66	3.04	37.40
AV	1.41605G	29.33	54.00	-24.67	-8.70	3	Vertical	176	1.13	"Worst"	38.03	25.67	3.03	37.40

Mode 1



Type	Freq (Hz)	Level (dBuV/m)	Limit (dBuV/m)	Margin (dB)	Factor (dB/m)	Dist (m)	Condition	Azimuth (°)	Height (m)	Comment	Raw (dBuV/m)	AF (dB/m)	CL (dB)	PA (dB)
PK	1.4172G	38.55	74.00	-35.45	-8.70	3	Horizontal	113	1.59	-	47.25	25.67	3.03	37.40
AV	1.41603G	33.21	54.00	-20.79	-8.70	3	Horizontal	113	1.59	"Worst"	41.91	25.67	3.03	37.40