

1. Photographs of Dynamic Frequency Selection Test Configuration

For Master (AP Router):

FRONT VIEW




CLOSE-UP VIEW



For Master (Repeater):

FRONT VIEW




CLOSE-UP VIEW



For Master (Mesh):

FRONT VIEW




CLOSE-UP VIEW




For Client without radar detection (Bridge):

FRONT VIEW



CLOSE-UP VIEW



————THE END————