



RADIO TEST REPORT

FCC ID : MSQ-RTAX5D00
Equipment : ROG Rapture Quad-band Gaming Router
Brand Name : ASUS
Model Name : GT-AXE16000
Applicant : ASUSTeK COMPUTER INC.
1F., No. 15, Lide Rd., Beitou Dist., Taipei City 112, Taiwan
Standard : 47 CFR FCC Part 15.407

The product was received on Aug. 16, 2023, and testing was started from Aug. 18, 2023 and completed on Mar. 04, 2024. We, Sporton International Inc. Hsinchu Laboratory, would like to declare that the tested sample has been evaluated in accordance with the procedures given in ANSI C63.10-2013 and shown compliance with the applicable technical standards.

The test results in this variant report apply exclusively to the tested model / sample. Without written approval of Sporton International Inc. Hsinchu Laboratory, the test report shall not be reproduced except in full.



Approved by: Sam Chen

Sporton International Inc. Hsinchu Laboratory

No.8, Ln. 724, Bo'ai St., Zhubei City, Hsinchu County 302010, Taiwan (R.O.C.)



Table of Contents

History of this test report.....3

Summary of Test Result.....4

1 General Description5

1.1 Information.....5

1.2 Applicable Standards14

1.3 Testing Location Information14

1.4 Measurement Uncertainty15

2 Test Configuration of EUT16

2.1 Test Channel Mode16

2.2 The Worst Case Measurement Configuration18

2.3 EUT Operation during Test19

2.4 Accessories20

2.5 Support Equipment.....20

2.6 Test Setup Diagram21

3 Transmitter Test Result24

3.1 Emission Bandwidth24

3.2 Maximum Output Power26

3.3 Power Spectral Density29

3.4 Unwanted Emissions.....32

4 Test Equipment and Calibration Data37

Appendix A. Test Results of Emission Bandwidth

Appendix B. Test Results of Maximum Output Power

Appendix C. Test Results of Power Spectral Density

Appendix D. Test Results of Unwanted Emissions

Appendix E. Test Photos

Photographs of EUT v01



Summary of Test Result

| Report Clause | Ref Std. Clause | Test Items | Result (PASS/FAIL) | Remark |
|---------------|-----------------|------------------------|--------------------|--------|
| 1.1.2 | 15.203 | Antenna Requirement | PASS | - |
| 3.1 | 15.407(a) | Emission Bandwidth | PASS | - |
| 3.2 | 15.407(a) | Maximum Output Power | PASS | - |
| 3.3 | 15.407(a) | Power Spectral Density | PASS | - |
| 3.4 | 15.407(b) | Unwanted Emissions | PASS | - |

Note: Reference to Sporton Project No.: 1N0529-05.

Conformity Assessment Condition:

1. The test results (PASS/FAIL) with all measurement uncertainty excluded are presented against the regulation limits or in accordance with the requirements stipulated by the applicant/manufacturer who shall bear all the risks of non-compliance that may potentially occur if measurement uncertainty is taken into account.
2. The measurement uncertainty please refer to each test result in the chapter "Measurement Uncertainty".

Disclaimer:

The product specifications of the EUT presented in the test report that may affect the test assessments are declared by the manufacturer who shall take full responsibility for the authenticity.

Reviewed by: Sam Chen

Report Producer: Wendy Pan



1 General Description

1.1 Information

1.1.1 RF General Information

| Frequency Range (MHz) | IEEE Std. 802.11 | Ch. Frequency (MHz) | Channel Number |
|-----------------------|--|---------------------|----------------|
| 5150-5250 | a, n (HT20), ac (VHT20), ax (HEW20) | 5180-5240 | 36-48 [4] |
| 5250-5350 | | 5260-5320 | 52-64 [4] |
| 5470-5725 | | 5500-5720 | 100-144 [12] |
| 5725-5850 | | 5745-5825 | 149-165 [5] |
| 5150-5250 | n (HT40), ac (VHT40), ax (HEW40) | 5190-5230 | 38-46 [2] |
| 5250-5350 | | 5270-5310 | 54-62 [2] |
| 5470-5725 | | 5510-5710 | 102-142 [6] |
| 5725-5850 | | 5755-5795 | 151-159 [2] |
| 5150-5250 | ac (VHT80), ax (HEW80) | 5210 | 42 [1] |
| 5250-5350 | | 5290 | 58 [1] |
| 5470-5725 | | 5530-5690 | 106-138 [3] |
| 5725-5850 | | 5775 | 155 [1] |
| 5150-5350 | ac (VHT160), ax (HEW160) | 5250 | 50 [1] |
| 5470-5725 | | 5570 | 114 [1] |



| Band | Mode | BWch (MHz) | Nant |
|--------------|--------------------|-------------------|-------------|
| 5.15-5.25GHz | 802.11a | 20 | 4 |
| 5.15-5.25GHz | 802.11n HT20 | 20 | 4 |
| 5.15-5.25GHz | 802.11n HT20-BF | 20 | 4 |
| 5.15-5.25GHz | 802.11ac VHT20 | 20 | 4 |
| 5.15-5.25GHz | 802.11ac VHT20-BF | 20 | 4 |
| 5.15-5.25GHz | 802.11ax HEW20 | 20 | 4 |
| 5.15-5.25GHz | 802.11ax HEW20-BF | 20 | 4 |
| 5.15-5.25GHz | 802.11n HT40 | 40 | 4 |
| 5.15-5.25GHz | 802.11n HT40-BF | 40 | 4 |
| 5.15-5.25GHz | 802.11ac VHT40 | 40 | 4 |
| 5.15-5.25GHz | 802.11ac VHT40-BF | 40 | 4 |
| 5.15-5.25GHz | 802.11ax HEW40 | 40 | 4 |
| 5.15-5.25GHz | 802.11ax HEW40-BF | 40 | 4 |
| 5.15-5.25GHz | 802.11ac VHT80 | 80 | 4 |
| 5.15-5.25GHz | 802.11ac VHT80-BF | 80 | 4 |
| 5.15-5.25GHz | 802.11ax HEW80 | 80 | 4 |
| 5.15-5.25GHz | 802.11ax HEW80-BF | 80 | 4 |
| 5.15-5.25GHz | 802.11ac VHT160 | 160 | 4 |
| 5.15-5.25GHz | 802.11ac VHT160-BF | 160 | 4 |
| 5.15-5.25GHz | 802.11ax HEW160 | 160 | 4 |
| 5.15-5.25GHz | 802.11ax HEW160-BF | 160 | 4 |
| 5.25-5.35GHz | 802.11a | 20 | 4 |
| 5.25-5.35GHz | 802.11n HT20 | 20 | 4 |
| 5.25-5.35GHz | 802.11n HT20-BF | 20 | 4 |
| 5.25-5.35GHz | 802.11ac VHT20 | 20 | 4 |
| 5.25-5.35GHz | 802.11ac VHT20-BF | 20 | 4 |
| 5.25-5.35GHz | 802.11ax HEW20 | 20 | 4 |
| 5.25-5.35GHz | 802.11ax HEW20-BF | 20 | 4 |
| 5.25-5.35GHz | 802.11n HT40 | 40 | 4 |
| 5.25-5.35GHz | 802.11n HT40-BF | 40 | 4 |
| 5.25-5.35GHz | 802.11ac VHT40 | 40 | 4 |
| 5.25-5.35GHz | 802.11ac VHT40-BF | 40 | 4 |
| 5.25-5.35GHz | 802.11ax HEW40 | 40 | 4 |
| 5.25-5.35GHz | 802.11ax HEW40-BF | 40 | 4 |
| 5.25-5.35GHz | 802.11ac VHT80 | 80 | 4 |
| 5.25-5.35GHz | 802.11ac VHT80-BF | 80 | 4 |
| 5.25-5.35GHz | 802.11ax HEW80 | 80 | 4 |
| 5.25-5.35GHz | 802.11ax HEW80-BF | 80 | 4 |
| 5.25-5.35GHz | 802.11ac VHT160 | 160 | 4 |



| Band | Mode | BWch (MHz) | Nant |
|---------------|--------------------|------------|------|
| 5.25-5.35GHz | 802.11ac VHT160-BF | 160 | 4 |
| 5.25-5.35GHz | 802.11ax HEW160 | 160 | 4 |
| 5.25-5.35GHz | 802.11ax HEW160-BF | 160 | 4 |
| 5.47-5.725GHz | 802.11a | 20 | 4 |
| 5.47-5.725GHz | 802.11n HT20 | 20 | 4 |
| 5.47-5.725GHz | 802.11n HT20-BF | 20 | 4 |
| 5.47-5.725GHz | 802.11ac VHT20 | 20 | 4 |
| 5.47-5.725GHz | 802.11ac VHT20-BF | 20 | 4 |
| 5.47-5.725GHz | 802.11ax HEW20 | 20 | 4 |
| 5.47-5.725GHz | 802.11ax HEW20-BF | 20 | 4 |
| 5.47-5.725GHz | 802.11n HT40 | 40 | 4 |
| 5.47-5.725GHz | 802.11n HT40-BF | 40 | 4 |
| 5.47-5.725GHz | 802.11ac VHT40 | 40 | 4 |
| 5.47-5.725GHz | 802.11ac VHT40-BF | 40 | 4 |
| 5.47-5.725GHz | 802.11ax HEW40 | 40 | 4 |
| 5.47-5.725GHz | 802.11ax HEW40-BF | 40 | 4 |
| 5.47-5.725GHz | 802.11ac VHT80 | 80 | 4 |
| 5.47-5.725GHz | 802.11ac VHT80-BF | 80 | 4 |
| 5.47-5.725GHz | 802.11ax HEW80 | 80 | 4 |
| 5.47-5.725GHz | 802.11ax HEW80-BF | 80 | 4 |
| 5.47-5.725GHz | 802.11ac VHT160 | 160 | 4 |
| 5.47-5.725GHz | 802.11ac VHT160-BF | 160 | 4 |
| 5.47-5.725GHz | 802.11ax HEW160 | 160 | 4 |
| 5.47-5.725GHz | 802.11ax HEW160-BF | 160 | 4 |
| 5.725-5.85GHz | 802.11a | 20 | 4 |
| 5.725-5.85GHz | 802.11n HT20 | 20 | 4 |
| 5.725-5.85GHz | 802.11n HT20-BF | 20 | 4 |
| 5.725-5.85GHz | 802.11ac VHT20 | 20 | 4 |
| 5.725-5.85GHz | 802.11ac VHT20-BF | 20 | 4 |
| 5.725-5.85GHz | 802.11ax HEW20 | 20 | 4 |
| 5.725-5.85GHz | 802.11ax HEW20-BF | 20 | 4 |
| 5.725-5.85GHz | 802.11n HT40 | 40 | 4 |
| 5.725-5.85GHz | 802.11n HT40-BF | 40 | 4 |
| 5.725-5.85GHz | 802.11ac VHT40 | 40 | 4 |
| 5.725-5.85GHz | 802.11ac VHT40-BF | 40 | 4 |
| 5.725-5.85GHz | 802.11ax HEW40 | 40 | 4 |
| 5.725-5.85GHz | 802.11ax HEW40-BF | 40 | 4 |
| 5.725-5.85GHz | 802.11ac VHT80 | 80 | 4 |
| 5.725-5.85GHz | 802.11ac VHT80-BF | 80 | 4 |
| 5.725-5.85GHz | 802.11ax HEW80 | 80 | 4 |



| Band | Mode | BWch (MHz) | Nant |
|---------------|-------------------|-------------------|-------------|
| 5.725-5.85GHz | 802.11ax HEW80-BF | 80 | 4 |

Note:

- ♦ 11a, HT20 and HT40 use a combination of OFDM-BPSK, QPSK, 16QAM, 64QAM modulation.
- ♦ VHT20, VHT40, VHT80 and VHT160 use a combination of OFDM-BPSK, QPSK, 16QAM, 64QAM, 256QAM, 1024QAM modulation.
- ♦ HEW20, HEW40, HEW80 and HEW160 use a combination of OFDMA-BPSK, QPSK, 16QAM, 64QAM, 256QAM, 1024QAM modulation.
- ♦ BWch is the nominal channel bandwidth.



1.1.2 Antenna Information

For EUT 5

| Ant. | Port | | | | Brand Name | Model Name | Antenna Type | Connector | Gain (dBi) |
|------|-------------|---------------------------|---------------------------|-----------|------------|--------------------|--------------|-----------|------------|
| | WLAN 2.4GHz | WLAN 5GHz UNII 1& UNII 2A | WLAN 5GHz UNII 2C& UNII 3 | WLAN 6GHz | | | | | |
| 1 | 2 | 2 | - | - | WALSIN | RFPCA311406IMLB901 | PCB | I-PEX | Note2 |
| 2 | 1 | 1 | - | - | WALSIN | RFDPA181121IMLB901 | Dipole | I-PEX | |
| 3 | 4 | 4 | - | - | WALSIN | RFDPA181121IMLB902 | Dipole | I-PEX | |
| 4 | 3 | 3 | - | - | WALSIN | RFDPA181105IMLB901 | Dipole | I-PEX | |
| 5 | - | - | 4 | - | WALSIN | RFPCA191412IM5B901 | PCB | I-PEX | |
| 6 | - | - | 3 | - | WALSIN | RFDPA181108IM5B901 | Dipole | I-PEX | |
| 7 | - | - | 2 | - | WALSIN | RFDPA181119IM5B901 | Dipole | I-PEX | |
| 8 | - | - | 1 | - | WALSIN | RFDPA181125IM5B901 | Dipole | I-PEX | |
| 9 | - | - | - | 4 | WALSIN | RFPCA170920IM6B901 | PCB | I-PEX | |
| 10 | - | - | - | 3 | WALSIN | RFPCA222024IMLB901 | PCB | I-PEX | |
| 11 | - | - | - | 2 | WALSIN | RFDPA181119IM6B901 | Dipole | I-PEX | |
| 12 | - | - | - | 1 | WALSIN | RFDPA181110IM6B901 | Dipole | I-PEX | |

Note1: The above information was declared by manufacturer.

Note2:

Mode 1: 2G5GL-external antenna Vertical

| Band (MHz) | 2400-2483.5 | 5150-5250 | 5250-5350 |
|-----------------------|-------------|-----------|-----------|
| Frequency (Hz) | 2.45G | 5.2G | 5.3G |
| Ant. 1 Max Gain (dBi) | 2.46 | 3.34 | 3.41 |
| Ant. 2 Max Gain (dBi) | 2.3 | 4.72 | 3.84 |
| Ant. 3 Max Gain (dBi) | 3.43 | 3.61 | 3.43 |
| Ant. 4 Max Gain (dBi) | 2.12 | 4.5 | 4.7 |
| DG [1SS] (dBi) | 4.53 | 6.17 | 6.32 |
| DG [2SS] (dBi) | 3.43 | 4.72 | 4.7 |
| DG [4SS] (dBi) | 3.43 | 4.72 | 4.7 |

Mode 2: 2G5GL-external antenna Horizontal

| Band (MHz) | 2400-2483.5 | 5150-5250 | 5250-5350 |
|-----------------------|-------------|-----------|-----------|
| Frequency (Hz) | 2.45G | 5.2G | 5.3G |
| Ant. 1 Max Gain (dBi) | 2.46 | 3.34 | 3.41 |
| Ant. 2 Max Gain (dBi) | 3.54 | 4.16 | 4.71 |
| Ant. 3 Max Gain (dBi) | 4.36 | 3.44 | 3.32 |
| Ant. 4 Max Gain (dBi) | 3.47 | 4.31 | 4.69 |
| DG [1SS] (dBi) | 5 | 4.76 | 4.75 |
| DG [2SS] (dBi) | 4.36 | 4.31 | 4.71 |
| DG [4SS] (dBi) | 4.36 | 4.31 | 4.71 |



Mode 3: 5GH-external antenna Vertical

| Band (MHz) | 5470-5725 | 5725-5850 |
|-----------------------|-----------|-----------|
| Frequency (Hz) | 5.6G | 5.785G |
| Ant. 5 Max Gain (dBi) | 2.56 | 1.18 |
| Ant. 6 Max Gain (dBi) | 4.83 | 4.59 |
| Ant. 7 Max Gain (dBi) | 4.4 | 4.62 |
| Ant. 8 Max Gain (dBi) | 3.82 | 3.91 |
| DG [1SS] (dBi) | 6.97 | 6.48 |
| DG [2SS] (dBi) | 4.83 | 4.62 |
| DG [4SS] (dBi) | 4.83 | 4.62 |

Mode 4: 5GH-external antenna Horizontal

| Band (MHz) | 5470-5725 | 5725-5850 |
|-----------------------|-----------|-----------|
| Frequency (Hz) | 5.6G | 5.785G |
| Ant. 5 Max Gain (dBi) | 2.56 | 1.18 |
| Ant. 6 Max Gain (dBi) | 4.84 | 4.77 |
| Ant. 7 Max Gain (dBi) | 3.62 | 4.56 |
| Ant. 8 Max Gain (dBi) | 4.15 | 4.12 |
| DG [1SS] (dBi) | 5.83 | 5.27 |
| DG [2SS] (dBi) | 4.84 | 4.77 |
| DG [4SS] (dBi) | 4.84 | 4.77 |

Mode 5: 6G-external antenna Vertical

| Band (MHz) | 6175 | 6475 | 6695 | 6995 |
|------------------------|--------|--------|--------|--------|
| Frequency (Hz) | 6.175G | 6.475G | 6.695G | 6.995G |
| Ant. 9 Max Gain (dBi) | 3.1 | 3.04 | 2.87 | 2.01 |
| Ant. 10 Max Gain (dBi) | 2.8 | 2.63 | 3.57 | 4.12 |
| Ant. 11 Max Gain (dBi) | 4.49 | 3.97 | 4.38 | 4.34 |
| Ant. 12 Max Gain (dBi) | 4.65 | 3.76 | 4.1 | 4.29 |
| DG [1SS] (dBi) | 5.66 | 5.2 | 5.58 | 5.35 |
| DG [2SS] (dBi) | 4.65 | 3.97 | 4.38 | 4.34 |
| DG [4SS] (dBi) | 4.65 | 3.97 | 4.38 | 4.34 |

Mode 6: 6G-external antenna Horizontal

| Band (MHz) | 6175 | 6475 | 6695 | 6995 |
|------------------------|--------|--------|--------|--------|
| Frequency (Hz) | 6.175G | 6.475G | 6.695G | 6.995G |
| Ant. 9 Max Gain (dBi) | 3.1 | 3.04 | 2.87 | 2.01 |
| Ant. 10 Max Gain (dBi) | 2.8 | 2.63 | 3.57 | 4.12 |
| Ant. 11 Max Gain (dBi) | 4.88 | 4.49 | 4.92 | 4.59 |
| Ant. 12 Max Gain (dBi) | 4.53 | 4.43 | 4.26 | 4.31 |
| DG [1SS] (dBi) | 4.99 | 4.63 | 4.64 | 4.41 |
| DG [2SS] (dBi) | 4.88 | 4.49 | - | - |
| DG [4SS] (dBi) | 4.88 | 4.49 | - | - |



Note3: The directional gain is measured which follows the procedure of KDB 662911 D03.

Only the highest gain antenna was selected from each different antenna mode of antenna to test and record in this report.

For 2.4GHz function:

For IEEE 802.11b/g/n/VHT/ax (4TX/4RX):

Port 1, Port 2, Port 3 and Port 4 can be used as transmitting/receiving antenna.

Port 1, Port 2, Port 3 and Port 4 could transmit/receive simultaneously.

For 5GHz function:

For IEEE 802.11a/n/ac/ax (4TX/4RX):

Port 1, Port 2, Port 3 and Port 4 can be used as transmitting/receiving antenna.

Port 1, Port 2, Port 3 and Port 4 could transmit/receive simultaneously.

For 6GHz function:

For IEEE 802.11ax (4TX/4RX):

Port 1, Port 2, Port 3 and Port 4 can be used as transmitting/receiving antenna.

Port 1, Port 2, Port 3 and Port 4 could transmit/receive simultaneously.



1.1.3 EUT Operational Condition

| | | | | |
|------------------------------------|--|-------------------|-------------------------------------|----------------------|
| EUT Power Type | From Power Adapter | | | |
| Beamforming Function | <input checked="" type="checkbox"/> | With beamforming | <input type="checkbox"/> | Without beamforming |
| | The product has beamforming function for n/VHT/ax in 2.4GHz, n/ac/ax in 5GHz and ax in 6GHz. | | | |
| Weather Band | <input checked="" type="checkbox"/> | With 5600~5650MHz | <input type="checkbox"/> | Without 5600~5650MHz |
| Function | <input type="checkbox"/> | Outdoor P2M | <input checked="" type="checkbox"/> | Indoor P2M |
| | <input type="checkbox"/> | Fixed P2P | <input type="checkbox"/> | Client |
| TPC Function | <input checked="" type="checkbox"/> | With TPC | <input type="checkbox"/> | Without TPC |
| Channel Puncturing Function | <input type="checkbox"/> | Supported | <input checked="" type="checkbox"/> | Unsupported |
| Support RU | <input checked="" type="checkbox"/> | Full RU | <input type="checkbox"/> | Partial RU |
| Test Software Version | Mtool 3.2.1.4 | | | |

Note: The above information was declared by manufacturer.

1.1.4 Table for Components Source Information

| Component | Main Source | Second Source |
|---|---|--|
| 5G pre filter | Brand: Qorvo Model: QPQ1904 | - |
| DDR4 | Brand: SAMSUNG Density: 512MB | Brand: SAMSUNG Density: 1GB |
| Transformer of 1Gbps LAN | Brand: NETSWAP Model: NS777202 | Brand: MINGTEK Model: HN8001VG |
| MLCC on the path of the CPU (Location: C124, C126, C127, C128) | Brand: WAL SIN Model: 0201X104K160CT | Brand: TAIYO YUDEN Model: EMK063BJ104KP-F |

Note: The above information was declared by manufacturer.

1.1.5 Table for EUT Information

| EUT | 5G pre filter | DDR4 | Transformer of 1Gbps LAN | MLCC on the path of the CPU (Location: C124, C126, C127, C128) |
|-------|---------------|---------------|--------------------------|--|
| EUT 1 | Second Source | Main Source | Main Source | Main Source |
| EUT 2 | Main Source | Main Source | Main Source | Main Source |
| EUT 3 | Second Source | Second Source | Main Source | Main Source |
| EUT 4 | Second Source | Second Source | Second Source | Main Source |
| EUT 5 | Main Source | Second Source | Main Source | Second Source |

Note 1: From the above EUTs, EUT 5 was selected to test all items, EUT 4 was selected to test Unwanted Emissions below 1GHz test and their data were recorded in this report.

Note2: The above information was declared by manufacturer.



1.1.6 Table for EUT Supports Function

| Function | Support Type | Remark |
|-----------|-------------------------------|--------------------------|
| AP Router | Master | Support 2.4GHz/5GHz/6GHz |
| Bridge | Slave without radar detection | Support 2.4GHz/5GHz |
| Repeater | Master | Support 2.4GHz/5GHz |
| Mesh | Master | Support 2.4GHz/5GHz/6GHz |

Note: The above information was declared by manufacturer.

1.1.7 Table for Permissive Change

This product is an extension of original one reported under Sporton project number: FR1N0529AB

Below is the table for the change of the product with respect to the original one.

| Modifications | Performance Checking |
|---|---|
| 1. Adding a second transformer source of 1Gbps LAN and combination as EUT 4. (Brand name: MINGTEK / Model name: HN8001VG) | Unwanted Emissions below 1GHz test. |
| 2. Adding EUT 5, the difference with EUT 3 is the following: a. With 5G pre filter. b. Add the second source for MLCC on the path of the CPU (Location: C124, C126, C127, C128). c. Updating the measurement method of antenna gain for EUT 5. | 1. Emission Bandwidth 2. Maximum Output Power 3. Power Spectral Density 4. Unwanted Emissions Evaluating the affected frequencies only. |
| 3. Removing Manufacturer name and address. 4. Updating the Components Source information of main source (512MB) and Second source (1GB) for DDR4. | After evaluating, it does not affect the test. |



1.2 Applicable Standards

According to the specifications of the manufacturer, the EUT must comply with the requirements of the following standards:

- ♦ 47 CFR FCC Part 15
- ♦ ANSI C63.10-2013
- ♦ FCC KDB 789033 D02 v02r01

The following reference test guidance is not within the scope of accreditation of TAF.

- ♦ FCC KDB 662911 D03 v01
- ♦ FCC KDB 412172 D01 v01r01
- ♦ FCC KDB 414788 D01 v01r01

1.3 Testing Location Information

| Testing Location Information | |
|---|--|
| Test Lab. : Sporton International Inc. Hsinchu Laboratory | |
| Hsinchu (TAF: 3787) | ADD: No.8, Ln. 724, Bo'ai St., Zhubei City, Hsinchu County 302010, Taiwan (R.O.C.) TEL: 886-3-656-9065 FAX: 886-3-656-9085 Test site Designation No. TW3787 with FCC. Conformity Assessment Body Identifier (CABID) TW3787 with ISED. |

| Test Condition | Test Site No. | Test Engineer | Test Environment (°C / %) | Test Date |
|-----------------------|---------------|---------------|---------------------------|---------------------------------|
| Radiated (Below 1GHz) | 03CH05-CB | Jackson Peng | 21.8~23.3 / 59~60 | Aug. 18, 2023 |
| | 03CH06-CB | | 21.9-22.4 / 55-58 | Mar. 04, 2024 |
| Radiated (Above 1GHz) | 03CH05-CB | Jackson Peng | 21.9-22.4 / 55-58 | Jan. 08, 2024~ Jan. 22, 2024 |
| | 03CH06-CB | | 21.9-22.4 / 55-58 | |
| RF Conducted | TH03-CB | Nyle Chang | 24.5-24.8 / 52-62 | Jan. 27, 2024~ Jan. 31, 2024 |



1.4 Measurement Uncertainty

ISO/IEC 17025 requires that an estimate of the measurement uncertainties associated with the emissions test results be included in the report. The measurement uncertainties given below are based on a 95% confidence level (based on a coverage factor (k=2))

| Test Items | Uncertainty | Remark |
|--------------------------------------|-------------|--------------------------|
| Radiated Emission (9kHz ~ 30MHz) | 3.7 dB | Confidence levels of 95% |
| Radiated Emission (30MHz ~ 1,000MHz) | 5.1 dB | Confidence levels of 95% |
| Radiated Emission (1GHz ~ 18GHz) | 4.1 dB | Confidence levels of 95% |
| Radiated Emission (18GHz ~ 40GHz) | 4.2 dB | Confidence levels of 95% |
| Conducted Emission | 3.1 dB | Confidence levels of 95% |
| Output Power Measurement | 0.8 dB | Confidence levels of 95% |
| Power Density Measurement | 3.1 dB | Confidence levels of 95% |
| Bandwidth Measurement | 2.2% | Confidence levels of 95% |



2 Test Configuration of EUT

2.1 Test Channel Mode

For UNII 1 and UNII 2A:

| Mode |
|------------------------------------|
| 802.11ax HEW20-BF_Nss1,(MCS0)_4TX |
| 5180MHz |
| 5200MHz |
| 5240MHz |
| 5260MHz |
| 802.11ax HEW40-BF_Nss1,(MCS0)_4TX |
| 5190MHz |
| 5230MHz |
| 5310MHz |
| 802.11ax HEW80-BF_Nss1,(MCS0)_4TX |
| 5210MHz |
| 5290MHz |
| 802.11ax HEW160-BF_Nss1,(MCS0)_4TX |
| 5250MHz Straddle 5.15-5.25GHz |
| 5250MHz Straddle 5.25-5.35GHz |



For UNII 2C and UNII 3:

| Mode |
|------------------------------------|
| 802.11a_Nss1,(6Mbps)_4TX |
| 5500MHz |
| 5580MHz |
| 5700MHz |
| 5720MHz Straddle 5.47-5.725GHz |
| 5720MHz Straddle 5.725-5.85GHz |
| 802.11ax HEW20-BF_Nss1,(MCS0)_4TX |
| 5500MHz |
| 5580MHz |
| 5700MHz |
| 5720MHz Straddle 5.47-5.725GHz |
| 5720MHz Straddle 5.725-5.85GHz |
| 5745MHz |
| 5785MHz |
| 5825MHz |
| 802.11ax HEW40-BF_Nss1,(MCS0)_4TX |
| 5510MHz |
| 5550MHz |
| 5670MHz |
| 5710MHz Straddle 5.47-5.725GHz |
| 5710MHz Straddle 5.725-5.85GHz |
| 5755MHz |
| 5795MHz |
| 802.11ax HEW80-BF_Nss1,(MCS0)_4TX |
| 5530MHz |
| 5610MHz |
| 5690MHz Straddle 5.47-5.725GHz |
| 5690MHz Straddle 5.725-5.85GHz |
| 5775MHz |
| 802.11ax HEW160-BF_Nss1,(MCS0)_4TX |
| 5570MHz |

Note1: There are two modes of EUT for n/VHT/ax in 2.4GHz and n/ac/ax in 5GHz. One is beamforming mode, and the other is non-beamforming mode, after evaluating, beamforming mode has been evaluated to be the worst case, so it was selected to test and record in this test report.

Note2: Evaluated HEW20/HEW40/HEW80/HEW160 mode only, due to similar modulation. The power setting of HT20/HT40/VHT20/VHT40/VHT80/VHT160 mode are the same or lower than HEW20/HEW40/HEW80/HEW160.



2.2 The Worst Case Measurement Configuration

| The Worst Case Mode for Following Conformance Tests | |
|---|--|
| Tests Item | Emission Bandwidth Maximum Output Power Power Spectral Density |
| Test Condition | Conducted measurement at transmit chains |
| Test Mode | EUT 5 |

| The Worst Case Mode for Following Conformance Tests | |
|---|--|
| Tests Item | Unwanted Emissions |
| Test Condition | Radiated measurement If EUT consist of multiple antenna assembly (multiple antenna are used in EUT regardless of spatial multiplexing MIMO configuration), the radiated test should be performed with highest antenna gain of each antenna type. |
| Operating Mode < 1GHz | CTX |
| | 1. After evaluating, the worst case was found at Z axis. So the measurement will follow this same test configuration. 2. The EUT has two types for setting the antenna. One is antenna in horizontal and the other is antenna in vertical, 3. The EUT was performed at 2.4GHz, UNII 1+UNII 2A, UNII 2C+UNII 3, 6GHz, the worst case was found at 2.4GHz. Thus, the measurement will follow this same test configuration. 4. The EUT was performed at Adapter 1, Adapter 3 and Adapter 4, the worst case was found at Adapter 1. Thus, the measurement will follow this same test configuration. |
| | 1 EUT 4 in Z axis + antenna in horizontal + Adapter 1 + WLAN 2.4GHz 2 EUT 5 in Z axis + antenna in horizontal + Adapter 1 + WLAN 2.4GHz |
| For operating mode 2 is the worst case and it was record in this test report. | |
| Operating Mode > 1GHz | CTX |
| | 1. The EUT was performed at X axis, Y axis and Z axis position, and the worst case was found at Z axis for UNII 1 and UNII 2A and at X axis for UNII 2C and UNII 3. So the measurement will follow this same test configuration. 2. The EUT has two types for setting the antenna. One is antenna in horizontal and the other is antenna in vertical, and the worst case was found at antenna in vertical. So the measurement will follow this same test configuration. |
| | 1 EUT 5 in Z axis + antenna in vertical for UNII 1 and UNII 2A 2 EUT 5 in X axis + antenna in vertical for UNII 2C and UNII 3 |



| The Worst Case Mode for Following Conformance Tests | |
|--|---|
| Tests Item | Simultaneous Transmission Analysis - Co-location RF Exposure Evaluation |
| Operating Mode | |
| 1 | EUT 5 + WLAN 2.4GHz + WLAN 5GHz (UNII 2C/ UNII 3) + WLAN 6GHz |
| 2 | EUT 5 + WLAN 5GHz (UNII 1/ UNII 2A) + WLAN 5GHz (UNII 2C/ UNII 3) + WLAN 6GHz |

Refer to Sporton Test Report No.: FA1N0529-07 for Co-location RF Exposure Evaluation.

2.3 EUT Operation during Test

For CTX Mode:

non-beamforming mode:

The EUT was programmed to be in continuously transmitting mode.

beamforming mode:

For Conducted Mode:

The EUT was programmed to be in continuously transmitting mode.

For Radiated Mode:

During the test, the following programs under WIN 7 were executed.

The program was executed as follows:

1. During the test, the EUT operation to normal function.
2. Executed command fixed test channel under DOS[10.0.19043.1320]、LanTest20(version 2.0.0.2).
3. Executed "Lantest.exe" to link with the remote workstation to transmit and receive packet by Router and transmit duty cycle no less than 98%.



2.4 Accessories

| Accessories | | | | |
|----------------------------------|------------|------------|---|--|
| Equipment Name | Brand Name | Model Name | Rating | Remark |
| Adapter 1 | AcBel | ADD011 | INPUT: 100-240V~ 1.7A, 50-60Hz OUTPUT: +19.5V, 3.33A, 65.0W MAX. | With the DC cable: Non-shielded, 1.5m |
| Adapter 2 | AcBel | ADD011 | INPUT: 100-240V~ 1.7A, 50-60Hz OUTPUT: +19.5V, 3.33A, 65.0W MAX. | With the DC cable: Non-shielded, 1.5m |
| Adapter 3 | DELTA | ADP-65GD | INPUT: AC100-240V ~ 50-60Hz, 1.5A OUTPUT: +19V, 3.42A. | With the DC cable: Non-shielded, 1.8m |
| Adapter 4 | DELTA | ADP-65DE B | INPUT: 100-240V~1.5A, 50-60Hz OUTPUT: 19.0V, 3.42A, 65.0W | With the DC cable: Non-shielded, 1.5m |
| Adapter 5 | DELTA | ADP-65DE B | INPUT: 100-240V ~ 1.5A, 50-60Hz OUTPUT: 19.0V, 3.42A, 65.0W | With the DC cable: Non-shielded, 1.5m |
| Others | | | | |
| RJ-45 cable*1: Shielded, 1.5m | | | | |
| Power cord*1: Non-shielded, 0.9m | | | | |

Note1: Adapter 1 & Adapter 2 and Adapter 4 & Adapter 5 are identical except for the S/N; Therefore, Adapter 1 and Adapter 4 were selected to test and recorded in this report.

Note2: Refer to photographs of EUT for the detail information of difference between Adapter 1 & Adapter 2 and Adapter 4 & Adapter 5.

2.5 Support Equipment

For Radiated (below 1GHz) and Radiated (above 1GHz / Non-beamforming mode):

| Support Equipment | | | | |
|-------------------|-----------|------------|------------|--------|
| No. | Equipment | Brand Name | Model Name | FCC ID |
| A | Notebook | DELL | E4300 | N/A |

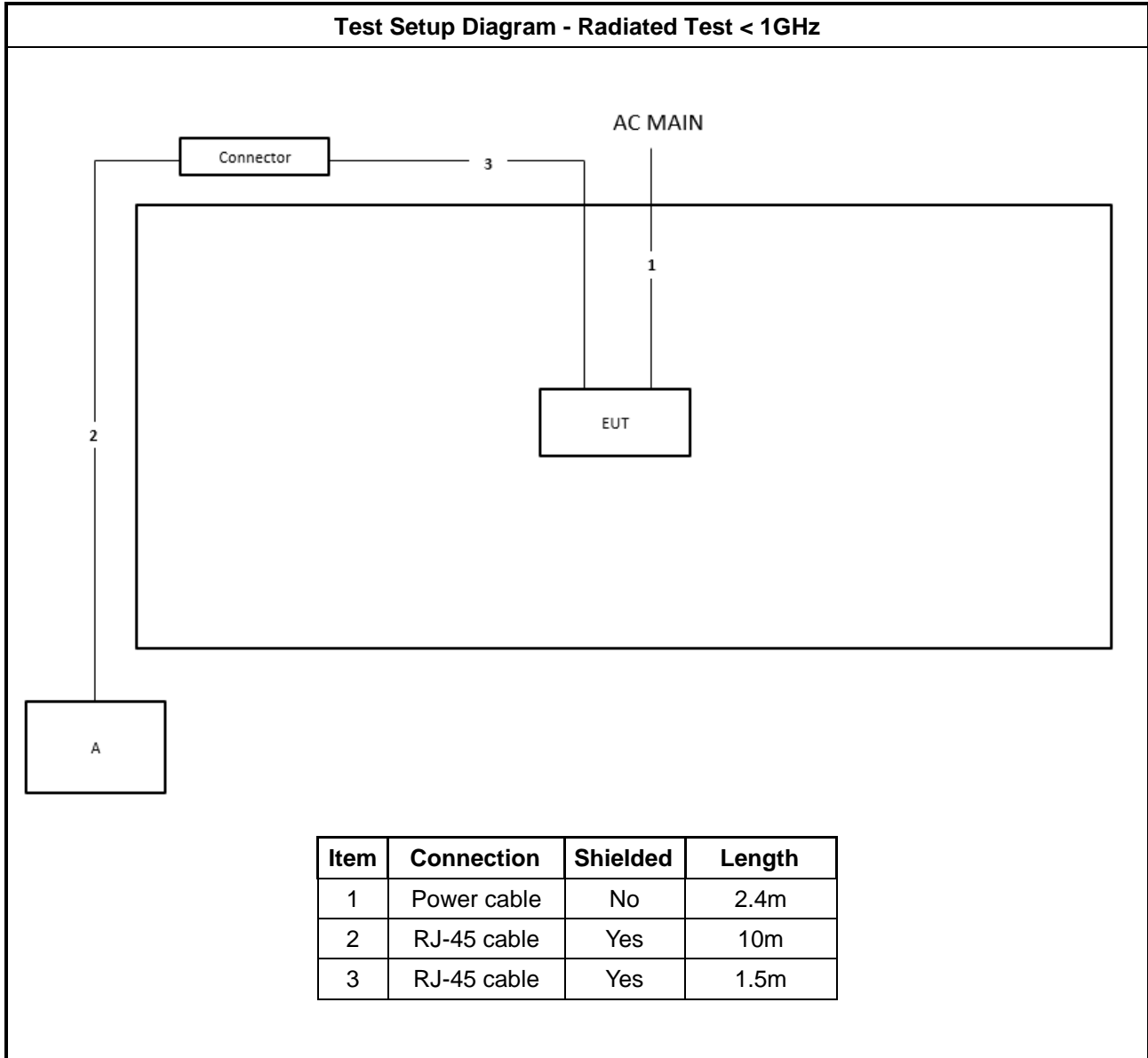
For Radiated (above 1GHz / Beamforming mode):

| Support Equipment | | | | |
|-------------------|-----------|------------|-------------|--------------|
| No. | Equipment | Brand Name | Model Name | FCC ID |
| A | Notebook | DELL | E4300 | N/A |
| B | Notebook | DELL | E4300 | N/A |
| C | Router | ASUS | GT-AXE16000 | MSQ-RTAX5D00 |

For RF Conducted:

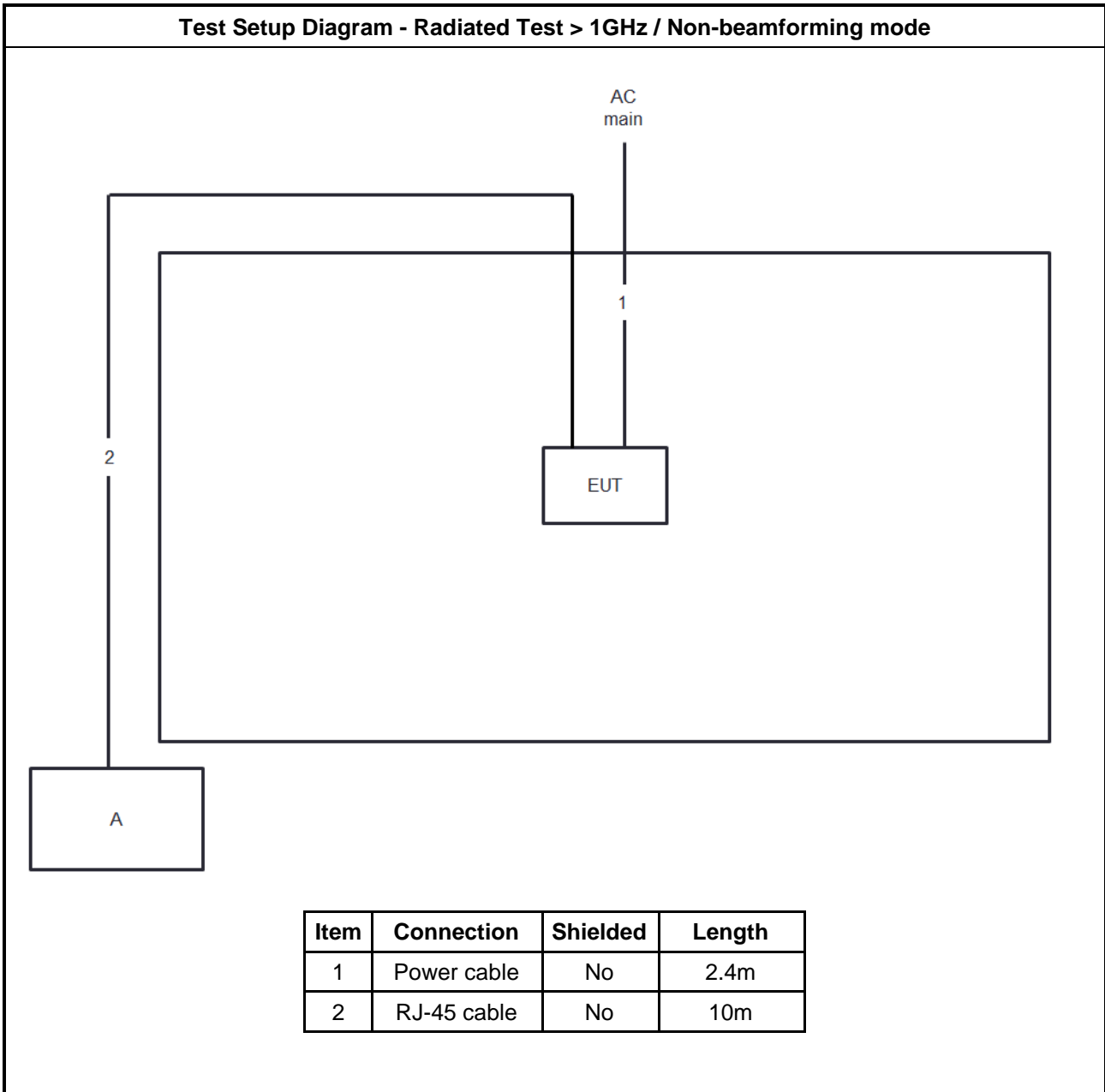
| Support Equipment | | | | |
|-------------------|-----------|------------|------------|--------|
| No. | Equipment | Brand Name | Model Name | FCC ID |
| A | Notebook | DELL | E4300 | N/A |

2.6 Test Setup Diagram



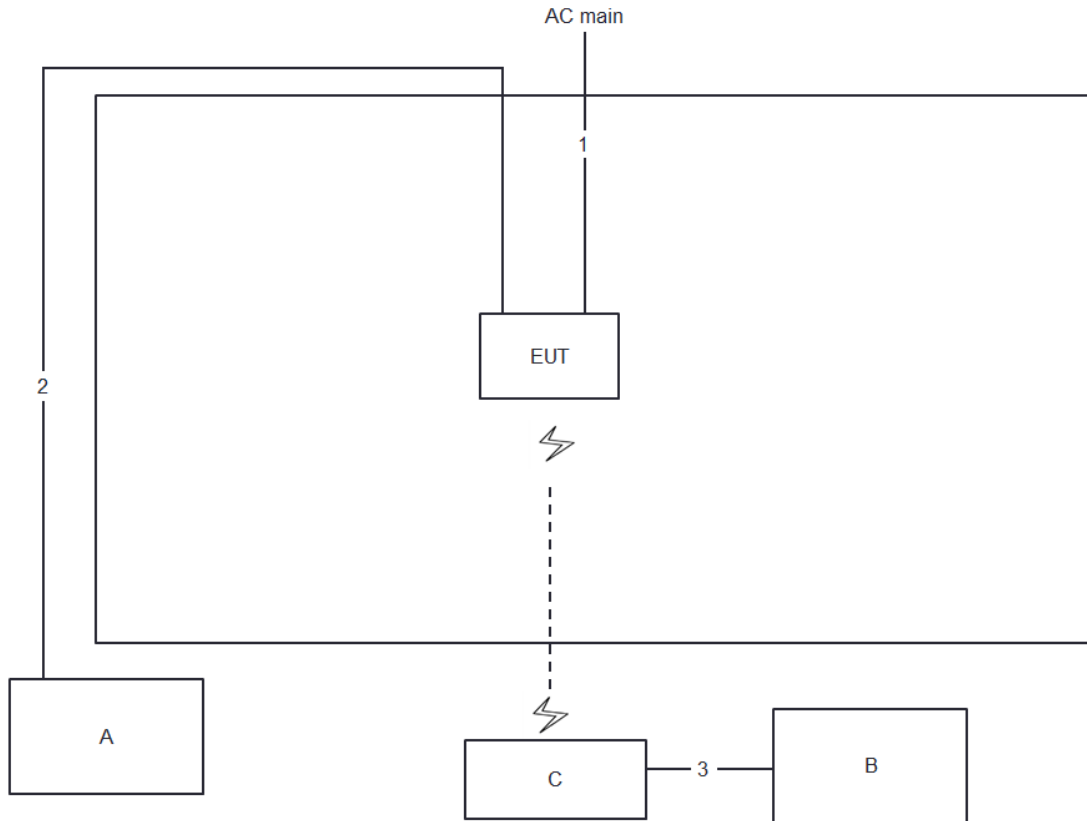


Test Setup Diagram - Radiated Test > 1GHz / Non-beamforming mode



| Item | Connection | Shielded | Length |
|------|-------------|----------|--------|
| 1 | Power cable | No | 2.4m |
| 2 | RJ-45 cable | No | 10m |

Test Setup Diagram - Radiated Test > 1GHz / beamforming mode



| Item | Connection | Shielded | Length |
|------|-------------|----------|--------|
| 1 | Power cable | No | 2.4m |
| 2 | RJ-45 cable | No | 10m |
| 3 | RJ-45 cable | No | 1.5m |

3 Transmitter Test Result

3.1 Emission Bandwidth

3.1.1 Emission Bandwidth Limit

| Emission Bandwidth Limit | |
|-------------------------------------|---|
| UNII Devices | |
| <input checked="" type="checkbox"/> | For the 5.15-5.25 GHz band, N/A |
| <input checked="" type="checkbox"/> | For the 5.25-5.35 GHz band, the maximum conducted output power shall not exceed the lesser of 250 mW or 11 dBm + 10 log B, where B is the 26 dB emission bandwidth in MHz. |
| <input checked="" type="checkbox"/> | For the 5.47-5.725 GHz band, the maximum conducted output power shall not exceed the lesser of 250 mW or 11 dBm + 10 log B, where B is the 26 dB emission bandwidth in MHz. |
| <input checked="" type="checkbox"/> | For the 5.725-5.85 GHz band, 26 dB emission bandwidth ,N/A. 6 dB emission bandwidth ≥ 500kHz. |
| LE-LAN Devices | |
| <input type="checkbox"/> | For the band 5.15-5.25 GHz, the maximum e.i.r.p. shall not exceed 200 mW or 10 + 10 log B, dBm, whichever power is less. B is the 99% emission bandwidth in MHz. |
| <input type="checkbox"/> | For the 5.25-5.35 GHz band, the maximum e.i.r.p. shall not exceed 1.0 W or 17 + 10 log B, dBm, whichever power is less. B is the 99% emission bandwidth in MHz |
| <input type="checkbox"/> | For the 5.47-5.6 GHz band and 5.65-5.725 GHz band, the maximum e.i.r.p. shall not exceed 1.0 W or 17 + 10 log B, dBm, whichever power is less. B is the 99% emission bandwidth in MHz |
| <input type="checkbox"/> | For the 5.725-5.85 GHz band, 6 dB emission bandwidth ≥ 500kHz. |

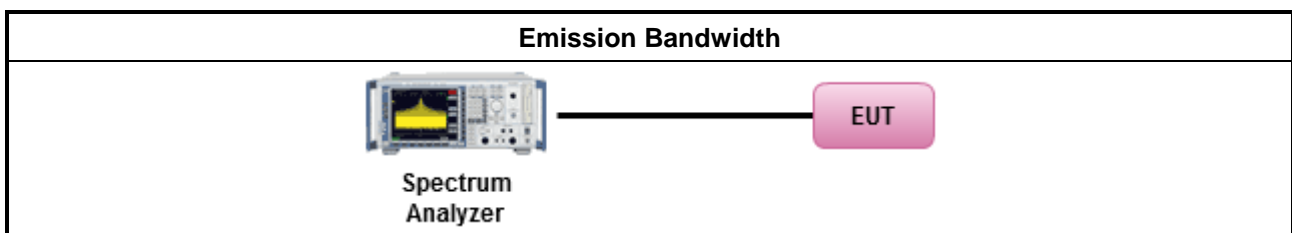
3.1.2 Measuring Instruments

Refer a test equipment and calibration data table in this test report.

3.1.3 Test Procedures

| Test Method | |
|--|---|
| <ul style="list-style-type: none"> ▪ For the emission bandwidth shall be measured using one of the options below: | |
| <input checked="" type="checkbox"/> | Refer as FCC KDB 789033 D02, clause C for EBW and clause D for OBW measurement. |
| <input type="checkbox"/> | Refer as ANSI C63.10, clause 6.9.1 for occupied bandwidth testing. |
| <input type="checkbox"/> | Refer as IC RSS-Gen, clause 4.6 for bandwidth testing. |

3.1.4 Test Setup





3.1.5 Test Result of Emission Bandwidth

Refer as Appendix A



3.2 Maximum Output Power

3.2.1 Limit

| Maximum Output Power Limit | |
|--|--|
| UNII Devices | |
| <input checked="" type="checkbox"/> For the 5.15-5.25 GHz band: | |
| <input type="checkbox"/> | <ul style="list-style-type: none"> Outdoor AP: the maximum conducted output power (P_{Out}) shall not exceed the lesser of 1 W. If $G_{TX} > 6$ dBi, then $P_{Out} = 30 - (G_{TX} - 6)$. e.i.r.p. at any elevation angle above 30 degrees $\leq 125mW$ [21dBm] Indoor AP: the maximum conducted output power (P_{Out}) shall not exceed the lesser of 1 W. If $G_{TX} > 6$ dBi, then $P_{Out} = 30 - (G_{TX} - 6)$ Point-to-point AP: the maximum conducted output power (P_{Out}) shall not exceed the lesser of 1 W. If $G_{TX} > 23$ dBi, then $P_{Out} = 30 - (G_{TX} - 23)$. Mobile or Portable Client: the maximum conducted output power (P_{Out}) shall not exceed the lesser of 250 mW. If $G_{TX} > 6$ dBi, then $P_{Out} = 24 - (G_{TX} - 6)$. |
| <input checked="" type="checkbox"/> For the 5.25-5.35 GHz band, the maximum conducted output power (P_{Out}) shall not exceed the lesser of 250 mW or $11 \text{ dBm} + 10 \log B$, where B is the 26 dB emission bandwidth in MHz. If $G_{TX} > 6$ dBi, then $P_{Out} = 24 - (G_{TX} - 6)$. | |
| <input checked="" type="checkbox"/> For the 5.47-5.725 GHz band, the maximum conducted output power (P_{Out}) shall not exceed the lesser of 250 mW or $11 \text{ dBm} + 10 \log B$, where B is the 26 dB emission bandwidth in MHz. If $G_{TX} > 6$ dBi, then $P_{Out} = 24 - (G_{TX} - 6)$. | |
| <input checked="" type="checkbox"/> For the 5.725-5.85 GHz band: | |
| <input type="checkbox"/> | <ul style="list-style-type: none"> Point-to-multipoint systems (P2M): the maximum conducted output power (P_{Out}) shall not exceed the lesser of 1 W. If $G_{TX} > 6$ dBi, then $P_{Out} = 30 - (G_{TX} - 6)$. Point-to-point systems (P2P): the maximum conducted output power (P_{Out}) shall not exceed the lesser of 1 W. |
| LE-LAN Devices | |
| <input type="checkbox"/> For the 5.15-5.25 GHz band: | |
| <input type="checkbox"/> | <ul style="list-style-type: none"> For other devices: The maximum e.i.r.p. shall not exceed 200 mW or $10 + 10 \log B$, dBm, whichever power is less. B is the 99% emission bandwidth in MHz. Vehicles devices: The maximum e.i.r.p. shall not exceed 30 mW or $1.76 + 10 \log B$, dBm, whichever power is less. B is the 99% emission bandwidth in MHz. |
| <input type="checkbox"/> For the 5.25-5.35 GHz band: | |
| <input type="checkbox"/> | <ul style="list-style-type: none"> For other devices: The maximum conducted output power shall not exceed 250 mW or $11 + 10 \log 10 B$, dBm, and the maximum e.i.r.p. shall not exceed 1.0 W or $17 + 10 \log B$, dBm, whichever power is less. B is the 99% emission bandwidth in MHz Vehicles devices: The maximum e.i.r.p. shall not exceed 30 mW or $1.76 + 10 \log B$, dBm, whichever power is less. B is the 99% emission bandwidth in MHz. |
| <input type="checkbox"/> For the 5.47-5.6 GHz band and 5.65-5.725 GHz band, the maximum conducted output power shall not exceed 250 mW or $11 + 10 \log 10 B$, dBm, and the maximum e.i.r.p. shall not exceed 1.0 W or $17 + 10 \log B$, dBm, whichever power is less. B is the 99% emission bandwidth in MHz. | |
| <input type="checkbox"/> For the 5.725-5.85 GHz band: | |



| | |
|--|--|
| | <ul style="list-style-type: none"> ▪ Point-to-multipoint systems (P2M): the maximum conducted output power (P_{Out}) shall not exceed the lesser of 1 W. If $G_{TX} > 6$ dBi, then $P_{Out} = 30 - (G_{TX} - 6)$. |
| | <ul style="list-style-type: none"> ▪ Point-to-point systems (P2P): the maximum conducted output power (P_{Out}) shall not exceed the lesser of 1 W. |
| P_{Out} = maximum conducted output power in dBm, G_{TX} = the maximum transmitting antenna directional gain in dBi. | |

3.2.2 Measuring Instruments

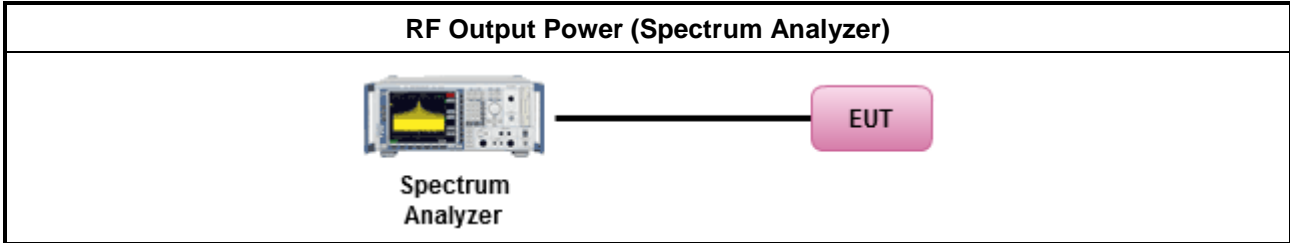
Refer a test equipment and calibration data table in this test report.

3.2.3 Test Procedures


| Test Method | |
|-------------------------------------|--|
| | Average over on/off periods with duty factor |
| <input checked="" type="checkbox"/> | Refer as FCC KDB 789033 D02, clause E Method SA-2 (spectral trace averaging). |
| <input type="checkbox"/> | Refer as FCC KDB 789033 D02, clause E Method SA-2 Alt. (RMS detection with slow sweep speed) |
| | Wideband RF power meter and average over on/off periods with duty factor |
| <input checked="" type="checkbox"/> | Refer as FCC KDB 789033 D02, clause E Method PM-G (using an RF average power meter). |
| <input checked="" type="checkbox"/> | For conducted measurement. |
| | <ul style="list-style-type: none"> ▪ If the EUT supports multiple transmit chains using options given below: Refer as FCC KDB 662911, In-band power measurements. Using the measure-and-sum approach, measured all transmit ports individually. Sum the power (in linear power units e.g., mW) of all ports for each individual sample and save them. |
| | <ul style="list-style-type: none"> ▪ If multiple transmit chains, EIRP calculation could be following as methods: $P_{total} = P_1 + P_2 + \dots + P_n$ (calculated in linear unit [mW] and transfer to log unit [dBm]) $EIRP_{total} = P_{total} + DG$ |
| <input type="checkbox"/> | For radiated measurement. |
| | <ul style="list-style-type: none"> ▪ Refer as FCC KDB 789033 D02 clause II A.1.F "Antenna-port Conducted versus Radiated Testing" ▪ Refer as ANSI C63.10, clause 6.6 for radiated emissions above 1GHz. ▪ Refer as FCC KDB 412172 D01 clause 2.2 for EIRP calculation. |

3.2.4 Test Setup

For Straddle channel Mode:



For Other Mode:



3.2.5 Test Result of Maximum Output Power

Refer as Appendix B



3.3 Power Spectral Density

3.3.1 Limit

| Peak Power Spectral Density Limit | |
|---|--|
| UNII Devices | |
| <input checked="" type="checkbox"/> For the 5.15-5.25 GHz band: | |
| | <ul style="list-style-type: none"> ▪ Outdoor AP: the peak power spectral density (PPSD) shall not exceed the lesser of 17dBm/MHz. If $G_{TX} > 6$ dBi, then $P_{Out} = 17 - (G_{TX} - 6)$. ▪ Indoor AP: the peak power spectral density (PPSD) shall not exceed the lesser of 17dBm/MHz. If $G_{TX} > 6$ dBi, then $P_{Out} = 17 - (G_{TX} - 6)$. ▪ Point-to-point AP: the peak power spectral density (PPSD) shall not exceed the lesser of 17dBm/MHz. If $G_{TX} > 23$ dBi, then $P_{Out} = 17 - (G_{TX} - 23)$. ▪ Mobile or Portable Client: the peak power spectral density (PPSD) ≤ 11 dBm/MHz. If $G_{TX} > 6$ dBi, then $PPSD = 11 - (G_{TX} - 6)$. |
| <input checked="" type="checkbox"/> For the 5.25-5.35 GHz band, the peak power spectral density (PPSD) ≤ 11 dBm/MHz. If $G_{TX} > 6$ dBi, then $PPSD = 11 - (G_{TX} - 6)$. | |
| <input checked="" type="checkbox"/> For the 5.47-5.725 GHz band, the peak power spectral density (PPSD) ≤ 11 dBm/MHz. If $G_{TX} > 6$ dBi, then $PPSD = 11 - (G_{TX} - 6)$. | |
| <input checked="" type="checkbox"/> For the 5.725-5.85 GHz band: | |
| | <ul style="list-style-type: none"> ▪ Point-to-multipoint systems (P2M): the peak power spectral density (PPSD) ≤ 30 dBm/500kHz. If $G_{TX} > 6$ dBi, then $PPSD = 30 - (G_{TX} - 6)$. ▪ Point-to-point systems (P2P): the peak power spectral density (PPSD) ≤ 30 dBm/500kHz. |
| LE-LAN Devices | |
| <input type="checkbox"/> For the 5.15-5.25 GHz band, the e.i.r.p. peak power spectral density (PPSD) ≤ 10 dBm/MHz. | |
| <input type="checkbox"/> For the 5.25-5.35 GHz band, the peak power spectral density (PPSD) ≤ 11 dBm/MHz. | |
| | <ul style="list-style-type: none"> ▪ e.i.r.p. greater than 200 mW shall comply with the following e.i.r.p. at different elevations, where θ is the angle above the local horizontal plane (of the Earth) as shown below: -13 dBW/MHz for $0^\circ \leq \theta < 8^\circ$; -13 - 0.716 ($\theta-8$) dBW/MHz for $8^\circ \leq \theta < 40^\circ$ -35.9 - 1.22 ($\theta-40$) dBW/MHz for $40^\circ \leq \theta \leq 45^\circ$; -42 dBW/MHz for $\theta > 45^\circ$ |
| <input type="checkbox"/> For the 5.47-5.6 GHz band and 5.65-5.725 GHz band, the peak power spectral density (PPSD) ≤ 11 dBm/MHz. | |
| <input type="checkbox"/> For the 5.725-5.85 GHz band: | |
| | <ul style="list-style-type: none"> ▪ Point-to-multipoint systems (P2M): the peak power spectral density (PPSD) ≤ 30 dBm/500kHz. If $G_{TX} > 6$ dBi, then $PPSD = 30 - (G_{TX} - 6)$. ▪ Point-to-point systems (P2P): the peak power spectral density (PPSD) ≤ 30 dBm/500kHz. |
| PPSD = peak power spectral density that he same method as used to determine the conducted output power shall be used to determine the power spectral density. And power spectral density in dBm/MHz G_{TX} = the maximum transmitting antenna directional gain in dBi. | |



3.3.2 Measuring Instruments

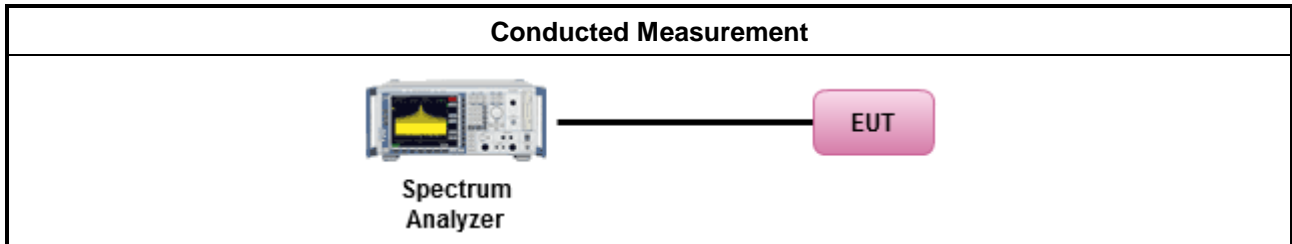
Refer a test equipment and calibration data table in this test report.

3.3.3 Test Procedures

| Test Method | |
|---|--|
| <ul style="list-style-type: none"> ▪ Peak power spectral density procedures that the same method as used to determine the conducted output power shall be used to determine the peak power spectral density and use the peak search function on the spectrum analyzer to find the peak of the spectrum. For the peak power spectral density shall be measured using below options: | |
| <input type="checkbox"/> | Refer as FCC KDB 789033 D02, F5) power spectral density can be measured using resolution bandwidths < 1 MHz provided that the results are integrated over 1 MHz bandwidth |
| [duty cycle ≥ 98% or external video / power trigger] | |
| <input checked="" type="checkbox"/> | Refer as FCC KDB 789033 D02, clause E Method SA-1 (spectral trace averaging). |
| <input type="checkbox"/> | Refer as FCC KDB 789033 D02, clause E Method SA-1 Alt. (RMS detection with slow sweep speed) |
| duty cycle < 98% and average over on/off periods with duty factor | |
| <input checked="" type="checkbox"/> | Refer as FCC KDB 789033 D02, clause E Method SA-2 (spectral trace averaging). |
| <input type="checkbox"/> | Refer as FCC KDB 789033 D02, clause E Method SA-2 Alt. (RMS detection with slow sweep speed) |
| <input checked="" type="checkbox"/> | For conducted measurement. |
| <ul style="list-style-type: none"> ▪ If the EUT supports multiple transmit chains using options given below: | |
| <input checked="" type="checkbox"/> | Option 1: Measure and sum the spectra across the outputs. Refer as FCC KDB 662911, In-band power spectral density (PSD). Sample all transmit ports simultaneously using a spectrum analyzer for each transmit port. Where the trace bin-by-bin of each transmit port summing can be performed. (i.e., in the first spectral bin of output 1 is summed with that in the first spectral bin of output 2 and that from the first spectral bin of output 3, and so on up to the NTX output to obtain the value for the first frequency bin of the summed spectrum.). Add up the amplitude (power) values for the different transmit chains and use this as the new data trace. |
| <input type="checkbox"/> | Option 2: Measure and sum spectral maxima across the outputs. With this technique, spectra are measured at each output of the device at the required resolution bandwidth. The maximum value (peak) of each spectrum is determined. These maximum values are then summed mathematically in linear power units across the outputs. These operations shall be performed separately over frequency spans that have different out-of-band or spurious emission limits, |
| <input type="checkbox"/> | Option 3: Measure and add 10 log(N) dB, where N is the number of transmit chains. Refer as FCC KDB 662911, In-band power spectral density (PSD). Performed at each transmit chains and each transmit chains shall be compared with the limit have been reduced with 10 log(N). Or each transmit chains shall be add 10 log(N) to compared with the limit. |
| <ul style="list-style-type: none"> ▪ If multiple transmit chains, EIRP PPSD calculation could be following as methods: $PPSD_{total} = PPSD_1 + PPSD_2 + \dots + PPSD_n$ (calculated in linear unit [mW] and transfer to log unit [dBm]) $EIRP_{total} = PPSD_{total} + DG$ | |
| <input type="checkbox"/> | For radiated measurement. |

| Test Method | |
|-------------|--|
| | <ul style="list-style-type: none"> ▪ Refer as FCC KDB 789033 D02 clause II A.1.F "Antenna-port Conducted versus Radiated Testing" |
| | <ul style="list-style-type: none"> ▪ Refer as ANSI C63.10, clause 6.6 for radiated emissions above 1GHz. |
| | <ul style="list-style-type: none"> ▪ Refer as FCC KDB 412172 D01 clause 2.2 for EIRP calculation. |

3.3.4 Test Setup



3.3.5 Test Result of Power Spectral Density

Refer as Appendix C



3.4 Unwanted Emissions

3.4.1 Transmitter Unwanted Emissions Limit

| Unwanted emissions below 1 GHz and restricted band emissions above 1GHz limit | | | |
|---|-----------------------|-------------------------|----------------------|
| Frequency Range (MHz) | Field Strength (uV/m) | Field Strength (dBuV/m) | Measure Distance (m) |
| 0.009~0.490 | 2400/F(kHz) | 48.5 - 13.8 | 300 |
| 0.490~1.705 | 24000/F(kHz) | 33.8 - 23 | 30 |
| 1.705~30.0 | 30 | 29 | 30 |
| 30~88 | 100 | 40 | 3 |
| 88~216 | 150 | 43.5 | 3 |
| 216~960 | 200 | 46 | 3 |
| Above 960 | 500 | 54 | 3 |

Note 1: Test distance for frequencies at or above 30 MHz, measurements may be performed at a distance other than the limit distance provided they are not performed in the near field and the emissions to be measured can be detected by the measurement equipment. When performing measurements at a distance other than that specified, the results shall be extrapolated to the specified distance using an extrapolation factor of 20 dB/decade (inverse of linear distance for field-strength measurements, inverse of linear distance-squared for power-density measurements).

Note 2: Test distance for frequencies at below 30 MHz, measurements may be performed at a distance closer than the EUT limit distance; however, an attempt should be made to avoid making measurements in the near field. When performing measurements below 30 MHz at a closer distance than the limit distance, the results shall be extrapolated to the specified distance by either making measurements at a minimum of two or more distances on at least one radial to determine the proper extrapolation factor or by using the square of an inverse linear distance extrapolation factor (40 dB/decade). The test report shall specify the extrapolation method used to determine compliance of the EUT.

Note 3: Using the distance of 1m during the test for above 18 GHz, and the test value to correct for the distance factor at 3m.



| Un-restricted band emissions above 1GHz Limit | |
|---|---|
| Operating Band | Limit |
| <input checked="" type="checkbox"/> 5.15 - 5.25 GHz | e.i.r.p. -27 dBm [68.2 dBuV/m@3m] |
| <input checked="" type="checkbox"/> 5.25 - 5.35 GHz | e.i.r.p. -27 dBm [68.2 dBuV/m@3m] |
| <input checked="" type="checkbox"/> 5.47 - 5.725 GHz | e.i.r.p. -27 dBm [68.2 dBuV/m@3m] |
| <input checked="" type="checkbox"/> 5.725 - 5.85 GHz | all emissions shall be limited to a level of -27 dBm/MHz at 75 MHz or more above or below the band edge increasing linearly to 10 dBm/MHz at 25 MHz above or below the band edge, and from 25 MHz above or below the band edge increasing linearly to a level of 15.6 dBm/MHz at 5 MHz above or below the band edge, and from 5 MHz above or below the band edge increasing linearly to a level of 27 dBm/MHz at the band edge. |
| Note 1: Measurements may be performed at a distance other than the limit distance provided they are not performed in the near field and the emissions to be measured can be detected by the measurement equipment. When performing measurements at a distance other than that specified, the results shall be extrapolated to the specified distance using an extrapolation factor of 20 dB/decade (inverse of linear distance for field-strength measurements, inverse of linear distance-squared for power-density measurements). | |

3.4.2 Measuring Instruments

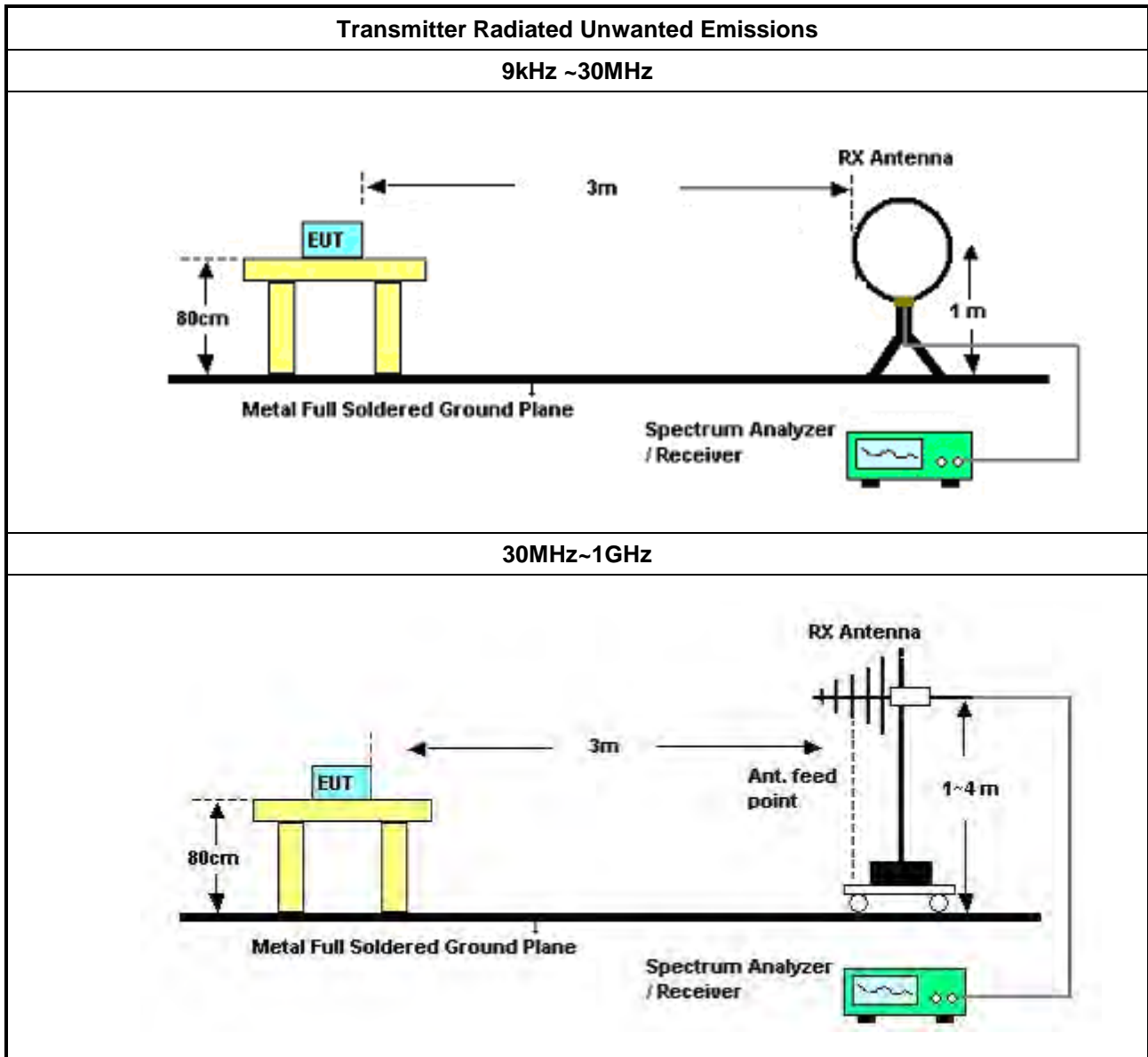
Refer a test equipment and calibration data table in this test report.

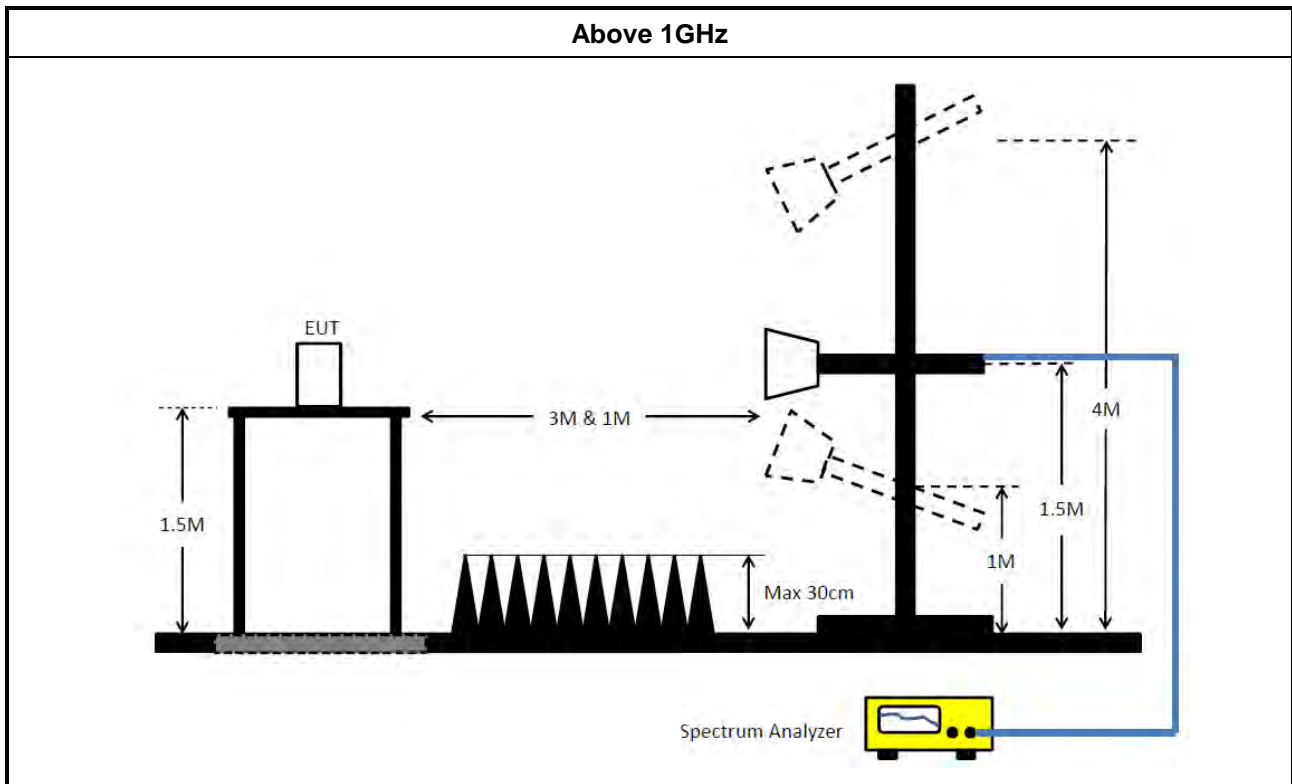


3.4.3 Test Procedures

| Test Method | |
|--|--|
| <ul style="list-style-type: none"> ▪ Measurements may be performed at a distance other than the limit distance provided they are not performed in the near field and the emissions to be measured can be detected by the measurement equipment. Measurements shall not be performed at a distance greater than 30 m for frequencies above 30 MHz, unless it can be further demonstrated that measurements at a distance of 30 m or less are impractical. When performing measurements at a distance other than that specified, the results shall be extrapolated to the specified distance using an extrapolation factor of 20 dB/decade (inverse of linear distance for field-strength measurements, inverse of linear distance-squared for power-density measurements). | |
| <ul style="list-style-type: none"> ▪ The average emission levels shall be measured in [duty cycle \geq 98 or duty factor]. | |
| <ul style="list-style-type: none"> ▪ For the transmitter unwanted emissions shall be measured using following options below: | |
| | <ul style="list-style-type: none"> ▪ Refer as FCC KDB 789033 D02, clause G)2) for unwanted emissions into non-restricted bands. |
| | <ul style="list-style-type: none"> ▪ Refer as FCC KDB 789033 D02, clause G)1) for unwanted emissions into restricted bands. |
| <input type="checkbox"/> | Refer as FCC KDB 789033 D02, G)6) Method AD (Trace Averaging). |
| <input checked="" type="checkbox"/> | Refer as FCC KDB 789033 D02, G)6) Method VB (Reduced VBW). |
| <input type="checkbox"/> | Refer as ANSI C63.10, clause 11.12.2.5.3 (Reduced VBW). VBW \geq 1/T, where T is pulse time. |
| <input type="checkbox"/> | Refer as ANSI C63.10, clause 7.5 average value of pulsed emissions. |
| <input checked="" type="checkbox"/> | Refer as FCC KDB 789033 D02, clause G)5) measurement procedure peak limit. |
| <input type="checkbox"/> | Refer as ANSI C63.10, clause 4.1.4.2.2 measurement procedure peak limit. |
| <ul style="list-style-type: none"> ▪ For radiated measurement. | |
| | <ul style="list-style-type: none"> ▪ Refer as ANSI C63.10, clause 6.4 for radiated emissions below 30 MHz and test distance is 3m. |
| | <ul style="list-style-type: none"> ▪ Refer as ANSI C63.10, clause 6.5 for radiated emissions 30 MHz to 1 GHz and test distance is 3m. |
| | <ul style="list-style-type: none"> ▪ Refer as ANSI C63.10, clause 6.6 for radiated emissions above 1GHz. |
| <ul style="list-style-type: none"> ▪ The any unwanted emissions level shall not exceed the fundamental emission level. | |
| <ul style="list-style-type: none"> ▪ All amplitude of spurious emissions that are attenuated by more than 20 dB below the permissible value has no need to be reported. | |

3.4.4 Test Setup





3.4.5 Measurement Results Calculation

The measured Level is calculated using:

Corrected Reading: Antenna factor (AF) + Cable loss (CL) + Read level (Raw) - Preamp factor (PA)(if applicable) = Level.

3.4.6 Transmitter Unwanted Emissions (Below 30MHz)

There is a comparison data of both open-field test site and alternative test site - semi-Anechoic chamber according to KDB414788 Radiated Test Site, and the result came out very similar.

All amplitude of spurious emissions that are attenuated by more than 20 dB below the permissible value has no need to be reported.

The radiated emissions were investigated from 9 kHz or the lowest frequency generated within the device, up to the 10th harmonic or 40 GHz, whichever is appropriate.

3.4.7 Test Result of Transmitter Unwanted Emissions

Refer as Appendix D



4 Test Equipment and Calibration Data

| Instrument | Brand | Model No. | Serial No. | Characteristics | Calibration Date | Calibration Due Date | Remark |
|------------------------------------|--------------|--------------------|------------------|-------------------|------------------|----------------------|-----------------------|
| Loop Antenna | Teseq | HLA 6120 | 31244 | 9kHz - 30 MHz | Mar. 23, 2023 | Mar. 22, 2024 | Radiation (03CH05-CB) |
| 3m Semi Anechoic Chamber NSA | TDK | SAC-3M | 03CH05-CB | 30 MHz ~ 1 GHz | Aug. 02, 2023 | Aug. 01, 2024 | Radiation (03CH05-CB) |
| 3m Semi Anechoic Chamber VSWR | TDK | SAC-3M | 03CH05-CB | 1GHz ~18GHz 3m | Sep. 29, 2023 | Sep. 28, 2024 | Radiation (03CH05-CB) |
| Bilog Antenna with 6dB Attenuator | TESEQ & EMCI | CBL 6112D & N-6-06 | 35236 & AT-N0610 | 30MHz ~ 2GHz | Mar. 24, 2023 | Mar. 23, 2024 | Radiation (03CH05-CB) |
| Horn Antenna | SCHWARZBECK | BBHA9120D | BBHA 9120 D-1291 | 1GHz~18GHz | Jun. 08, 2023 | Jun. 07, 2024 | Radiation (03CH05-CB) |
| Horn Antenna | Schwarzbeck | BBHA 9170 | BBHA9170252 | 15GHz ~ 40GHz | Sep. 04, 2023 | Sep. 03, 2024 | Radiation (03CH05-CB) |
| Amplifier | EMCI | EMC330N | 980331 | 20MHz ~ 3GHz | May 03, 2023 | May 02, 2024 | Radiation (03CH05-CB) |
| Pre-Amplifier | EMCI | EMC12630SE | 980287 | 1GHz ~ 26.5GHz | Jun. 30, 2023 | Jun. 29, 2024 | Radiation (03CH05-CB) |
| Pre-Amplifier | SGH | SGH184 | 20221107-3 | 18GHz ~ 40GHz | Nov. 24, 2023 | Nov. 23, 2024 | Radiation (03CH05-CB) |
| Spectrum Analyzer | R&S | FSP40 | 100304 | 9kHz ~ 40GHz | Apr. 18, 2023 | Apr. 17, 2024 | Radiation (03CH05-CB) |
| EMI Test Receiver | R&S | ESCS | 826547/017 | 9kHz ~ 2.75GHz | Jun. 13, 2023 | Jun. 12, 2024 | Radiation (03CH05-CB) |
| RF Cable-low | Woken | RG402 | Low Cable-04+23 | 30MHz~1GHz | Aug. 16, 2023 | Aug. 15, 2024 | Radiation (03CH05-CB) |
| RF Cable-high | Woken | RG402 | High Cable-28 | 1GHz~18GHz | Oct. 02, 2023 | Oct. 01, 2024 | Radiation (03CH05-CB) |
| High Cable | Woken | WCA0929M | 40G#5+6 | 1GHz ~ 40 GHz | Dec. 06, 2023 | Dec. 05, 2024 | Radiation (03CH05-CB) |
| Test Software | SPORTON | SENSE | V5.10 | - | N.C.R. | N.C.R. | Radiation (03CH05-CB) |
| Loop Antenna | Teseq | HLA 6120 | 31244 | 9kHz - 30 MHz | Mar. 23, 2023 | Mar. 22, 2024 | Radiation (03CH06-CB) |
| 3m Semi Anechoic Chamber NSA | TDK | SAC-3M | 03CH06-CB | 30 MHz ~ 1 GHz | Aug. 03, 2023 | Aug. 02, 2024 | Radiation (03CH06-CB) |
| 3m Semi Anechoic Chamber VSWR | TDK | SAC-3M | 03CH06-CB | 1GHz ~18GHz 3m | Oct. 02, 2023 | Oct. 01, 2024 | Radiation (03CH06-CB) |
| Bilog Antenna with 6 dB attenuator | TESEQ & EMCI | CBL6112D & N-6-06 | 37878 & AT-N0606 | 20MHz ~ 2GHz | Jul. 30, 2023 | Jul. 29, 2024 | Radiation (03CH06-CB) |



| Instrument | Brand | Model No. | Serial No. | Characteristics | Calibration Date | Calibration Due Date | Remark |
|-------------------|-------------|-----------|------------------|------------------|------------------|----------------------|-----------------------|
| Horn Antenna | SCHWARZBECK | BBHA9120D | BBHA 9120D-1292 | 1GHz~18GHz | Jul. 31, 2023 | Jul. 30, 2024 | Radiation (03CH06-CB) |
| Horn Antenna | Schwarzbeck | BBHA 9170 | BBHA9170252 | 15GHz ~ 40GHz | Sep. 04, 2023 | Sep. 03, 2024 | Radiation (03CH06-CB) |
| Pre-Amplifier | Agilent | 310N | 187290 | 0.1MHz ~ 1GHz | Nov. 03, 2023 | Nov. 02, 2024 | Radiation (03CH06-CB) |
| Pre-Amplifier | Agilent | 83017A | MY53270064 | 0.5GHz ~ 26.5GHz | Aug. 01, 2023 | Jul. 31, 2024 | Radiation (03CH06-CB) |
| Pre-Amplifier | SGH | SGH184 | 20221107-3 | 18GHz ~ 40GHz | Nov. 24, 2023 | Nov. 23, 2024 | Radiation (03CH06-CB) |
| Signal Analyzer | R&S | FSV40 | 101904 | 9kHz ~ 40GHz | Apr. 21, 2023 | Apr. 20, 2024 | Radiation (03CH06-CB) |
| EMI Test Receiver | R&S | ESCS | 826547/017 | 9kHz ~ 2.75GHz | Jun. 13, 2023 | Jun. 12, 2024 | Radiation (03CH06-CB) |
| RF Cable-low | Woken | RG402 | Low Cable-24+68 | 30MHz~1GHz | Oct. 02, 2023 | Oct. 01, 2024 | Radiation (03CH06-CB) |
| RF Cable-high | Woken | RG402 | High Cable-05+68 | 1GHz~18GHz | Oct. 02, 2023 | Oct. 01, 2024 | Radiation (03CH06-CB) |
| High Cable | Woken | WCA0929M | 40G#5+6 | 1GHz ~ 40 GHz | Dec. 06, 2023 | Dec. 05, 2024 | Radiation (03CH06-CB) |
| Test Software | SPORTON | SENSE | V5.10 | - | N.C.R. | N.C.R. | Radiation (03CH06-CB) |
| Spectrum analyzer | R&S | FSV40 | 101028 | 9kHz~40GHz | Dec. 22, 2023 | Dec. 21, 2024 | Conducted (TH03-CB) |
| Power Sensor | Anritsu | MA2411B | 1726195 | 300MHz~40GHz | Sep. 04, 2023 | Sep. 03, 2024 | Conducted (TH03-CB) |
| Power Meter | Anritsu | ML2495A | 1035008 | 300MHz~40GHz | Sep. 04, 2023 | Sep. 03, 2024 | Conducted (TH03-CB) |
| RF Cable | Woken | RG402 | High Cable-11 | 30MHz ~18 GHz | Oct. 02, 2023 | Oct. 01, 2024 | Conducted (TH03-CB) |
| RF Cable | Woken | RG402 | High Cable-12 | 30MHz ~18 GHz | Oct. 02, 2023 | Oct. 01, 2024 | Conducted (TH03-CB) |
| RF Cable | Woken | RG402 | High Cable-13 | 30MHz ~18 GHz | Oct. 02, 2023 | Oct. 01, 2024 | Conducted (TH03-CB) |
| RF Cable-high | Woken | RG402 | High Cable-14 | 1 GHz ~18 GHz | Oct. 02, 2023 | Oct. 01, 2024 | Conducted (TH03-CB) |
| RF Cable-high | Woken | RG402 | High Cable-15 | 1 GHz ~18 GHz | Oct. 02, 2023 | Oct. 01, 2024 | Conducted (TH03-CB) |
| Switch | SPTCB | SP-SWI | SWI-03 | 1 ~26.5 GHz | Oct. 03, 2023 | Oct. 02, 2024 | Conducted (TH03-CB) |
| Test Software | SPORTON | SENSE | V5.10 | - | N.C.R. | N.C.R. | Conducted (TH03-CB) |

Note: Calibration Interval of instruments listed above is one year.

NCR means Non-Calibration required.

**For UNII 1 and UNII 2A:
Summary**

| Mode | Max-N dB (Hz) | Max-OBW (Hz) | ITU-Code | Min-N dB (Hz) | Min-OBW (Hz) |
|------------------------------------|------------------|-----------------|----------|------------------|-----------------|
| 5.15-5.25GHz | - | - | - | - | - |
| 802.11ax HEW20-BF_Nss1,(MCS0)_4TX | 25.245M | 19.302M | 19M3D1D | 20.625M | 18.959M |
| 802.11ax HEW40-BF_Nss1,(MCS0)_4TX | 57.86M | 37.863M | 37M9D1D | 40.15M | 37.563M |
| 802.11ax HEW80-BF_Nss1,(MCS0)_4TX | 90.86M | 77.561M | 77M6D1D | 80.3M | 77.081M |
| 802.11ax HEW160-BF_Nss1,(MCS0)_4TX | 80.16M | 77.727M | 77M7D1D | 79.84M | 76.936M |
| 5.25-5.35GHz | - | - | - | - | - |
| 802.11ax HEW20-BF_Nss1,(MCS0)_4TX | 24.035M | 19.223M | 19M2D1D | 20.13M | 18.895M |
| 802.11ax HEW40-BF_Nss1,(MCS0)_4TX | 51.37M | 37.934M | 37M9D1D | 39.16M | 37.689M |
| 802.11ax HEW80-BF_Nss1,(MCS0)_4TX | 85.14M | 77.098M | 77M1D1D | 80.3M | 76.813M |
| 802.11ax HEW160-BF_Nss1,(MCS0)_4TX | 80.88M | 77.319M | 77M3D1D | 79.92M | 77.121M |

Max-N dB = Maximum 6dB down bandwidth for 5.725-5.85GHz band / Maximum 26dB down bandwidth for other band;
 Max-OBW = Maximum 99% occupied bandwidth;
 Min-N dB = Minimum 6dB down bandwidth for 5.725-5.85GHz band / Maximum 26dB down bandwidth for other band;
 Min-OBW = Minimum 99% occupied bandwidth

Result

| Mode | Result | Limit (Hz) | Port 1-N dB (Hz) | Port 1-OBW (Hz) | Port 2-N dB (Hz) | Port 2-OBW (Hz) | Port 3-N dB (Hz) | Port 3-OBW (Hz) | Port 4-N dB (Hz) | Port 4-OBW (Hz) |
|------------------------------------|--------|------------|------------------|-----------------|------------------|-----------------|------------------|-----------------|------------------|-----------------|
| 802.11ax HEW20-BF_Nss1,(MCS0)_4TX | - | - | - | - | - | - | - | - | - | - |
| 5180MHz | Pass | Inf | 24.75M | 19.011M | 23.595M | 19.14M | 24.97M | 18.997M | 24.035M | 19.122M |
| 5200MHz | Pass | Inf | 21.23M | 19.078M | 22.33M | 19.05M | 23.65M | 19.096M | 23.815M | 19.302M |
| 5240MHz | Pass | Inf | 21.89M | 18.959M | 20.625M | 19.036M | 21.45M | 19.117M | 25.245M | 19.064M |
| 5260MHz | Pass | Inf | 20.735M | 18.951M | 21.01M | 18.926M | 20.845M | 18.983M | 21.505M | 19.003M |
| 802.11ax HEW40-BF_Nss1,(MCS0)_4TX | - | - | - | - | - | - | - | - | - | - |
| 5190MHz | Pass | Inf | 40.15M | 37.707M | 46.53M | 37.858M | 41.47M | 37.859M | 46.64M | 37.715M |
| 5230MHz | Pass | Inf | 40.15M | 37.863M | 41.25M | 37.563M | 40.37M | 37.789M | 57.86M | 37.825M |
| 5310MHz | Pass | Inf | 42.46M | 37.896M | 40.37M | 37.934M | 51.37M | 37.75M | 40.04M | 37.745M |
| 802.11ax HEW80-BF_Nss1,(MCS0)_4TX | - | - | - | - | - | - | - | - | - | - |
| 5210MHz | Pass | Inf | 80.96M | 77.561M | 90.86M | 77.081M | 80.3M | 77.332M | 80.74M | 77.297M |
| 5290MHz | Pass | Inf | 85.14M | 76.864M | 80.3M | 76.813M | 82.5M | 77.098M | 84.92M | 76.985M |
| 802.11ax HEW160-BF_Nss1,(MCS0)_4TX | - | - | - | - | - | - | - | - | - | - |
| 5250MHz Straddle 5.15-5.25GHz | Pass | Inf | 80M | 76.936M | 80M | 76.997M | 79.84M | 77.03M | 80.16M | 77.727M |
| 5250MHz Straddle 5.25-5.35GHz | Pass | Inf | 80M | 77.233M | 80.24M | 77.121M | 79.92M | 77.126M | 80.88M | 77.319M |

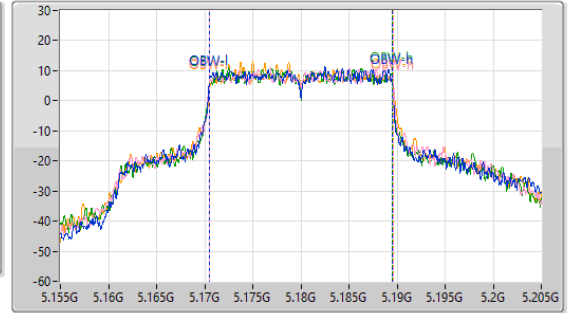
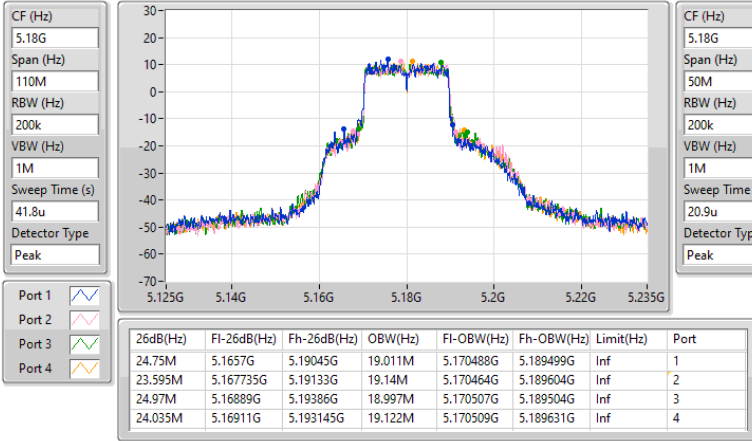
Port X-N dB = Port X 6dB down bandwidth for 5.725-5.85GHz band / 26dB down bandwidth for other band
 Port X-OBW = Port X 99% occupied bandwidth

5.15-5.25GHz_802.11ax HEW20-BF_Nss1,(MCS0)_4TX

EBW

5180MHz

31/01/2024

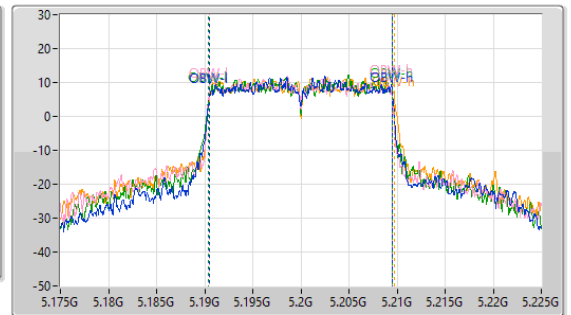
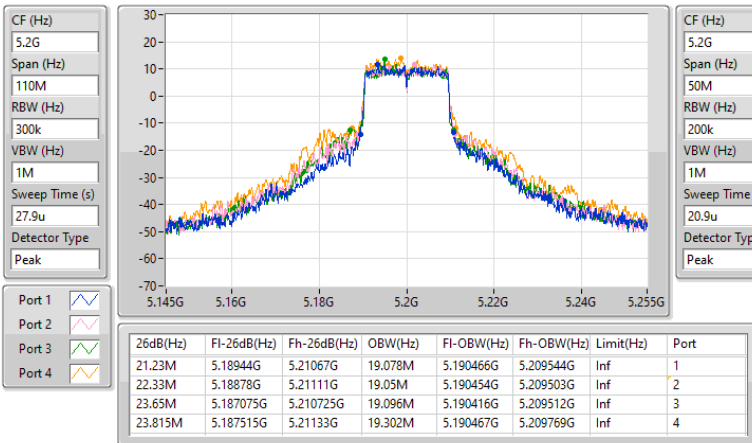


5.15-5.25GHz_802.11ax HEW20-BF_Nss1,(MCS0)_4TX

EBW

5200MHz

31/01/2024

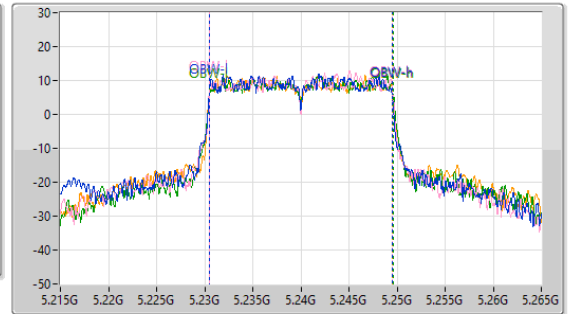
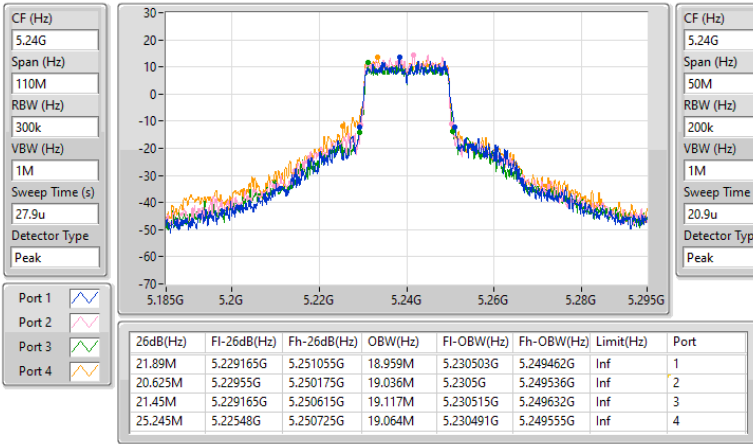


5.15-5.25GHz_802.11ax HEW20-BF_Nss1,(MCS0)_4TX

EBW

5240MHz

31/01/2024

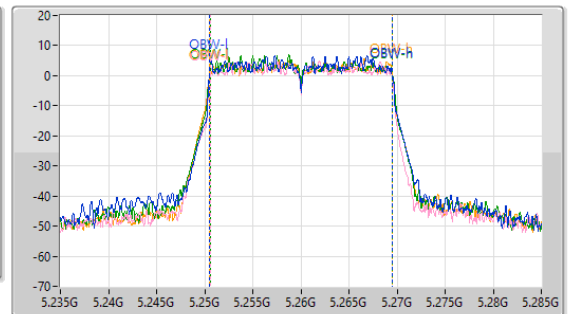
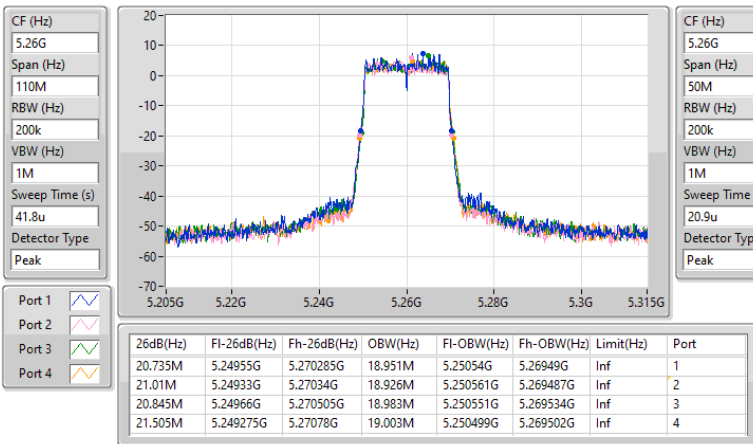


5.25-5.35GHz_802.11ax HEW20-BF_Nss1,(MCS0)_4TX

EBW

5260MHz

31/01/2024

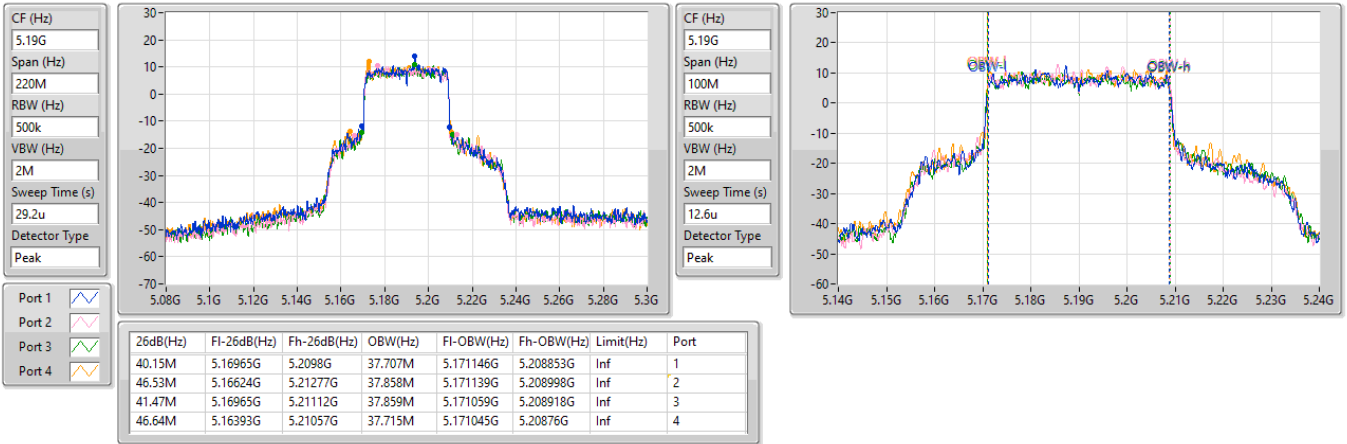


5.15-5.25GHz_802.11ax HEW40-BF_Nss1,(MCS0)_4TX

EBW

5190MHz

31/01/2024

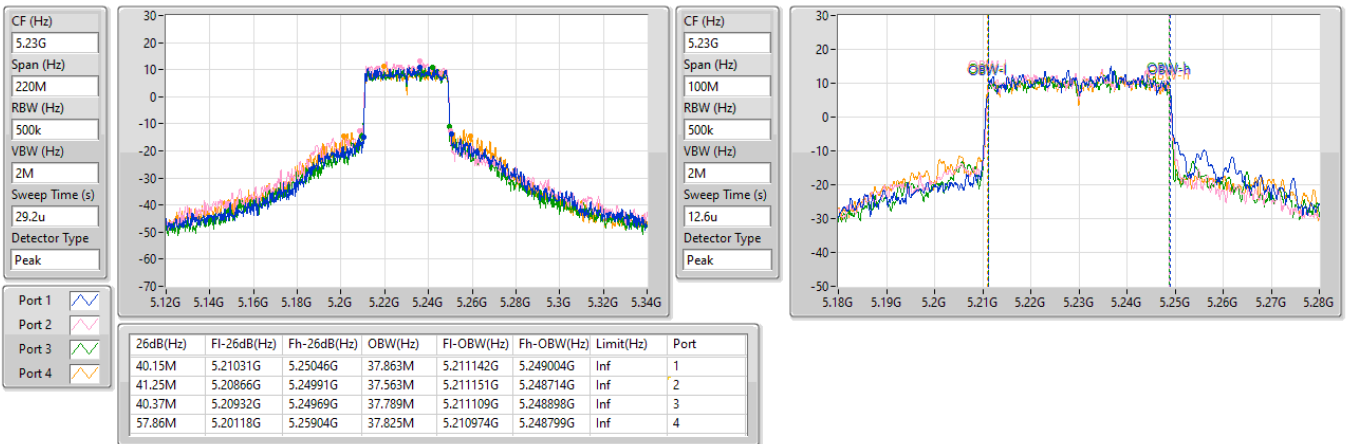


5.15-5.25GHz_802.11ax HEW40-BF_Nss1,(MCS0)_4TX

EBW

5230MHz

31/01/2024



5.25-5.35GHz_802.11ax HEW40-BF_Nss1,(MCS0)_4TX

EBW

5310MHz

31/01/2024

CF (Hz)
5.31G

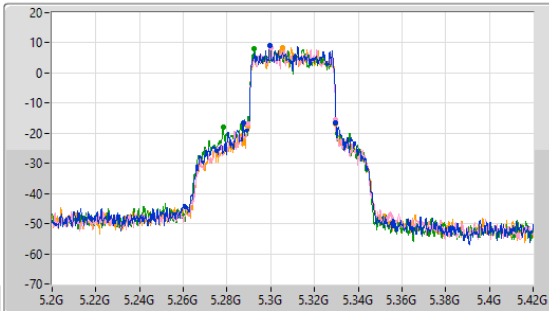
Span (Hz)
220M

RBW (Hz)
500k

VBW (Hz)
2M

Sweep Time (s)
29.2u

Detector Type
Peak



CF (Hz)
5.31G

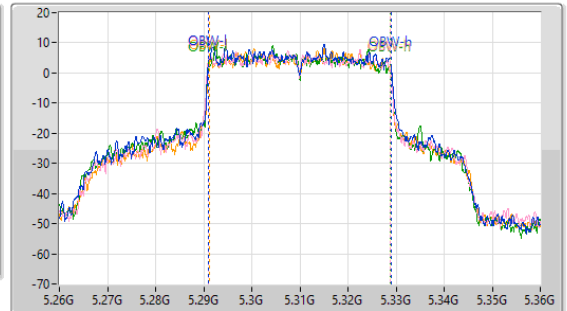
Span (Hz)
100M

RBW (Hz)
500k

VBW (Hz)
2M

Sweep Time (s)
12.6u

Detector Type
Peak



| 26dB(Hz) | Fl-26dB(Hz) | Fh-26dB(Hz) | OBW(Hz) | Fl-OBW(Hz) | Fh-OBW(Hz) | Limit(Hz) | Port |
|----------|-------------|-------------|---------|------------|------------|-----------|------|
| 42.46M | 5.28734G | 5.3298G | 37.896M | 5.291013G | 5.328909G | Inf | 1 |
| 40.37M | 5.28932G | 5.32969G | 37.934M | 5.290894G | 5.328828G | Inf | 2 |
| 51.37M | 5.27821G | 5.32958G | 37.75M | 5.291055G | 5.328806G | Inf | 3 |
| 40.04M | 5.28954G | 5.32958G | 37.745M | 5.291131G | 5.328876G | Inf | 4 |

5.15-5.25GHz_802.11ax HEW80-BF_Nss1,(MCS0)_4TX

EBW

5210MHz

31/01/2024

CF (Hz)
5.21G

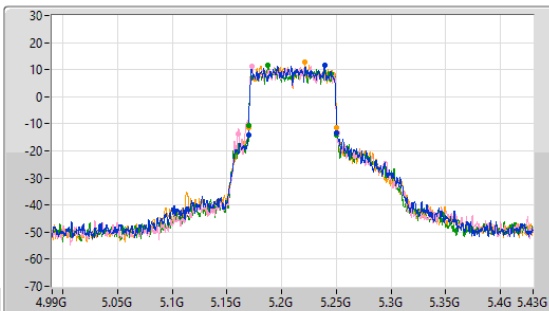
Span (Hz)
440M

RBW (Hz)
1M

VBW (Hz)
3M

Sweep Time (s)
29.3u

Detector Type
Peak



CF (Hz)
5.21G

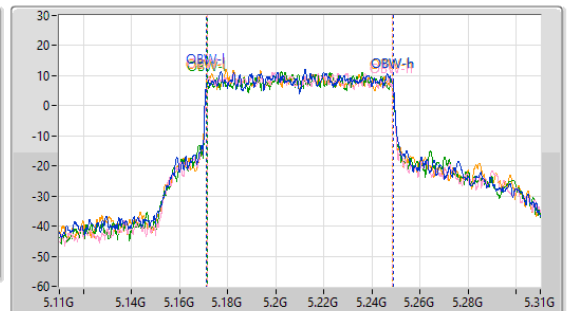
Span (Hz)
200M

RBW (Hz)
1M

VBW (Hz)
3M

Sweep Time (s)
14.6u

Detector Type
Peak



| 26dB(Hz) | Fl-26dB(Hz) | Fh-26dB(Hz) | OBW(Hz) | Fl-OBW(Hz) | Fh-OBW(Hz) | Limit(Hz) | Port |
|----------|-------------|-------------|---------|------------|------------|-----------|------|
| 80.96M | 5.16952G | 5.25048G | 77.561M | 5.171188G | 5.248748G | Inf | 1 |
| 90.86M | 5.15984G | 5.2507G | 77.081M | 5.171437G | 5.248518G | Inf | 2 |
| 80.3M | 5.16996G | 5.25026G | 77.332M | 5.171368G | 5.2487G | Inf | 3 |
| 80.74M | 5.16974G | 5.25048G | 77.297M | 5.171293G | 5.24859G | Inf | 4 |

5.25-5.35GHz_802.11ax HEW80-BF_Nss1,(MCS0)_4TX

EBW

5290MHz

31/01/2024

CF (Hz)
5.29G

Span (Hz)
440M

RBW (Hz)
1M

VBW (Hz)
3M

Sweep Time (s)
29.3u

Detector Type
Peak



CF (Hz)
5.29G

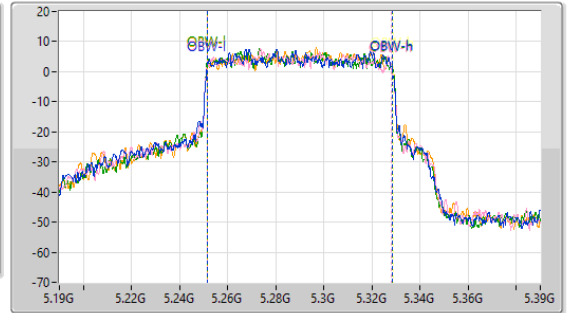
Span (Hz)
200M

RBW (Hz)
1M

VBW (Hz)
3M

Sweep Time (s)
14.6u

Detector Type
Peak



Port 1

Port 2

Port 3

Port 4

| 26dB(Hz) | Fl-26dB(Hz) | Fh-26dB(Hz) | OBW(Hz) | Fl-OBW(Hz) | Fh-OBW(Hz) | Limit(Hz) | Port |
|----------|-------------|-------------|---------|------------|------------|-----------|------|
| 85.14M | 5.24864G | 5.33378G | 76.864M | 5.251517G | 5.32838G | Inf | 1 |
| 80.3M | 5.24974G | 5.33004G | 76.813M | 5.251411G | 5.328224G | Inf | 2 |
| 82.5M | 5.24776G | 5.33026G | 77.098M | 5.251383G | 5.328481G | Inf | 3 |
| 84.92M | 5.24534G | 5.33026G | 76.985M | 5.251581G | 5.328566G | Inf | 4 |

5.15-5.25GHz_802.11ax HEW160-BF_Nss1,(MCS0)_4TX

EBW

5250MHz Straddle 5.15-5.25GHz

31/01/2024

CF (Hz)
5.17G

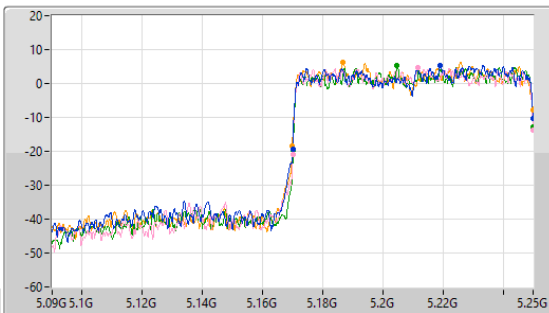
Span (Hz)
160M

RBW (Hz)
1M

VBW (Hz)
3M

Sweep Time (s)
12.5u

Detector Type
Peak



CF (Hz)
5.17G

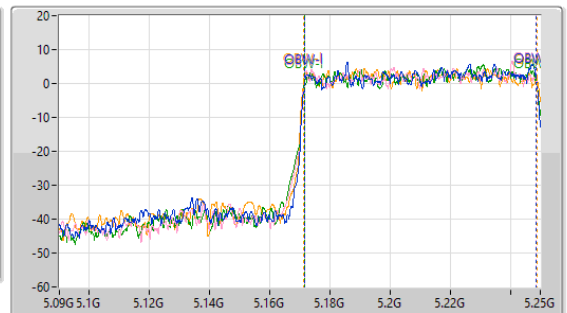
Span (Hz)
160M

RBW (Hz)
1M

VBW (Hz)
3M

Sweep Time (s)
12.5u

Detector Type
Peak



Port 1

Port 2

Port 3

Port 4

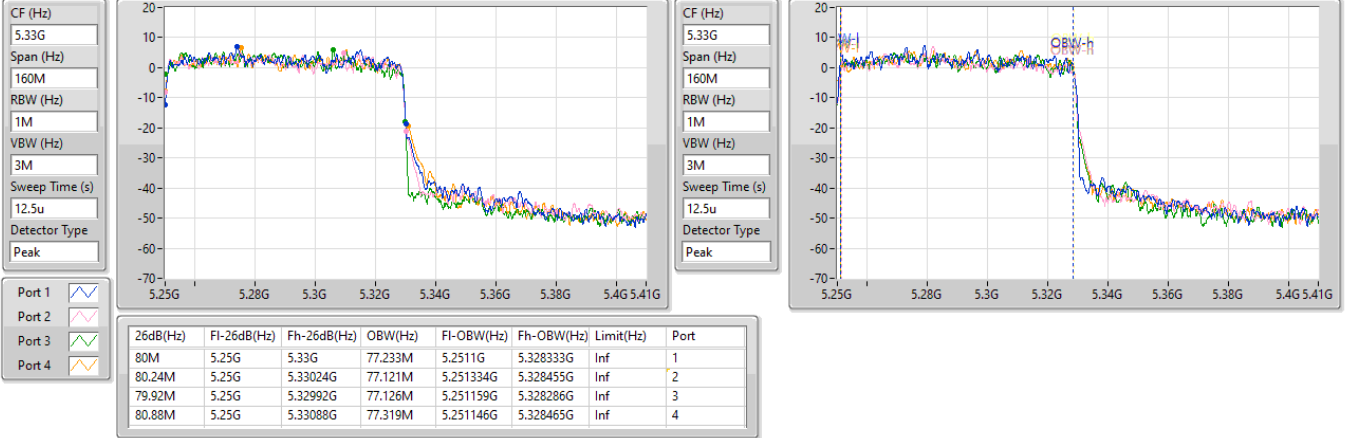
| 26dB(Hz) | Fl-26dB(Hz) | Fh-26dB(Hz) | OBW(Hz) | Fl-OBW(Hz) | Fh-OBW(Hz) | Limit(Hz) | Port |
|----------|-------------|-------------|---------|------------|------------|-----------|------|
| 80M | 5.17G | 5.25G | 76.936M | 5.171687G | 5.248623G | Inf | 1 |
| 80M | 5.17G | 5.25G | 76.997M | 5.17164G | 5.248637G | Inf | 2 |
| 79.84M | 5.17016G | 5.25G | 77.03M | 5.17161G | 5.24864G | Inf | 3 |
| 80.16M | 5.16984G | 5.25G | 77.727M | 5.17134G | 5.249067G | Inf | 4 |

5.25-5.35GHz_802.11ax_HEW160-BF_Nss1,(MCS0)_4TX

EBW

5250MHz Straddle 5.25-5.35GHz

31/01/2024





For UNII 2C and UNII 3:

Summary

| Mode | Max-N dB (Hz) | Max-OBW (Hz) | ITU-Code | Min-N dB (Hz) | Min-OBW (Hz) |
|--------------------------|------------------|-----------------|----------|------------------|-----------------|
| 5.47-5.725GHz | - | - | - | - | - |
| 802.11a_Nss1,(6Mbps)_4TX | 22.385M | 16.965M | 17M0D1D | 15.135M | 13.274M |

Max-N dB = Maximum 6dB down bandwidth for 5.725-5.85GHz band / Maximum 26dB down bandwidth for other band;
Max-OBW = Maximum 99% occupied bandwidth;
Min-N dB = Minimum 6dB down bandwidth for 5.725-5.85GHz band / Maximum 26dB down bandwidth for other band;
Min-OBW = Minimum 99% occupied bandwidth



Result

| Mode | Result | Limit (Hz) | Port 1-N dB (Hz) | Port 1-OBW (Hz) | Port 2-N dB (Hz) | Port 2-OBW (Hz) | Port 3-N dB (Hz) | Port 3-OBW (Hz) | Port 4-N dB (Hz) | Port 4-OBW (Hz) |
|--------------------------------|--------|------------|------------------|-----------------|------------------|-----------------|------------------|-----------------|------------------|-----------------|
| 802.11a_Nss1,(6Mbps)_4TX | - | - | - | - | - | - | - | - | - | - |
| 5500MHz | Pass | Inf | 21.395M | 16.653M | 22.385M | 16.965M | 21.67M | 16.608M | 21.56M | 16.595M |
| 5580MHz | Pass | Inf | 20.845M | 16.617M | 20.57M | 16.592M | 19.965M | 16.491M | 20.68M | 16.655M |
| 5700MHz | Pass | Inf | 20.35M | 16.712M | 20.79M | 16.642M | 21.23M | 16.556M | 20.68M | 16.548M |
| 5720MHz Straddle 5.47-5.725GHz | Pass | Inf | 15.135M | 13.311M | 15.66M | 13.281M | 15.165M | 13.432M | 15.3M | 13.274M |
| 5720MHz Straddle 5.725-5.85GHz | Pass | 500k | 3.24M | 3.982M | 3.12M | 3.867M | 3.2M | 3.97M | 3.26M | 4.061M |

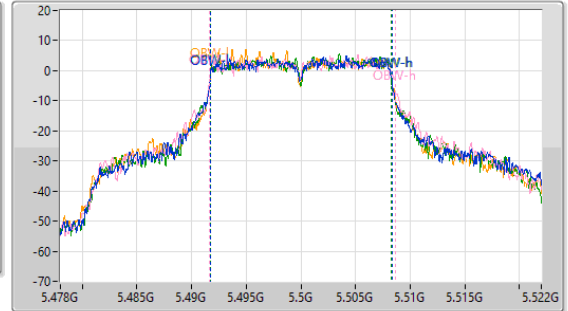
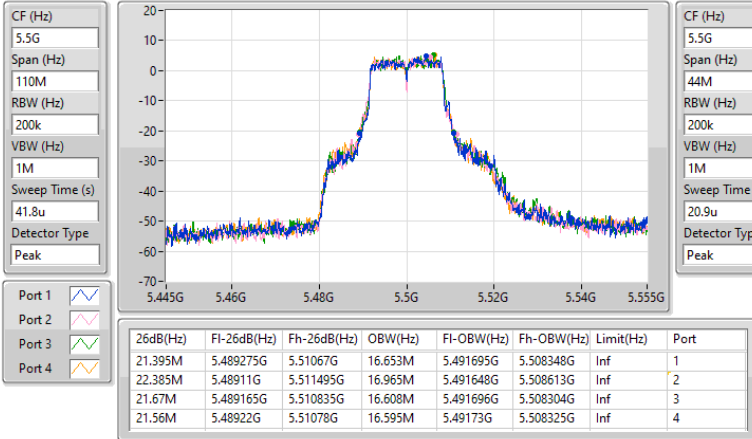
Port X-N dB = Port X 6dB down bandwidth for 5.725-5.85GHz band / 26dB down bandwidth for other band
Port X-OBW = Port X 99% occupied bandwidth

5.47-5.725GHz_802.11a_Nss1,(6Mbps)_4TX

EBW

5500MHz

31/01/2024

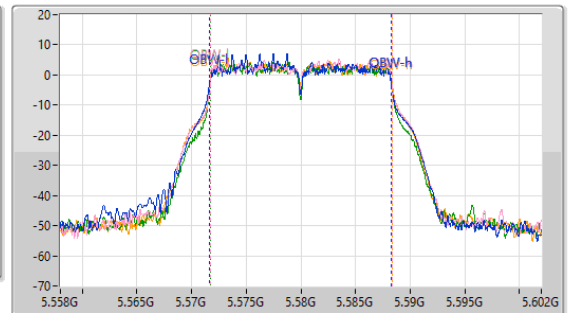
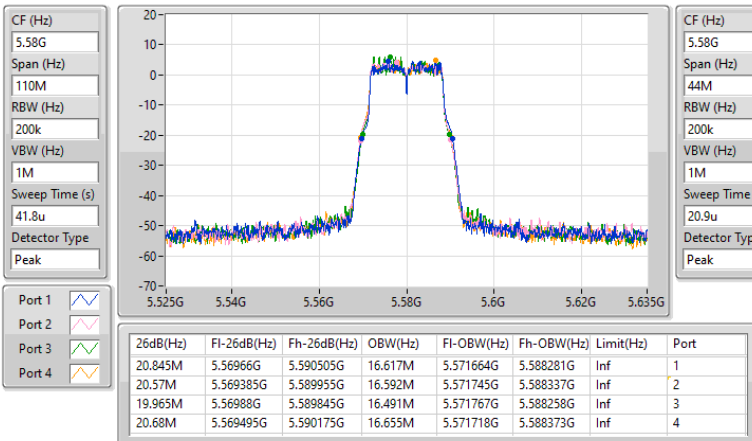


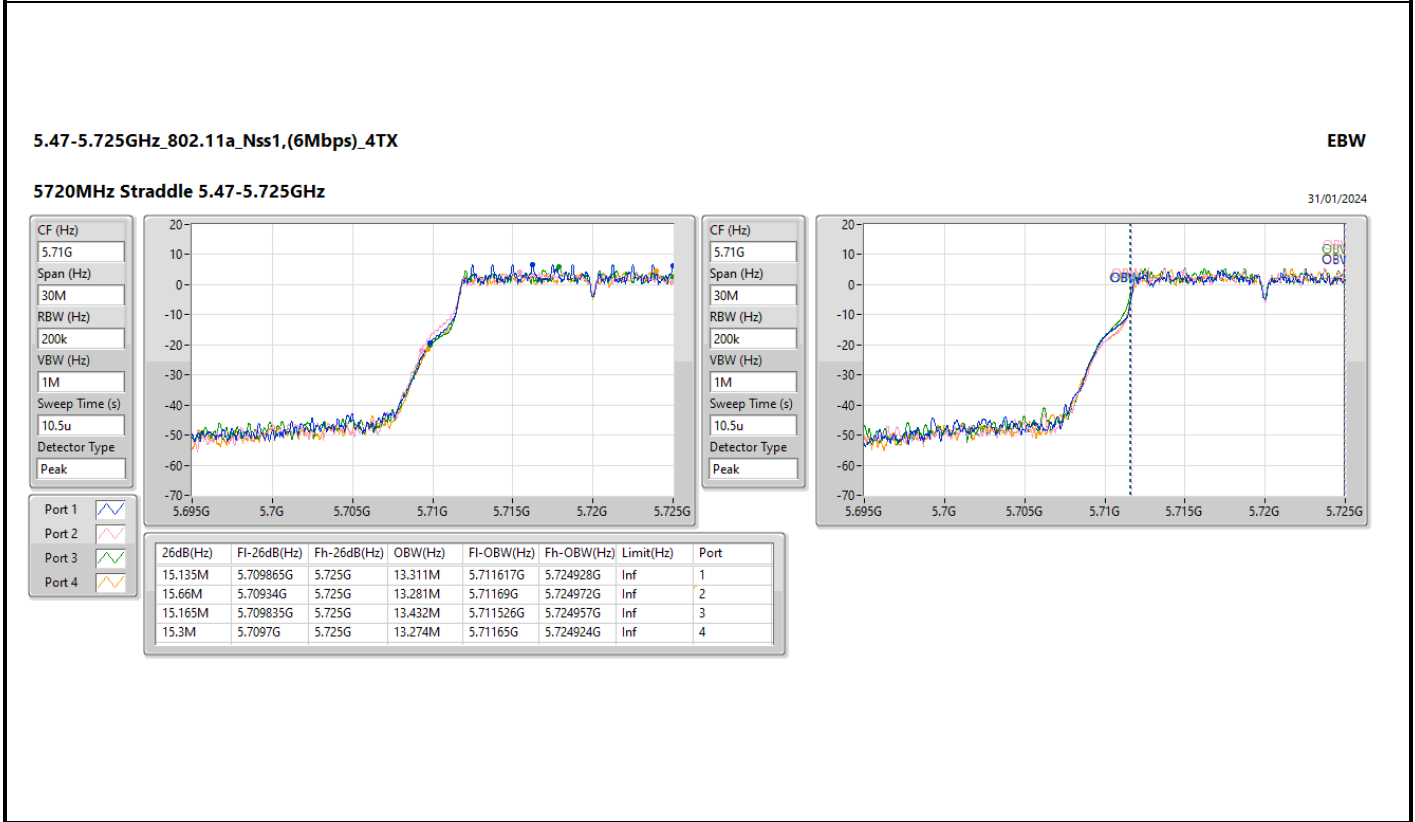
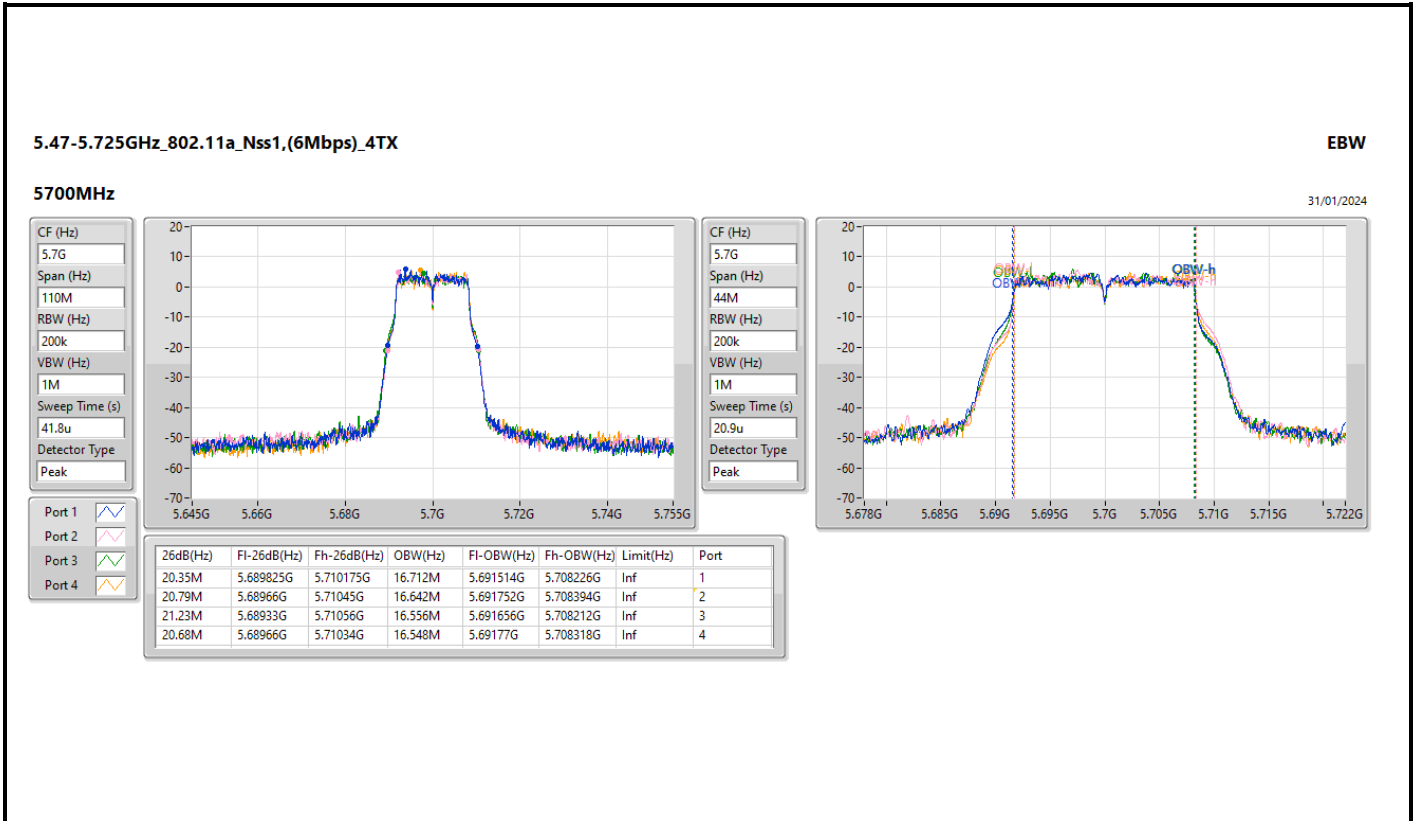
5.47-5.725GHz_802.11a_Nss1,(6Mbps)_4TX

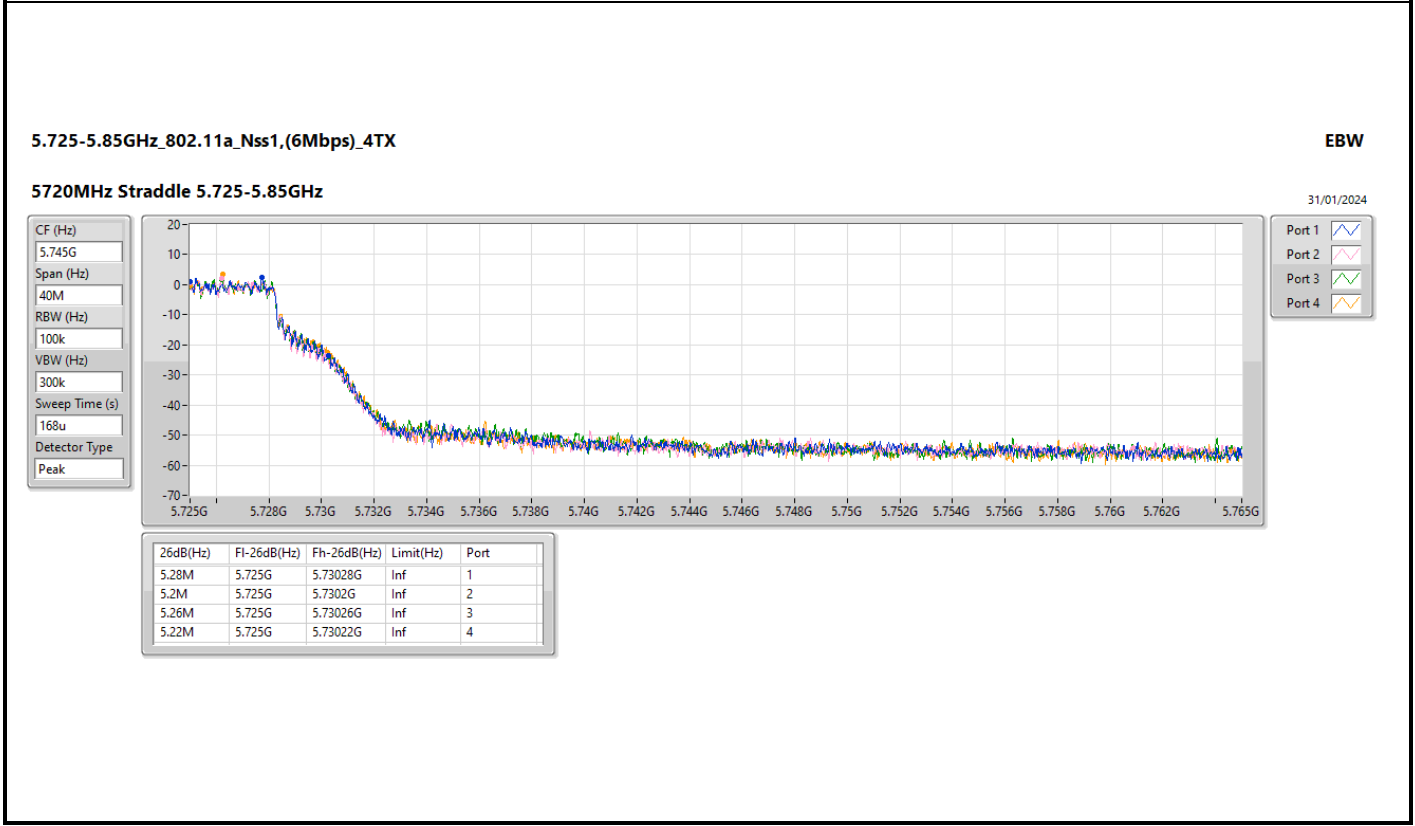
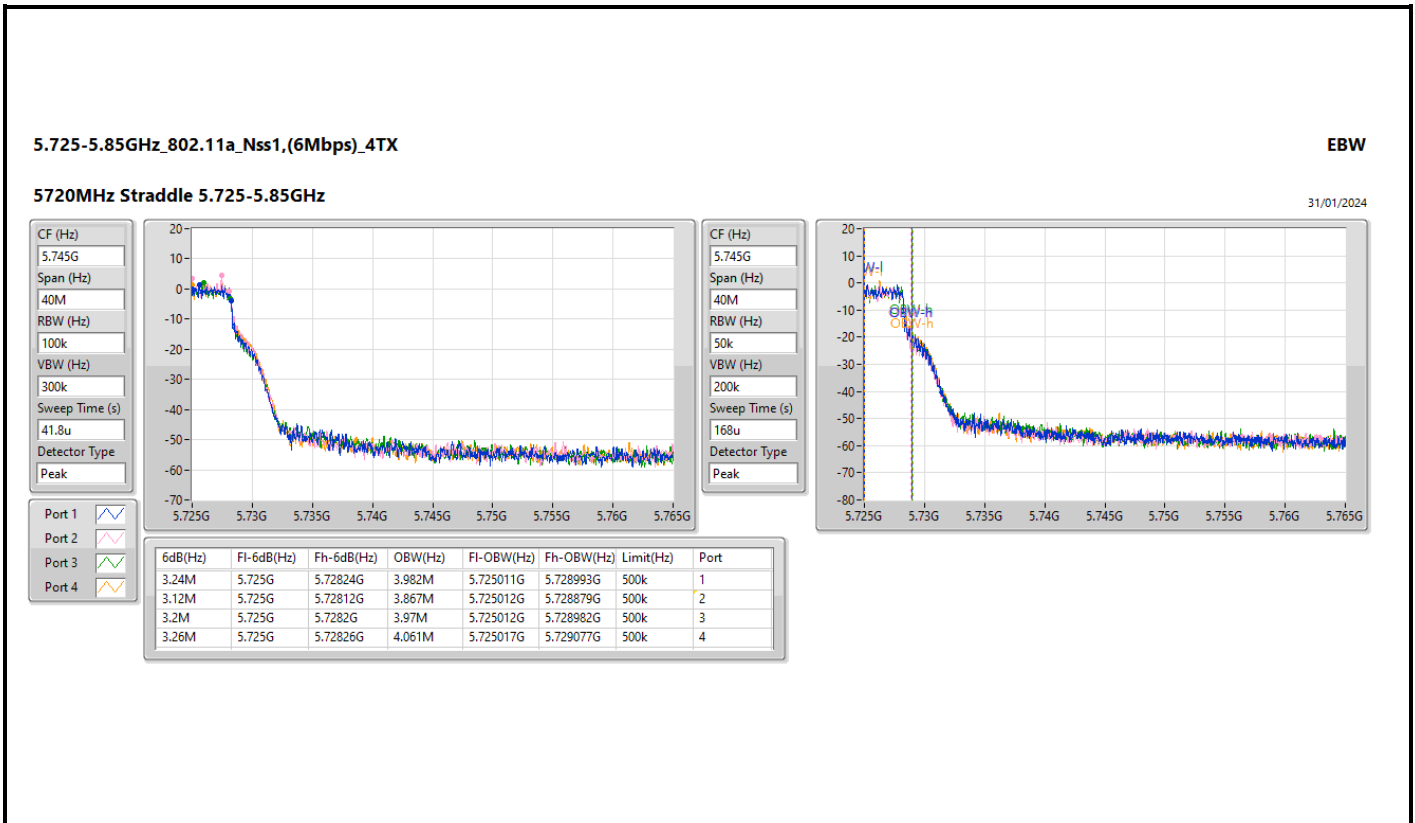
EBW

5580MHz

31/01/2024







**For UNII 2C and UNII 3:
Summary**

| Mode | Max-N dB (Hz) | Max-OBW (Hz) | ITU-Code | Min-N dB (Hz) | Min-OBW (Hz) |
|------------------------------------|------------------|-----------------|----------|------------------|-----------------|
| 5.47-5.725GHz | - | - | - | - | - |
| 802.11ax HEW20-BF_Nss1,(MCS0)_4TX | 21.89M | 19.123M | 19M1D1D | 15.255M | 14.473M |
| 802.11ax HEW40-BF_Nss1,(MCS0)_4TX | 42.35M | 38.01M | 38M0D1D | 34.405M | 33.642M |
| 802.11ax HEW80-BF_Nss1,(MCS0)_4TX | 81.62M | 77.455M | 77M5D1D | 75M | 73.015M |
| 802.11ax HEW160-BF_Nss1,(MCS0)_4TX | 162.8M | 156.077M | 156MD1D | 161.92M | 155.349M |
| 5.725-5.85GHz | - | - | - | - | - |
| 802.11ax HEW20-BF_Nss1,(MCS0)_4TX | 19.195M | 19.14M | 19M1D1D | 4.48M | 4.522M |
| 802.11ax HEW40-BF_Nss1,(MCS0)_4TX | 38.06M | 37.896M | 37M9D1D | 3.28M | 4.042M |
| 802.11ax HEW80-BF_Nss1,(MCS0)_4TX | 76.34M | 77.681M | 77M7D1D | 3.66M | 4.05M |

Max-N dB = Maximum 6dB down bandwidth for 5.725-5.85GHz band / Maximum 26dB down bandwidth for other band;
 Max-OBW = Maximum 99% occupied bandwidth;
 Min-N dB = Minimum 6dB down bandwidth for 5.725-5.85GHz band / Maximum 26dB down bandwidth for other band;
 Min-OBW = Minimum 99% occupied bandwidth

Result

| Mode | Result | Limit (Hz) | Port 1-N dB (Hz) | Port 1-OBW (Hz) | Port 2-N dB (Hz) | Port 2-OBW (Hz) | Port 3-N dB (Hz) | Port 3-OBW (Hz) | Port 4-N dB (Hz) | Port 4-OBW (Hz) |
|------------------------------------|--------|------------|------------------|-----------------|------------------|-----------------|------------------|-----------------|------------------|-----------------|
| 802.11ax HEW20-BF_Nss1,(MCS0)_4TX | - | - | - | - | - | - | - | - | - | - |
| 5500MHz | Pass | Inf | 20.79M | 19.123M | 21.285M | 19.049M | 21.285M | 19.074M | 21.89M | 18.997M |
| 5580MHz | Pass | Inf | 20.955M | 19.052M | 20.515M | 18.988M | 20.68M | 19.058M | 21.065M | 18.883M |
| 5700MHz | Pass | Inf | 21.395M | 18.971M | 20.735M | 18.955M | 20.845M | 18.995M | 21.175M | 18.972M |
| 5720MHz Straddle 5.47-5.725GHz | Pass | Inf | 15.465M | 14.481M | 15.255M | 14.473M | 15.69M | 14.534M | 15.825M | 14.483M |
| 5720MHz Straddle 5.725-5.85GHz | Pass | 500k | 4.48M | 4.55M | 4.48M | 4.522M | 4.5M | 4.529M | 4.5M | 4.529M |
| 5745MHz | Pass | 500k | 19.085M | 19.022M | 19.195M | 19.093M | 19.14M | 19.036M | 19.085M | 18.992M |
| 5785MHz | Pass | 500k | 18.975M | 18.985M | 17.215M | 19.006M | 19.14M | 18.969M | 19.085M | 18.984M |
| 5825MHz | Pass | 500k | 19.14M | 19.078M | 16.83M | 19.06M | 18.81M | 19.14M | 19.14M | 18.961M |
| 802.11ax HEW40-BF_Nss1,(MCS0)_4TX | - | - | - | - | - | - | - | - | - | - |
| 5510MHz | Pass | Inf | 40.48M | 37.794M | 42.35M | 37.703M | 40.48M | 37.635M | 41.14M | 37.946M |
| 5550MHz | Pass | Inf | 40.15M | 37.639M | 39.71M | 37.85M | 39.49M | 37.621M | 39.82M | 37.583M |
| 5670MHz | Pass | Inf | 39.38M | 37.721M | 39.38M | 38.01M | 39.38M | 37.764M | 39.71M | 37.607M |
| 5710MHz Straddle 5.47-5.725GHz | Pass | Inf | 34.825M | 33.792M | 34.86M | 33.709M | 34.72M | 33.642M | 34.405M | 33.721M |
| 5710MHz Straddle 5.725-5.85GHz | Pass | 500k | 3.28M | 4.056M | 4.02M | 4.044M | 4.02M | 4.042M | 3.48M | 4.063M |
| 5755MHz | Pass | 500k | 37.62M | 37.733M | 36.41M | 37.896M | 38.06M | 37.855M | 37.84M | 37.819M |
| 5795MHz | Pass | 500k | 35.97M | 37.73M | 36.52M | 37.573M | 37.62M | 37.759M | 37.84M | 37.584M |
| 802.11ax HEW80-BF_Nss1,(MCS0)_4TX | - | - | - | - | - | - | - | - | - | - |
| 5530MHz | Pass | Inf | 80.96M | 76.92M | 80.74M | 77.325M | 80.52M | 76.914M | 81.62M | 77.221M |
| 5610MHz | Pass | Inf | 80.96M | 76.903M | 80.3M | 77.295M | 80.3M | 77.179M | 81.4M | 77.455M |
| 5690MHz Straddle 5.47-5.725GHz | Pass | Inf | 75M | 73.234M | 75.75M | 73.29M | 75.225M | 73.015M | 75.075M | 73.289M |
| 5690MHz Straddle 5.725-5.85GHz | Pass | 500k | 4.06M | 4.054M | 3.98M | 4.064M | 3.66M | 4.05M | 3.66M | 4.091M |
| 5775MHz | Pass | 500k | 75.46M | 77.681M | 62.92M | 77.222M | 74.36M | 77.091M | 76.34M | 77.206M |
| 802.11ax HEW160-BF_Nss1,(MCS0)_4TX | - | - | - | - | - | - | - | - | - | - |
| 5570MHz | Pass | Inf | 161.92M | 155.895M | 161.92M | 155.349M | 162.8M | 156.077M | 161.92M | 155.926M |

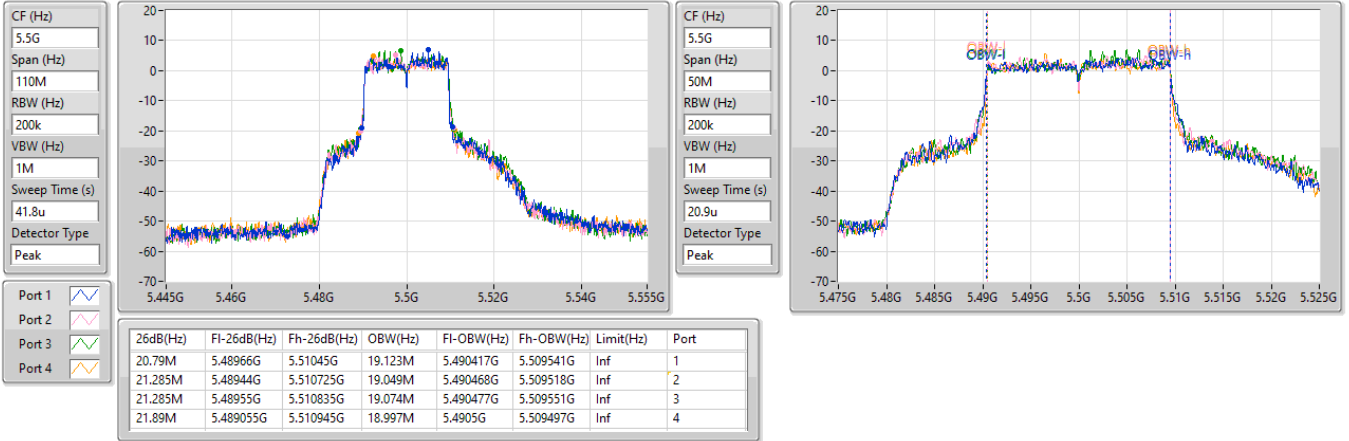
Port X-N dB = Port X 6dB down bandwidth for 5.725-5.85GHz band / 26dB down bandwidth for other band
 Port X-OBW = Port X 99% occupied bandwidth

5.47-5.725GHz_802.11ax HEW20-BF_Nss1,(MCS0)_4TX

EBW

5500MHz

31/01/2024

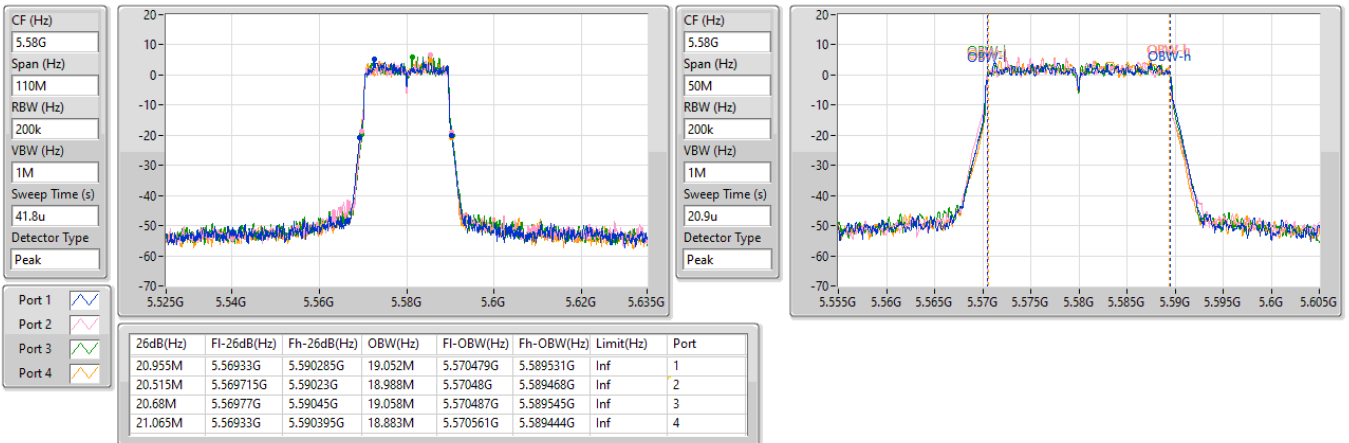


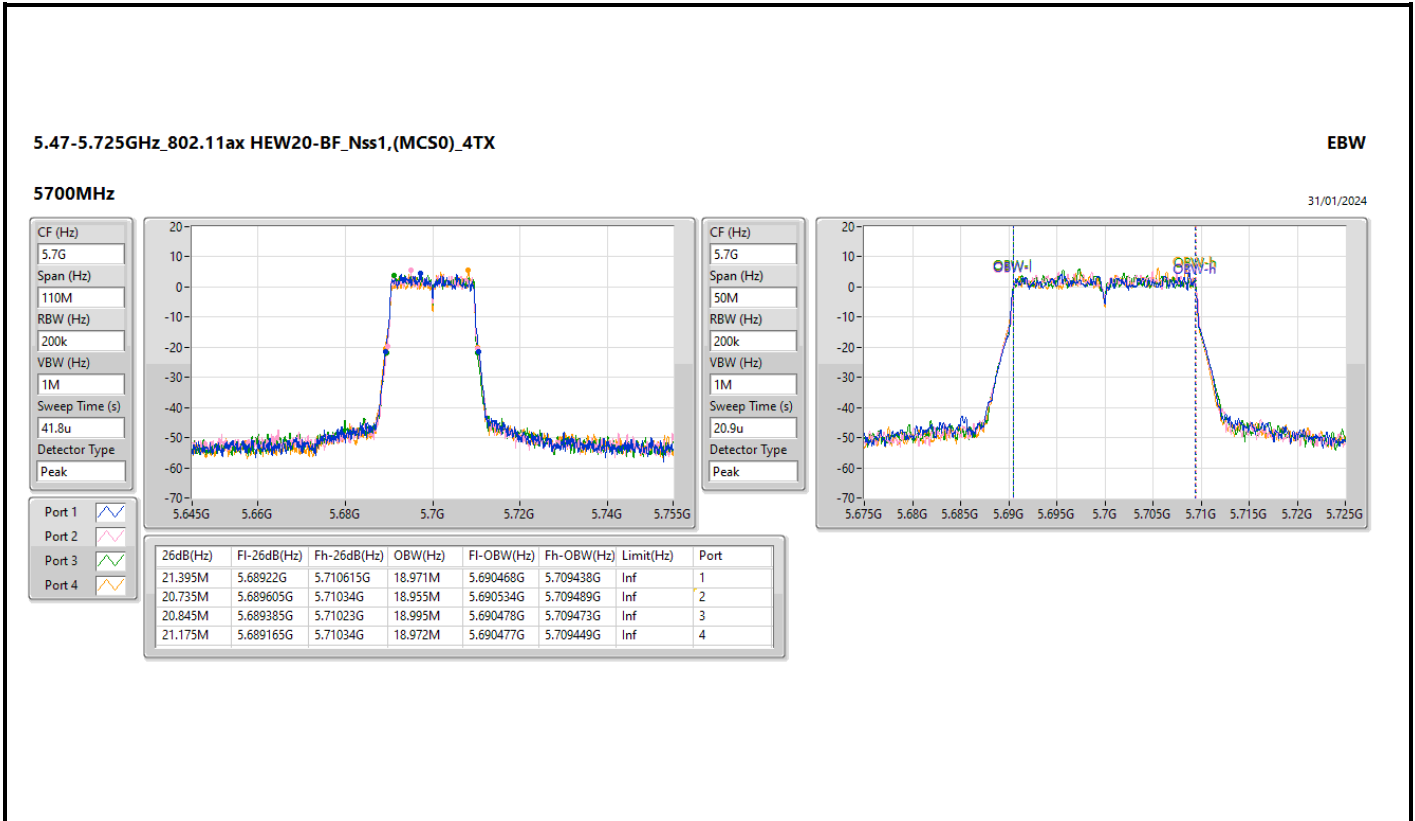
5.47-5.725GHz_802.11ax HEW20-BF_Nss1,(MCS0)_4TX

EBW

5580MHz

31/01/2024



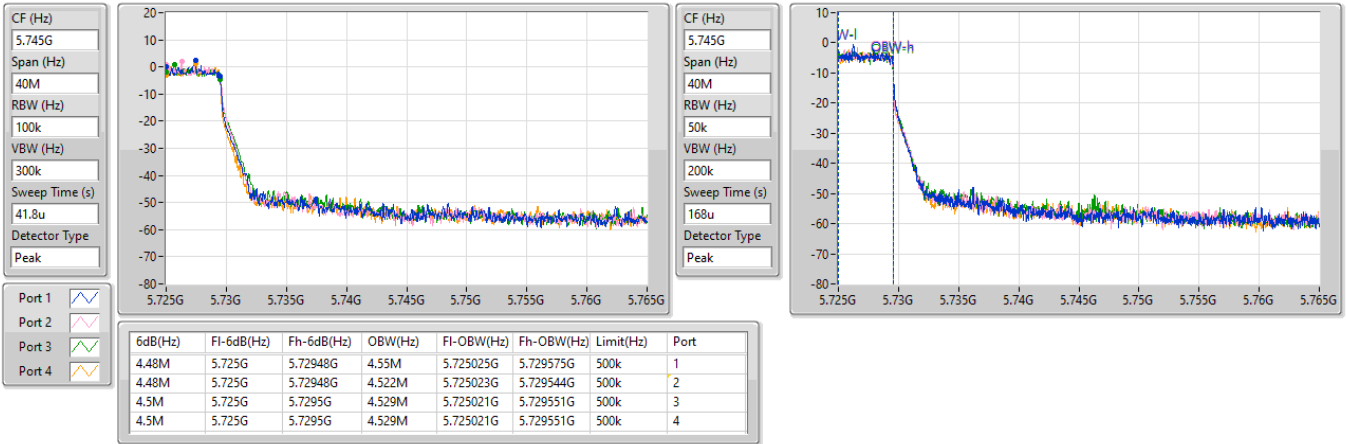


5.725-5.85GHz_802.11ax HEW20-BF_Nss1,(MCS0)_4TX

EBW

5720MHz Straddle 5.725-5.85GHz

31/01/2024

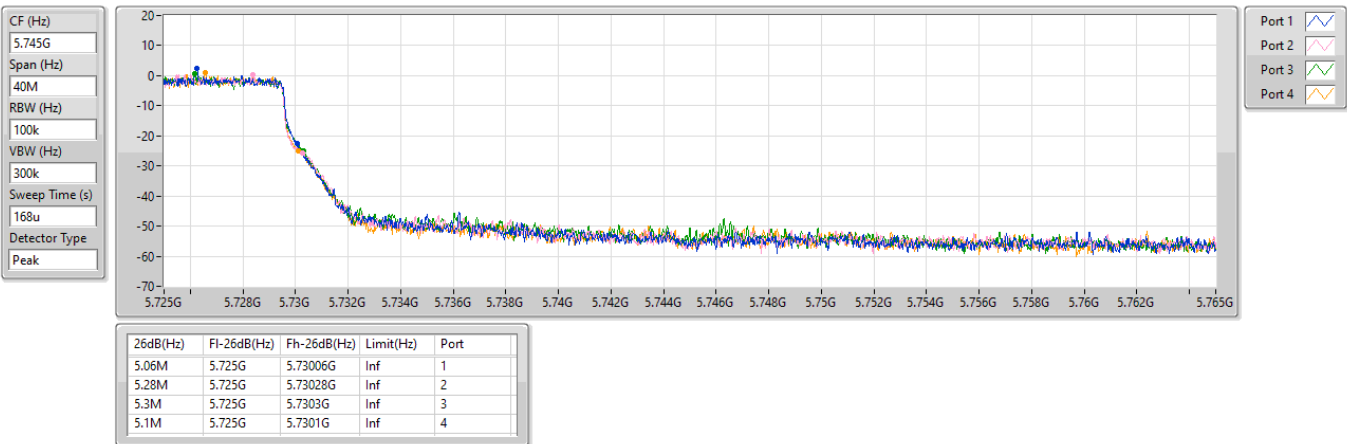


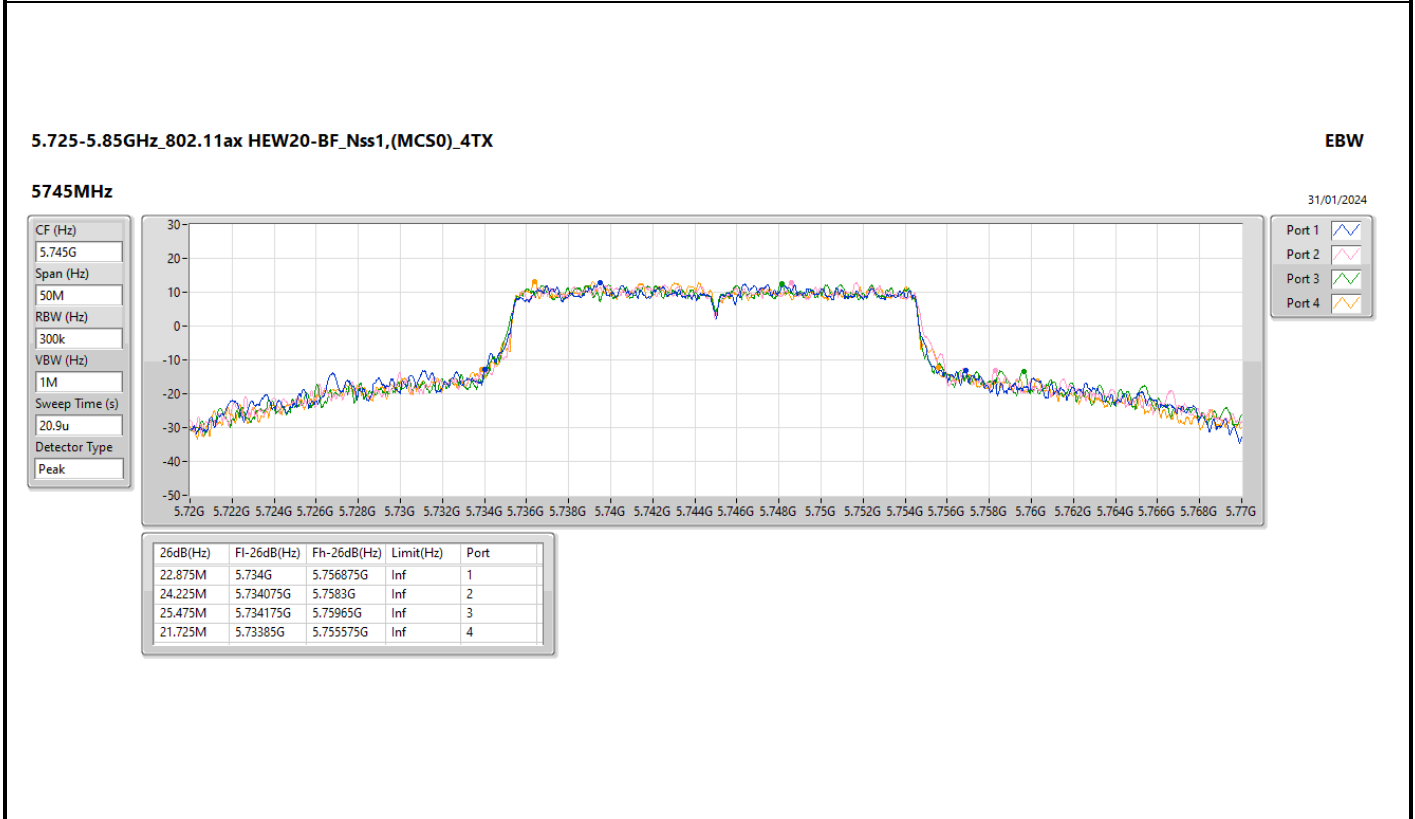
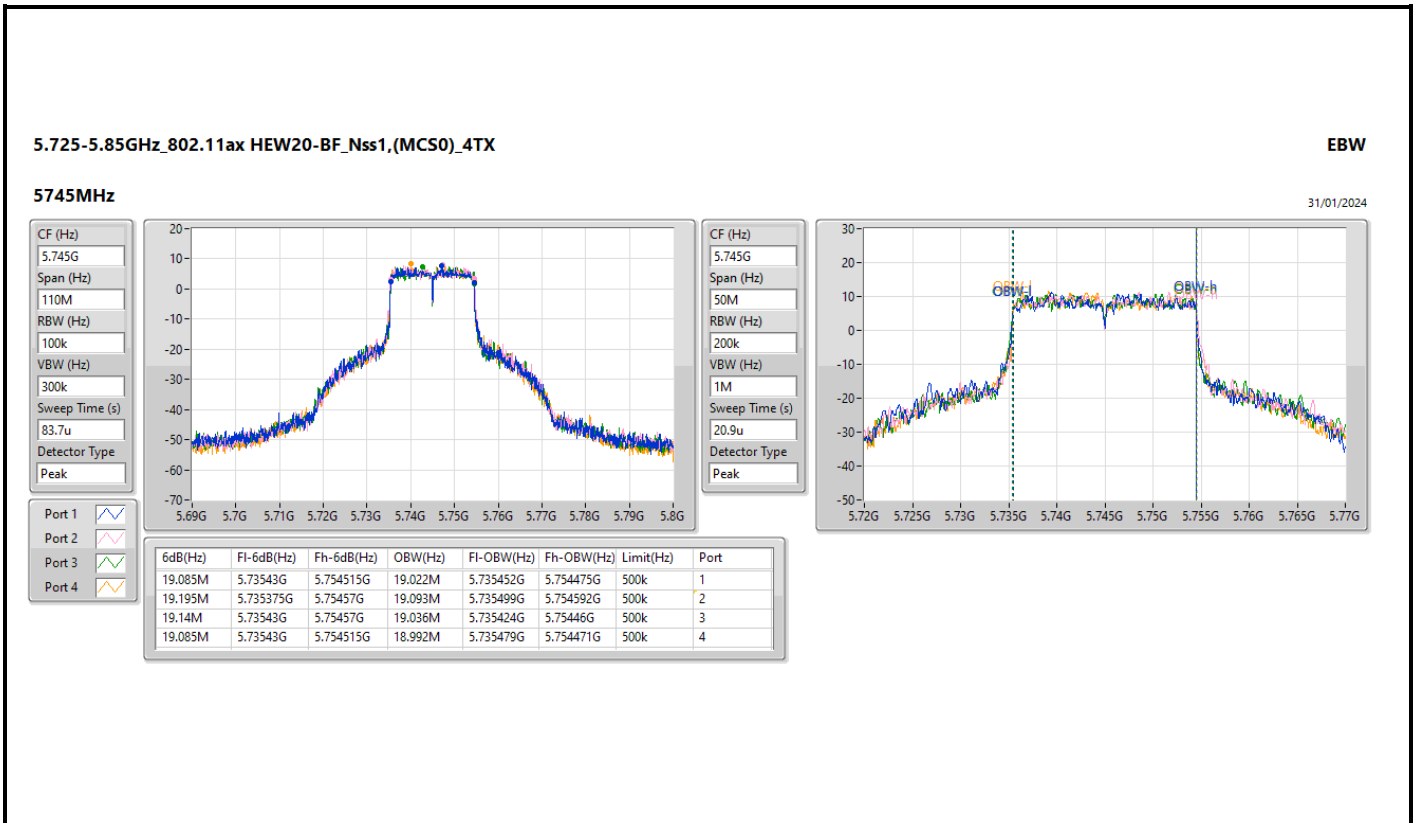
5.725-5.85GHz_802.11ax HEW20-BF_Nss1,(MCS0)_4TX

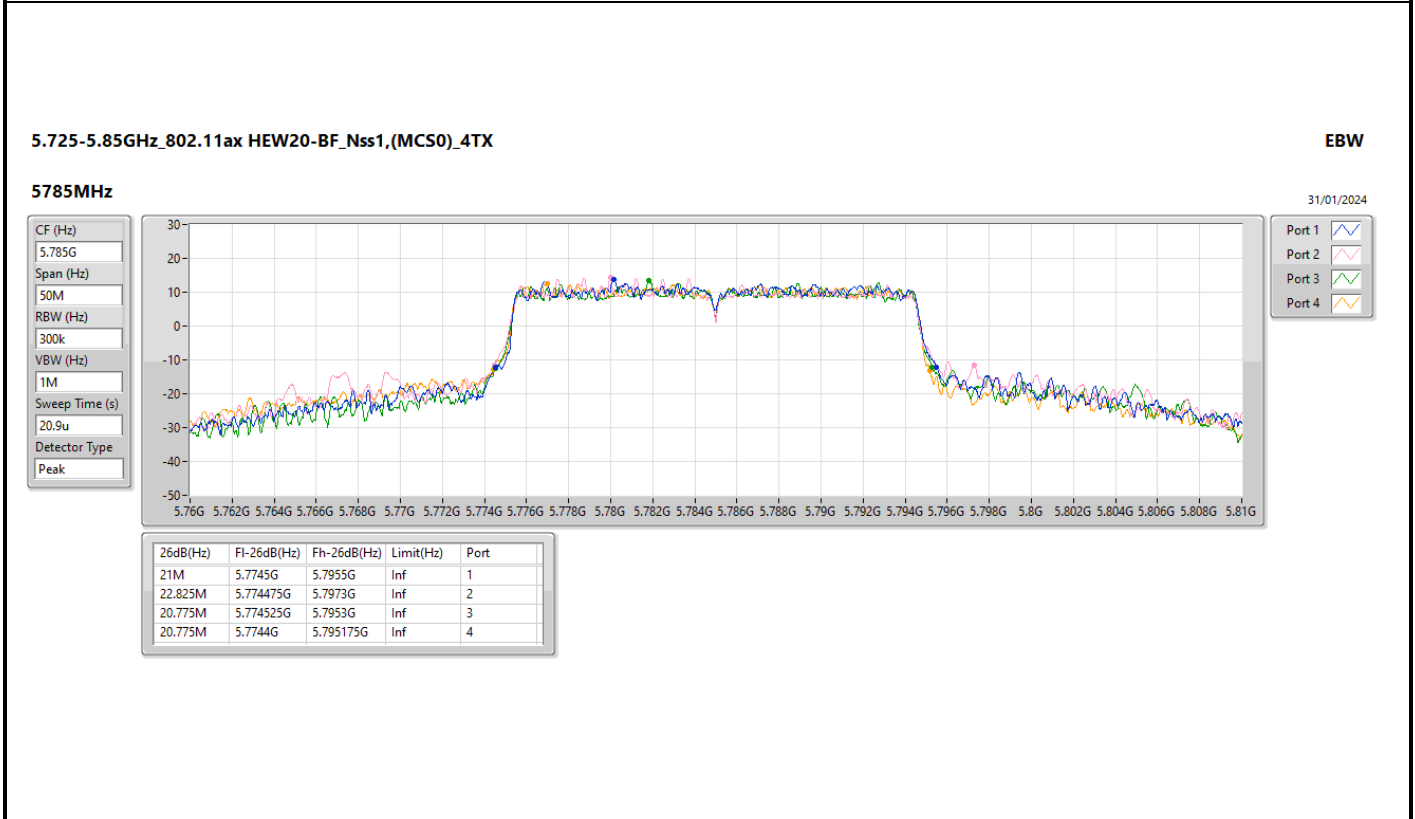
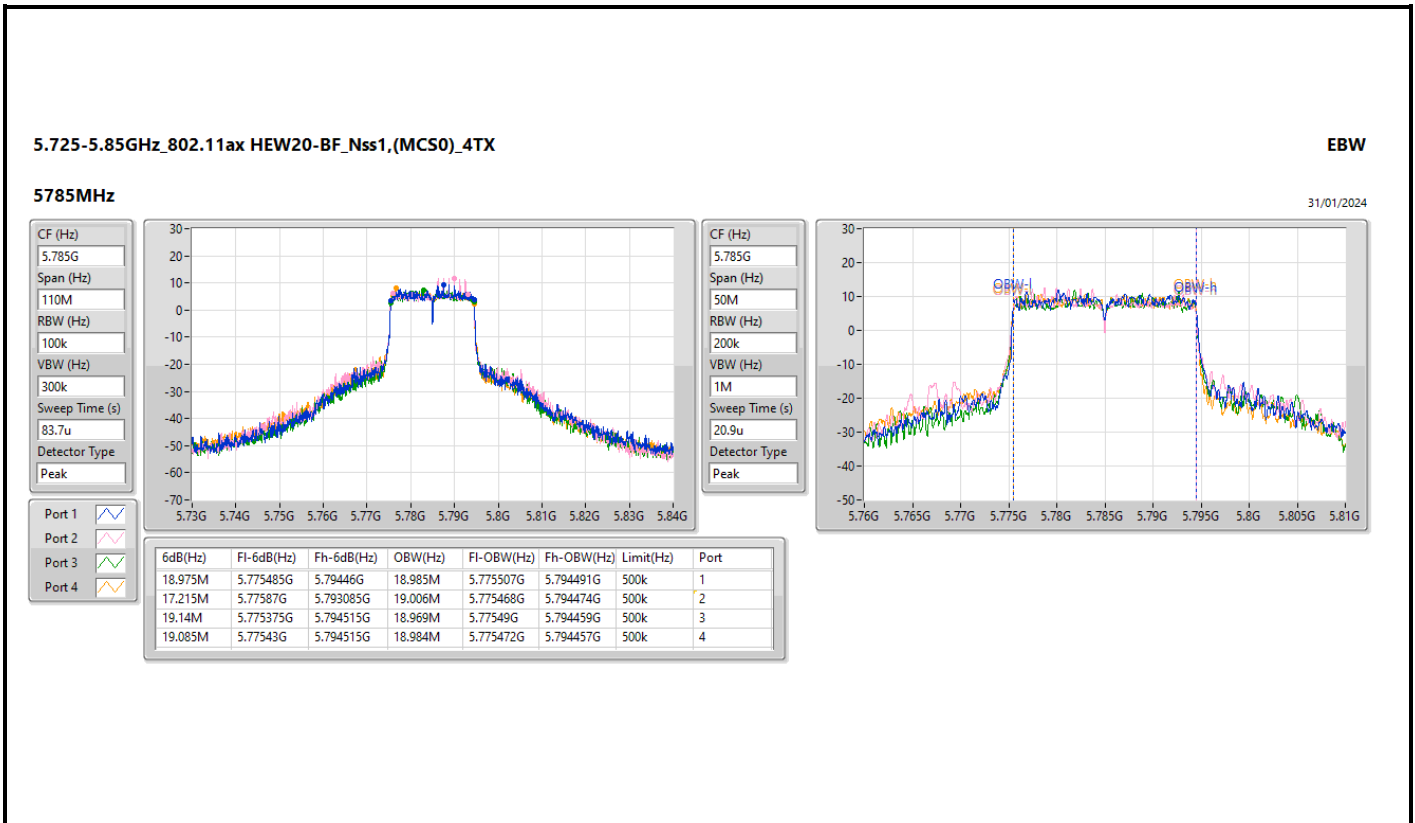
EBW

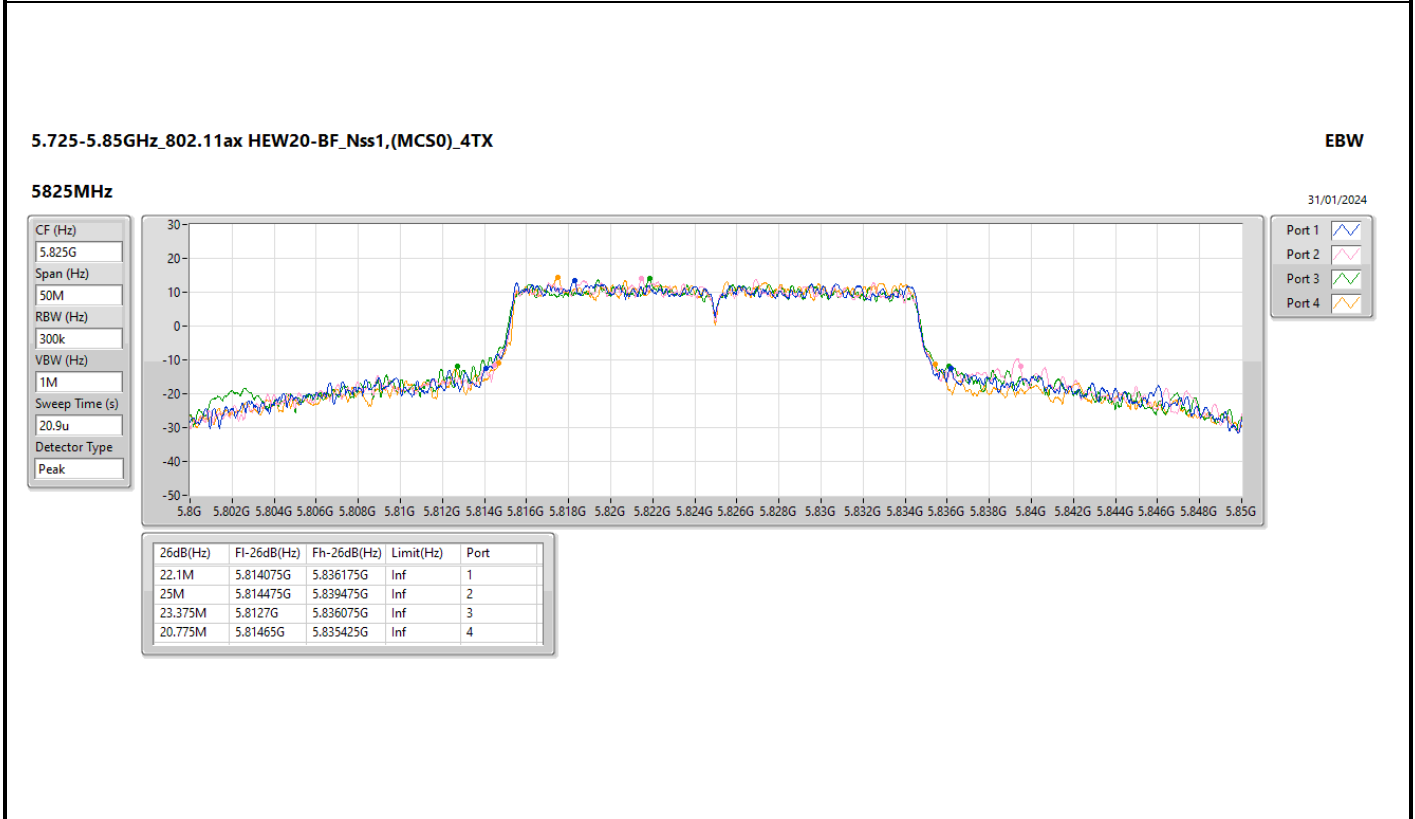
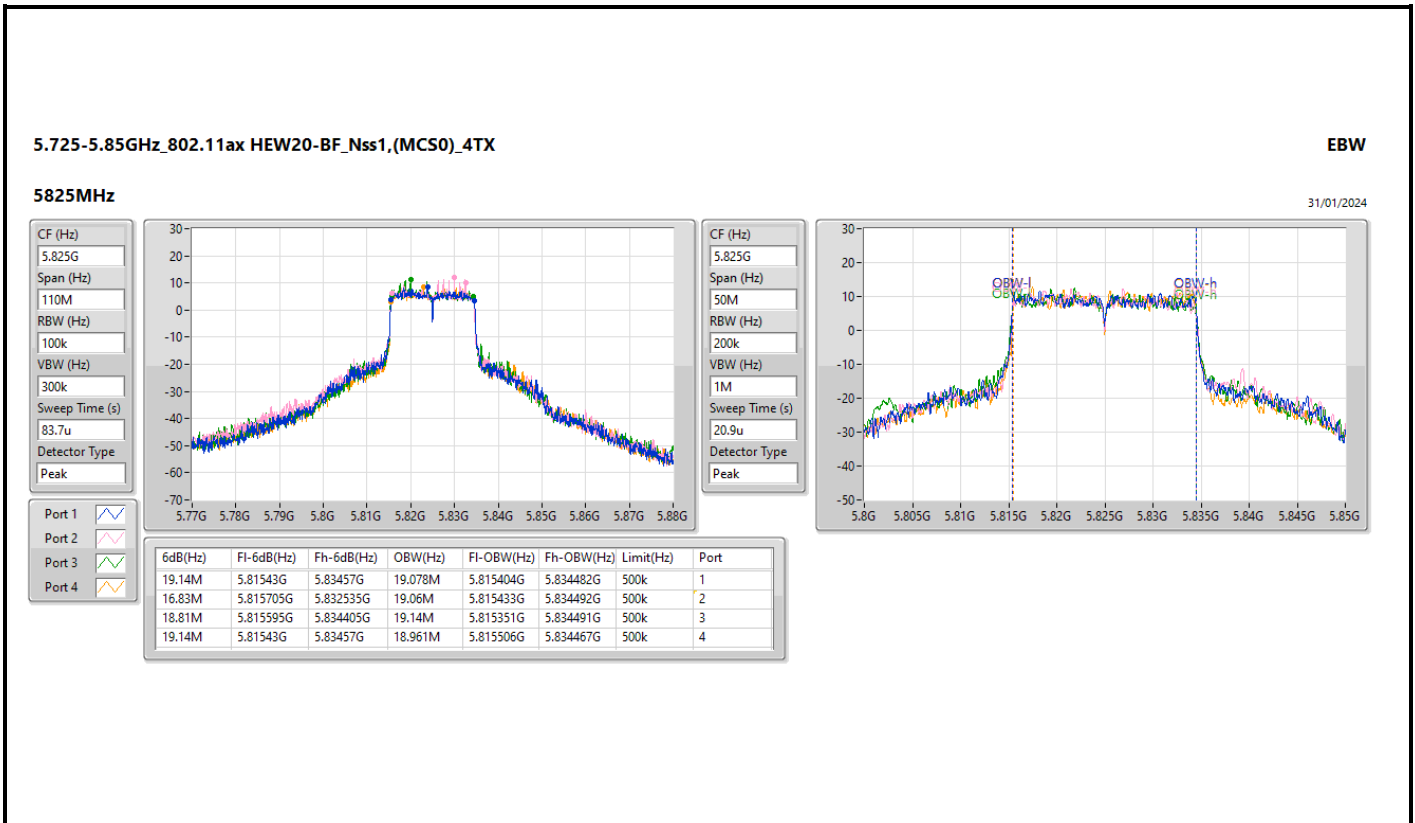
5720MHz Straddle 5.725-5.85GHz

31/01/2024









5.47-5.725GHz_802.11ax HEW40-BF_Nss1,(MCS0)_4TX

EBW

5510MHz

31/01/2024

CF (Hz)
5.51G

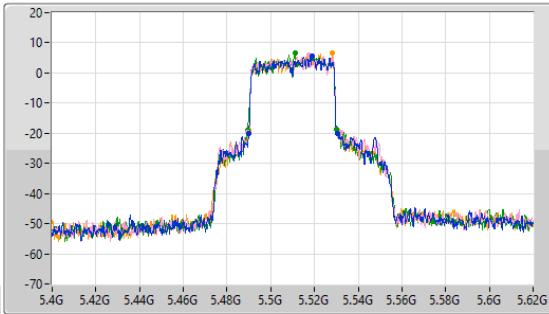
Span (Hz)
220M

RBW (Hz)
500k

VBW (Hz)
2M

Sweep Time (s)
29.2u

Detector Type
Peak



CF (Hz)
5.51G

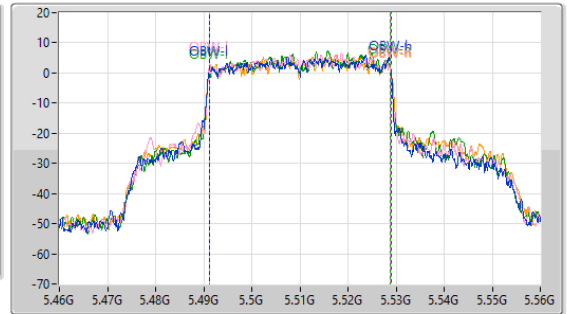
Span (Hz)
100M

RBW (Hz)
500k

VBW (Hz)
2M

Sweep Time (s)
12.6u

Detector Type
Peak



| 26dB(Hz) | Fl-26dB(Hz) | Fh-26dB(Hz) | OBW(Hz) | Fl-OBW(Hz) | Fh-OBW(Hz) | Limit(Hz) | Port |
|----------|-------------|-------------|---------|------------|------------|-----------|------|
| 40.48M | 5.48998G | 5.53046G | 37.794M | 5.491115G | 5.528909G | Inf | 1 |
| 42.35M | 5.48943G | 5.53178G | 37.703M | 5.491121G | 5.528824G | Inf | 2 |
| 40.48M | 5.48954G | 5.53002G | 37.635M | 5.491237G | 5.528872G | Inf | 3 |
| 41.14M | 5.49009G | 5.53123G | 37.946M | 5.491114G | 5.52906G | Inf | 4 |

5.47-5.725GHz_802.11ax HEW40-BF_Nss1,(MCS0)_4TX

EBW

5550MHz

31/01/2024

CF (Hz)
5.55G

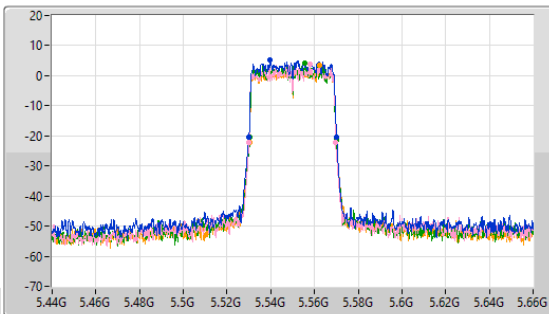
Span (Hz)
220M

RBW (Hz)
500k

VBW (Hz)
2M

Sweep Time (s)
29.2u

Detector Type
Peak



CF (Hz)
5.55G

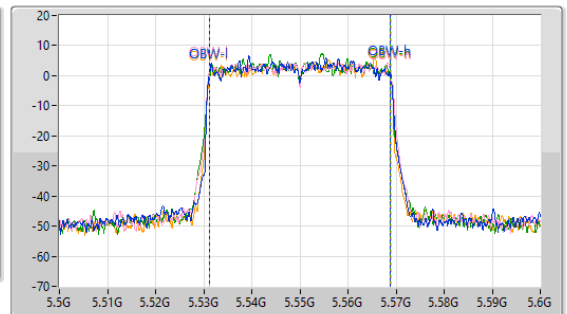
Span (Hz)
100M

RBW (Hz)
500k

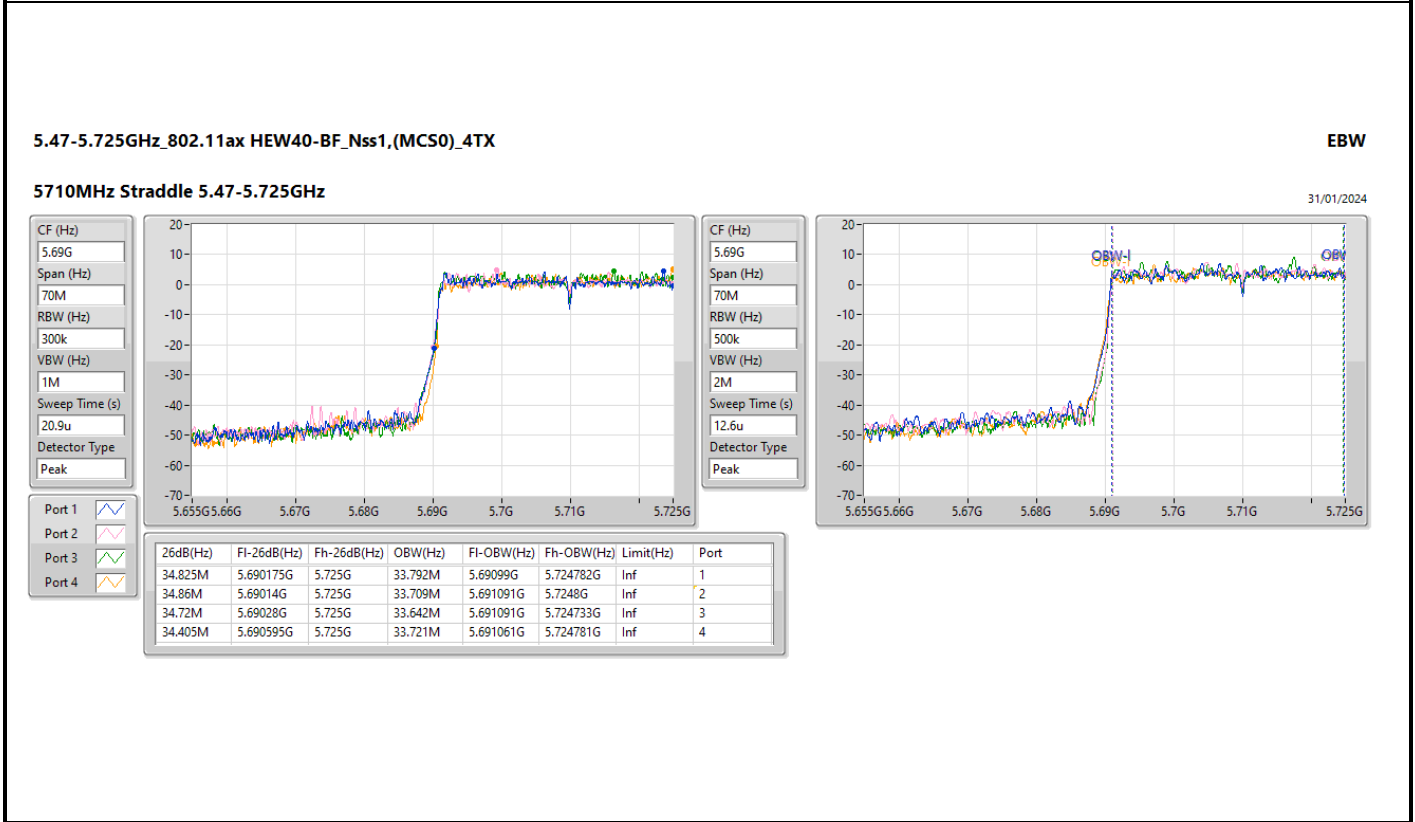
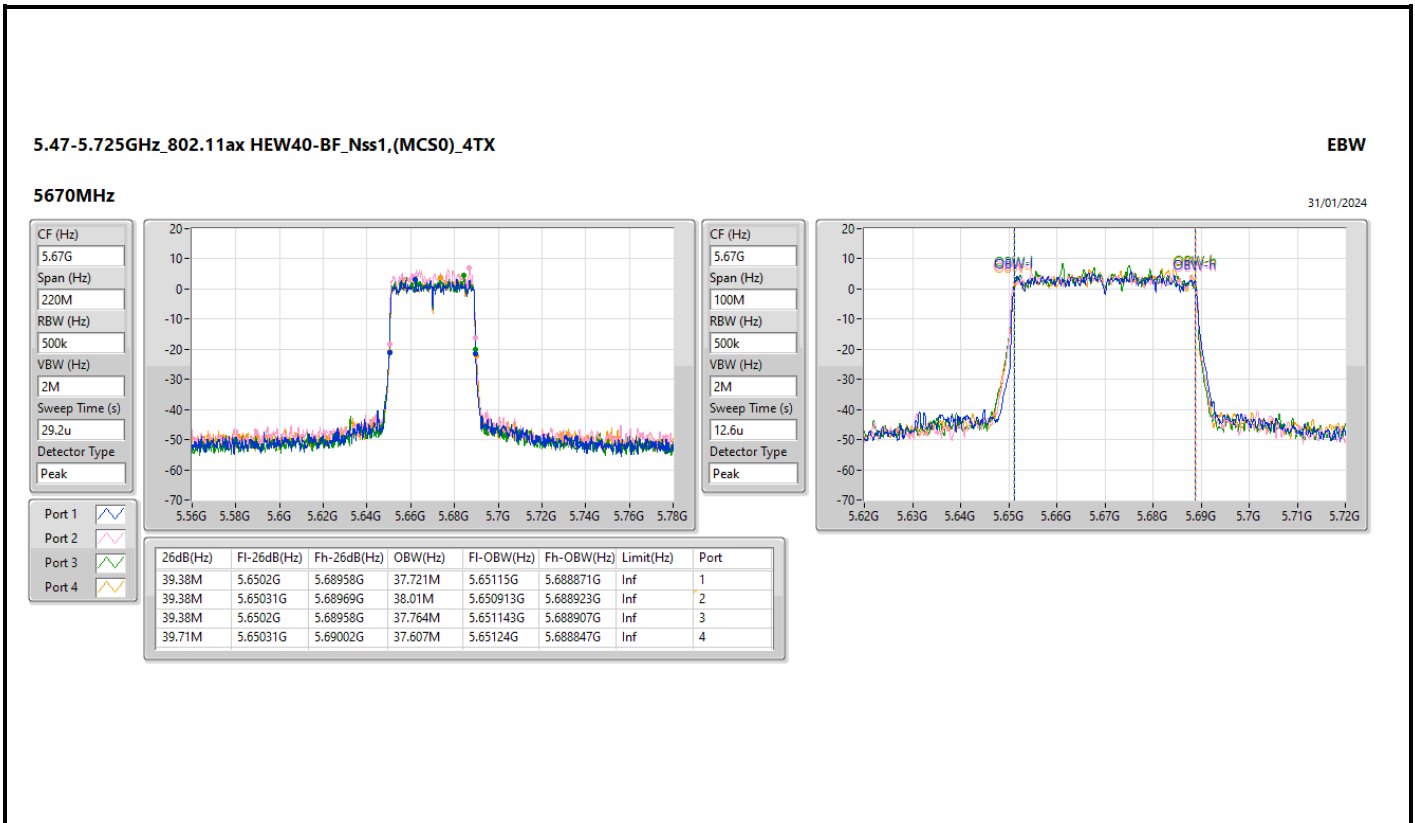
VBW (Hz)
2M

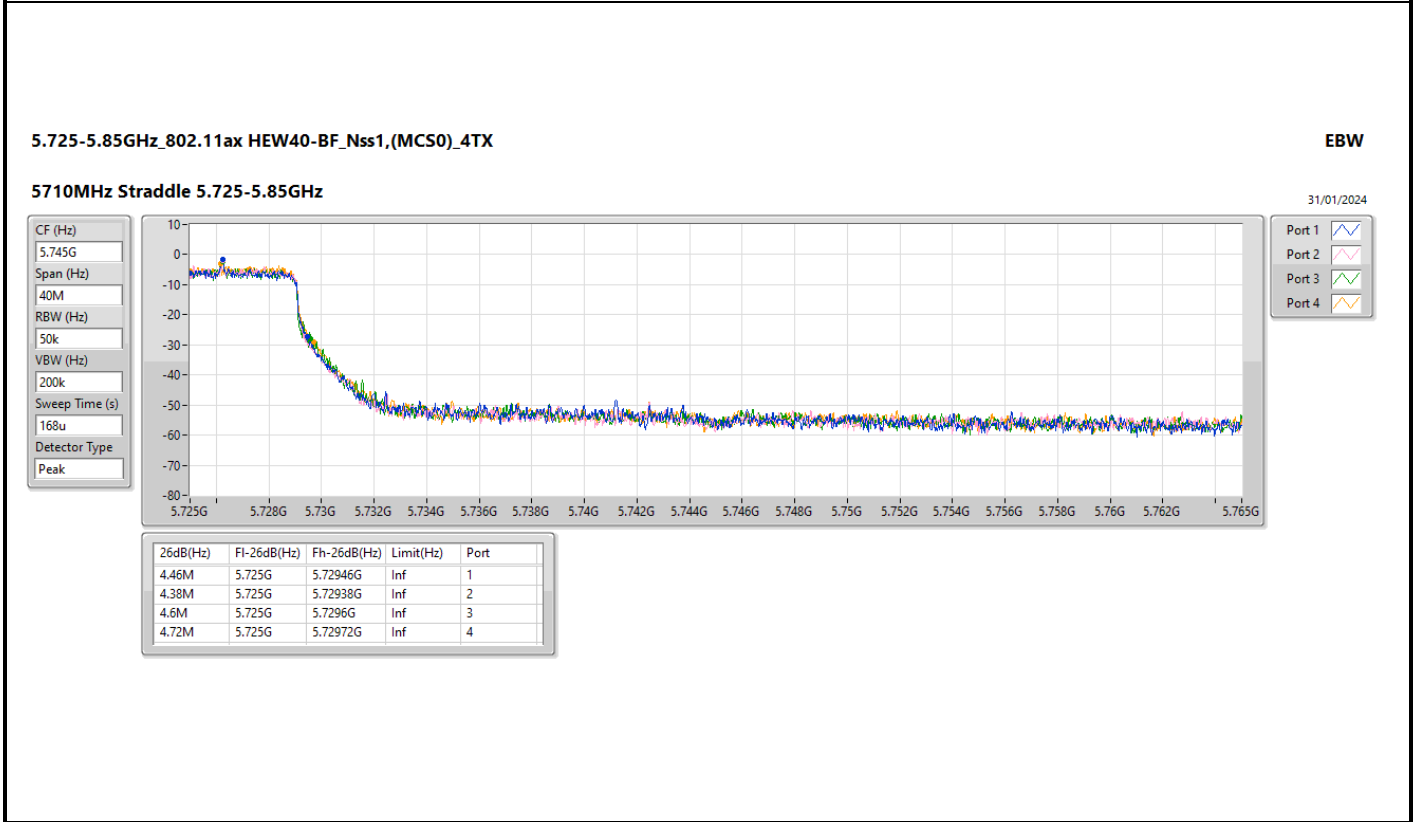
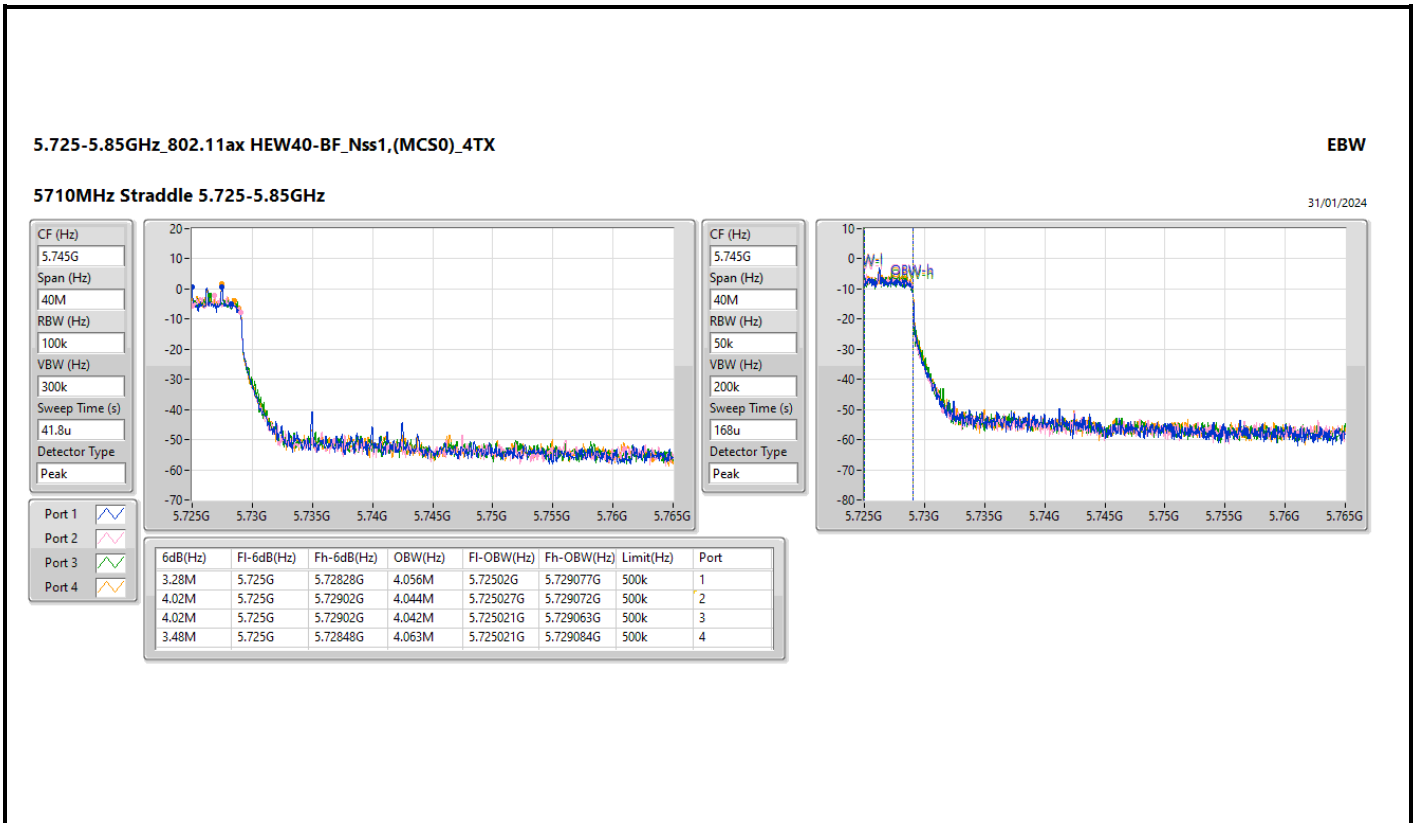
Sweep Time (s)
12.6u

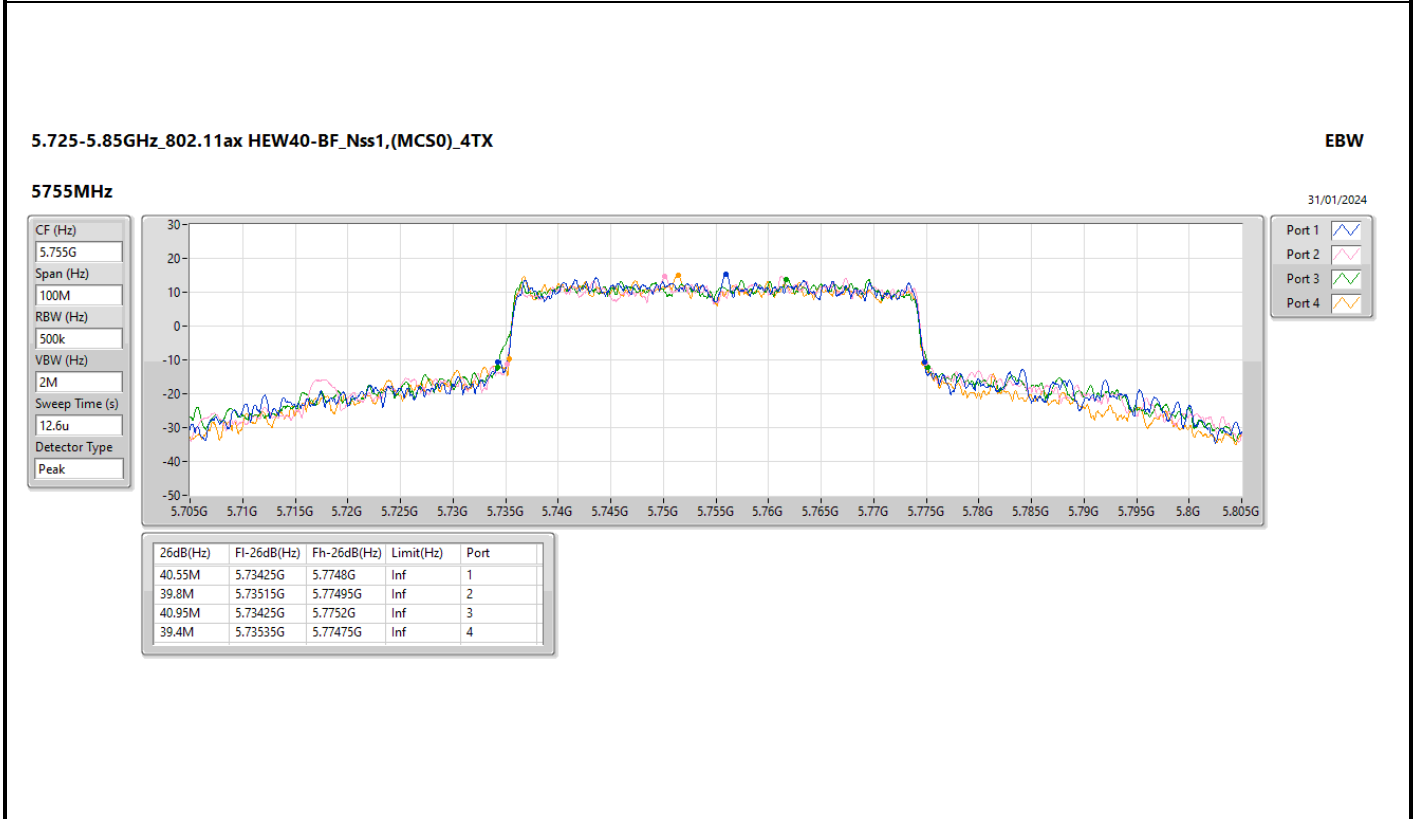
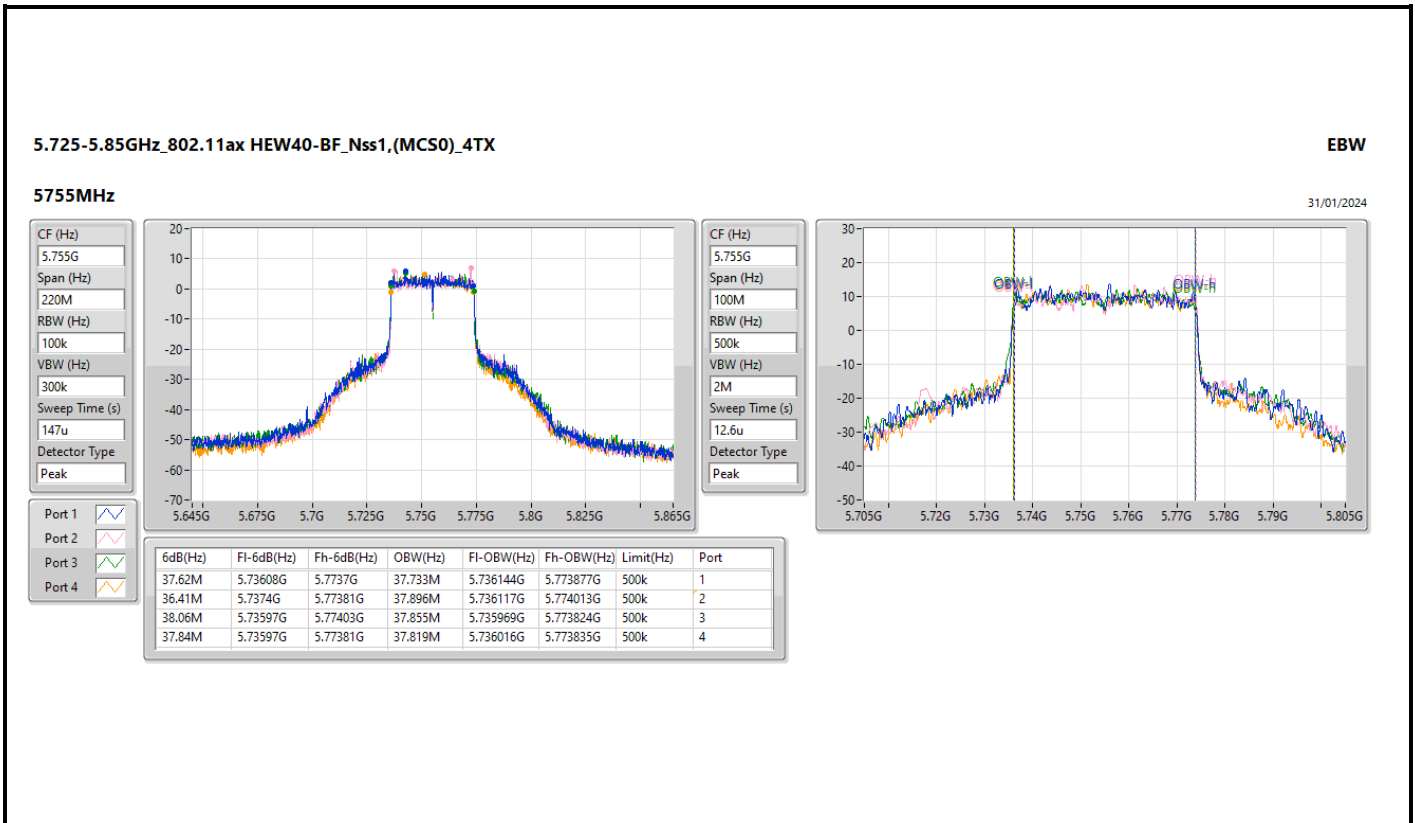
Detector Type
Peak

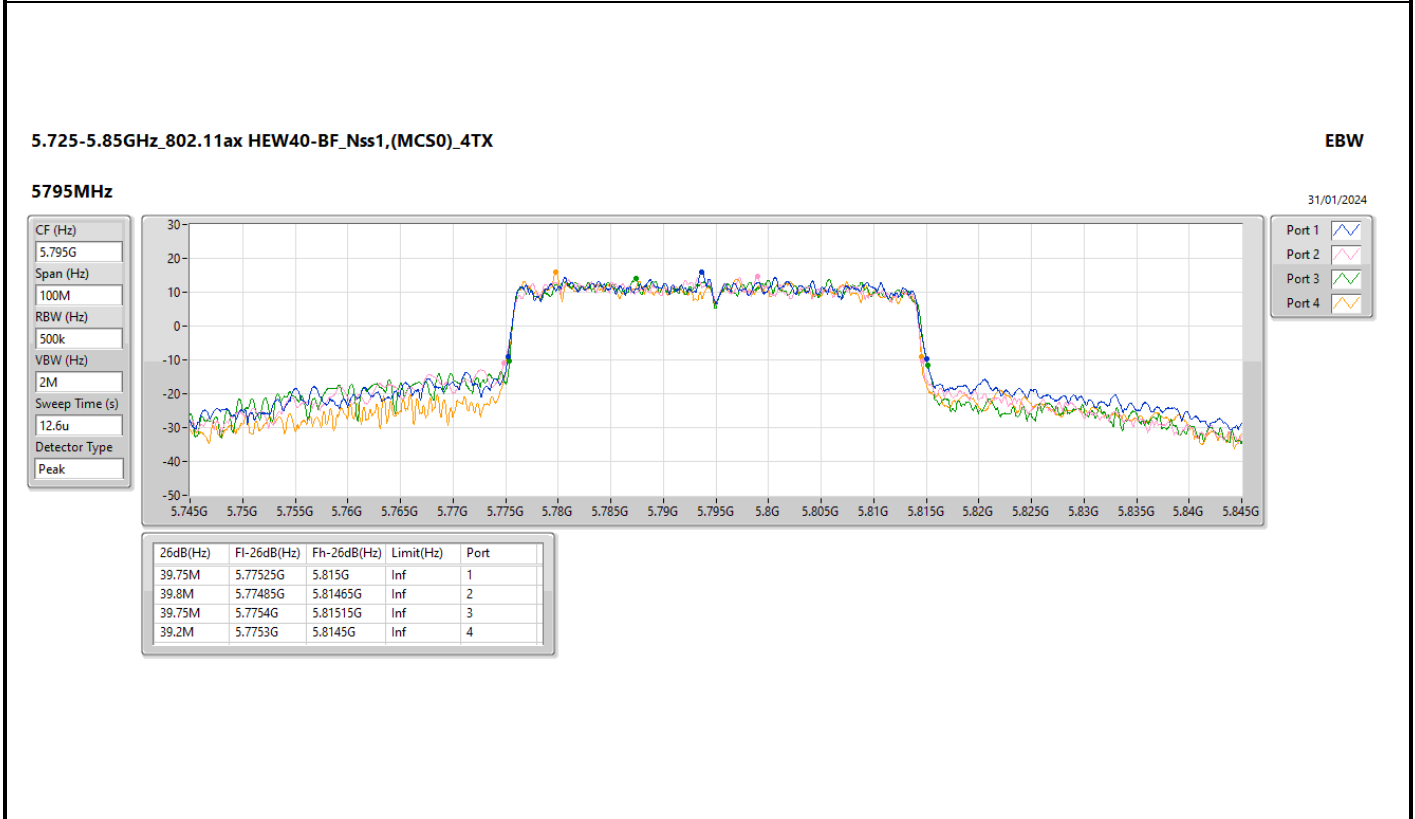
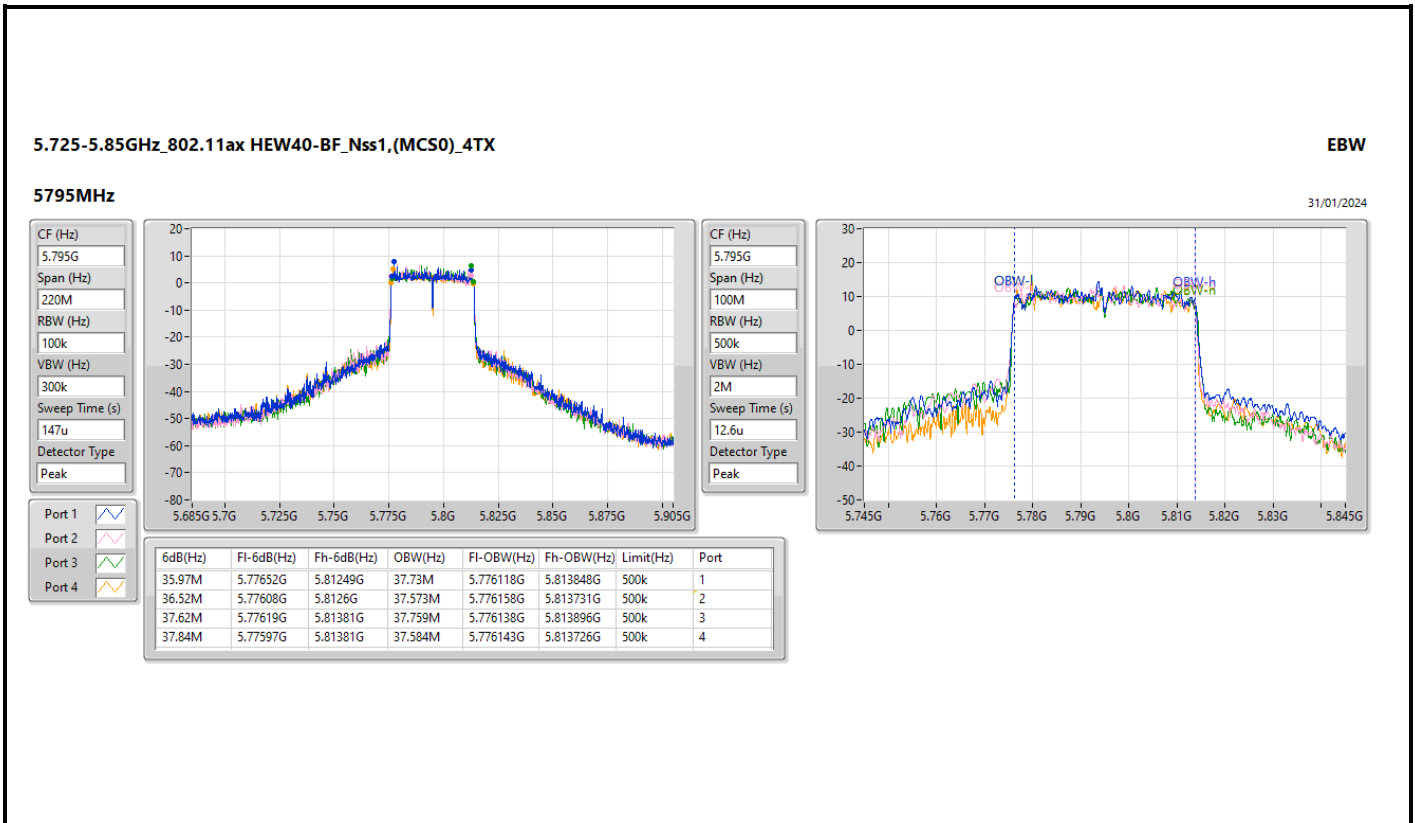


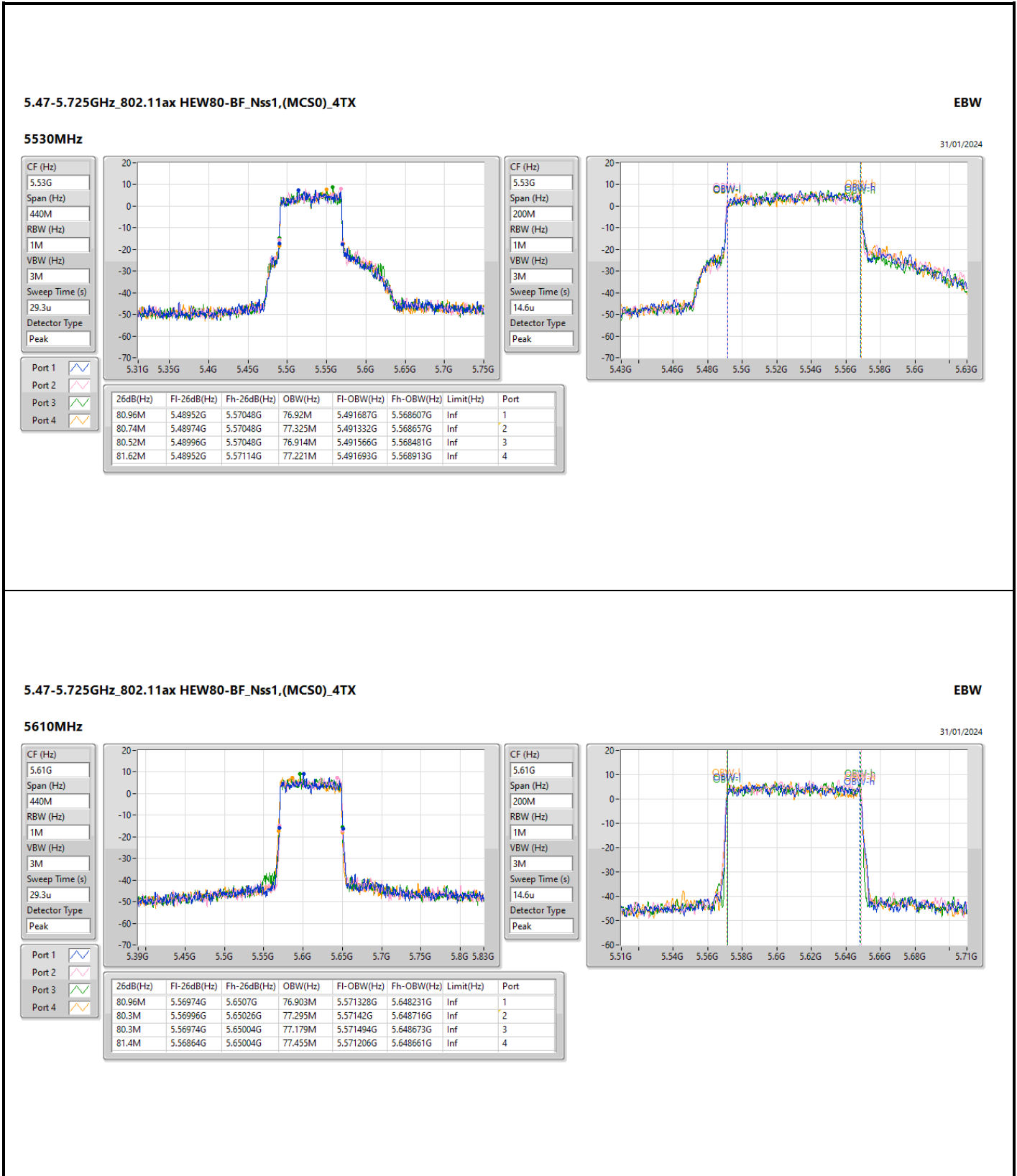
| 26dB(Hz) | Fl-26dB(Hz) | Fh-26dB(Hz) | OBW(Hz) | Fl-OBW(Hz) | Fh-OBW(Hz) | Limit(Hz) | Port |
|----------|-------------|-------------|---------|------------|------------|-----------|------|
| 40.15M | 5.52998G | 5.57013G | 37.639M | 5.531207G | 5.568847G | Inf | 1 |
| 39.71M | 5.52998G | 5.56969G | 37.85M | 5.531131G | 5.568981G | Inf | 2 |
| 39.49M | 5.53042G | 5.56991G | 37.621M | 5.531195G | 5.568816G | Inf | 3 |
| 39.82M | 5.5302G | 5.57002G | 37.583M | 5.531253G | 5.568836G | Inf | 4 |









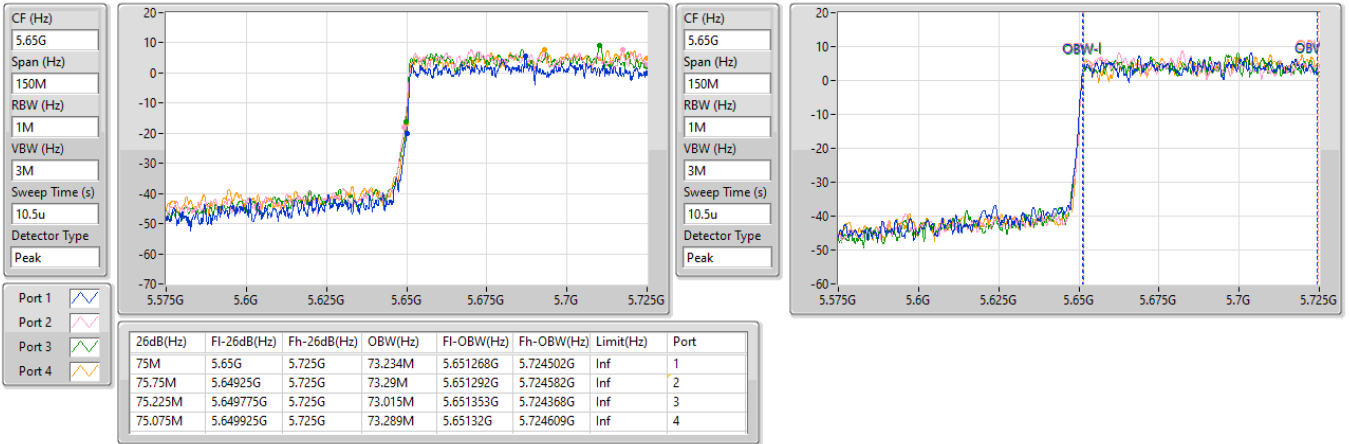


5.47-5.725GHz_802.11ax HEW80-BF_Nss1,(MCS0)_4TX

EBW

5690MHz Straddle 5.47-5.725GHz

31/01/2024

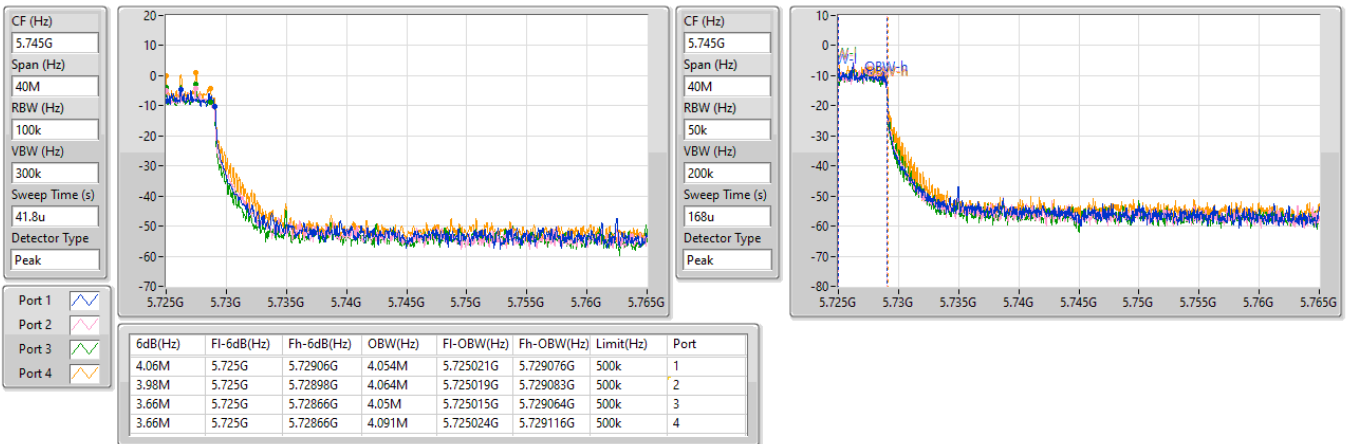


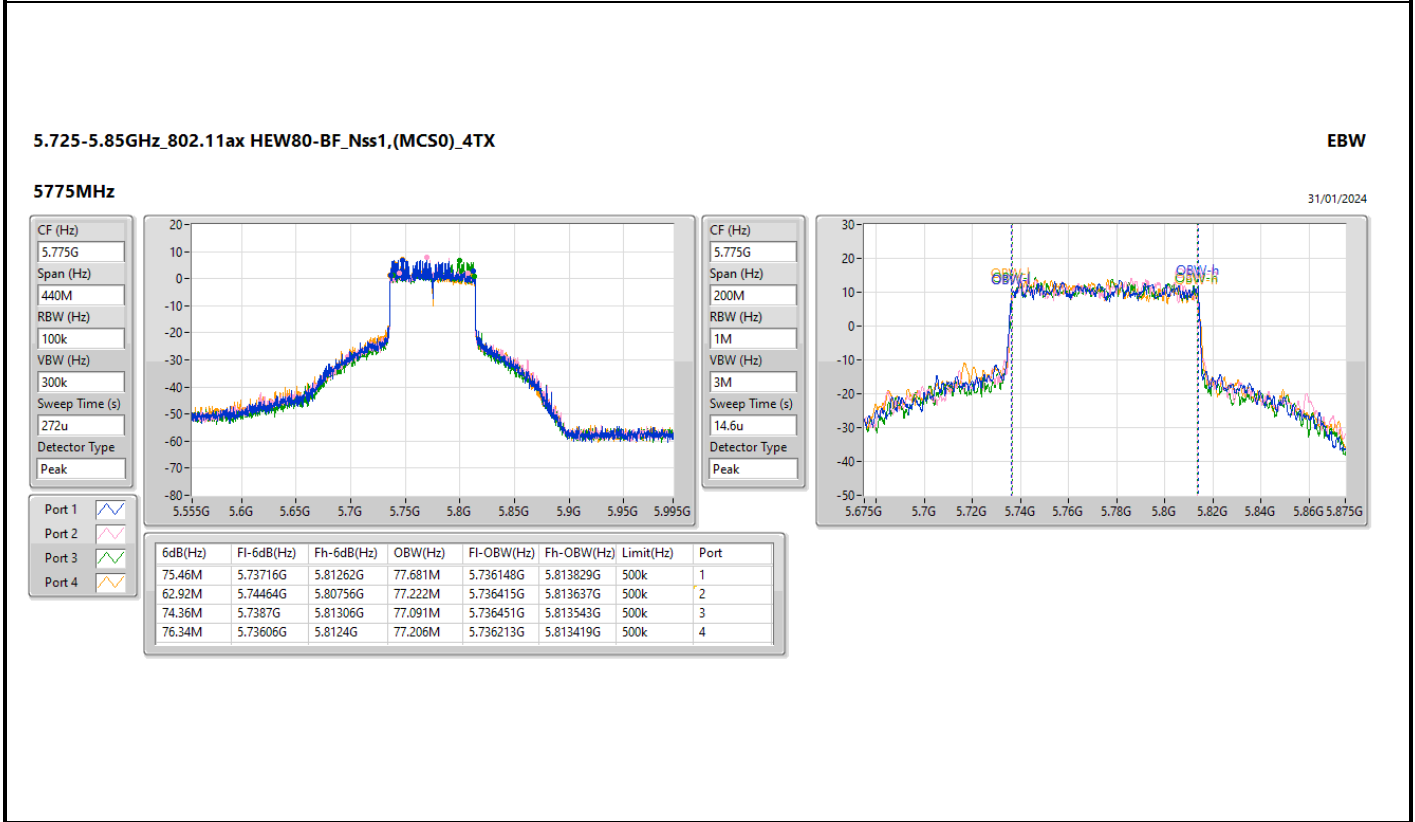
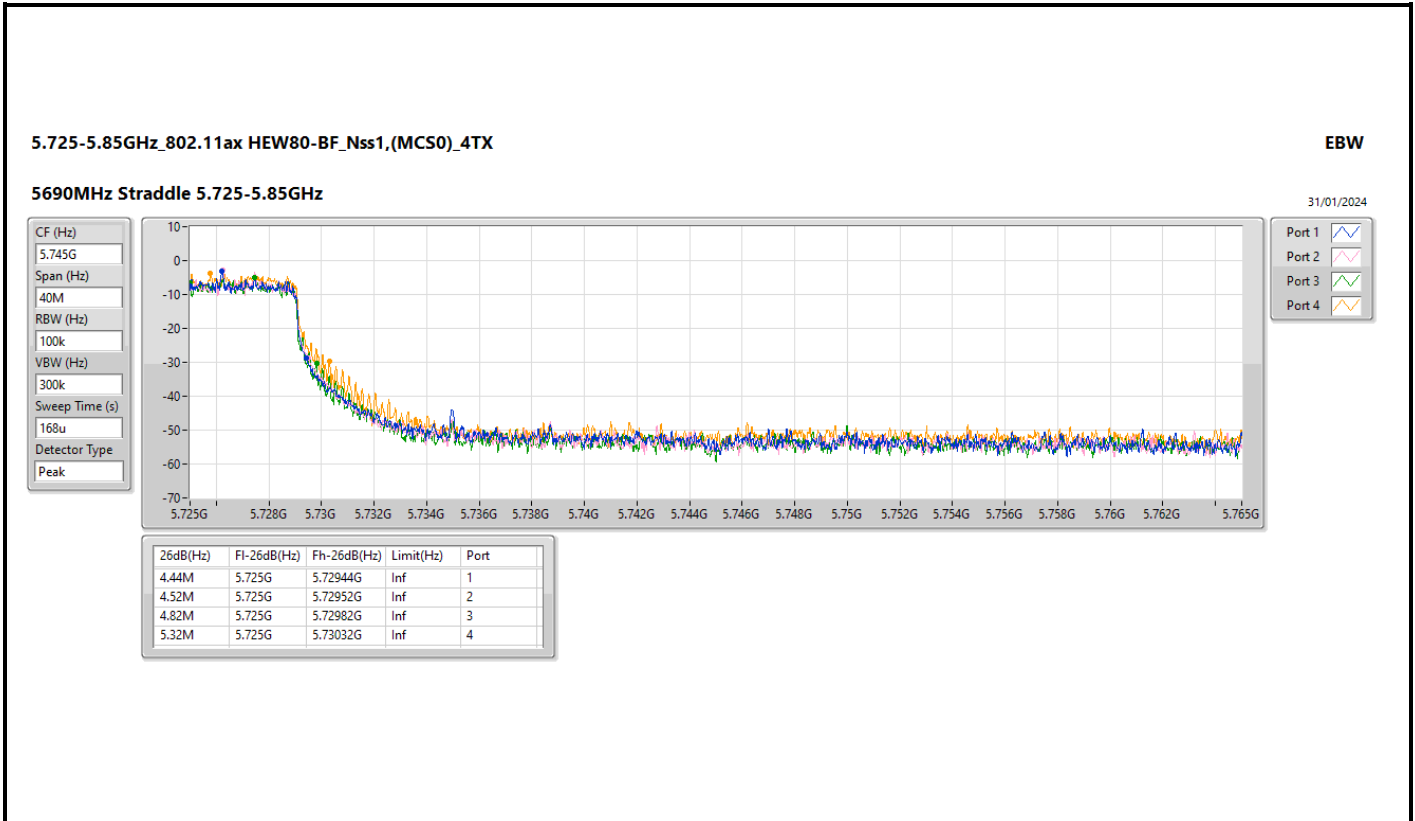
5.725-5.85GHz_802.11ax HEW80-BF_Nss1,(MCS0)_4TX

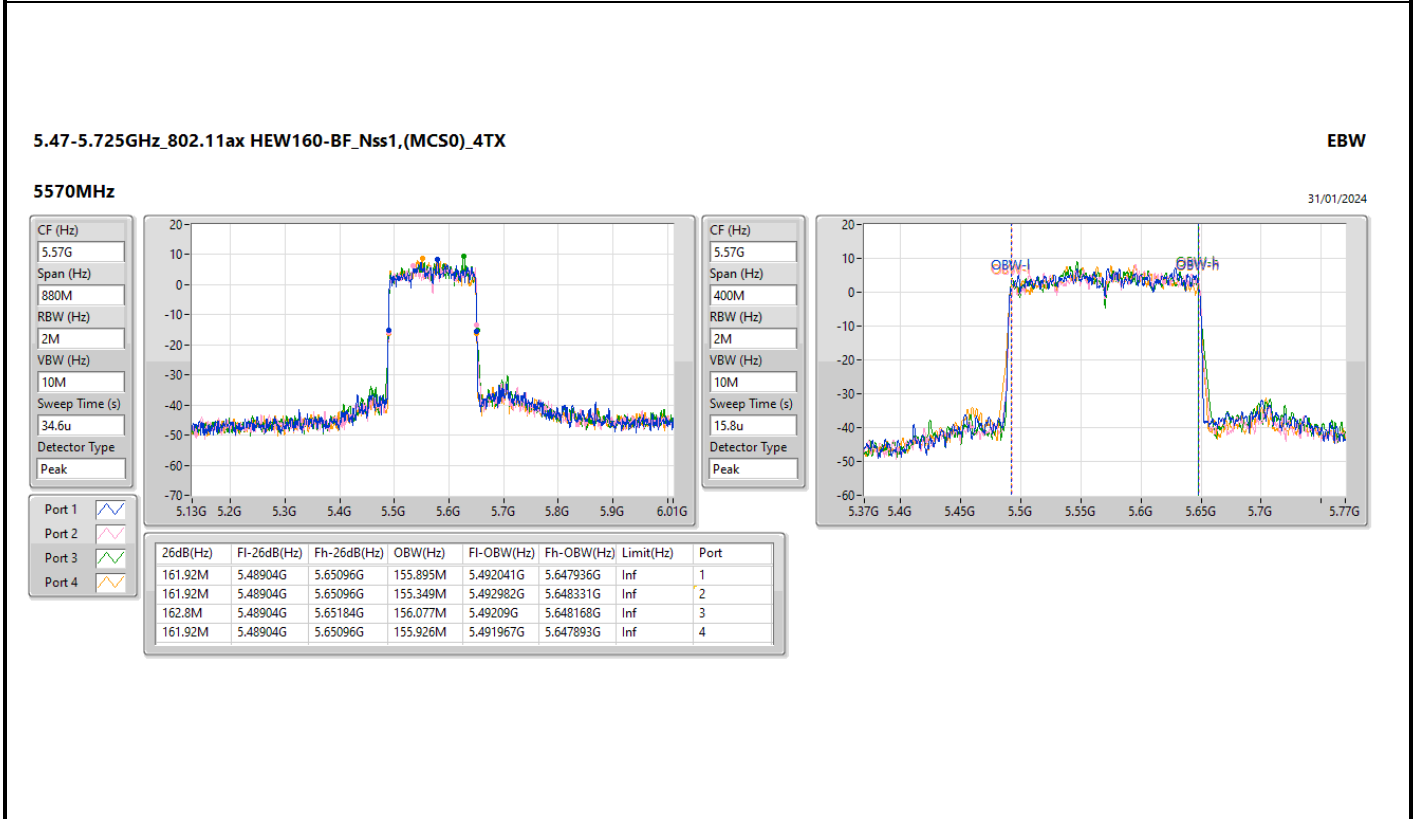
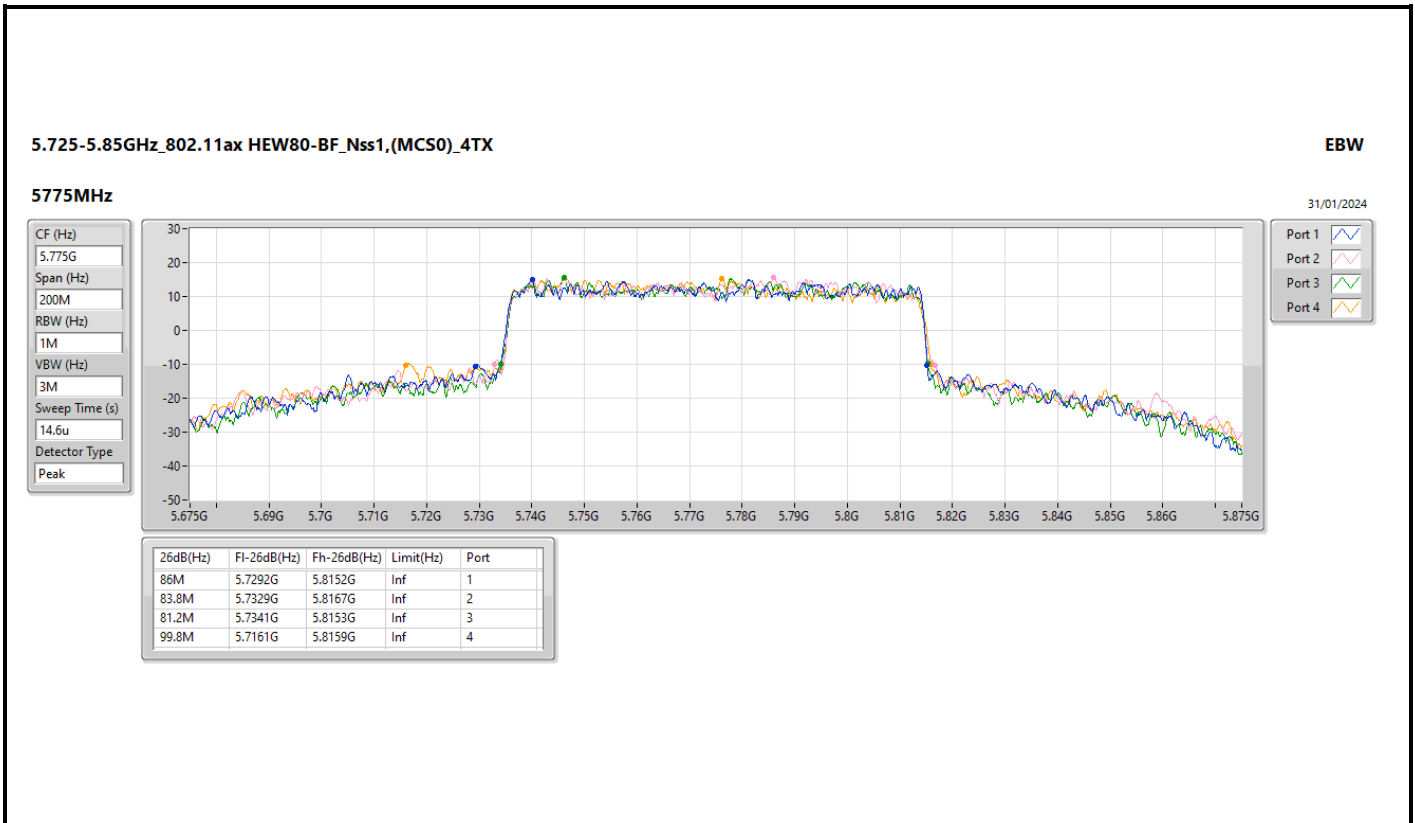
EBW

5690MHz Straddle 5.725-5.85GHz

31/01/2024









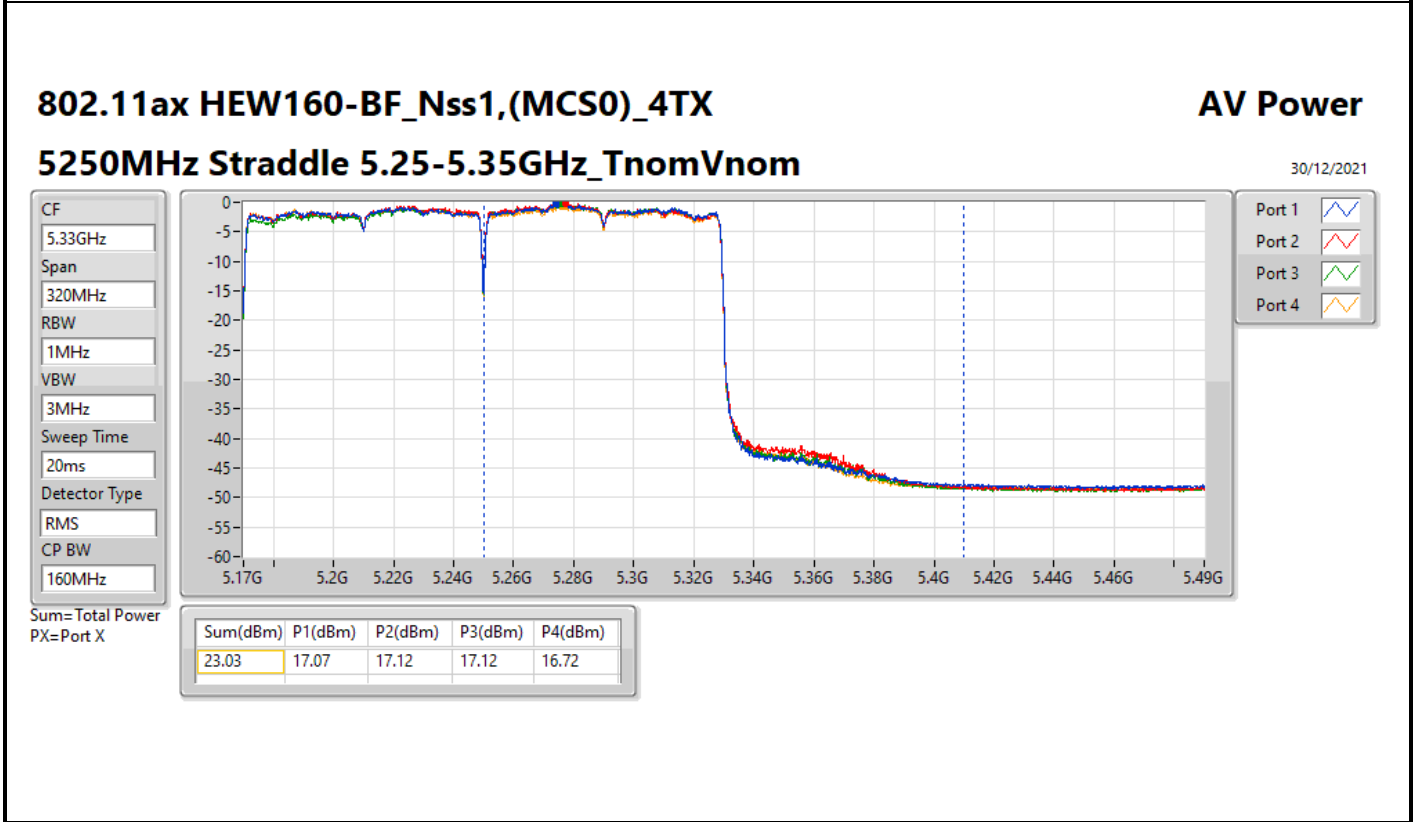
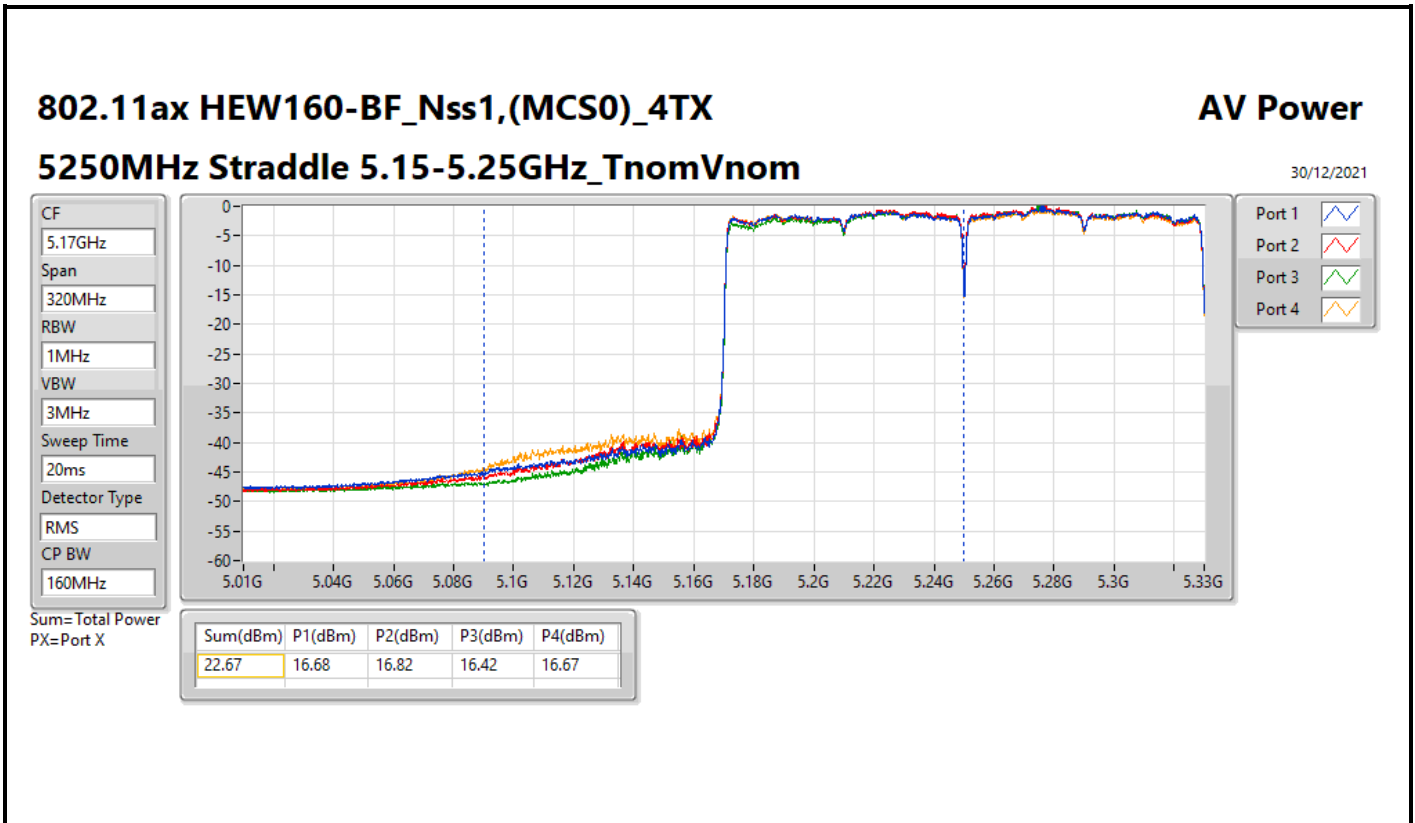
For UNII 1 and UNII 2A:
Summary

| Mode | Total Power (dBm) | Total Power (W) |
|------------------------------------|-------------------|-----------------|
| 5.15-5.25GHz | - | - |
| 802.11ax HEW20-BF_Nss1,(MCS0)_4TX | 29.71 | 0.93541 |
| 802.11ax HEW40-BF_Nss1,(MCS0)_4TX | 29.63 | 0.91833 |
| 802.11ax HEW80-BF_Nss1,(MCS0)_4TX | 27.14 | 0.51761 |
| 802.11ax HEW160-BF_Nss1,(MCS0)_4TX | 20.12 | 0.10280 |
| 5.25-5.35GHz | - | - |
| 802.11ax HEW20-BF_Nss1,(MCS0)_4TX | 23.59 | 0.22856 |
| 802.11ax HEW40-BF_Nss1,(MCS0)_4TX | 23.53 | 0.22542 |
| 802.11ax HEW80-BF_Nss1,(MCS0)_4TX | 23.46 | 0.22182 |
| 802.11ax HEW160-BF_Nss1,(MCS0)_4TX | 20.42 | 0.11015 |

Result

| Mode | Result | DG (dBi) | Port 1 (dBm) | Port 2 (dBm) | Port 3 (dBm) | Port 4 (dBm) | Total Power (dBm) | Power Limit (dBm) |
|------------------------------------|--------|----------|--------------|--------------|--------------|--------------|-------------------|-------------------|
| 802.11ax HEW20-BF_Nss1,(MCS0)_4TX | - | - | - | - | - | - | - | - |
| 5180MHz | Pass | 6.17 | 22.36 | 22.69 | 21.63 | 22.65 | 28.37 | 29.83 |
| 5200MHz | Pass | 6.17 | 23.71 | 23.43 | 24.00 | 23.62 | 29.71 | 29.83 |
| 5240MHz | Pass | 6.17 | 23.54 | 23.73 | 23.81 | 23.49 | 29.66 | 29.83 |
| 5260MHz | Pass | 6.32 | 17.63 | 16.94 | 18.02 | 17.63 | 23.59 | 23.66 |
| 802.11ax HEW40-BF_Nss1,(MCS0)_4TX | - | - | - | - | - | - | - | - |
| 5190MHz | Pass | 6.17 | 21.2 | 21.3 | 20.24 | 21.14 | 27.01 | 29.83 |
| 5230MHz | Pass | 6.17 | 23.86 | 23.51 | 23.63 | 23.44 | 29.63 | 29.83 |
| 5310MHz | Pass | 6.32 | 18.00 | 17.05 | 17.43 | 17.49 | 23.53 | 23.66 |
| 802.11ax HEW80-BF_Nss1,(MCS0)_4TX | - | - | - | - | - | - | - | - |
| 5210MHz | Pass | 6.17 | 21.57 | 21.35 | 20.39 | 21.09 | 27.14 | 29.83 |
| 5290MHz | Pass | 6.32 | 17.60 | 16.98 | 17.51 | 17.63 | 23.46 | 23.66 |
| 802.11ax HEW160-BF_Nss1,(MCS0)_4TX | - | - | - | - | - | - | - | - |
| 5250MHz Straddle 5.15-5.25GHz | Pass | 6.17 | 14.31 | 14.45 | 13.34 | 14.23 | 20.12 | 29.83 |
| 5250MHz Straddle 5.25-5.35GHz | Pass | 6.32 | 14.95 | 14.39 | 13.77 | 14.41 | 20.42 | 23.66 |

DG = Directional Gain; Port X = Port X output power





For UNII 2C and UNII 3:

Summary

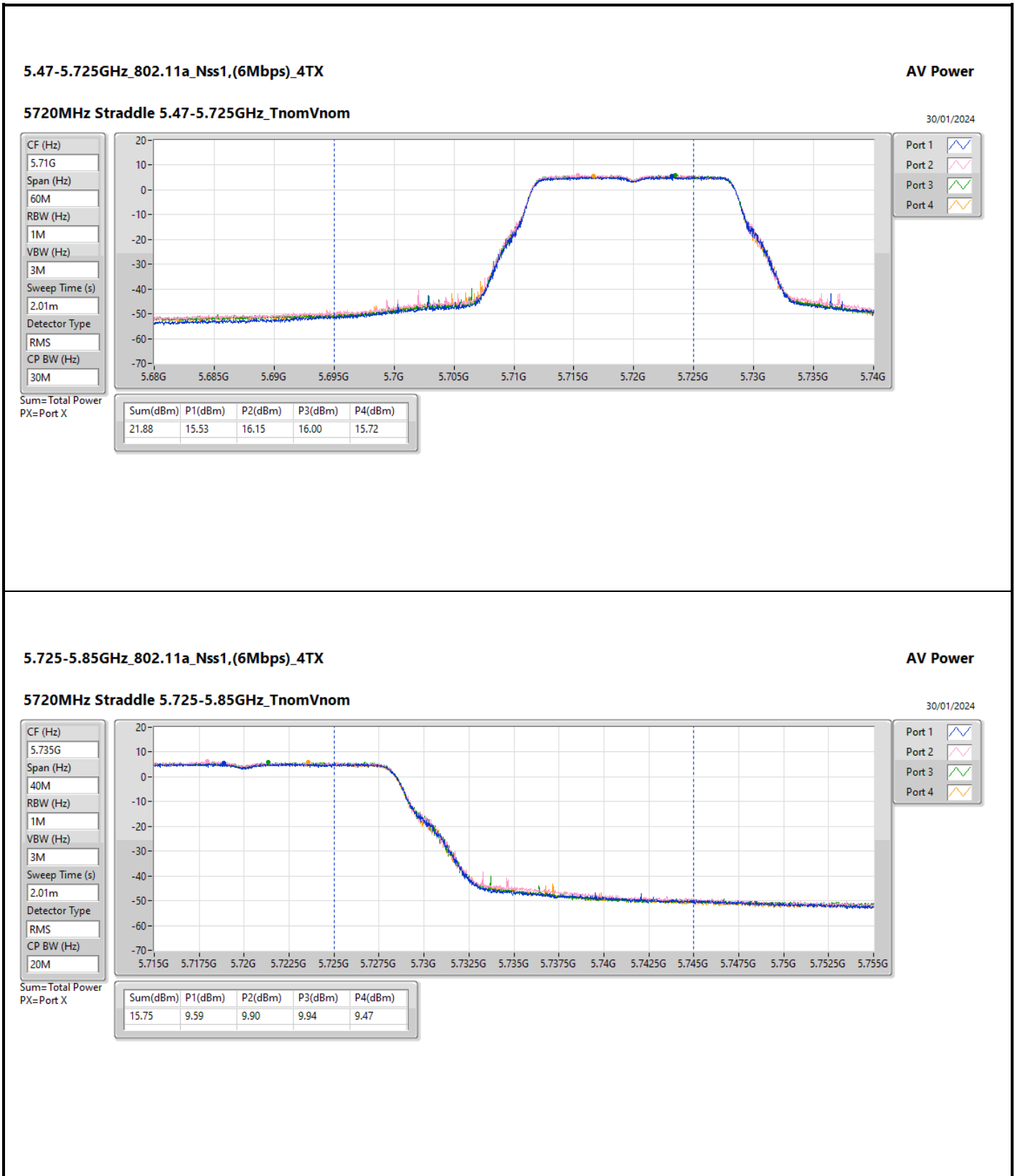
| Mode | Total Power (dBm) | Total Power (W) |
|--------------------------|-------------------|-----------------|
| 5.47-5.725GHz | - | - |
| 802.11a_Nss1,(6Mbps)_4TX | 23.37 | 0.21727 |



Result

| Mode | Result | DG (dBi) | Port 1 (dBm) | Port 2 (dBm) | Port 3 (dBm) | Port 4 (dBm) | Total Power (dBm) | Power Limit (dBm) |
|--------------------------------|--------|----------|--------------|--------------|--------------|--------------|-------------------|-------------------|
| 802.11a_Nss1,(6Mbps)_4TX | - | - | - | - | - | - | - | - |
| 5500MHz | Pass | 4.84 | 17.11 | 17.28 | 17.13 | 17.18 | 23.20 | 23.98 |
| 5580MHz | Pass | 4.84 | 17.10 | 17.46 | 17.24 | 17.12 | 23.25 | 23.98 |
| 5700MHz | Pass | 4.84 | 17.04 | 17.74 | 17.53 | 17.04 | 23.37 | 23.98 |
| 5720MHz Straddle 5.47-5.725GHz | Pass | 4.84 | 15.53 | 16.15 | 16.00 | 15.72 | 21.88 | 22.92 |
| 5720MHz Straddle 5.725-5.85GHz | Pass | 4.77 | 9.59 | 9.90 | 9.94 | 9.47 | 15.75 | 30.00 |

DG = Directional Gain; Port X = Port X output power



5.725-5.85GHz_802.11a_Nss1,(6Mbps)_4TX

AV Power

5720MHz Straddle 5.725-5.85GHz_TnomVnom

30/01/2024

CF (Hz)
5.735G

Span (Hz)
40M

RBW (Hz)
1M

VBW (Hz)
3M

Sweep Time (s)
2.01m

Detector Type
RMS

CP BW (Hz)
20M



Port 1 

Port 2 

Port 3 

Port 4 

Sum=Total Power
PX=Port X

| Sum(dBm) | P1(dBm) | P2(dBm) | P3(dBm) | P4(dBm) |
|----------|---------|---------|---------|---------|
| 15.75 | 9.59 | 9.90 | 9.94 | 9.47 |



For UNII 2C and UNII 3:
Summary

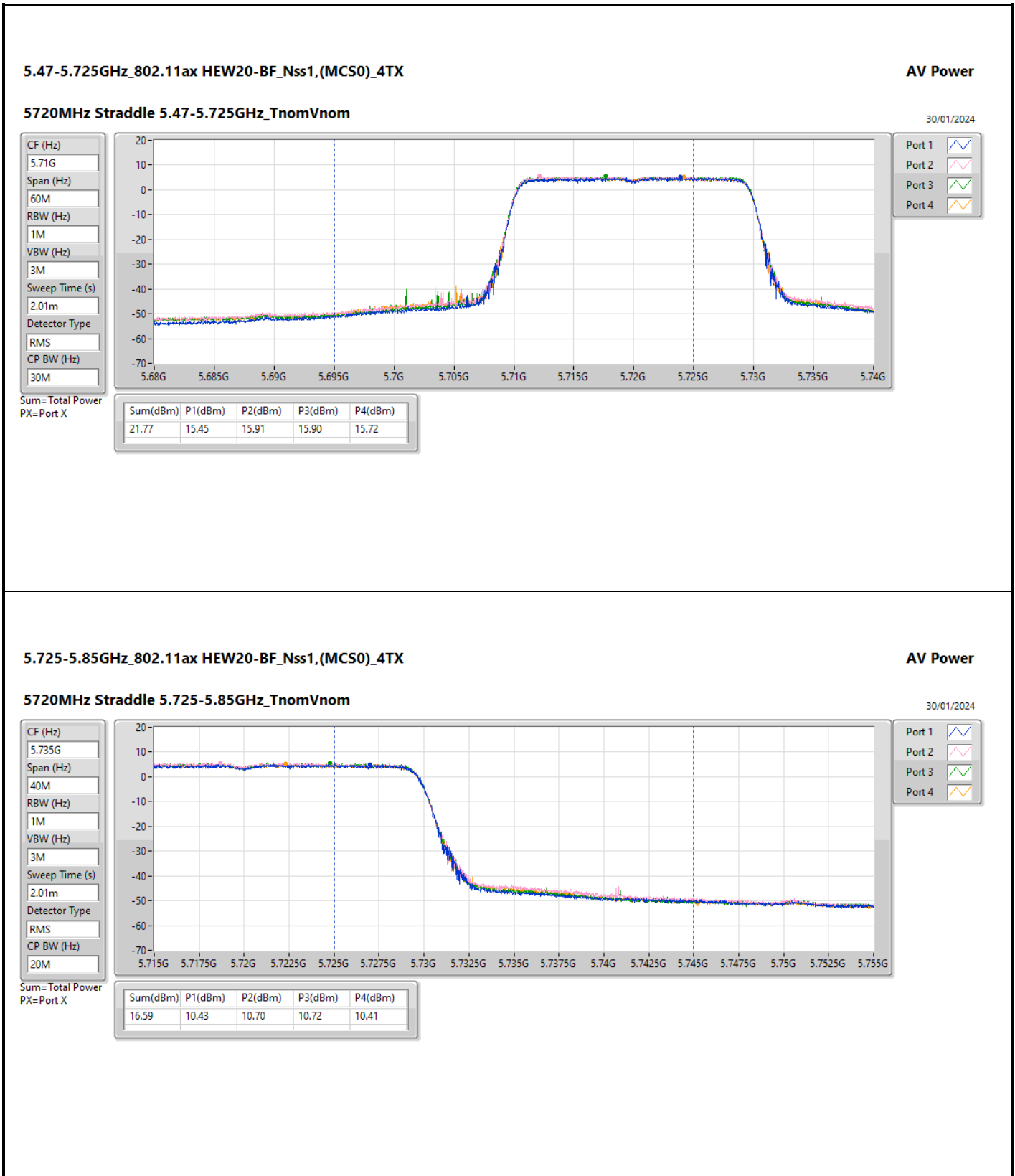
| Mode | Total Power (dBm) | Total Power (W) |
|------------------------------------|-------------------|-----------------|
| 5.47-5.725GHz | - | - |
| 802.11ax HEW20-BF_Nss1,(MCS0)_4TX | 22.96 | 0.19770 |
| 802.11ax HEW40-BF_Nss1,(MCS0)_4TX | 22.92 | 0.19588 |
| 802.11ax HEW80-BF_Nss1,(MCS0)_4TX | 22.99 | 0.19907 |
| 802.11ax HEW160-BF_Nss1,(MCS0)_4TX | 22.90 | 0.19498 |
| 5.725-5.85GHz | - | - |
| 802.11ax HEW20-BF_Nss1,(MCS0)_4TX | 29.32 | 0.85507 |
| 802.11ax HEW40-BF_Nss1,(MCS0)_4TX | 29.43 | 0.87700 |
| 802.11ax HEW80-BF_Nss1,(MCS0)_4TX | 29.45 | 0.88105 |



Result

| Mode | Result | DG (dBi) | Port 1 (dBm) | Port 2 (dBm) | Port 3 (dBm) | Port 4 (dBm) | Total Power (dBm) | Power Limit (dBm) |
|------------------------------------|--------|----------|--------------|--------------|--------------|--------------|-------------------|-------------------|
| 802.11ax HEW20-BF_Nss1,(MCS0)_4TX | - | - | - | - | - | - | - | - |
| 5500MHz | Pass | 6.97 | 16.85 | 16.89 | 16.65 | 16.79 | 22.82 | 23.01 |
| 5580MHz | Pass | 6.97 | 16.85 | 17.04 | 16.93 | 16.94 | 22.96 | 23.01 |
| 5700MHz | Pass | 6.97 | 16.43 | 17.04 | 17.04 | 16.72 | 22.84 | 23.01 |
| 5720MHz Straddle 5.47-5.725GHz | Pass | 6.97 | 15.45 | 15.91 | 15.90 | 15.72 | 21.77 | 21.86 |
| 5720MHz Straddle 5.725-5.85GHz | Pass | 6.48 | 10.43 | 10.70 | 10.72 | 10.41 | 16.59 | 29.52 |
| 5745MHz | Pass | 6.48 | 23.24 | 23.27 | 23.26 | 23.25 | 29.28 | 29.52 |
| 5785MHz | Pass | 6.48 | 23.27 | 23.18 | 23.39 | 23.30 | 29.31 | 29.52 |
| 5825MHz | Pass | 6.48 | 23.21 | 23.19 | 23.49 | 23.30 | 29.32 | 29.52 |
| 802.11ax HEW40-BF_Nss1,(MCS0)_4TX | - | - | - | - | - | - | - | - |
| 5510MHz | Pass | 6.97 | 16.65 | 16.92 | 17.11 | 16.82 | 22.90 | 23.01 |
| 5550MHz | Pass | 6.97 | 16.56 | 16.88 | 17.03 | 16.63 | 22.80 | 23.01 |
| 5670MHz | Pass | 6.97 | 16.40 | 17.18 | 17.19 | 16.78 | 22.92 | 23.01 |
| 5710MHz Straddle 5.47-5.725GHz | Pass | 6.97 | 16.67 | 16.92 | 17.11 | 16.37 | 22.80 | 23.01 |
| 5710MHz Straddle 5.725-5.85GHz | Pass | 6.48 | 7.56 | 6.97 | 7.40 | 6.57 | 13.16 | 29.52 |
| 5755MHz | Pass | 6.48 | 23.34 | 23.43 | 23.60 | 23.28 | 29.43 | 29.52 |
| 5795MHz | Pass | 6.48 | 23.18 | 23.42 | 23.56 | 23.40 | 29.41 | 29.52 |
| 802.11ax HEW80-BF_Nss1,(MCS0)_4TX | - | - | - | - | - | - | - | - |
| 5530MHz | Pass | 6.97 | 16.68 | 16.89 | 17.20 | 16.87 | 22.93 | 23.01 |
| 5610MHz | Pass | 6.97 | 16.94 | 17.18 | 17.13 | 16.61 | 22.99 | 23.01 |
| 5690MHz Straddle 5.47-5.725GHz | Pass | 6.97 | 16.91 | 16.86 | 16.92 | 16.67 | 22.86 | 23.01 |
| 5690MHz Straddle 5.725-5.85GHz | Pass | 6.48 | 4.77 | 2.97 | 3.23 | 3.20 | 9.63 | 29.52 |
| 5775MHz | Pass | 6.48 | 23.31 | 23.42 | 23.53 | 23.44 | 29.45 | 29.52 |
| 802.11ax HEW160-BF_Nss1,(MCS0)_4TX | - | - | - | - | - | - | - | - |
| 5570MHz | Pass | 6.97 | 16.59 | 17.08 | 16.99 | 16.86 | 22.90 | 23.01 |

DG = Directional Gain; Port X = Port X output power



5.725-5.85GHz_802.11ax HEW20-BF_Nss1,(MCS0)_4TX

AV Power

5720MHz Straddle 5.725-5.85GHz_TnomVnom

30/01/2024

CF (Hz)
5.735G

Span (Hz)
40M

RBW (Hz)
1M

VBW (Hz)
3M

Sweep Time (s)
2.01m

Detector Type
RMS

CP BW (Hz)
20M



Port 1

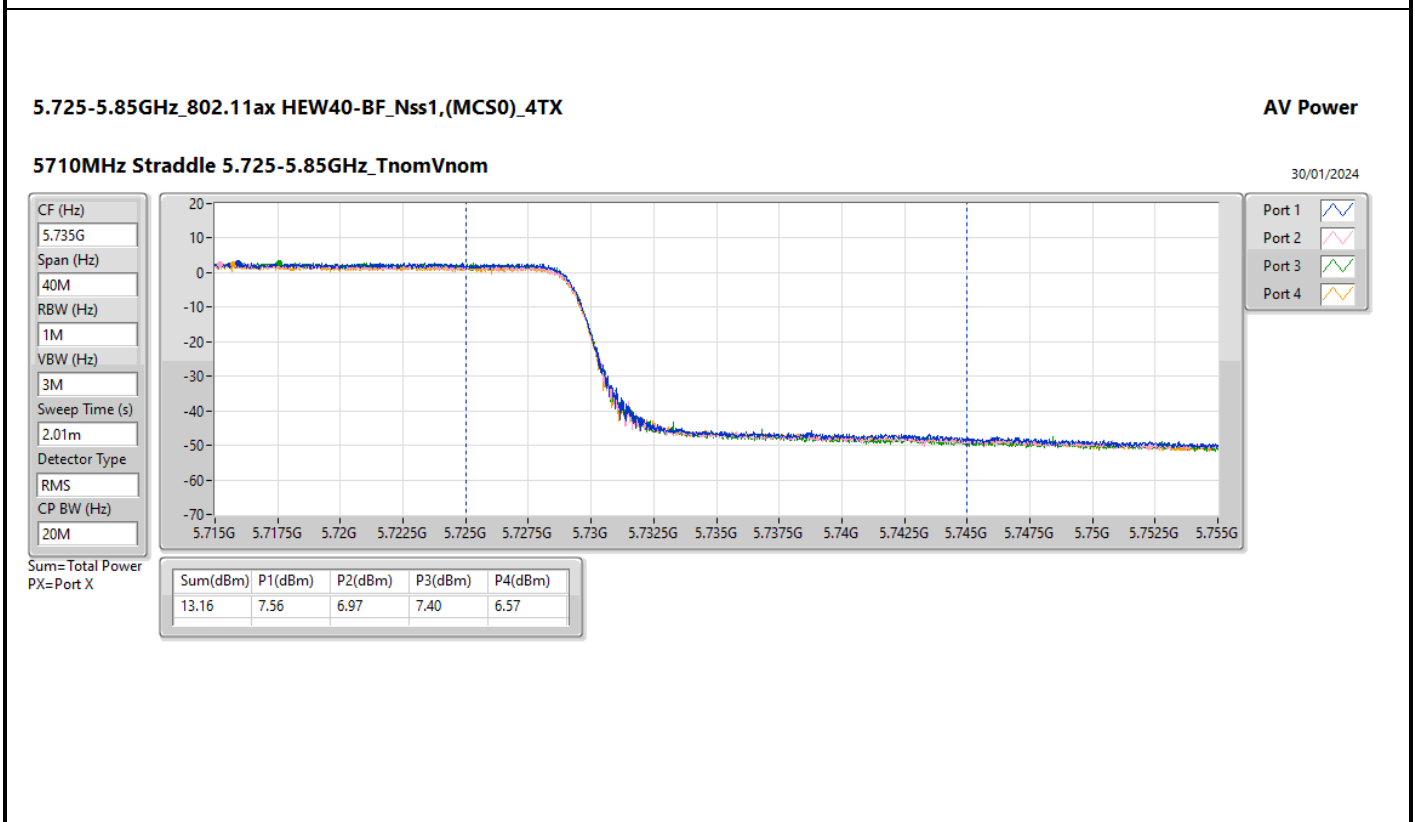
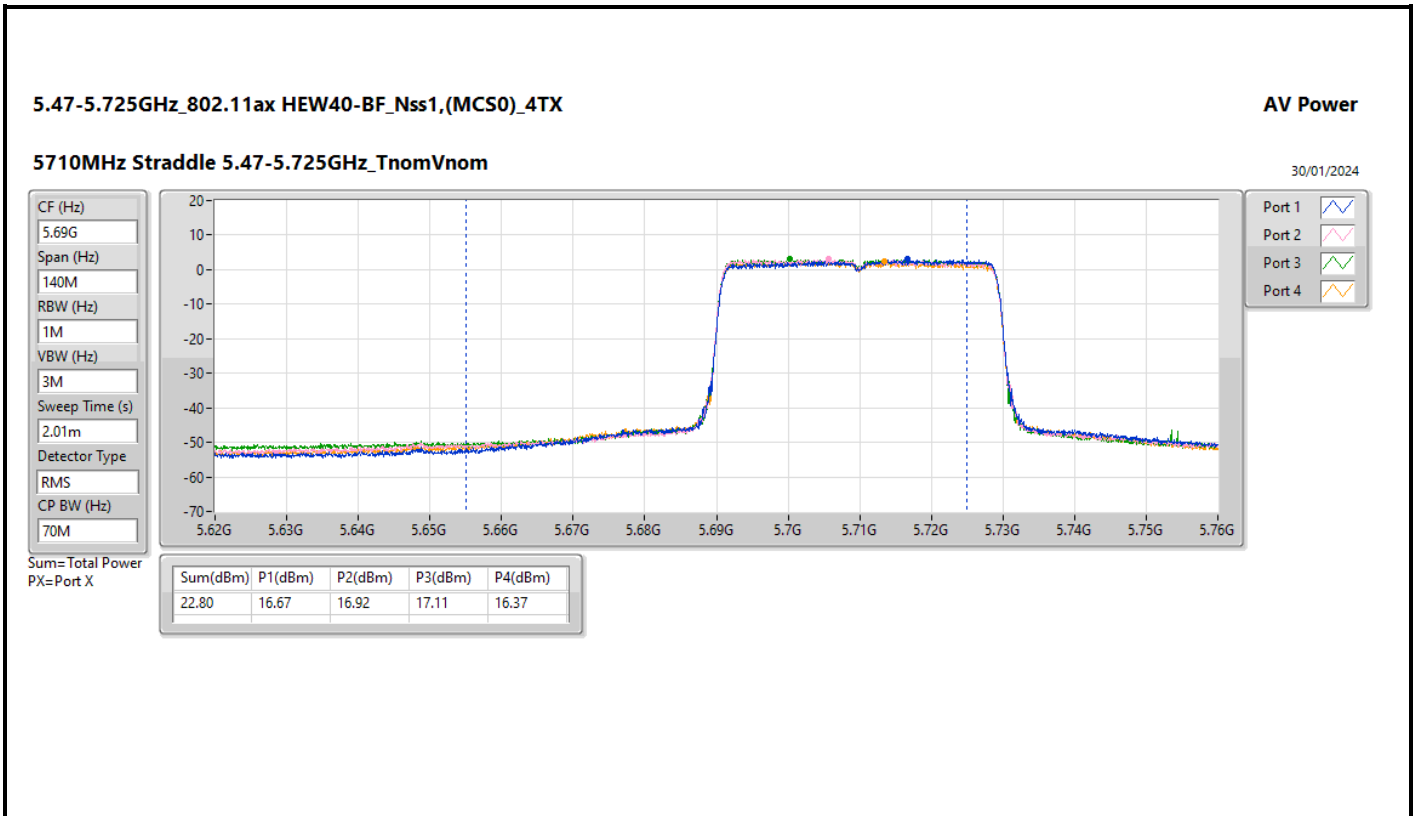
Port 2

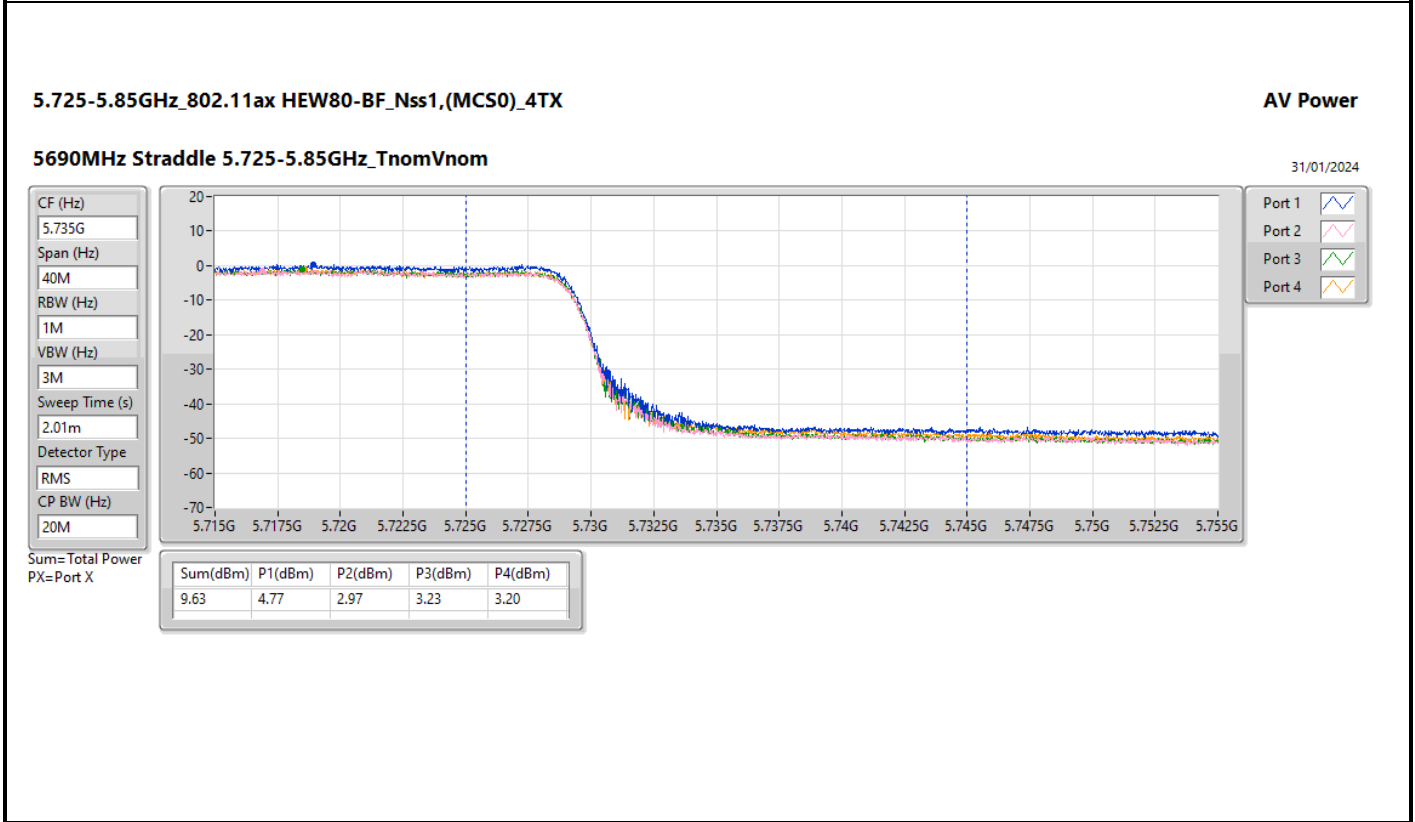
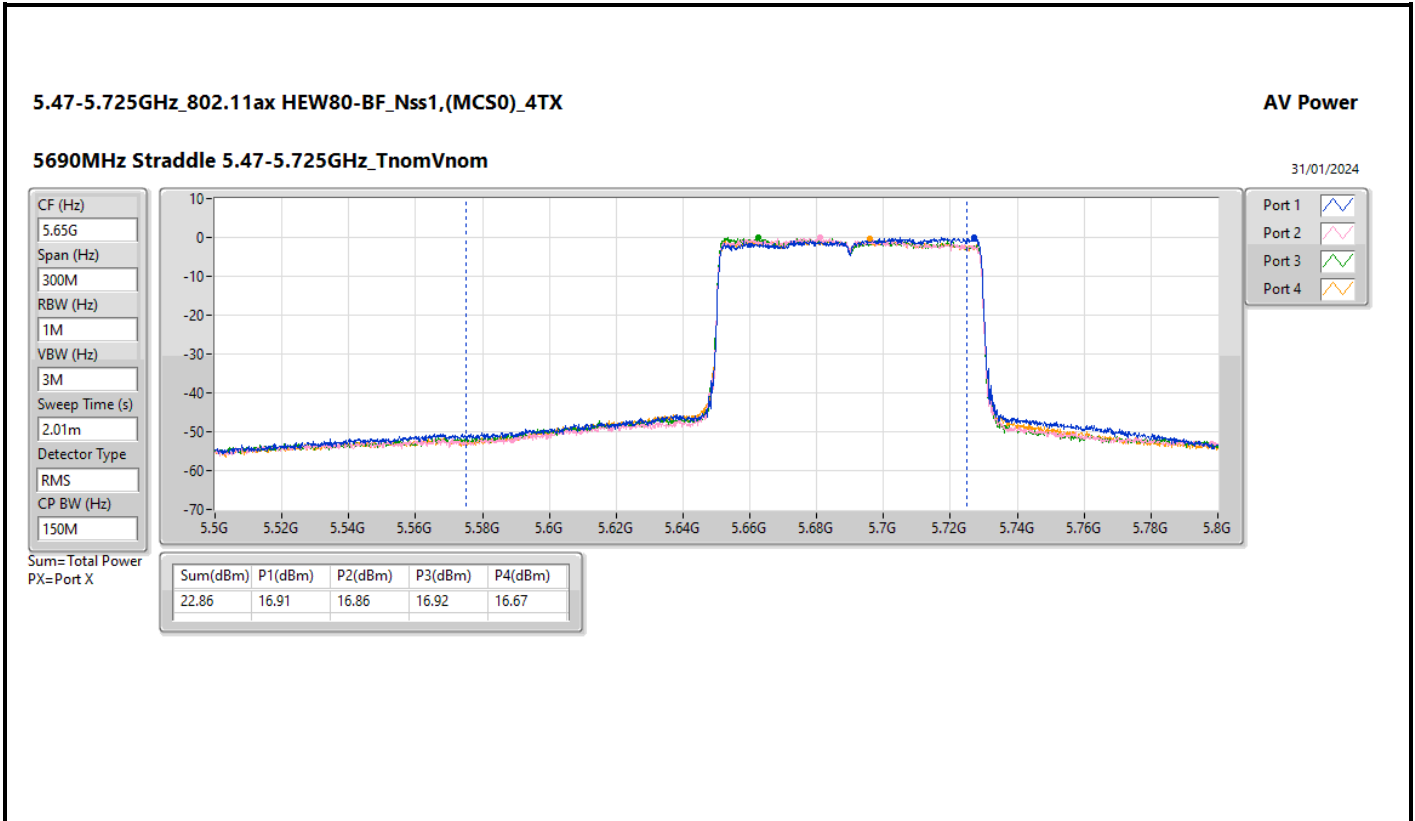
Port 3

Port 4

Sum=Total Power
PX=Port X

| Sum(dBm) | P1(dBm) | P2(dBm) | P3(dBm) | P4(dBm) |
|----------|---------|---------|---------|---------|
| 16.59 | 10.43 | 10.70 | 10.72 | 10.41 |







For UNII 1 and UNII 2A:
Summary

| Mode | PD (dBm/RBW) |
|------------------------------------|-----------------|
| 5.15-5.25GHz | - |
| 802.11ax HEW20-BF_Nss1,(MCS0)_4TX | 15.77 |
| 802.11ax HEW40-BF_Nss1,(MCS0)_4TX | 12.74 |
| 802.11ax HEW80-BF_Nss1,(MCS0)_4TX | 7.55 |
| 802.11ax HEW160-BF_Nss1,(MCS0)_4TX | 1.35 |
| 5.25-5.35GHz | - |
| 802.11ax HEW20-BF_Nss1,(MCS0)_4TX | 9.96 |
| 802.11ax HEW40-BF_Nss1,(MCS0)_4TX | 7.07 |
| 802.11ax HEW80-BF_Nss1,(MCS0)_4TX | 4.12 |
| 802.11ax HEW160-BF_Nss1,(MCS0)_4TX | 1.78 |

RBW = 500kHz for 5.725-5.85GHz band / 1MHz for other band;

Result

| Mode | Result | DG (dBi) | Port 1 (dBm/RBW) | Port 2 (dBm/RBW) | Port 3 (dBm/RBW) | Port 4 (dBm/RBW) | PD (dBm/RBW) | PD Limit (dBm/RBW) |
|------------------------------------|--------|----------|------------------|------------------|------------------|------------------|--------------|--------------------|
| 802.11ax HEW20-BF_Nss1,(MCS0)_4TX | - | - | - | - | - | - | - | - |
| 5180MHz | Pass | 6.17 | 8.22 | 9.09 | 8.6 | 8.82 | 14.64 | 16.83 |
| 5200MHz | Pass | 6.17 | 9.73 | 9.79 | 10.03 | 9.83 | 15.77 | 16.83 |
| 5240MHz | Pass | 6.17 | 9.59 | 9.80 | 9.98 | 9.72 | 15.76 | 16.83 |
| 5260MHz | Pass | 6.32 | 4.02 | 3.24 | 4.42 | 3.96 | 9.83 | 10.68 |
| 802.11ax HEW40-BF_Nss1,(MCS0)_4TX | - | - | - | - | - | - | - | - |
| 5190MHz | Pass | 6.17 | 4.08 | 4.62 | 3.84 | 4.23 | 10.16 | 16.83 |
| 5230MHz | Pass | 6.17 | 6.95 | 6.70 | 6.93 | 6.58 | 12.74 | 16.83 |
| 5310MHz | Pass | 6.32 | 1.37 | 0.65 | 1.02 | 0.90 | 6.94 | 10.68 |
| 802.11ax HEW80-BF_Nss1,(MCS0)_4TX | - | - | - | - | - | - | - | - |
| 5210MHz | Pass | 6.17 | 1.5 | 1.89 | 1.38 | 1.39 | 7.55 | 16.83 |
| 5290MHz | Pass | 6.32 | -1.72 | -2.27 | -1.60 | -1.77 | 4.12 | 10.68 |
| 802.11ax HEW160-BF_Nss1,(MCS0)_4TX | - | - | - | - | - | - | - | - |
| 5250MHz Straddle 5.15-5.25GHz | Pass | 6.17 | -4.77 | -4.37 | -4.77 | -4.63 | 1.35 | 16.83 |
| 5250MHz Straddle 5.25-5.35GHz | Pass | 6.32 | -4.07 | -4.25 | -4.17 | -4.27 | 1.78 | 10.68 |

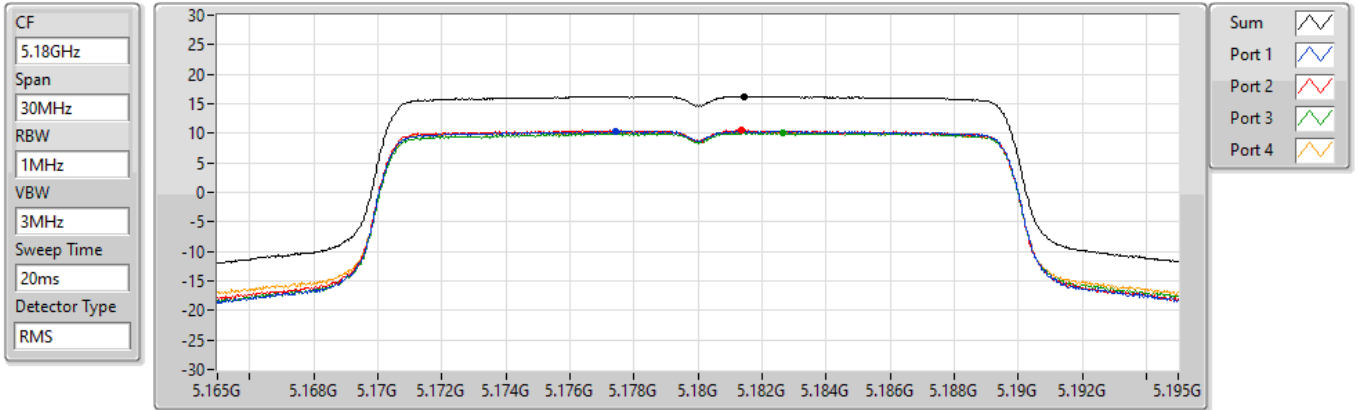
DG = Directional Gain; RBW = 500kHz for 5.725-5.85GHz band / 1MHz for other band;
 PD = trace bin-by-bin of each transmits port summing can be performed maximum power density; Port X = Port X Power Density;

802.11ax HEW20-BF_Nss1,(MCS0)_4TX

PSD

5180MHz

29/12/2021



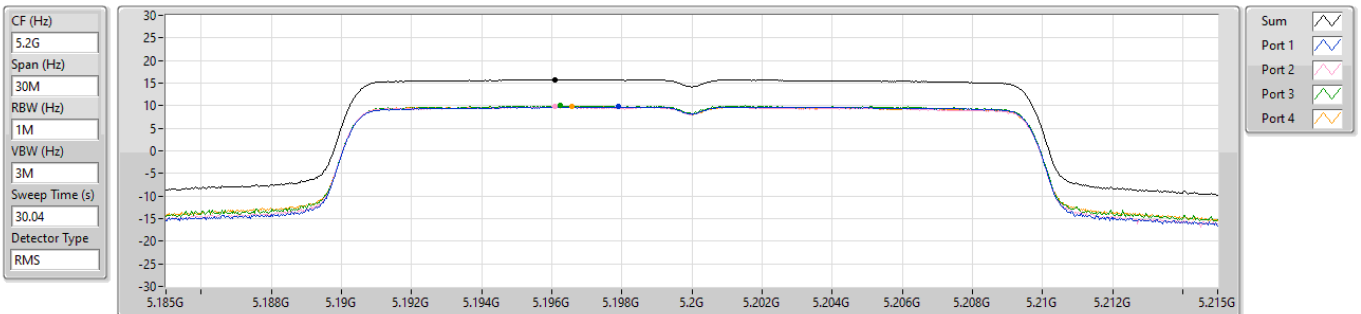
| Sum | PD | Port 1 | Port 2 | Port 3 | Port 4 |
|-----------|-----------|-----------|-----------|-----------|-----------|
| (dBm/RBW) | (dBm/RBW) | (dBm/RBW) | (dBm/RBW) | (dBm/RBW) | (dBm/RBW) |
| 16.27 | 16.27 | 10.35 | 10.50 | 10.06 | 10.28 |

5.15-5.25GHz_802.11ax HEW20-BF_Nss1,(MCS0)_4TX

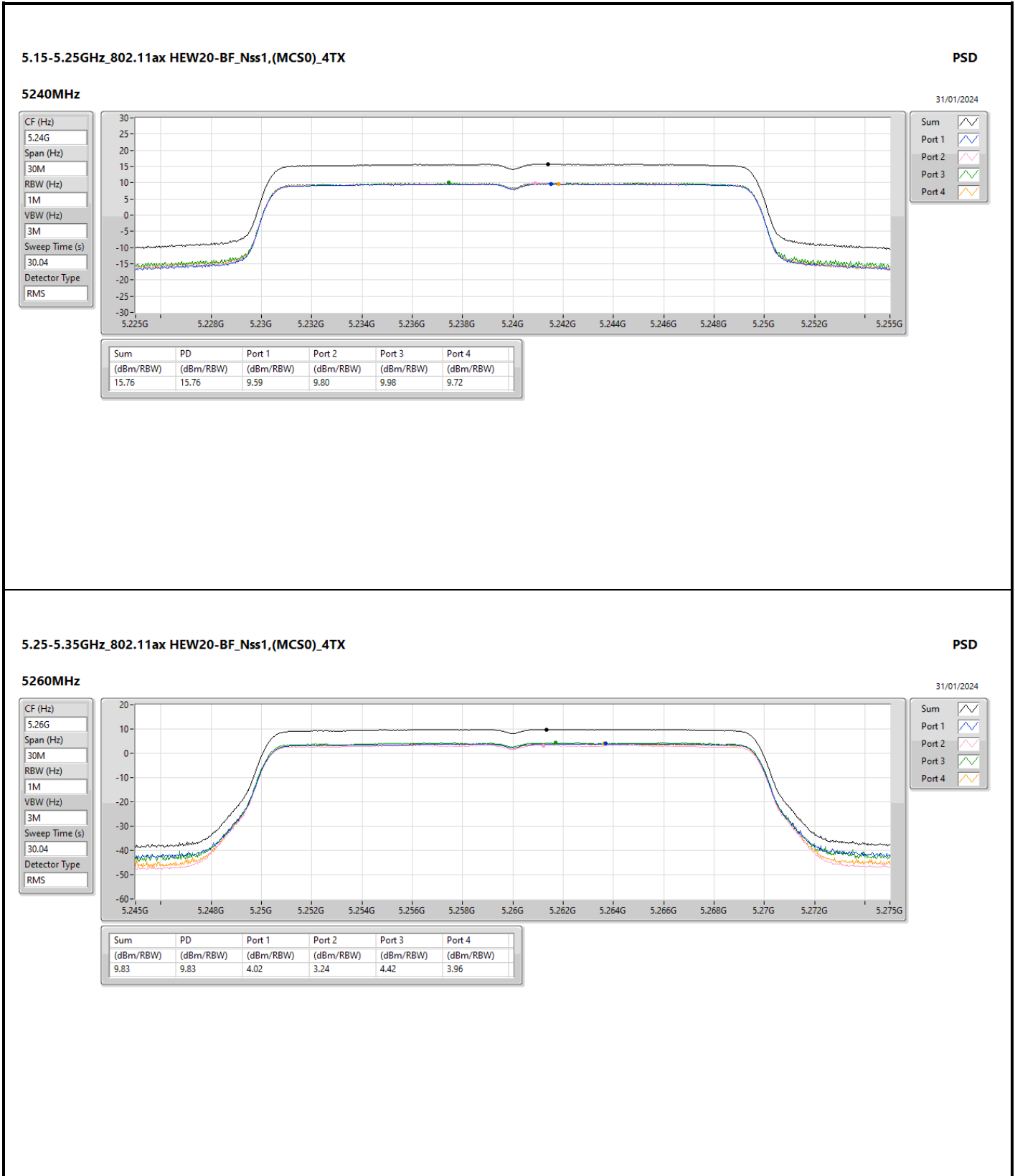
PSD

5200MHz

31/01/2024



| Sum | PD | Port 1 | Port 2 | Port 3 | Port 4 |
|-----------|-----------|-----------|-----------|-----------|-----------|
| (dBm/RBW) | (dBm/RBW) | (dBm/RBW) | (dBm/RBW) | (dBm/RBW) | (dBm/RBW) |
| 15.77 | 15.77 | 9.73 | 9.79 | 10.03 | 9.83 |

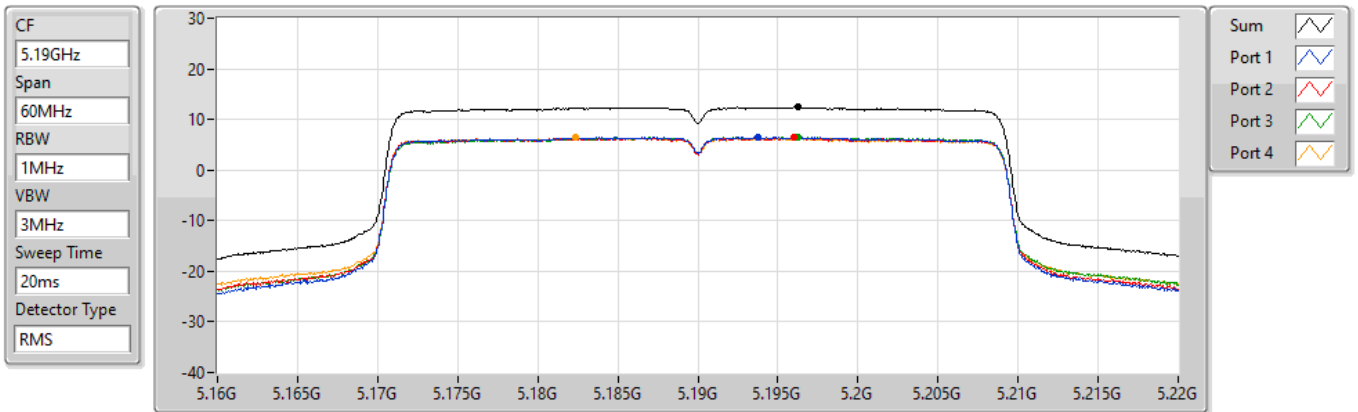


802.11ax HEW40-BF_Nss1,(MCS0)_4TX

PSD

5190MHz

30/12/2021



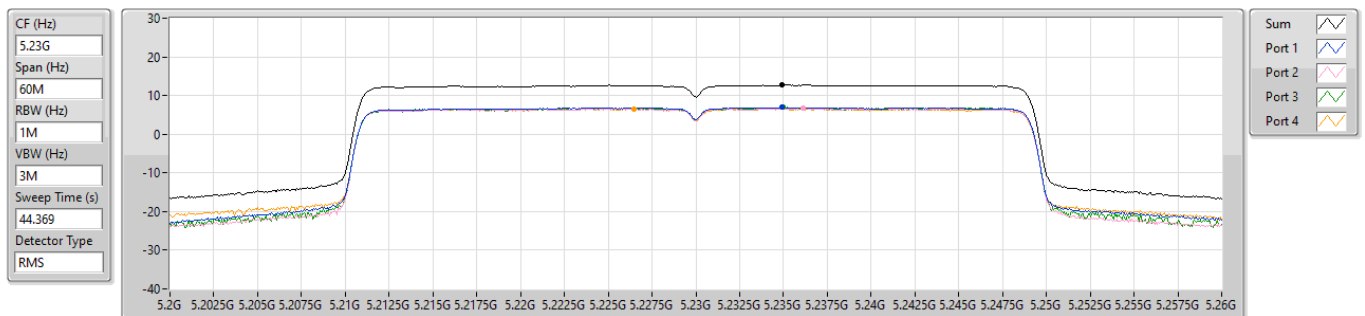
| Sum | PD | Port 1 | Port 2 | Port 3 | Port 4 |
|-----------|-----------|-----------|-----------|-----------|-----------|
| (dBm/RBW) | (dBm/RBW) | (dBm/RBW) | (dBm/RBW) | (dBm/RBW) | (dBm/RBW) |
| 12.39 | 12.39 | 6.47 | 6.41 | 6.56 | 6.37 |

5.15-5.25GHz_802.11ax HEW40-BF_Nss1,(MCS0)_4TX

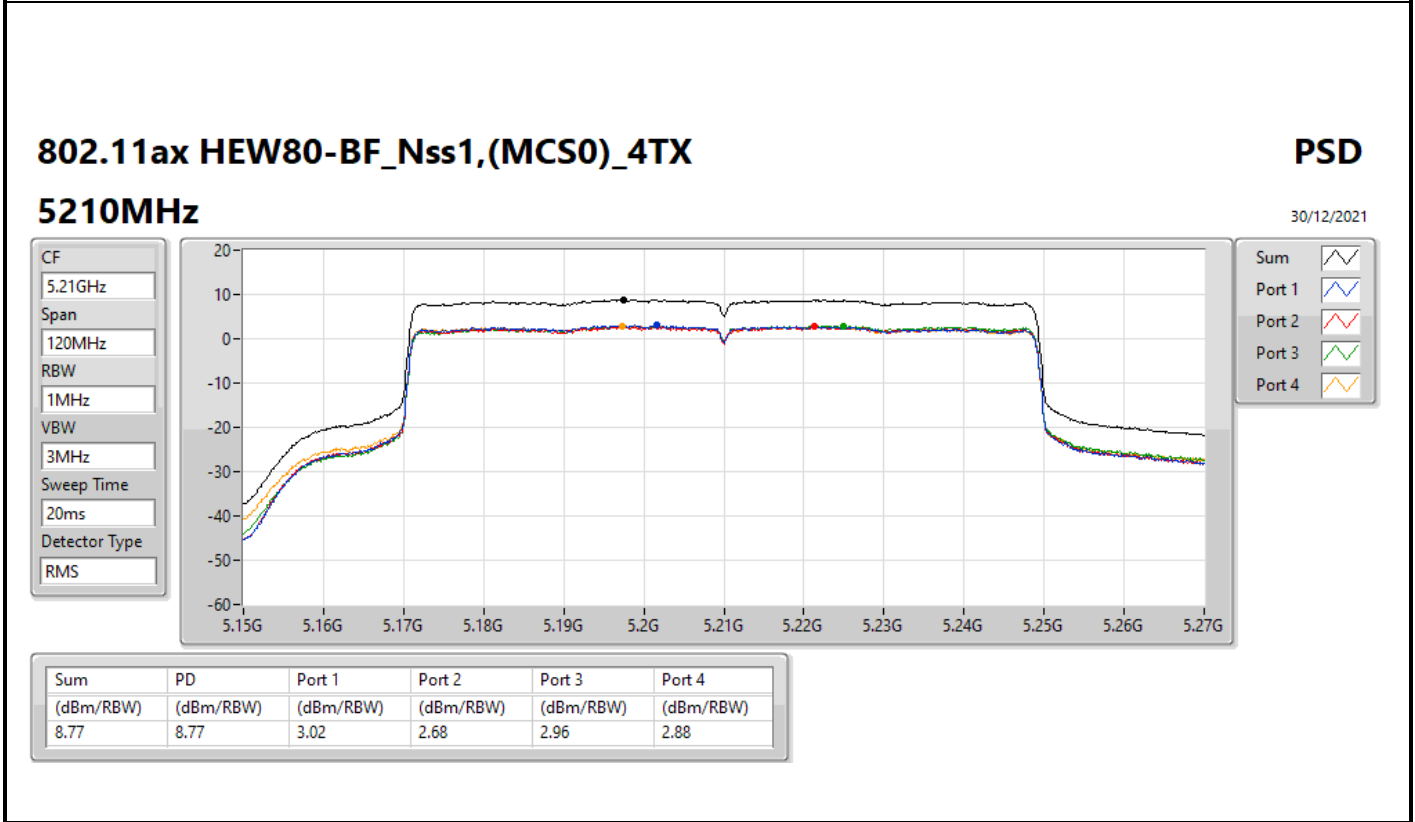
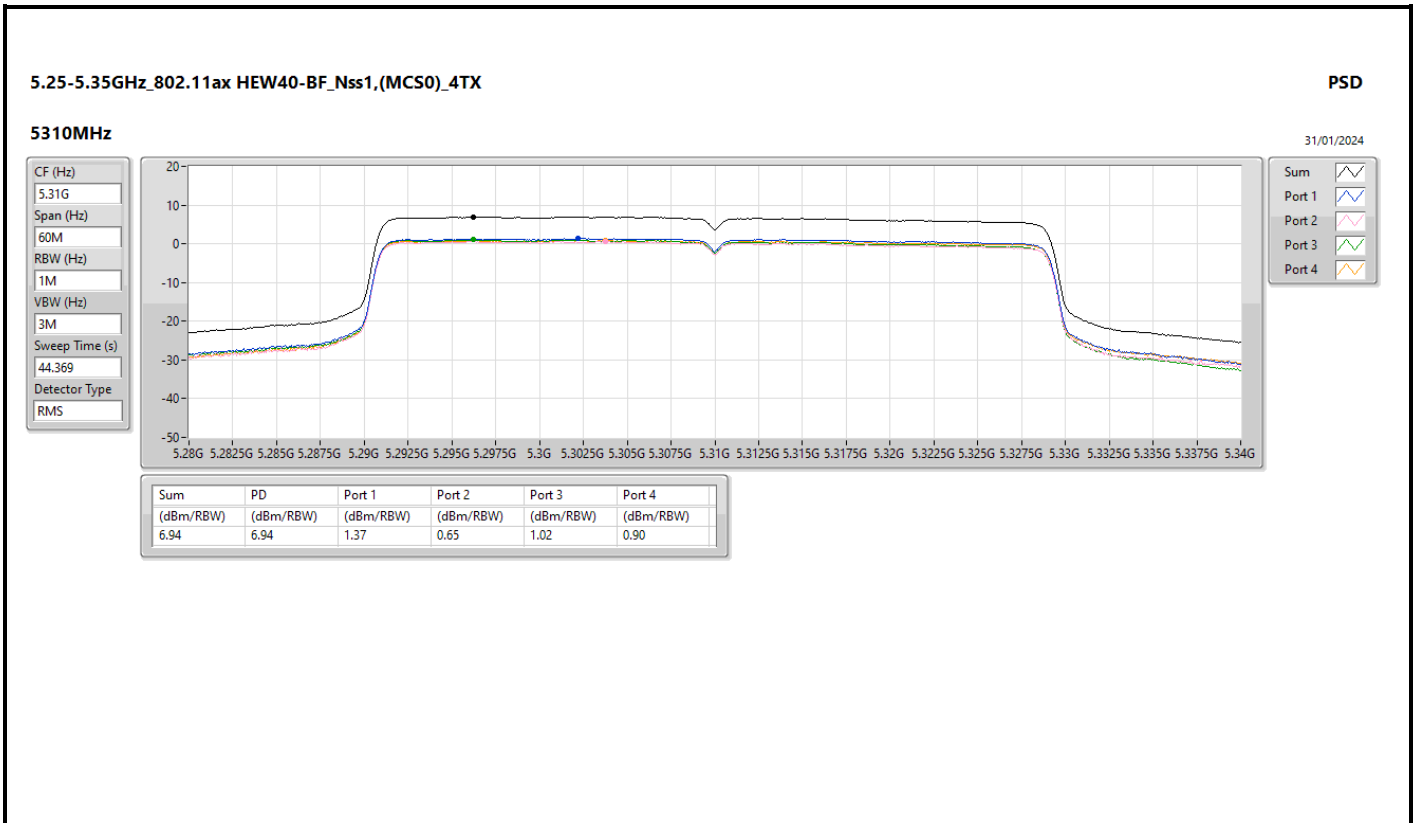
PSD

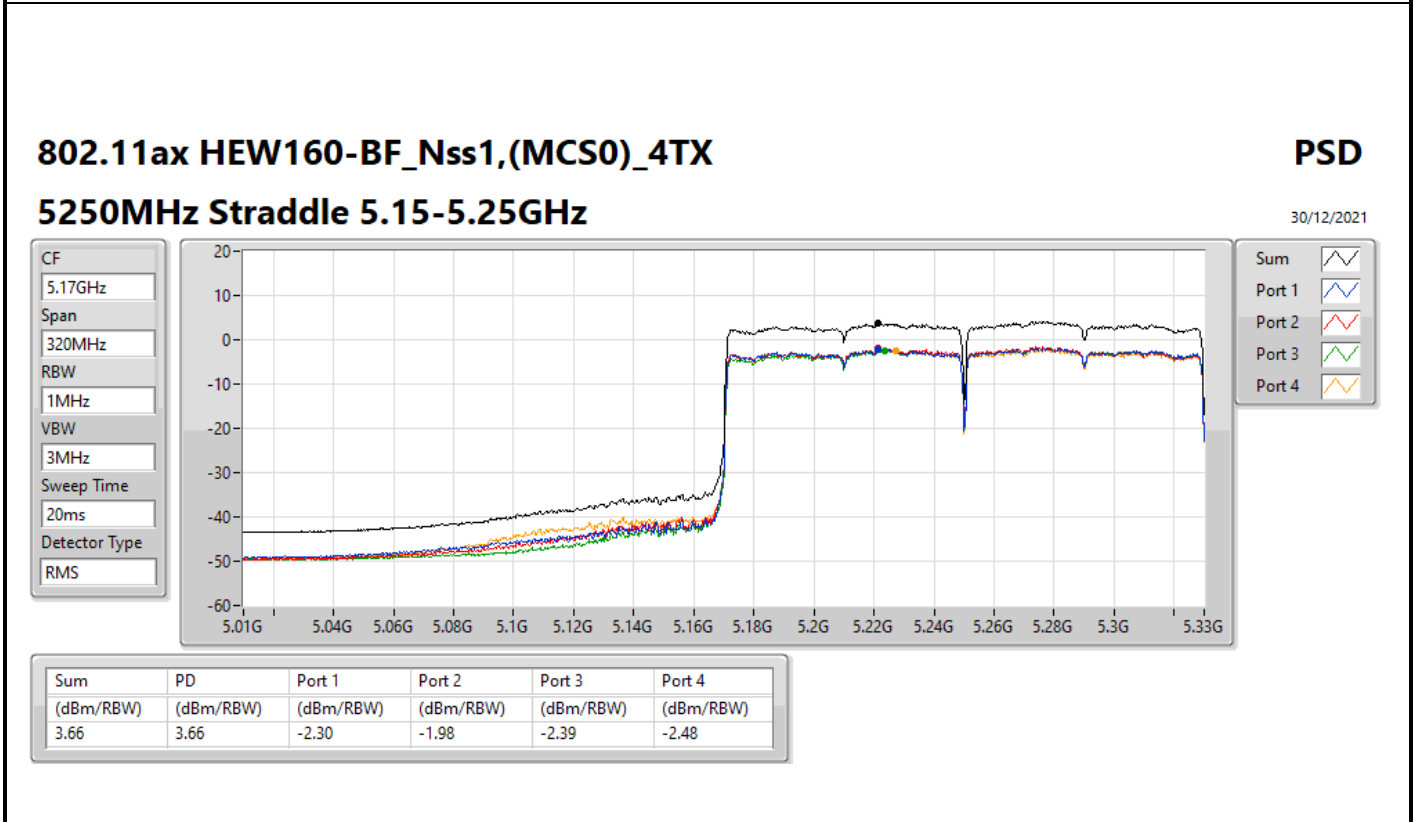
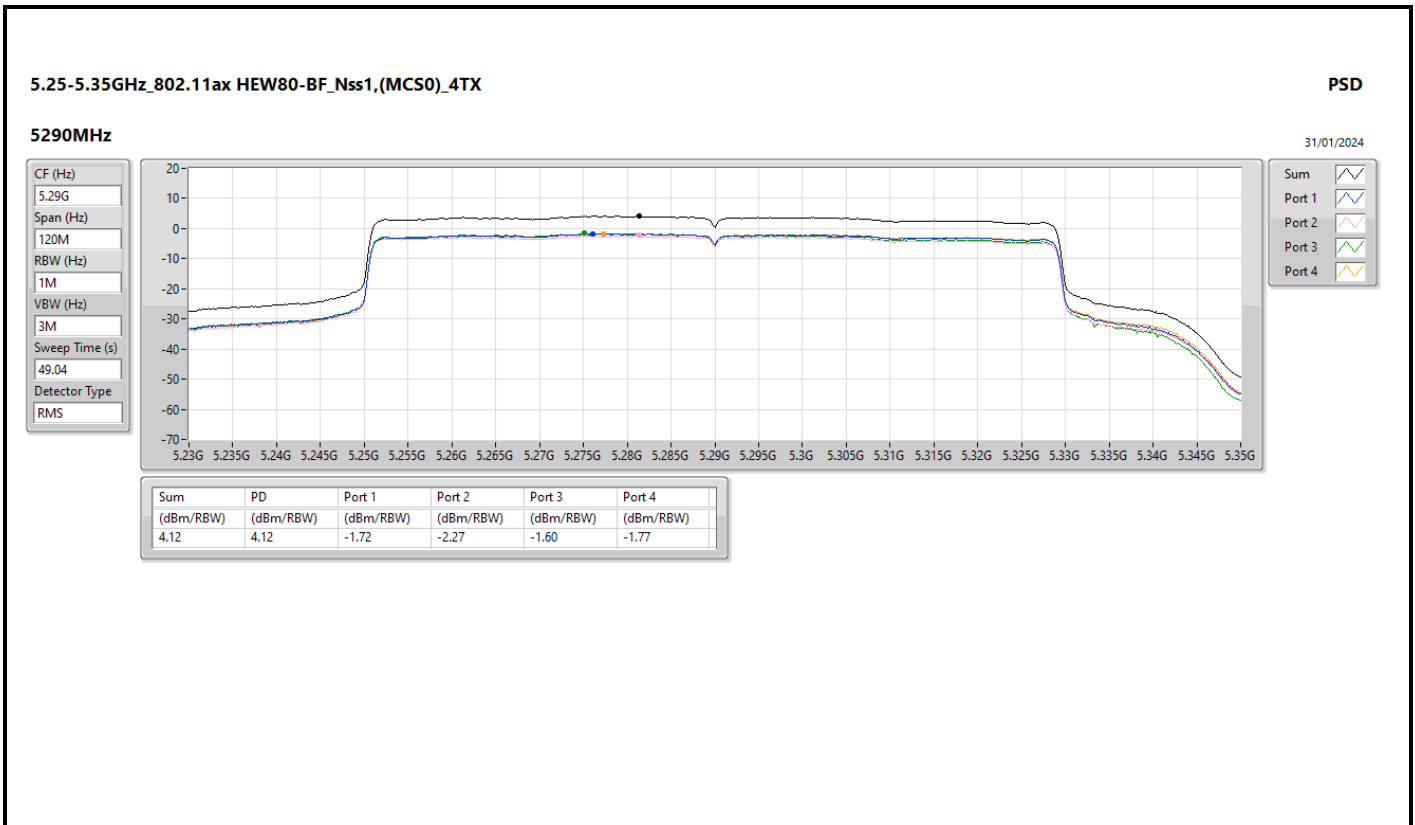
5230MHz

31/01/2024



| Sum | PD | Port 1 | Port 2 | Port 3 | Port 4 |
|-----------|-----------|-----------|-----------|-----------|-----------|
| (dBm/RBW) | (dBm/RBW) | (dBm/RBW) | (dBm/RBW) | (dBm/RBW) | (dBm/RBW) |
| 12.74 | 12.74 | 6.95 | 6.70 | 6.93 | 6.58 |

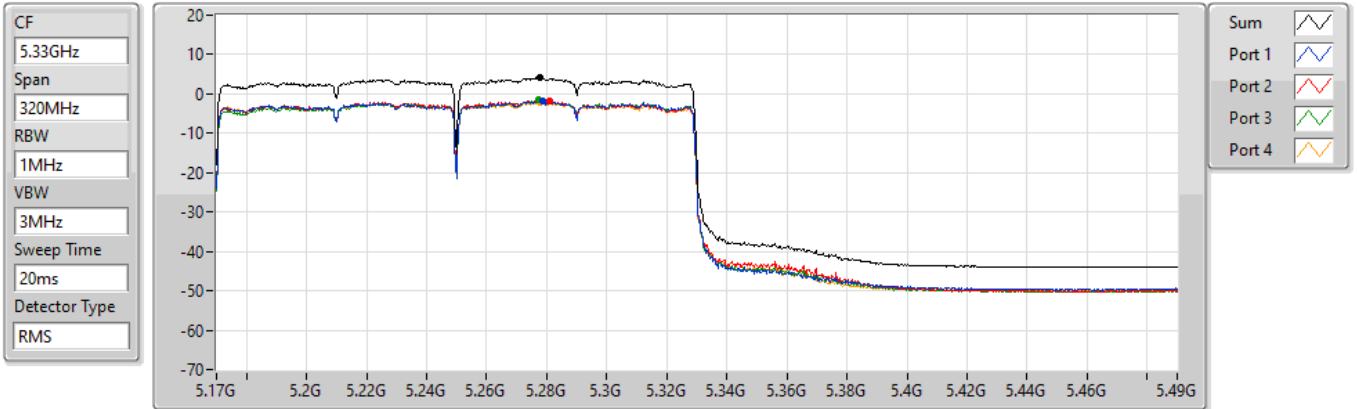




802.11ax HEW160-BF_Nss1,(MCS0)_4TX
5250MHz Straddle 5.25-5.35GHz

PSD

30/12/2021



| Sum | PD | Port 1 | Port 2 | Port 3 | Port 4 |
|-----------|-----------|-----------|-----------|-----------|-----------|
| (dBm/RBW) | (dBm/RBW) | (dBm/RBW) | (dBm/RBW) | (dBm/RBW) | (dBm/RBW) |
| 4.10 | 4.10 | -1.97 | -1.72 | -1.61 | -2.13 |



For UNII 2C and UNII 3:

Summary

| Mode | PD (dBm/RBW) |
|--------------------------|-----------------|
| 5.47-5.725GHz | - |
| 802.11a_Nss1,(6Mbps)_4TX | 10.00 |

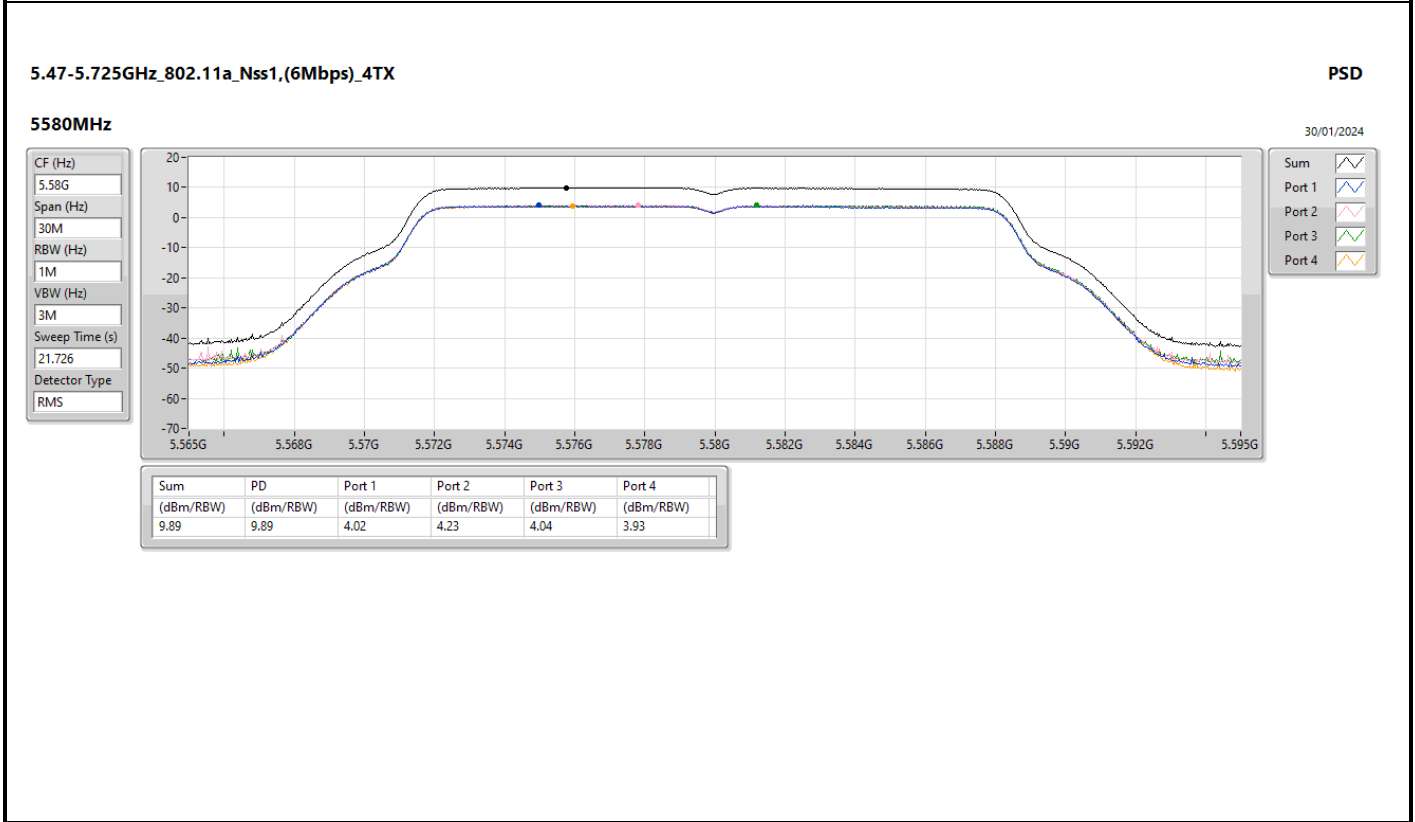
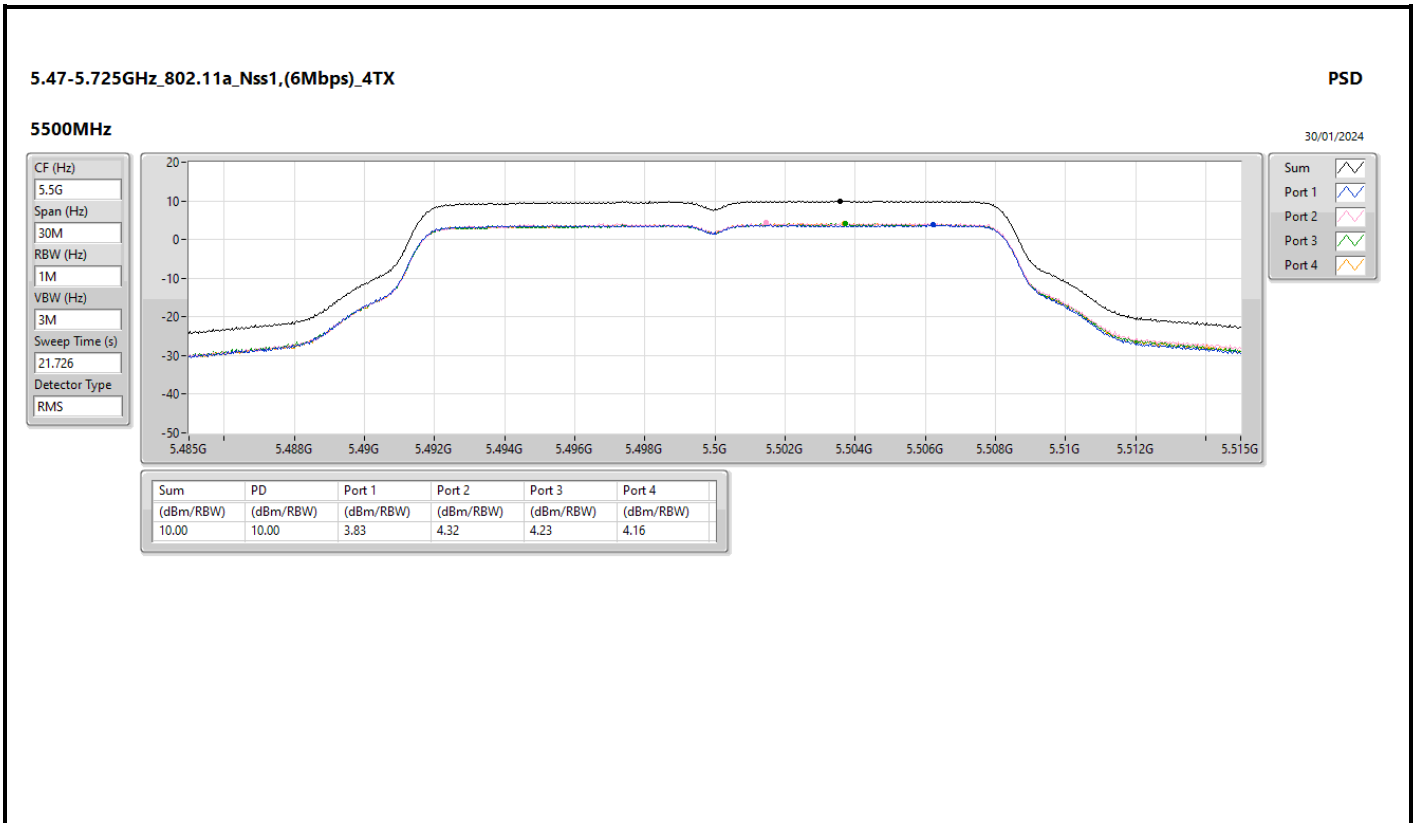
RBW = 500kHz for 5.725-5.85GHz band / 1MHz for other band:

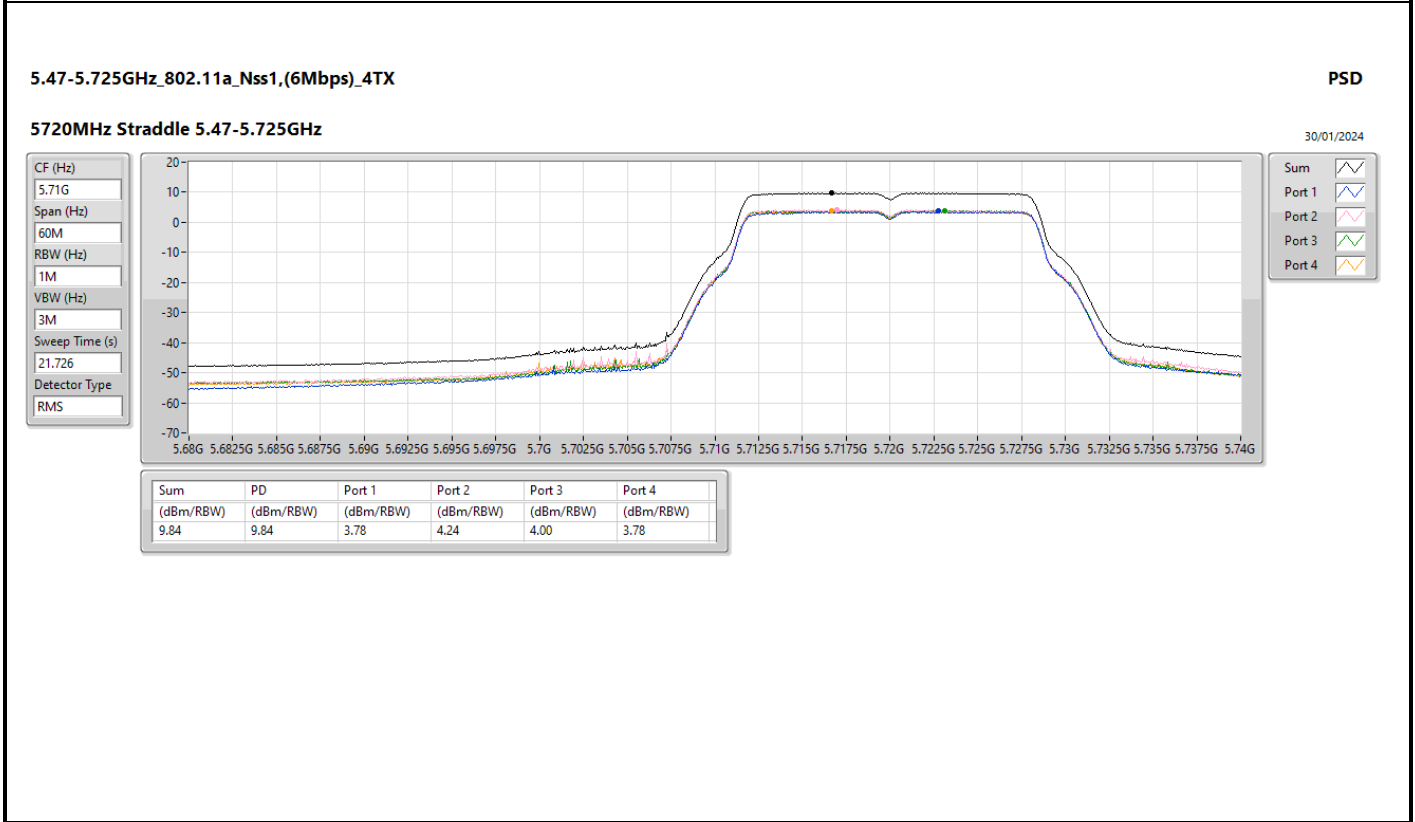
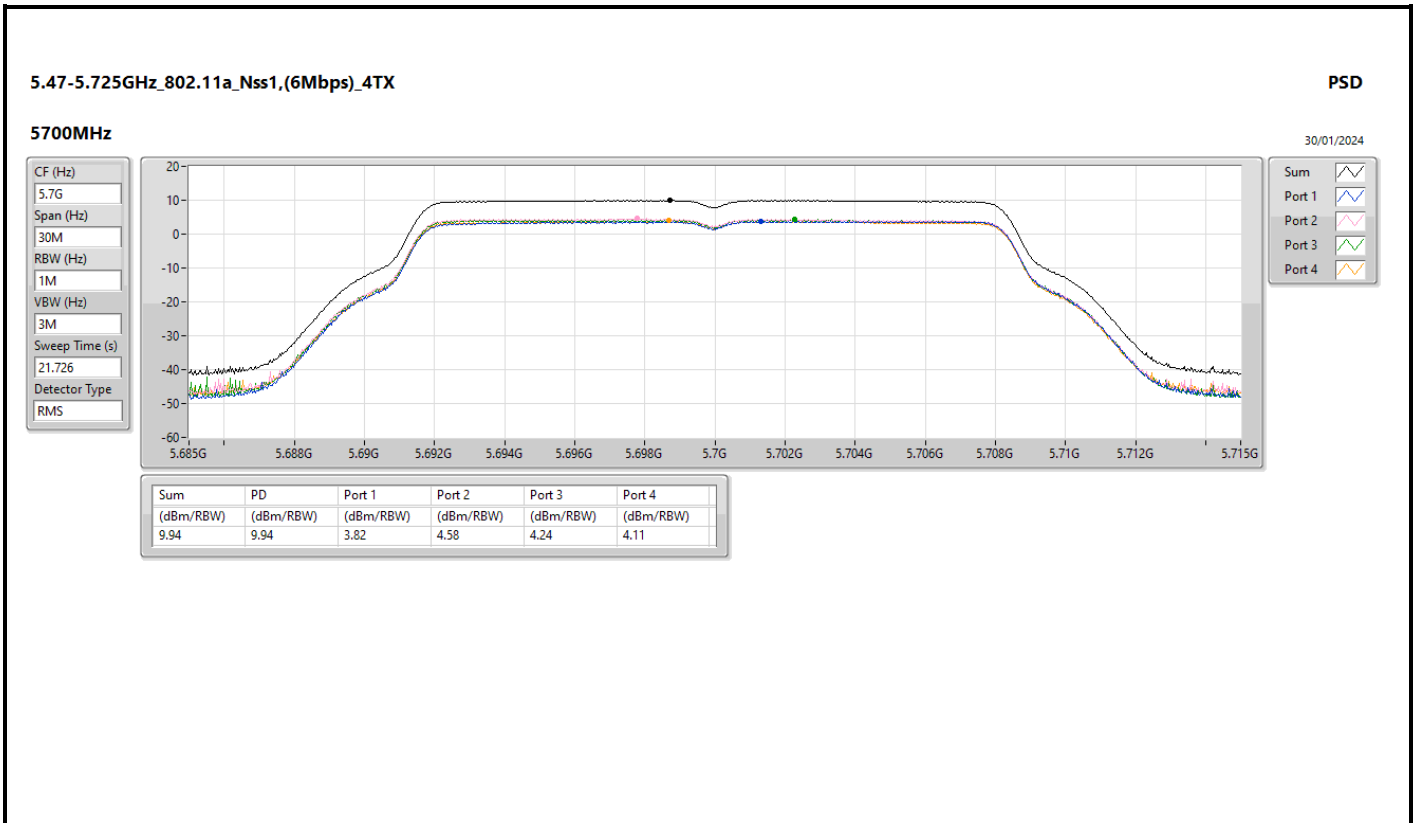


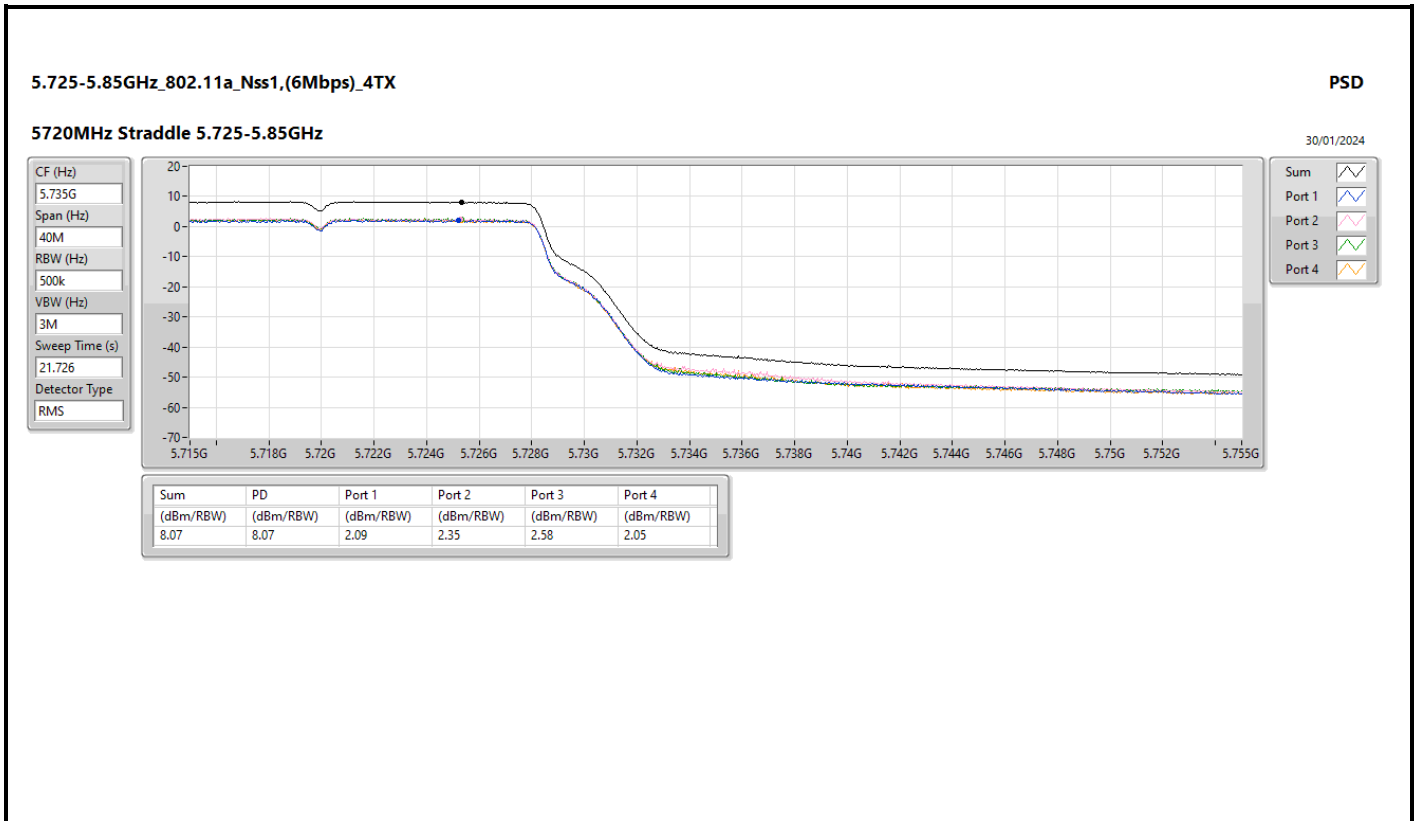
Result

| Mode | Result | DG (dBi) | Port 1 (dBm/RBW) | Port 2 (dBm/RBW) | Port 3 (dBm/RBW) | Port 4 (dBm/RBW) | PD (dBm/RBW) | PD Limit (dBm/RBW) |
|--------------------------------|--------|----------|------------------|------------------|------------------|------------------|--------------|--------------------|
| 802.11a_Nss1,(6Mbps)_4TX | - | - | - | - | - | - | - | - |
| 5500MHz | Pass | 6.97 | 3.83 | 4.32 | 4.23 | 4.16 | 10.00 | 10.03 |
| 5580MHz | Pass | 6.97 | 4.02 | 4.23 | 4.04 | 3.93 | 9.89 | 10.03 |
| 5700MHz | Pass | 6.97 | 3.82 | 4.58 | 4.24 | 4.11 | 9.94 | 10.03 |
| 5720MHz Straddle 5.47-5.725GHz | Pass | 6.97 | 3.78 | 4.24 | 4.00 | 3.78 | 9.84 | 10.03 |
| 5720MHz Straddle 5.725-5.85GHz | Pass | 6.48 | 2.09 | 2.35 | 2.58 | 2.05 | 8.07 | 29.52 |

DG = Directional Gain; RBW = 500kHz for 5.725-5.85GHz band / 1MHz for other band;
PD = trace bin-by-bin of each transmits port summing can be performed maximum power density; Port X = Port X Power Density;









For UNII 2C and UNII 3:
Summary

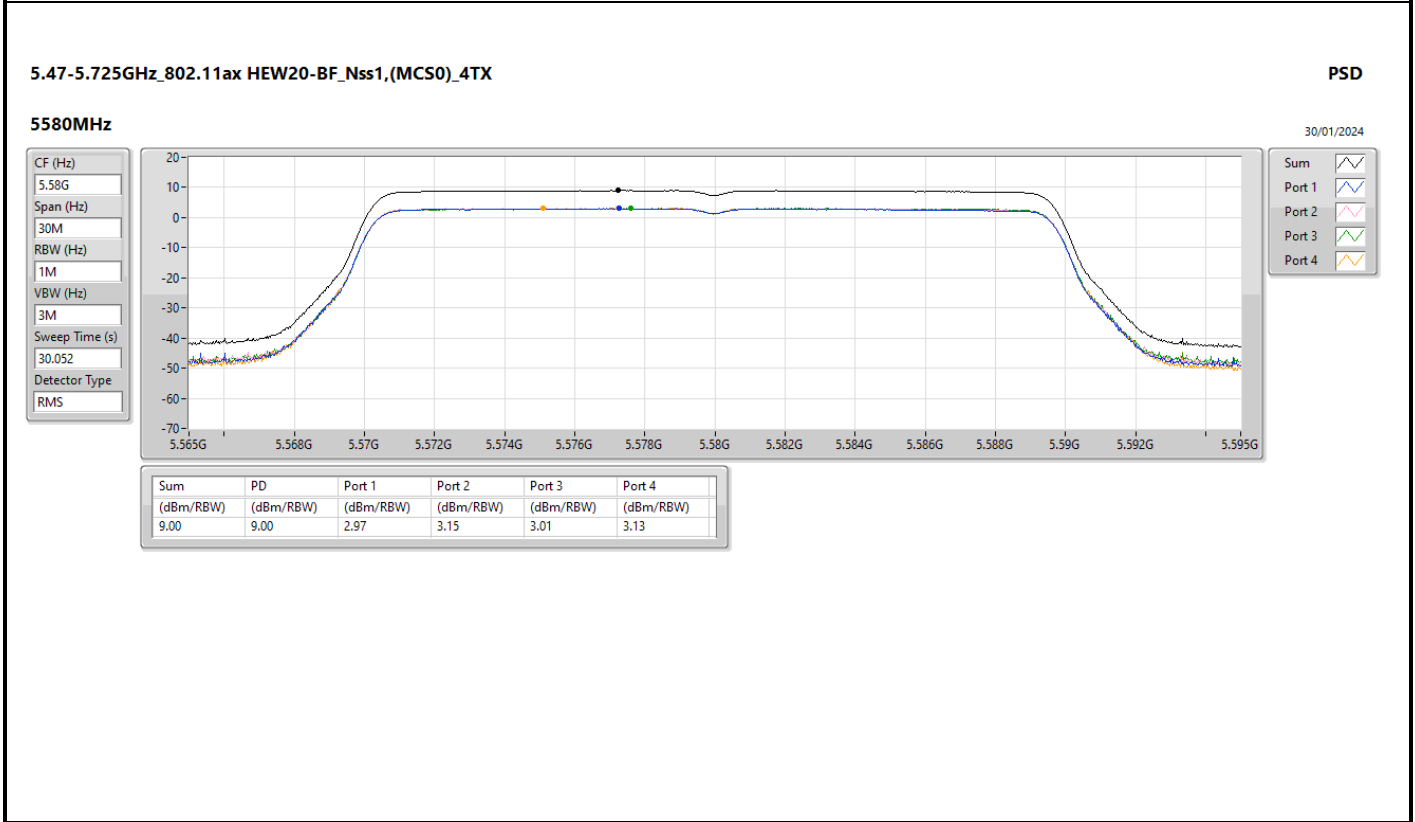
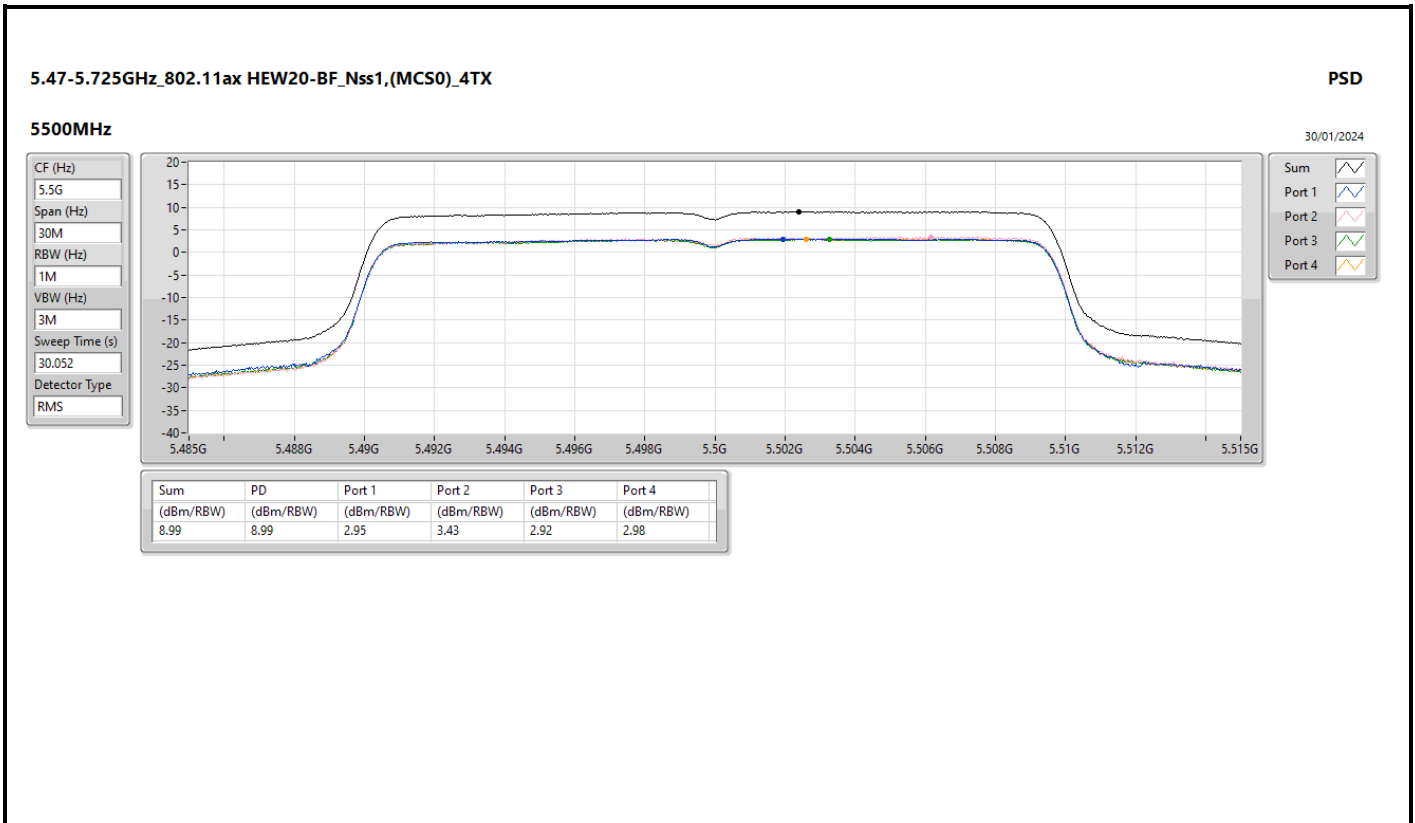
| Mode | PD (dBm/RBW) |
|------------------------------------|-----------------|
| 5.47-5.725GHz | - |
| 802.11ax HEW20-BF_Nss1,(MCS0)_4TX | 9.20 |
| 802.11ax HEW40-BF_Nss1,(MCS0)_4TX | 6.51 |
| 802.11ax HEW80-BF_Nss1,(MCS0)_4TX | 3.51 |
| 802.11ax HEW160-BF_Nss1,(MCS0)_4TX | 0.86 |
| 5.725-5.85GHz | - |
| 802.11ax HEW20-BF_Nss1,(MCS0)_4TX | 14.36 |
| 802.11ax HEW40-BF_Nss1,(MCS0)_4TX | 11.33 |
| 802.11ax HEW80-BF_Nss1,(MCS0)_4TX | 8.59 |

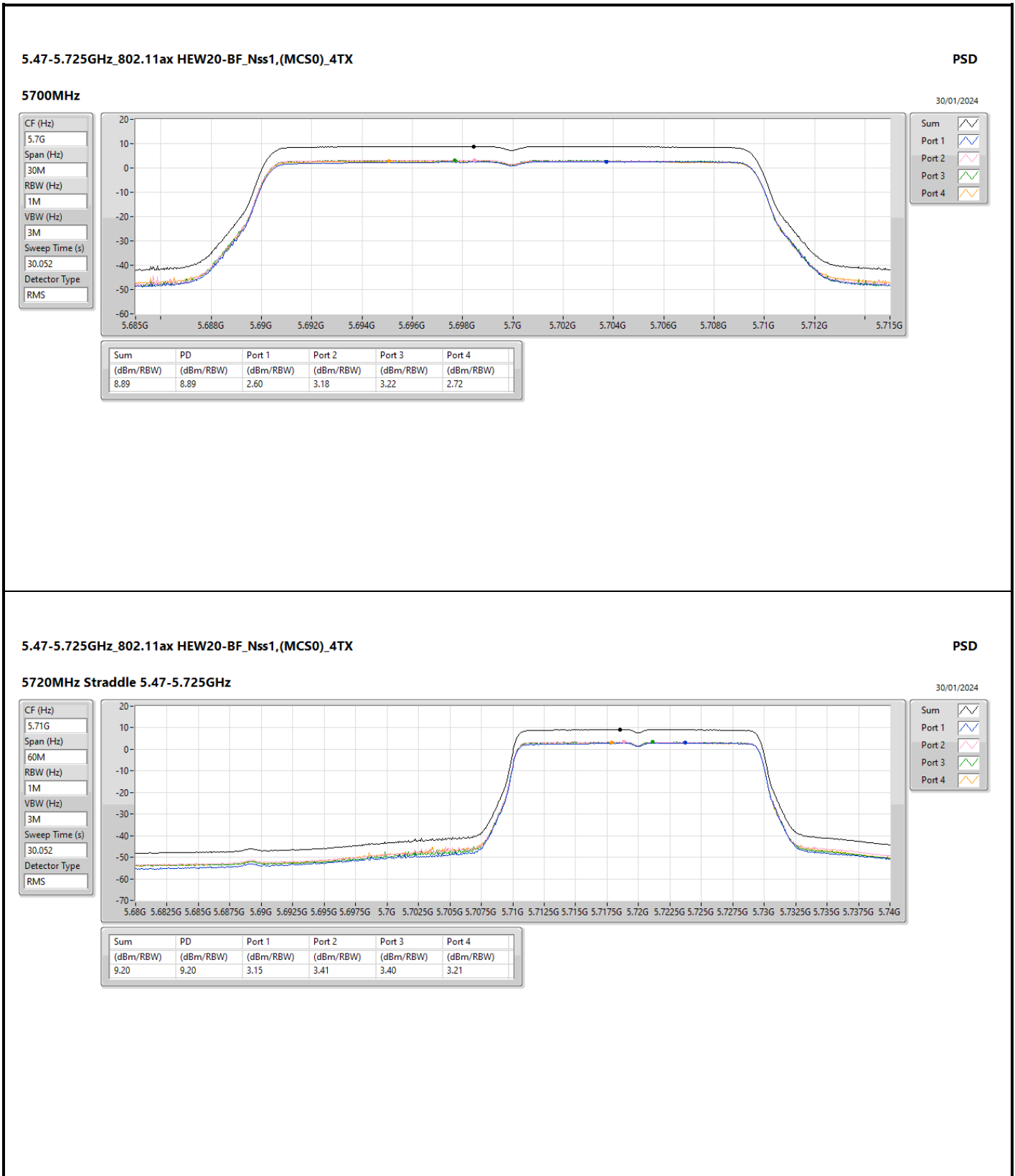
RBW = 500kHz for 5.725-5.85GHz band / 1MHz for other band;

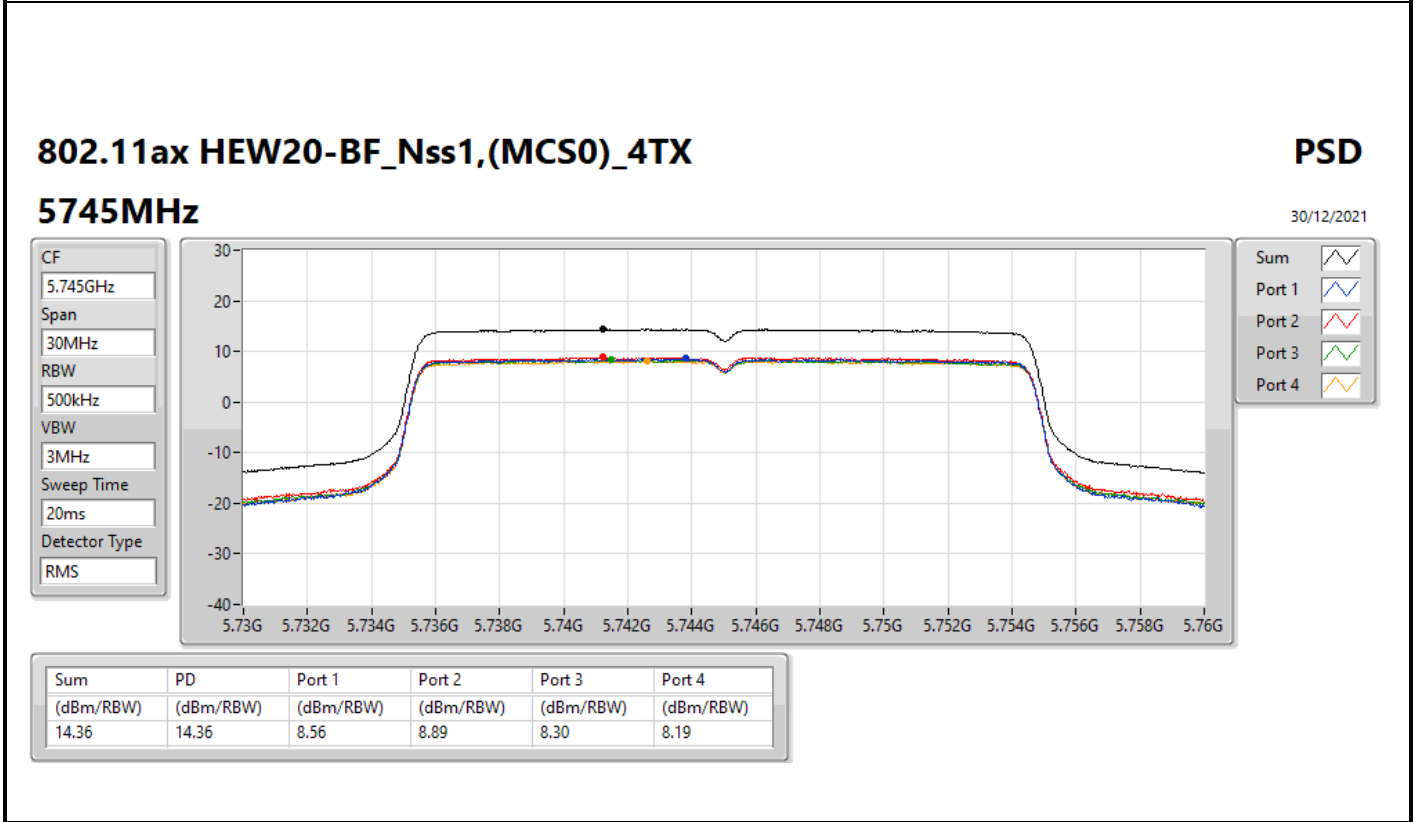
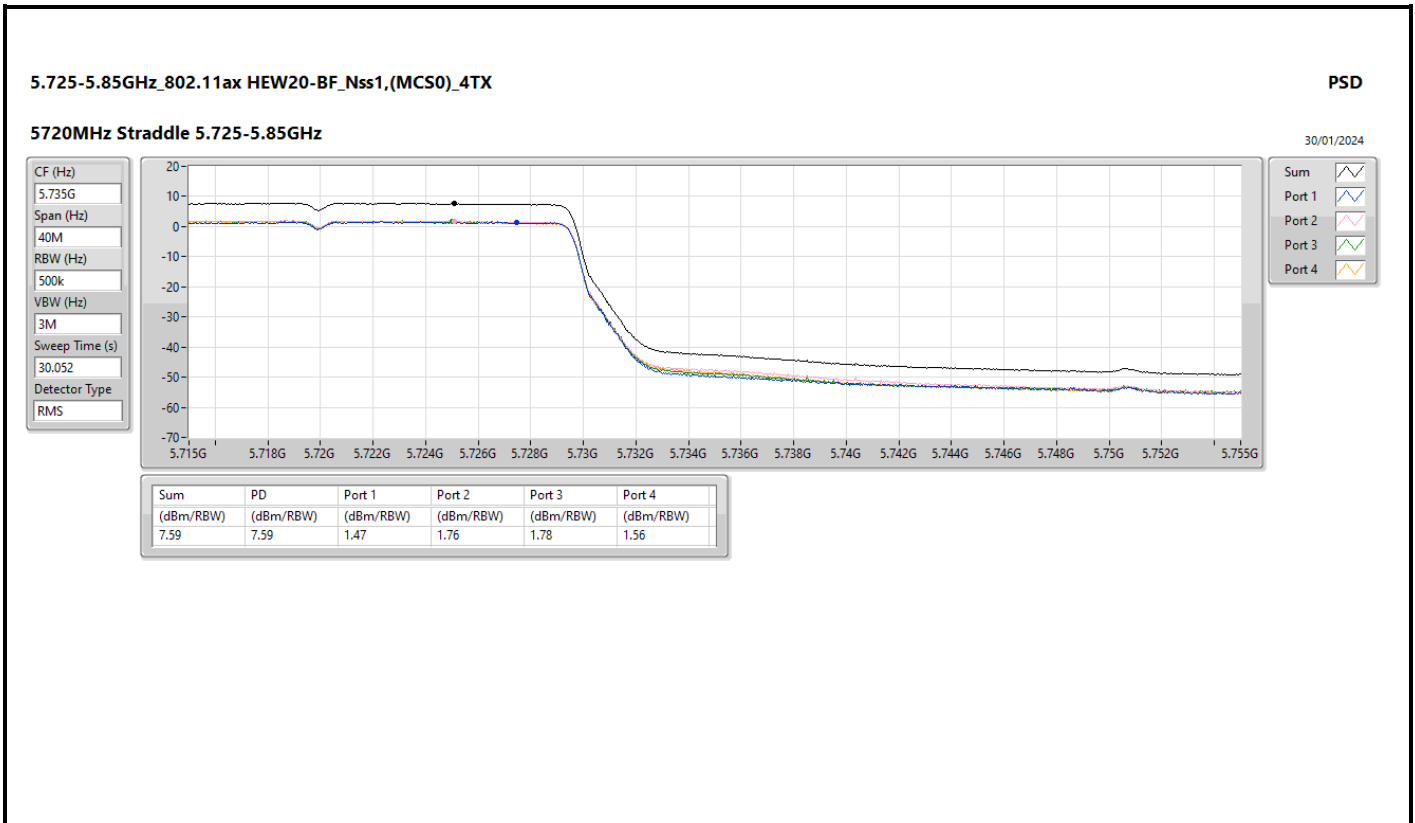
Result

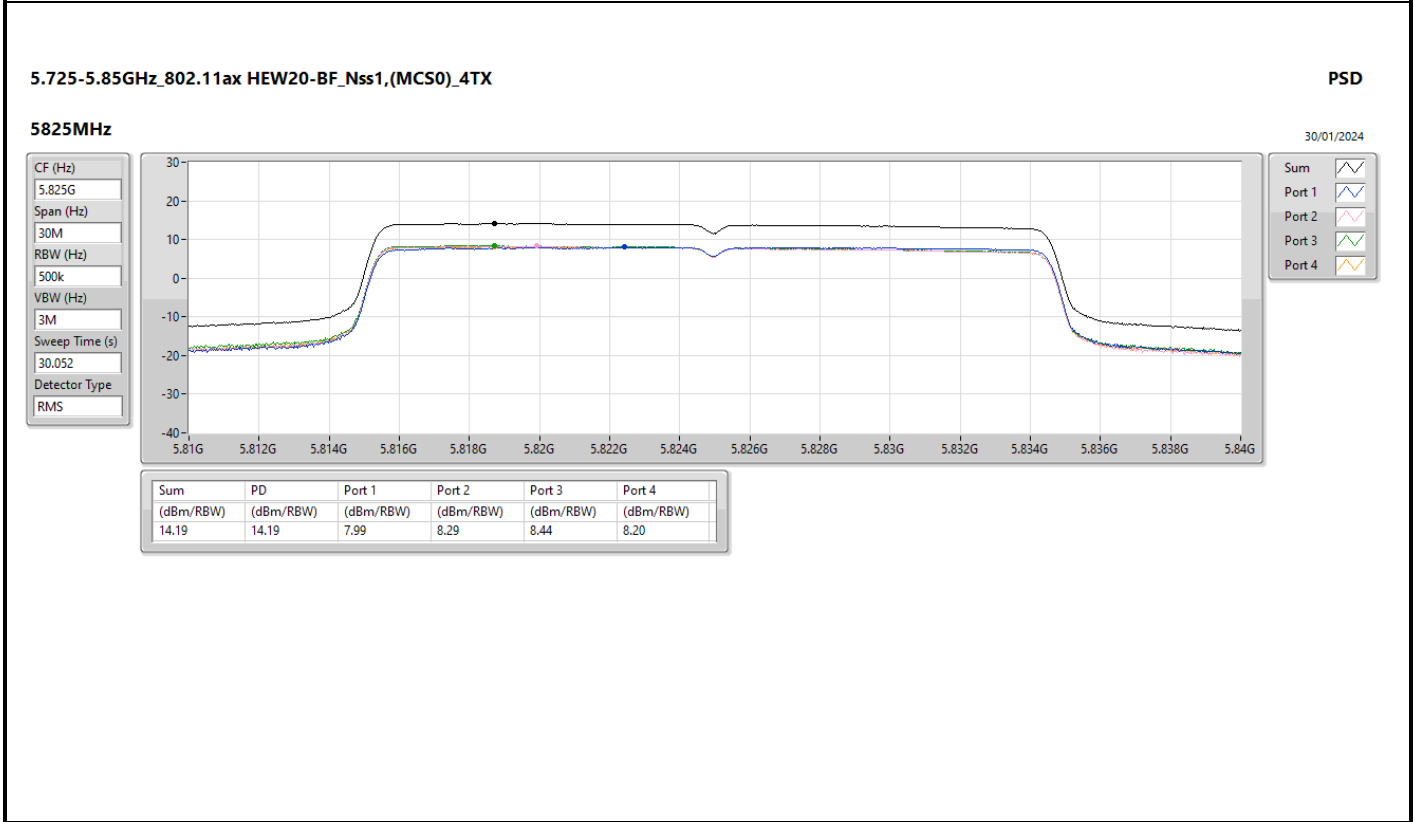
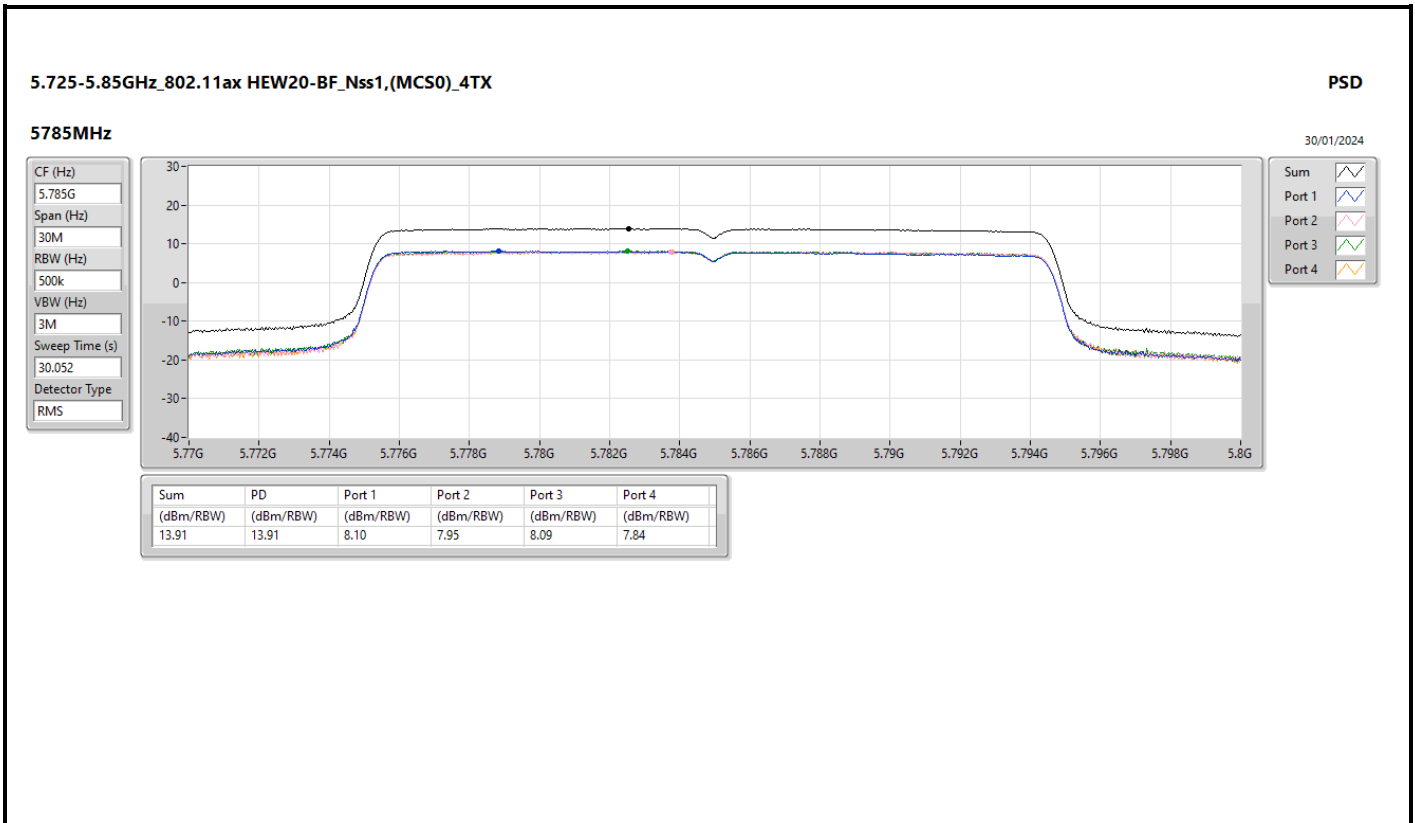
| Mode | Result | DG (dBi) | Port 1 (dBm/RBW) | Port 2 (dBm/RBW) | Port 3 (dBm/RBW) | Port 4 (dBm/RBW) | PD (dBm/RBW) | PD Limit (dBm/RBW) |
|------------------------------------|--------|----------|------------------|------------------|------------------|------------------|--------------|--------------------|
| 802.11ax HEW20-BF_Nss1,(MCS0)_4TX | - | - | - | - | - | - | - | - |
| 5500MHz | Pass | 6.97 | 2.95 | 3.43 | 2.92 | 2.98 | 8.99 | 10.03 |
| 5580MHz | Pass | 6.97 | 2.97 | 3.15 | 3.01 | 3.13 | 9.00 | 10.03 |
| 5700MHz | Pass | 6.97 | 2.60 | 3.18 | 3.22 | 2.72 | 8.89 | 10.03 |
| 5720MHz Straddle 5.47-5.725GHz | Pass | 6.97 | 3.15 | 3.41 | 3.40 | 3.21 | 9.20 | 10.03 |
| 5720MHz Straddle 5.725-5.85GHz | Pass | 6.48 | 1.47 | 1.76 | 1.78 | 1.56 | 7.59 | 29.52 |
| 5745MHz | Pass | 6.48 | 8.56 | 8.89 | 8.30 | 8.19 | 14.36 | 29.52 |
| 5785MHz | Pass | 6.48 | 8.10 | 7.95 | 8.09 | 7.84 | 13.91 | 29.52 |
| 5825MHz | Pass | 6.48 | 7.99 | 8.29 | 8.44 | 8.20 | 14.19 | 29.52 |
| 802.11ax HEW40-BF_Nss1,(MCS0)_4TX | - | - | - | - | - | - | - | - |
| 5510MHz | Pass | 6.97 | 0.01 | 0.43 | 0.68 | 0.49 | 6.33 | 10.03 |
| 5550MHz | Pass | 6.97 | -0.10 | 0.02 | 0.26 | -0.03 | 6.01 | 10.03 |
| 5670MHz | Pass | 6.97 | 0.09 | 0.46 | 0.71 | 0.02 | 6.25 | 10.03 |
| 5710MHz Straddle 5.47-5.725GHz | Pass | 6.97 | 0.68 | 0.76 | 0.83 | 0.33 | 6.51 | 10.03 |
| 5710MHz Straddle 5.725-5.85GHz | Pass | 6.48 | -0.99 | -1.39 | -1.08 | -1.76 | 4.66 | 29.52 |
| 5755MHz | Pass | 6.48 | 5.41 | 5.27 | 5.55 | 5.04 | 11.16 | 29.52 |
| 5795MHz | Pass | 6.48 | 5.35 | 5.45 | 5.69 | 5.28 | 11.33 | 29.52 |
| 802.11ax HEW80-BF_Nss1,(MCS0)_4TX | - | - | - | - | - | - | - | - |
| 5530MHz | Pass | 6.97 | -2.44 | -2.48 | -2.53 | -2.44 | 3.45 | 10.03 |
| 5610MHz | Pass | 6.97 | -2.17 | -2.42 | -2.08 | -3.15 | 3.31 | 10.03 |
| 5690MHz Straddle 5.47-5.725GHz | Pass | 6.97 | -1.89 | -2.25 | -2.03 | -2.62 | 3.51 | 10.03 |
| 5690MHz Straddle 5.725-5.85GHz | Pass | 6.48 | -3.45 | -5.18 | -4.95 | -4.98 | 1.41 | 29.52 |
| 5775MHz | Pass | 6.48 | 2.30 | 2.93 | 2.10 | 3.54 | 8.59 | 29.52 |
| 802.11ax HEW160-BF_Nss1,(MCS0)_4TX | - | - | - | - | - | - | - | - |
| 5570MHz | Pass | 6.97 | -4.86 | -5.03 | -4.92 | -5.12 | 0.86 | 10.03 |

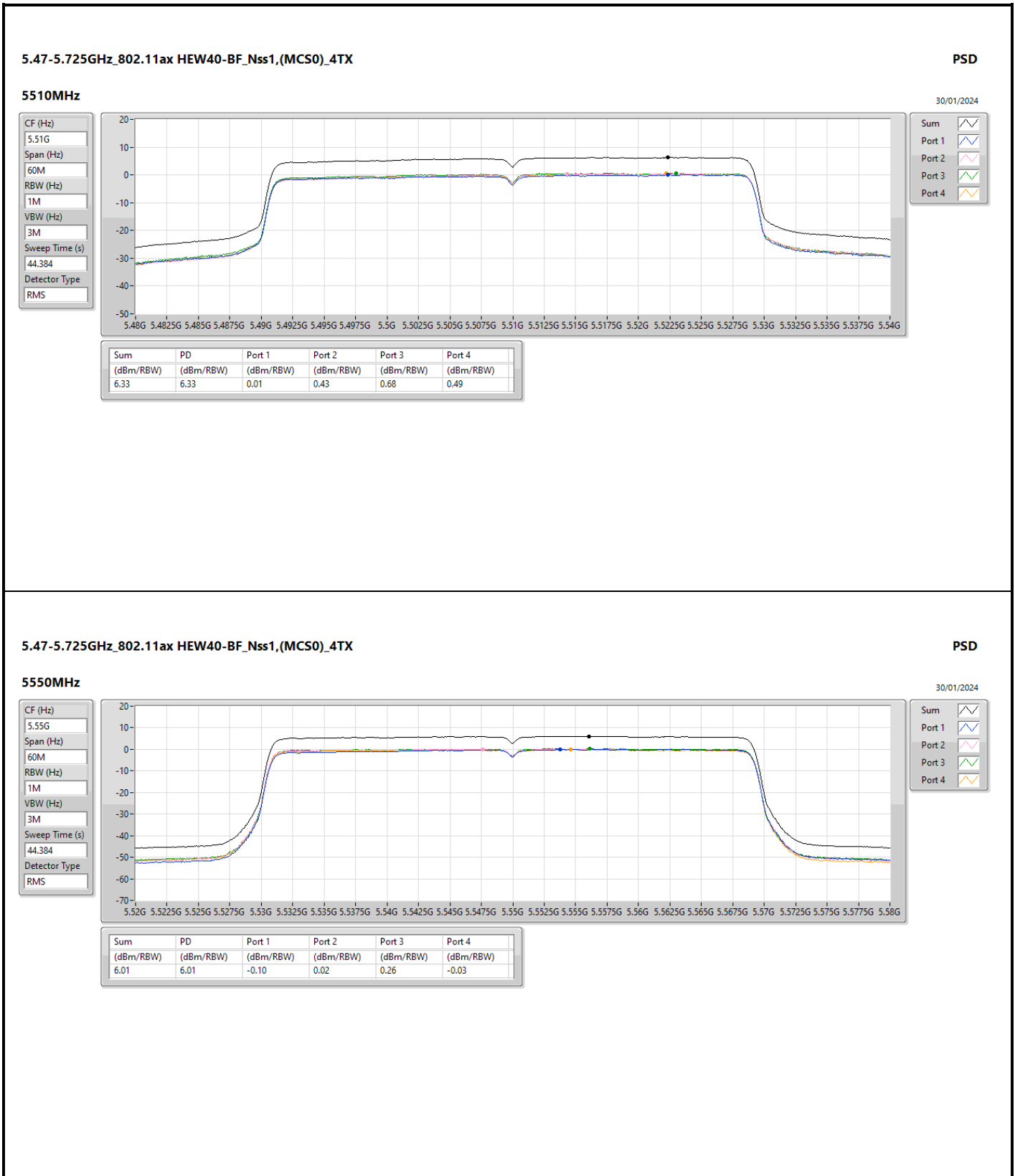
DG = Directional Gain; RBW = 500kHz for 5.725-5.85GHz band / 1MHz for other band;
 PD = trace bin-by-bin of each transmits port summing can be performed maximum power density; Port X = Port X Power Density;

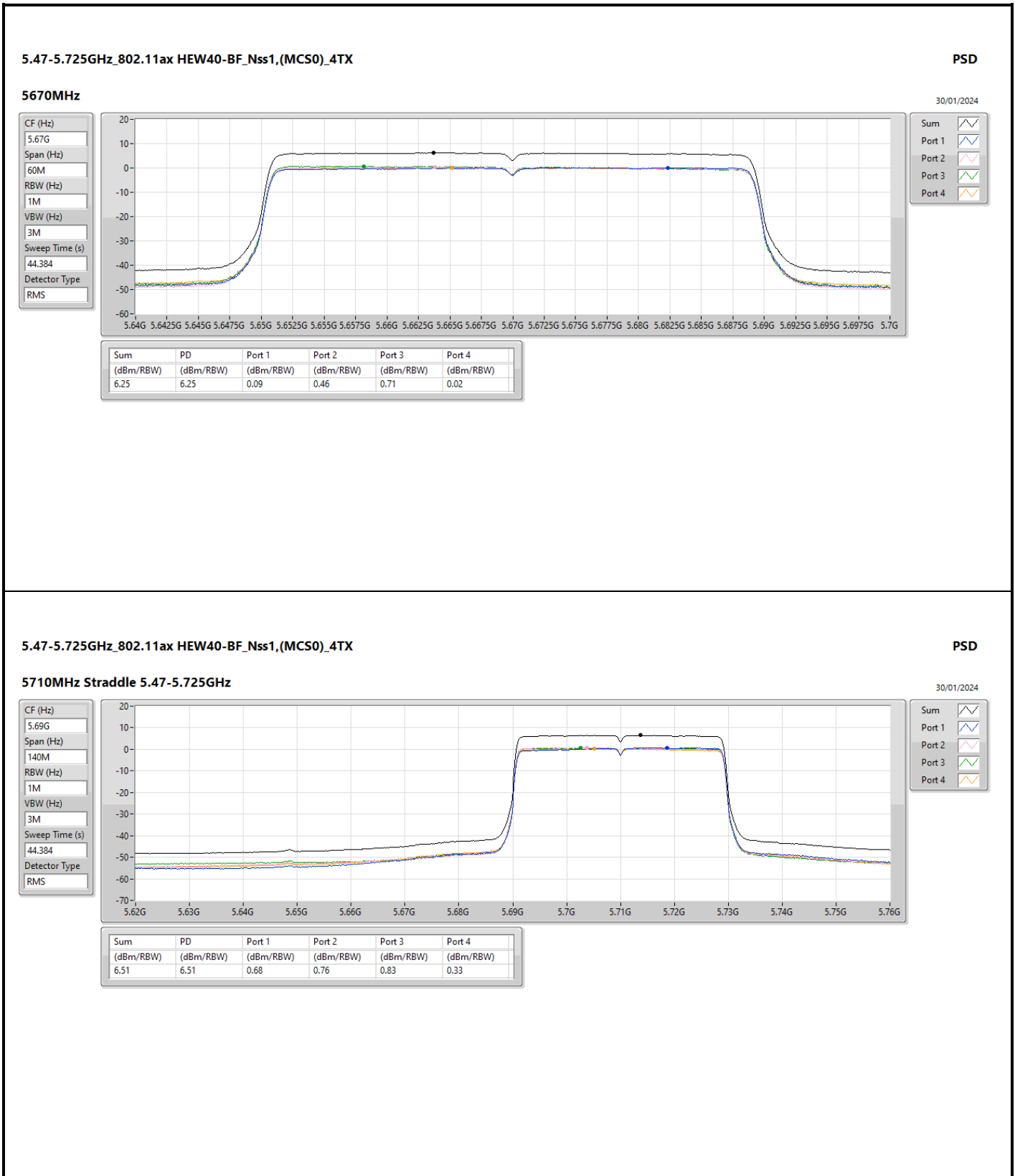


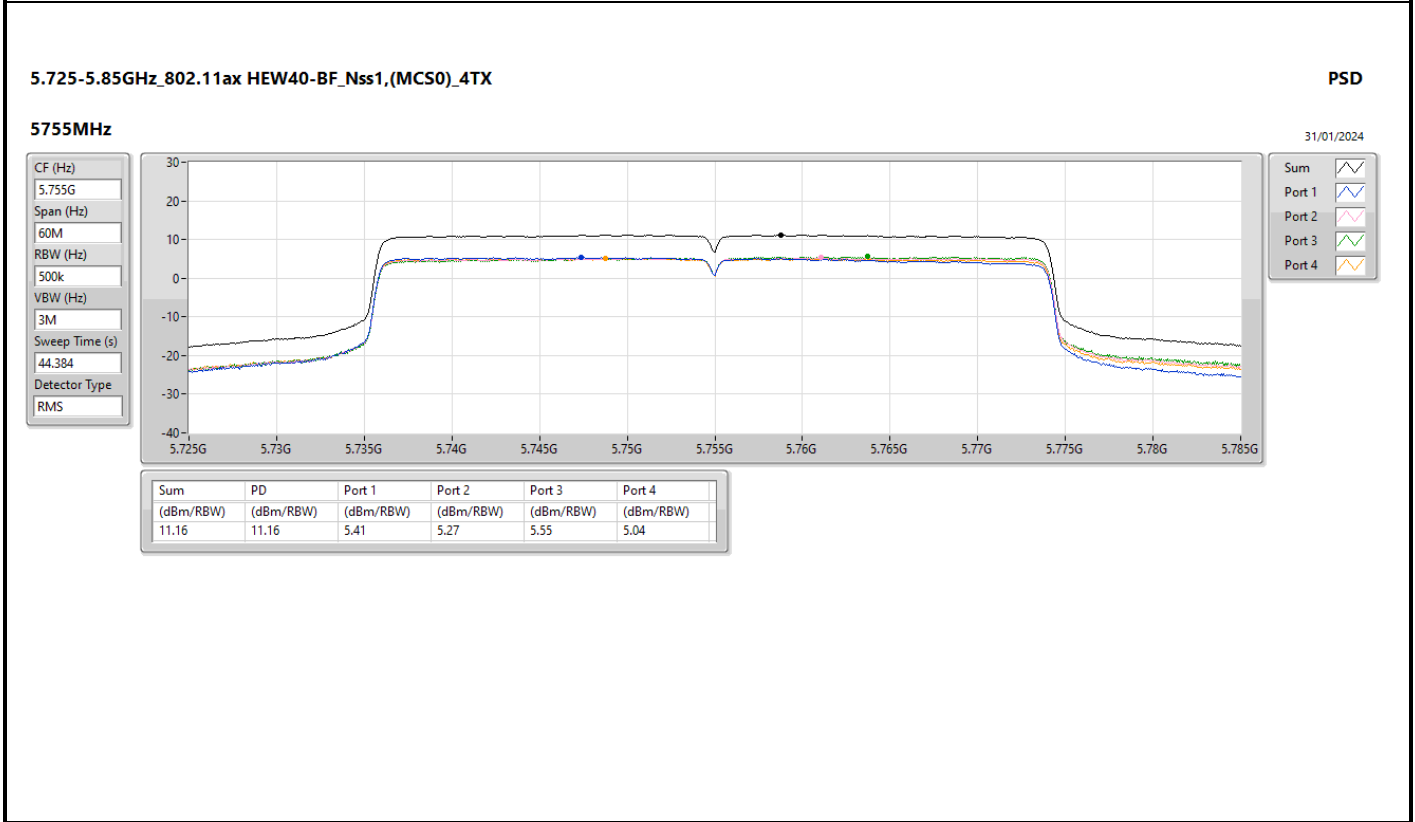
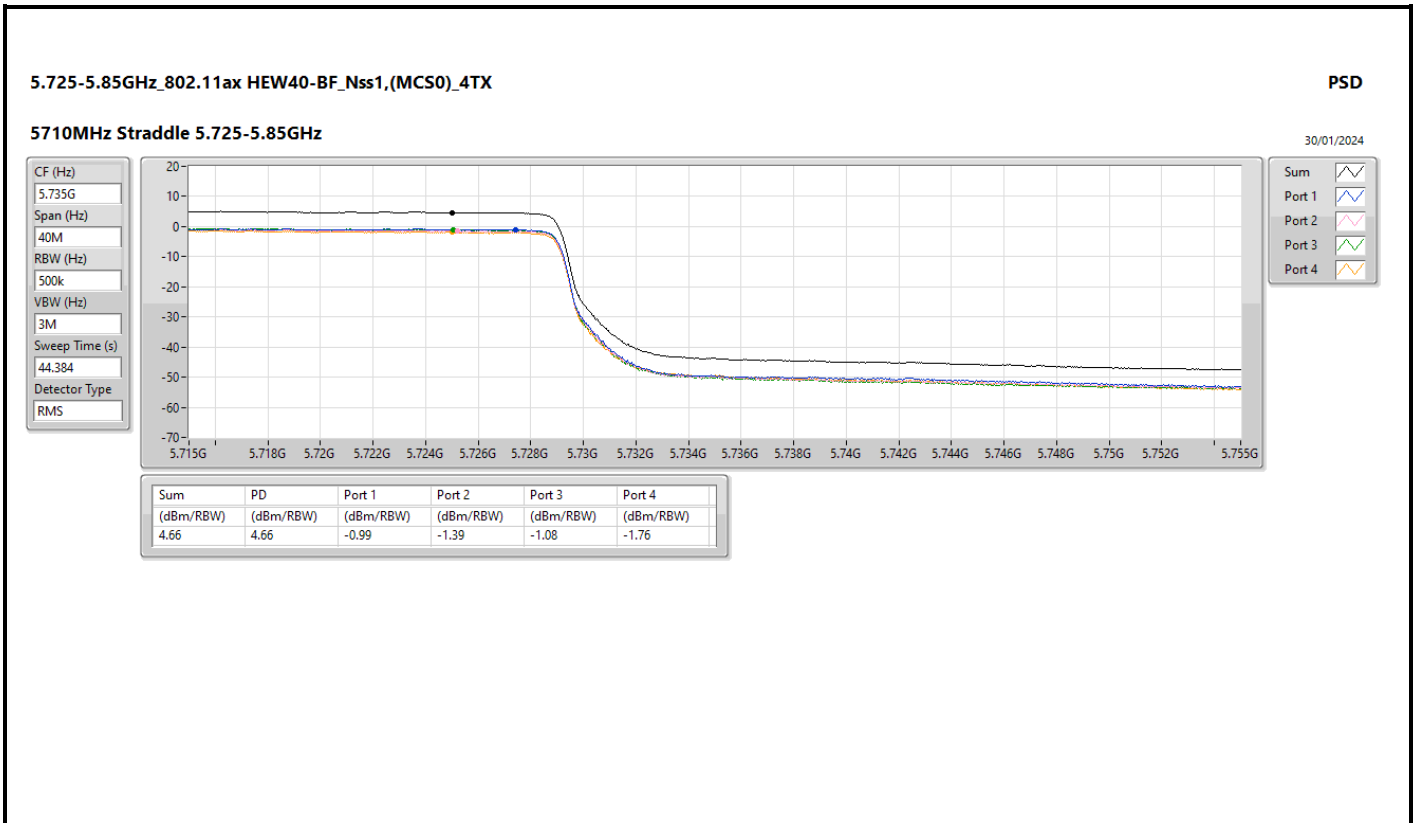


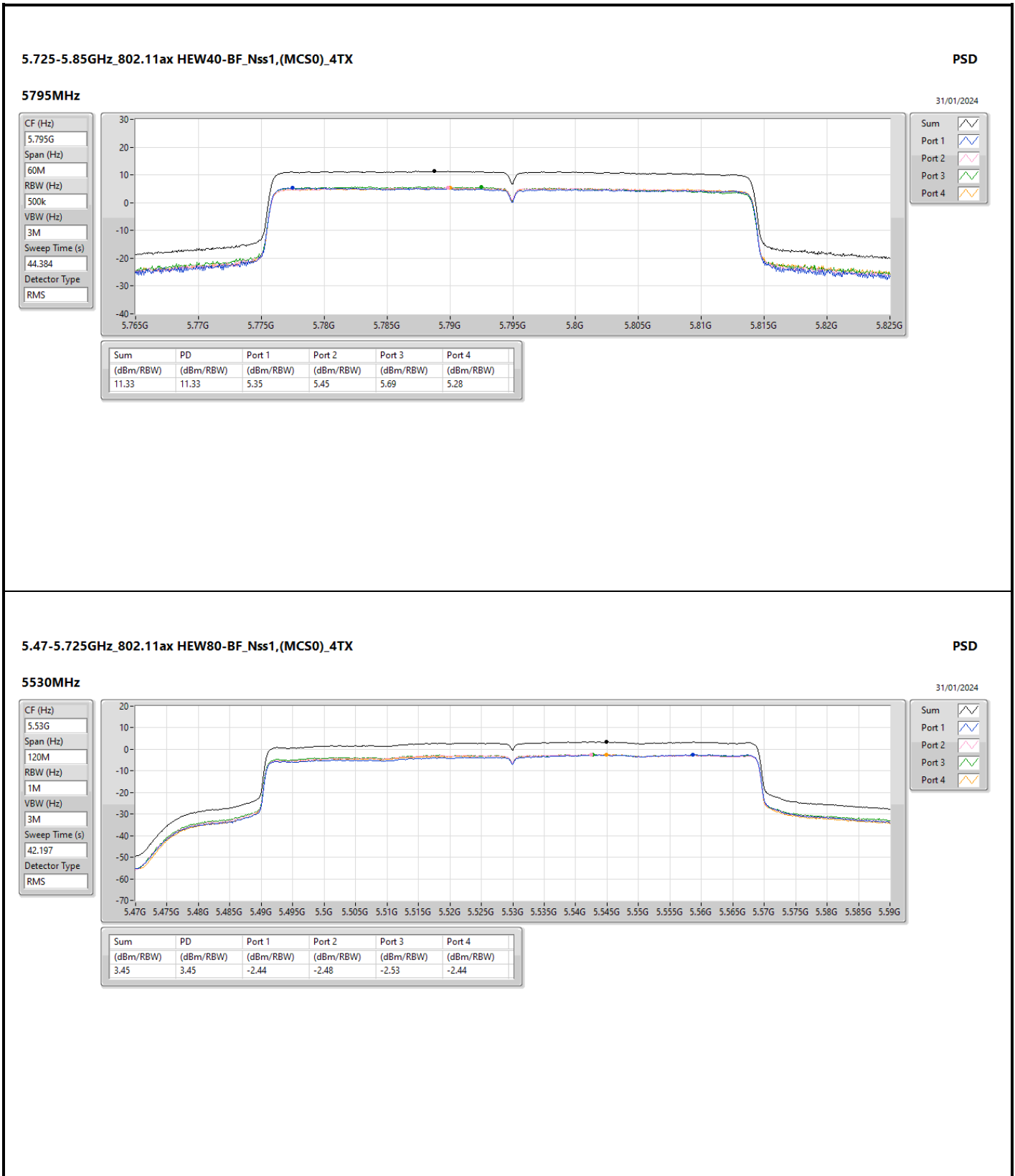




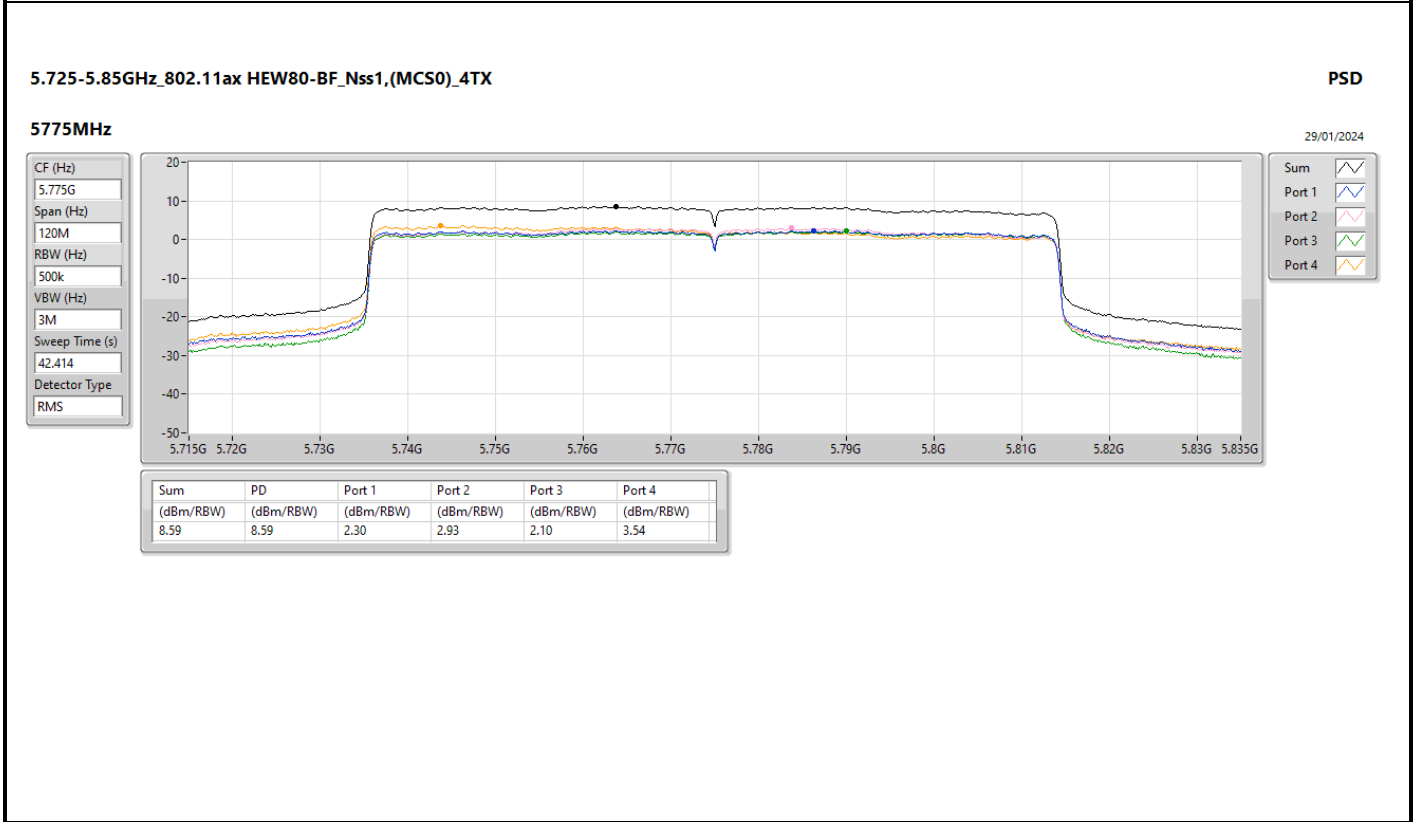
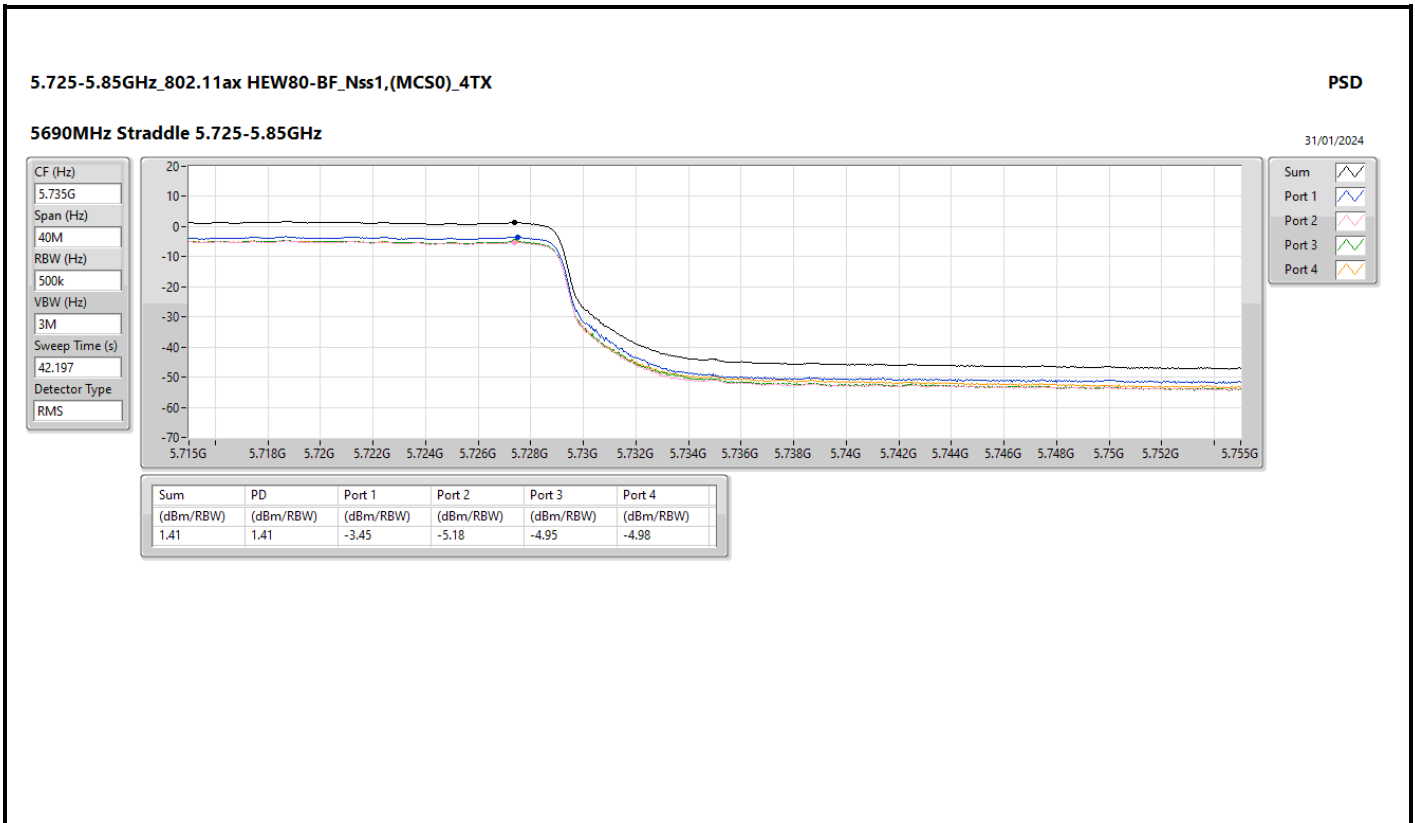


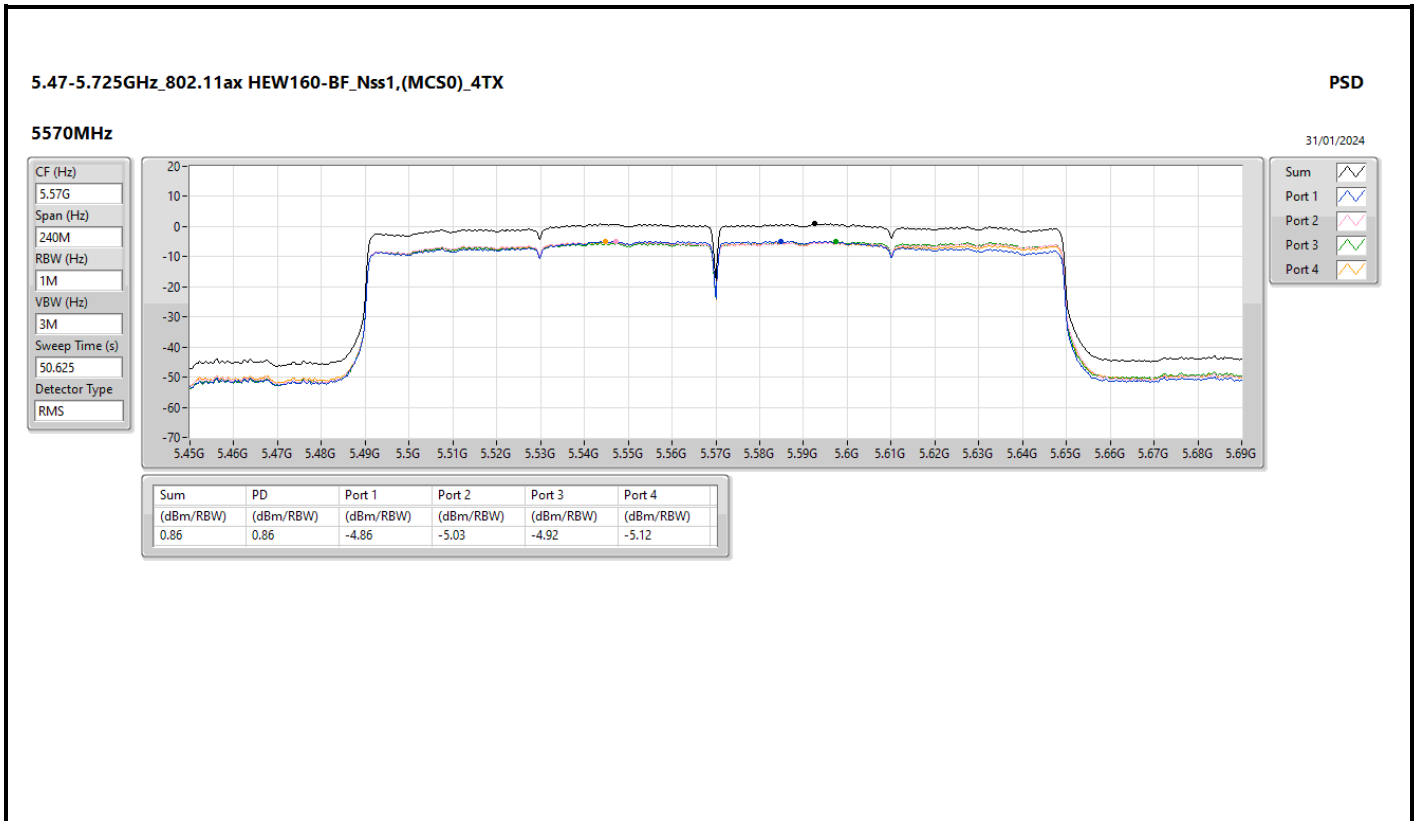










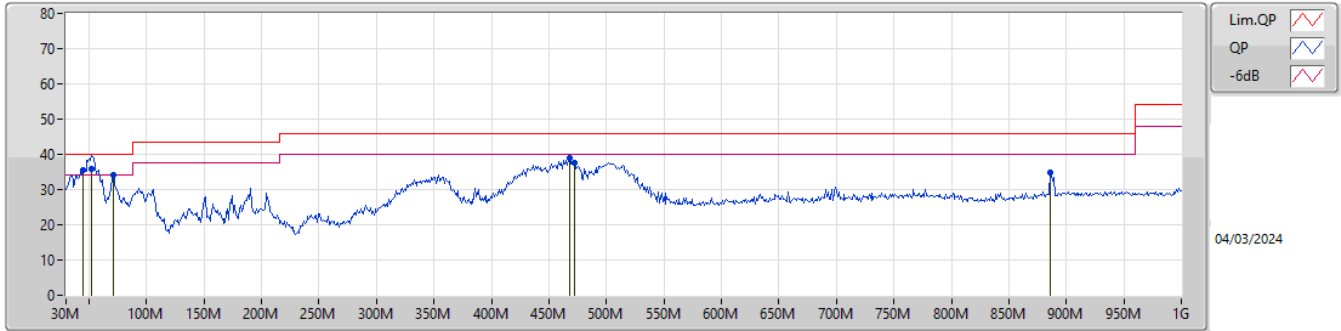




Summary

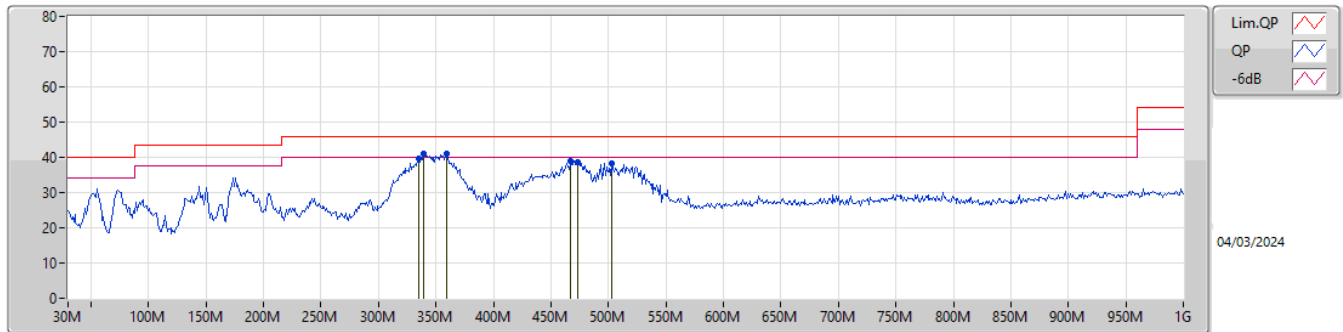
| Mode | Result | Type | Freq (Hz) | Level (dBuV/m) | Limit (dBuV/m) | Margin (dB) | Condition |
|--------|--------|------|-----------|----------------|----------------|-------------|-----------|
| Mode 2 | Pass | QP | 52.31M | 35.87 | 40.00 | -4.13 | Vertical |

Mode 2



| Type | Freq (Hz) | Level (dBuV/m) | Limit (dBuV/m) | Margin (dB) | Factor (dB/m) | Dist (m) | Condition | Azimuth (°) | Height (m) | Comment | Raw (dBuV/m) | AF (dB/m) | CL (dB) | PA (dB) |
|------|-----------|----------------|----------------|-------------|---------------|----------|-----------|-------------|------------|---------|--------------|-----------|---------|---------|
| QP | 44.55M | 35.50 | 40.00 | -4.50 | -14.20 | 3 | Vertical | 308 | 1.00 | - | 49.70 | 16.86 | 1.30 | 32.36 |
| QP | 52.31M | 35.87 | 40.00 | -4.13 | -17.23 | 3 | Vertical | 356 | 3.00 | "Worst" | 53.10 | 13.74 | 1.35 | 32.32 |
| PK | 70.74M | 34.14 | 40.00 | -5.86 | -18.42 | 3 | Vertical | 360 | 3.00 | - | 52.56 | 12.39 | 1.48 | 32.29 |
| PK | 468.44M | 38.86 | 46.00 | -7.14 | -5.89 | 3 | Vertical | 92 | 1.25 | - | 44.75 | 23.01 | 3.16 | 32.06 |
| PK | 472.32M | 37.60 | 46.00 | -8.40 | -5.81 | 3 | Vertical | 101 | 1.25 | - | 43.41 | 23.07 | 3.17 | 32.05 |
| PK | 885.54M | 35.00 | 46.00 | -11.00 | -1.11 | 3 | Vertical | 306 | 1.25 | - | 36.11 | 26.33 | 4.27 | 31.71 |

Mode 2



| Type | Freq (Hz) | Level (dBuV/m) | Limit (dBuV/m) | Margin (dB) | Factor (dB/m) | Dist (m) | Condition | Azimuth (°) | Height (m) | Comment | Raw (dBuV/m) | AF (dB/m) | CL (dB) | PA (dB) |
|------|-----------|----------------|----------------|-------------|---------------|----------|------------|-------------|------------|---------|--------------|-----------|---------|---------|
| PK | 334.58M | 39.71 | 46.00 | -6.29 | -9.55 | 3 | Horizontal | 154 | 1.00 | - | 49.26 | 19.59 | 2.73 | 31.87 |
| PK | 339.43M | 41.20 | 46.00 | -4.80 | -9.39 | 3 | Horizontal | 154 | 1.00 | "Worst" | 50.59 | 19.72 | 2.75 | 31.86 |
| PK | 358.83M | 40.91 | 46.00 | -5.09 | -8.42 | 3 | Horizontal | 171 | 1.25 | - | 49.33 | 20.62 | 2.83 | 31.87 |
| PK | 467.47M | 39.02 | 46.00 | -6.98 | -5.92 | 3 | Horizontal | 326 | 1.00 | - | 44.94 | 22.98 | 3.16 | 32.06 |
| PK | 473.29M | 38.76 | 46.00 | -7.24 | -5.78 | 3 | Horizontal | 309 | 1.00 | - | 44.54 | 23.09 | 3.18 | 32.05 |
| PK | 502.39M | 38.35 | 46.00 | -7.65 | -5.35 | 3 | Horizontal | 309 | 1.00 | - | 43.70 | 23.43 | 3.26 | 32.04 |

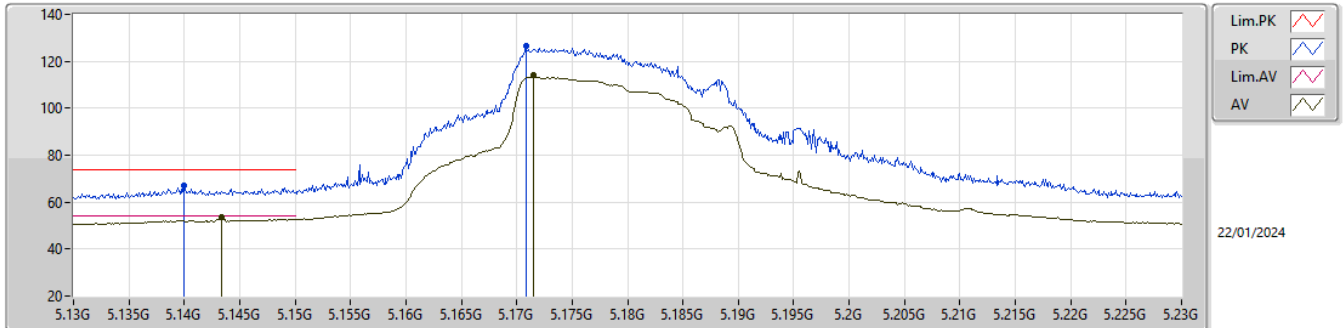


Summary

| Mode | Result | Type | Freq (Hz) | Level (dBuV/m) | Limit (dBuV/m) | Margin (dB) | Dist (m) | Condition | Azimuth (°) | Height (m) | Comments |
|-----------------------------------|--------|------|-----------|----------------|----------------|-------------|----------|-----------|-------------|------------|----------|
| 5.15-5.25GHz | - | - | - | - | - | - | - | - | - | - | - |
| 802.11ax HEW40-BF_Nss1,(MCS0)_4TX | Pass | PK | 5.15G | 73.81 | 74.00 | -0.19 | 3 | Vertical | 236 | 1.79 | - |

5.15-5.25GHz_802.11ax_HEW20-BF_Nss1,(MCS0)_4TX

5180MHz_TX

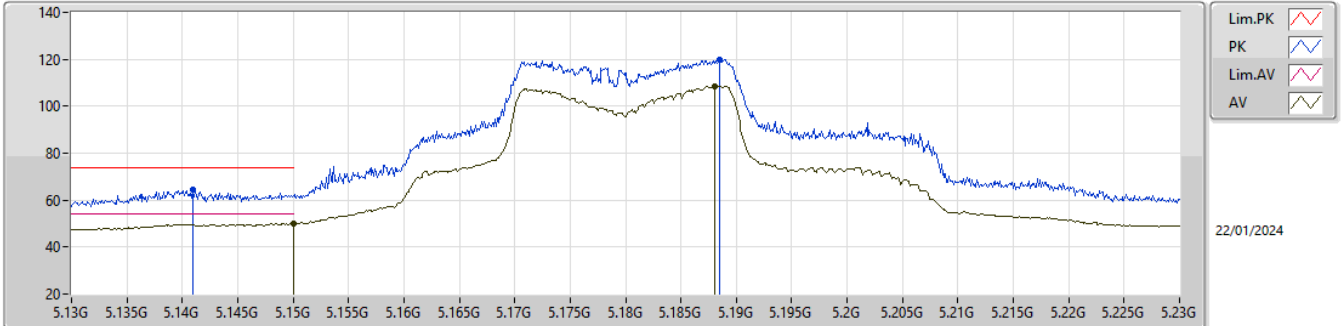


EUTZ_4TX
Setting 93
06-D-S-4-10

| Type | Freq (Hz) | Level (dBuV/m) | Limit (dBuV/m) | Margin (dB) | Raw (dBuV) | Dist (m) | Condition | Azimuth (°) | Height (m) | Comment | AF (dB) | CL (dB) | PA (dB) |
|------|-----------|----------------|----------------|-------------|------------|----------|-----------|-------------|------------|---------|---------|---------|---------|
| PK | 5.14G | 67.21 | 74.00 | -6.79 | 59.56 | 3 | Vertical | 231 | 1.69 | - | 32.10 | 6.91 | 31.36 |
| AV | 5.1434G | 53.48 | 54.00 | -0.52 | 45.83 | 3 | Vertical | 231 | 1.69 | - | 32.10 | 6.91 | 31.36 |
| PK | 5.1708G | 126.69 | Inf | -Inf | 119.15 | 3 | Vertical | 231 | 1.69 | - | 31.98 | 6.93 | 31.37 |
| AV | 5.1715G | 114.15 | Inf | -Inf | 106.62 | 3 | Vertical | 231 | 1.69 | - | 31.97 | 6.93 | 31.37 |

5.15-5.25GHz_802.11ax_HEW20-BF_Nss1,(MCS0)_4TX

5180MHz_TX

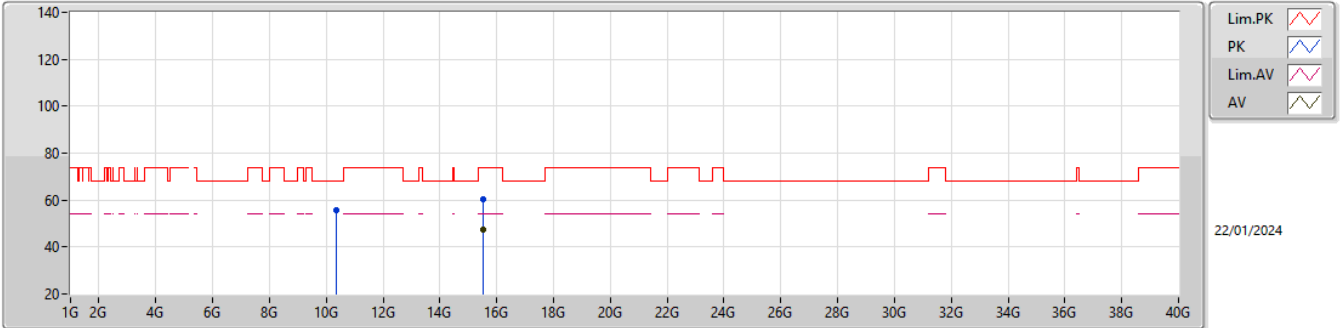


EUT_Z_4TX
 Setting 93
 05-E-G-5-10

| Type | Freq (Hz) | Level (dBuV/m) | Limit (dBuV/m) | Margin (dB) | Raw (dBuV) | Dist (m) | Condition | Azimuth (°) | Height (m) | Comment | AF (dB) | CL (dB) | PA (dB) |
|------|-----------|----------------|----------------|-------------|------------|----------|------------|-------------|------------|---------|---------|---------|---------|
| PK | 5.1409G | 64.42 | 74.00 | -9.58 | 59.55 | 3 | Horizontal | 213 | 2.70 | - | 33.00 | 7.39 | 35.52 |
| AV | 5.15G | 49.97 | 54.00 | -4.03 | 45.09 | 3 | Horizontal | 213 | 2.70 | - | 33.00 | 7.40 | 35.52 |
| PK | 5.1885G | 119.92 | Inf | -Inf | 114.91 | 3 | Horizontal | 213 | 2.70 | - | 33.08 | 7.44 | 35.51 |
| AV | 5.1881G | 108.62 | Inf | -Inf | 103.61 | 3 | Horizontal | 213 | 2.70 | - | 33.08 | 7.44 | 35.51 |

5.15-5.25GHz_802.11ax_HEW20-BF_Nss1,(MCS0)_4TX

5180MHz_TX

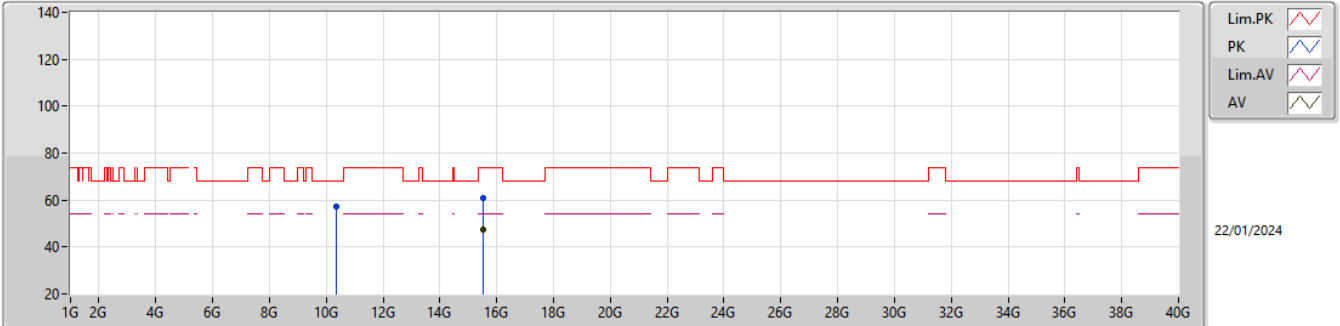


EUT_Z_4TX
 Setting 93
 05-E-G-5-10

| Type | Freq (Hz) | Level (dBuV/m) | Limit (dBuV/m) | Margin (dB) | Raw (dBuV) | Dist (m) | Condition | Azimuth (°) | Height (m) | Comment | AF (dB) | CL (dB) | PA (dB) |
|------|-----------|----------------|----------------|-------------|------------|----------|-----------|-------------|------------|---------|---------|---------|---------|
| PK | 10.3552G | 55.82 | 68.20 | -12.38 | 40.36 | 3 | Vertical | 10 | 1.80 | - | 38.71 | 10.35 | 33.60 |
| PK | 15.53794G | 60.19 | 74.00 | -13.81 | 43.17 | 3 | Vertical | 359 | 2.57 | - | 38.27 | 12.28 | 33.53 |
| AV | 15.53132G | 47.32 | 54.00 | -6.68 | 30.28 | 3 | Vertical | 359 | 2.57 | - | 38.31 | 12.27 | 33.54 |

5.15-5.25GHz_802.11ax_HEW20-BF_Nss1,(MCS0)_4TX

5180MHz_TX

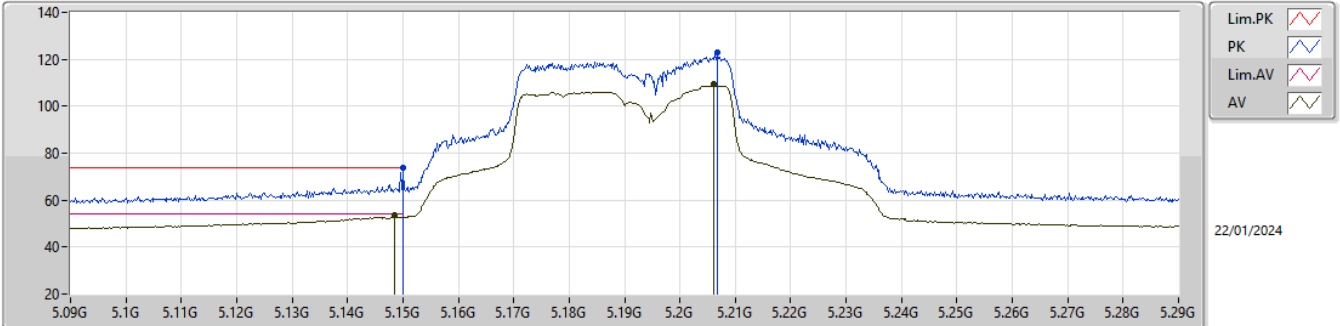


EUT_Z_4TX
 Setting 93
 05-E-G-5-10

| Type | Freq (Hz) | Level (dBuV/m) | Limit (dBuV/m) | Margin (dB) | Raw (dBuV) | Dist (m) | Condition | Azimuth (°) | Height (m) | Comment | AF (dB) | CL (dB) | PA (dB) |
|------|-----------|----------------|----------------|-------------|------------|----------|------------|-------------|------------|---------|---------|---------|---------|
| PK | 10.3508G | 57.44 | 68.20 | -10.76 | 41.99 | 3 | Horizontal | 19 | 1.23 | - | 38.70 | 10.34 | 33.59 |
| PK | 15.5424G | 60.70 | 74.00 | -13.30 | 43.70 | 3 | Horizontal | 233 | 1.37 | - | 38.25 | 12.28 | 33.53 |
| AV | 15.53166G | 47.47 | 54.00 | -6.53 | 30.43 | 3 | Horizontal | 233 | 1.37 | - | 38.31 | 12.27 | 33.54 |

5.15-5.25GHz_802.11ax_HEW40-BF_Nss1,(MCS0)_4TX

5190MHz_TX

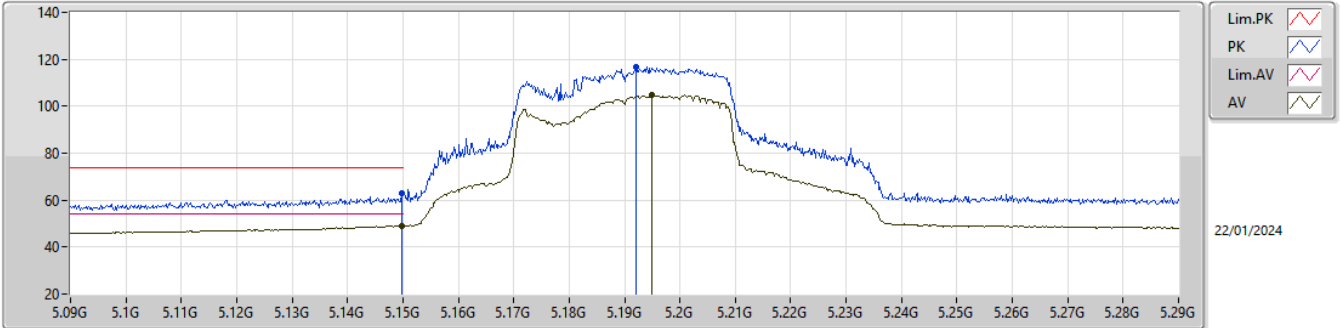


EUT_Z_4TX
Setting 86
06-D-S-4-10

| Type | Freq (Hz) | Level (dBuV/m) | Limit (dBuV/m) | Margin (dB) | Raw (dBuV) | Dist (m) | Condition | Azimuth (°) | Height (m) | Comment | AF (dB) | CL (dB) | PA (dB) |
|------|-----------|----------------|----------------|-------------|------------|----------|-----------|-------------|------------|---------|---------|---------|---------|
| PK | 5.15G | 73.81 | 74.00 | -0.19 | 66.15 | 3 | Vertical | 236 | 1.79 | - | 32.10 | 6.92 | 31.36 |
| AV | 5.1484G | 53.66 | 54.00 | -0.34 | 46.01 | 3 | Vertical | 236 | 1.79 | - | 32.10 | 6.91 | 31.36 |
| PK | 5.2068G | 122.74 | Inf | -Inf | 115.41 | 3 | Vertical | 236 | 1.79 | - | 31.77 | 6.95 | 31.39 |
| AV | 5.206G | 109.41 | Inf | -Inf | 102.08 | 3 | Vertical | 236 | 1.79 | - | 31.78 | 6.94 | 31.39 |

5.15-5.25GHz_802.11ax_HEW40-BF_Nss1,(MCS0)_4TX

5190MHz_TX

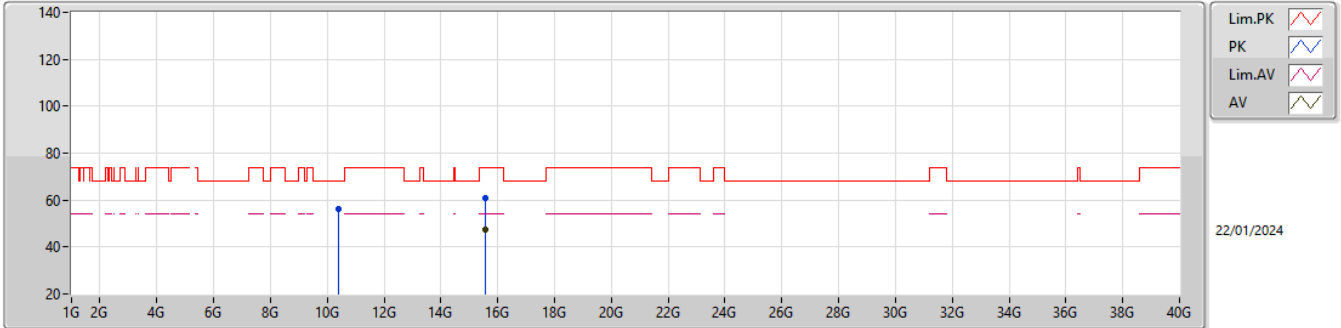


EUT_Z_4TX
 Setting 86
 05-E-G-5-10

| Type | Freq (Hz) | Level (dBuV/m) | Limit (dBuV/m) | Margin (dB) | Raw (dBuV) | Dist (m) | Condition | Azimuth (°) | Height (m) | Comment | AF (dB) | CL (dB) | PA (dB) |
|------|-----------|----------------|----------------|-------------|------------|----------|------------|-------------|------------|---------|---------|---------|---------|
| PK | 5.1498G | 62.81 | 74.00 | -11.19 | 57.93 | 3 | Horizontal | 216 | 2.80 | - | 33.00 | 7.40 | 35.52 |
| AV | 5.1498G | 49.15 | 54.00 | -4.85 | 44.27 | 3 | Horizontal | 216 | 2.80 | - | 33.00 | 7.40 | 35.52 |
| PK | 5.192G | 116.78 | Inf | -Inf | 111.77 | 3 | Horizontal | 216 | 2.80 | - | 33.08 | 7.44 | 35.51 |
| AV | 5.195G | 104.63 | Inf | -Inf | 99.60 | 3 | Horizontal | 216 | 2.80 | - | 33.09 | 7.45 | 35.51 |

5.15-5.25GHz_802.11ax_HEW40-BF_Nss1,(MCS0)_4TX

5190MHz_TX

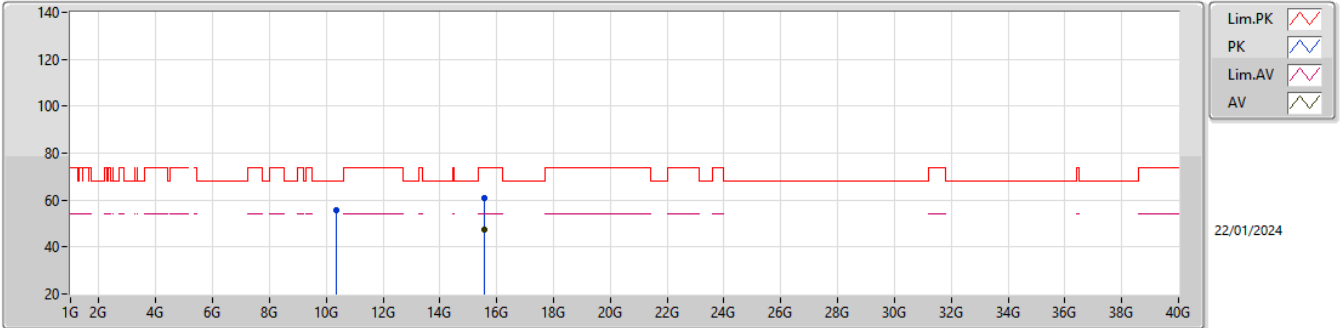


EUT_Z_4TX
Setting 86
05-E-G-5-10

| Type | Freq (Hz) | Level (dBuV/m) | Limit (dBuV/m) | Margin (dB) | Raw (dBuV) | Dist (m) | Condition | Azimuth (°) | Height (m) | Comment | AF (dB) | CL (dB) | PA (dB) |
|------|-----------|----------------|----------------|-------------|------------|----------|-----------|-------------|------------|---------|---------|---------|---------|
| PK | 10.38204G | 56.03 | 68.20 | -12.17 | 40.55 | 3 | Vertical | 114 | 1.80 | - | 38.76 | 10.36 | 33.64 |
| PK | 15.56642G | 60.97 | 74.00 | -13.03 | 44.05 | 3 | Vertical | 211 | 1.23 | - | 38.13 | 12.28 | 33.49 |
| AV | 15.57964G | 47.38 | 54.00 | -6.62 | 30.48 | 3 | Vertical | 211 | 1.23 | - | 38.08 | 12.29 | 33.47 |

5.15-5.25GHz_802.11ax_HEW40-BF_Nss1,(MCS0)_4TX

5190MHz_TX

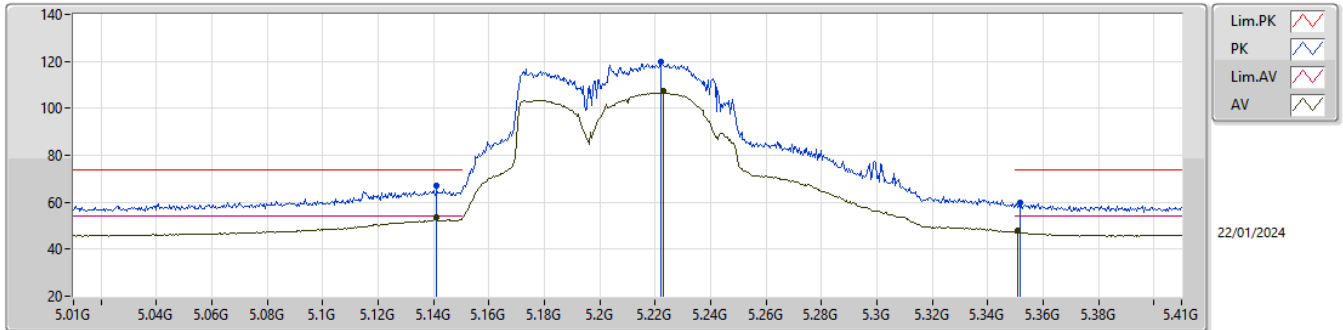


EUT_Z_4TX
 Setting 86
 05-E-G-5-10

| Type | Freq (Hz) | Level (dBuV/m) | Limit (dBuV/m) | Margin (dB) | Raw (dBuV) | Dist (m) | Condition | Azimuth (°) | Height (m) | Comment | AF (dB) | CL (dB) | PA (dB) |
|------|-----------|----------------|----------------|-------------|------------|----------|------------|-------------|------------|---------|---------|---------|---------|
| PK | 10.37206G | 55.51 | 68.20 | -12.69 | 40.04 | 3 | Horizontal | 53 | 1.56 | - | 38.74 | 10.35 | 33.62 |
| PK | 15.57112G | 61.05 | 74.00 | -12.95 | 44.12 | 3 | Horizontal | 332 | 1.51 | - | 38.12 | 12.29 | 33.48 |
| AV | 15.57962G | 47.46 | 54.00 | -6.54 | 30.56 | 3 | Horizontal | 332 | 1.51 | - | 38.08 | 12.29 | 33.47 |

5.15-5.25GHz_802.11ax_HEW80-BF_Nss1,(MCS0)_4TX

5210MHz_TX

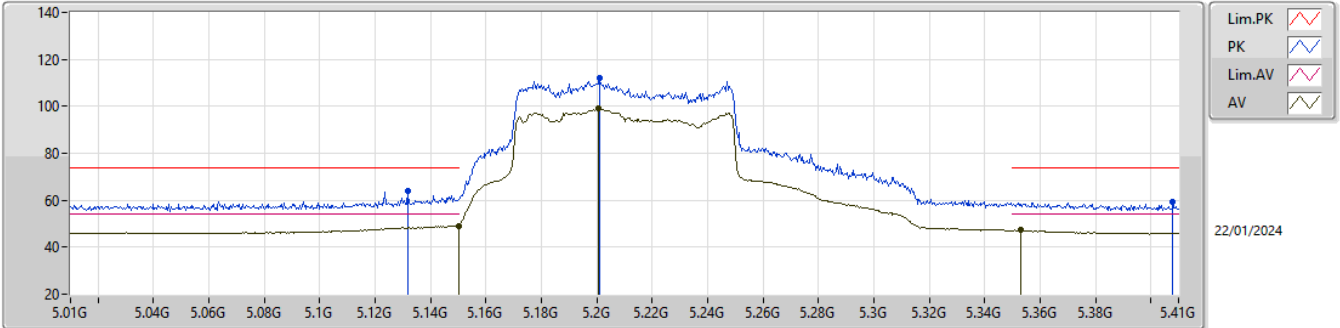


EUT_Z_4TX
Setting 89
06-D-S-4-10

| Type | Freq (Hz) | Level (dBuV/m) | Limit (dBuV/m) | Margin (dB) | Raw (dBuV) | Dist (m) | Condition | Azimuth (°) | Height (m) | Comment | AF (dB) | CL (dB) | PA (dB) |
|------|--------------|-------------------|-------------------|----------------|---------------|-------------|-----------|----------------|---------------|---------|------------|------------|------------|
| PK | 5.1412G | 66.96 | 74.00 | -7.04 | 59.31 | 3 | Vertical | 338 | 1.66 | - | 32.10 | 6.91 | 31.36 |
| AV | 5.1408G | 53.79 | 54.00 | -0.21 | 46.14 | 3 | Vertical | 338 | 1.66 | - | 32.10 | 6.91 | 31.36 |
| PK | 5.222G | 119.91 | Inf | -Inf | 112.64 | 3 | Vertical | 338 | 1.66 | - | 31.71 | 6.96 | 31.40 |
| AV | 5.2228G | 107.58 | Inf | -Inf | 100.31 | 3 | Vertical | 338 | 1.66 | - | 31.71 | 6.96 | 31.40 |
| PK | 5.3516G | 59.95 | 74.00 | -14.05 | 52.87 | 3 | Vertical | 338 | 1.66 | - | 31.50 | 7.05 | 31.47 |
| AV | 5.3508G | 47.81 | 54.00 | -6.19 | 40.73 | 3 | Vertical | 338 | 1.66 | - | 31.50 | 7.05 | 31.47 |

5.15-5.25GHz_802.11ax_HEW80-BF_Nss1,(MCS0)_4TX

5210MHz_TX

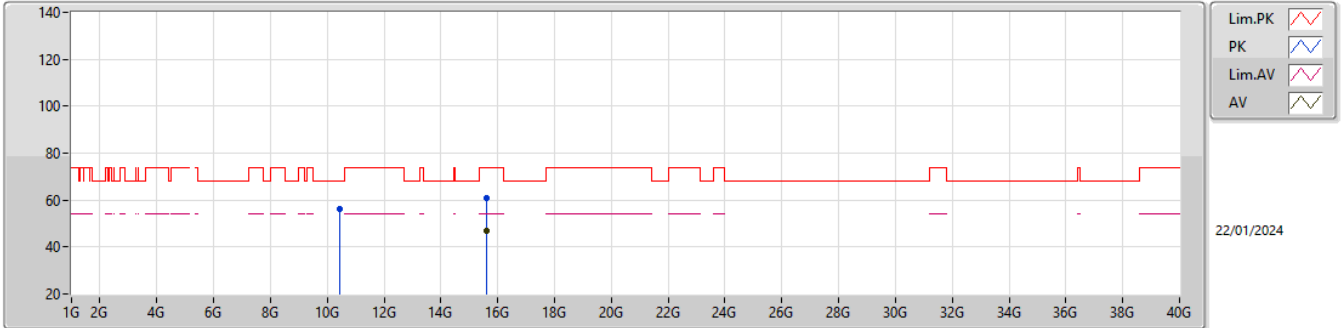


EUT_Z_4TX
Setting 89
05-E-G-5-10

| Type | Freq (Hz) | Level (dBuV/m) | Limit (dBuV/m) | Margin (dB) | Raw (dBuV) | Dist (m) | Condition | Azimuth (°) | Height (m) | Comment | AF (dB) | CL (dB) | PA (dB) |
|------|-----------|----------------|----------------|-------------|------------|----------|------------|-------------|------------|---------|---------|---------|---------|
| PK | 5.1316G | 64.01 | 74.00 | -9.99 | 59.14 | 3 | Horizontal | 319 | 2.72 | - | 33.00 | 7.39 | 35.52 |
| AV | 5.15G | 49.09 | 54.00 | -4.91 | 44.21 | 3 | Horizontal | 319 | 2.72 | - | 33.00 | 7.40 | 35.52 |
| PK | 5.2008G | 111.86 | Inf | -Inf | 106.81 | 3 | Horizontal | 319 | 2.72 | - | 33.10 | 7.45 | 35.50 |
| AV | 5.2004G | 99.09 | Inf | -Inf | 94.04 | 3 | Horizontal | 319 | 2.72 | - | 33.10 | 7.45 | 35.50 |
| PK | 5.408G | 59.15 | 74.00 | -14.85 | 54.16 | 3 | Horizontal | 319 | 2.72 | - | 32.88 | 7.56 | 35.45 |
| AV | 5.3532G | 47.20 | 54.00 | -6.80 | 42.32 | 3 | Horizontal | 319 | 2.72 | - | 32.81 | 7.53 | 35.46 |

5.15-5.25GHz_802.11ax_HEW80-BF_Nss1,(MCS0)_4TX

5210MHz_TX

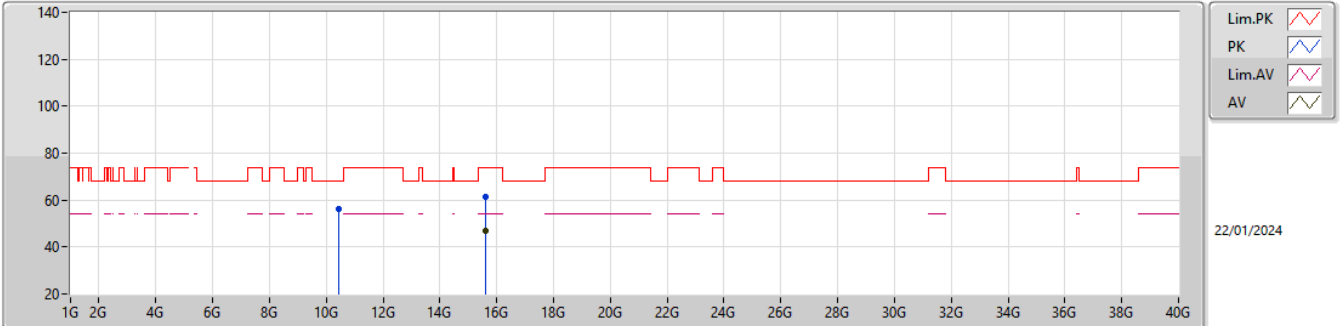


EUT_Z_4TX
 Setting 89
 05-E-G-5-10

| Type | Freq (Hz) | Level (dBuV/m) | Limit (dBuV/m) | Margin (dB) | Raw (dBuV) | Dist (m) | Condition | Azimuth (°) | Height (m) | Comment | AF (dB) | CL (dB) | PA (dB) |
|------|-----------|----------------|----------------|-------------|------------|----------|-----------|-------------|------------|---------|---------|---------|---------|
| PK | 10.42152G | 56.17 | 68.20 | -12.03 | 40.70 | 3 | Vertical | 10 | 1.17 | - | 38.80 | 10.38 | 33.71 |
| PK | 15.62524G | 60.71 | 74.00 | -13.29 | 44.06 | 3 | Vertical | 55 | 1.76 | - | 37.75 | 12.30 | 33.40 |
| AV | 15.62042G | 47.06 | 54.00 | -6.94 | 30.37 | 3 | Vertical | 55 | 1.76 | - | 37.80 | 12.30 | 33.41 |

5.15-5.25GHz_802.11ax_HEW80-BF_Nss1,(MCS0)_4TX

5210MHz_TX

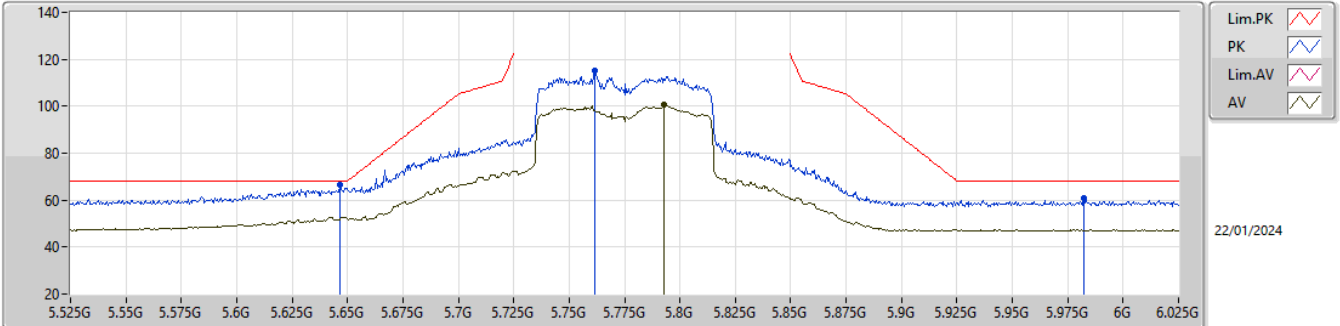


EUT_Z_4TX
 Setting 89
 05-E-G-5-10

| Type | Freq (Hz) | Level (dBuV/m) | Limit (dBuV/m) | Margin (dB) | Raw (dBuV) | Dist (m) | Condition | Azimuth (°) | Height (m) | Comment | AF (dB) | CL (dB) | PA (dB) |
|------|-----------|----------------|----------------|-------------|------------|----------|------------|-------------|------------|---------|---------|---------|---------|
| PK | 10.42066G | 56.18 | 68.20 | -12.02 | 40.71 | 3 | Horizontal | 345 | 2.68 | - | 38.80 | 10.38 | 33.71 |
| PK | 15.62646G | 61.25 | 74.00 | -12.75 | 44.61 | 3 | Horizontal | 345 | 1.24 | - | 37.74 | 12.30 | 33.40 |
| AV | 15.62108G | 47.03 | 54.00 | -6.97 | 30.35 | 3 | Horizontal | 345 | 1.24 | - | 37.79 | 12.30 | 33.41 |

5.725-5.85GHz_802.11ax HEW80-BF_Nss1,(MCS0)_4TX

5775MHz_TX

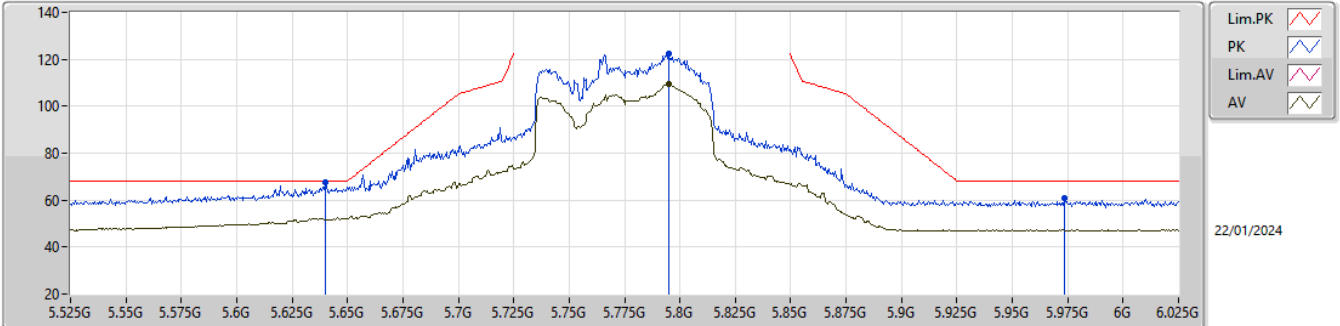


EUT_X_4TX
 Setting 96
 06-D-5-4-10

| Type | Freq (Hz) | Level (dBuV/m) | Limit (dBuV/m) | Margin (dB) | Raw (dBuV) | Dist (m) | Condition | Azimuth (°) | Height (m) | Comment | AF (dB) | CL (dB) | PA (dB) |
|------|-----------|----------------|----------------|-------------|------------|----------|-----------|-------------|------------|---------|---------|---------|---------|
| PK | 5.6465G | 66.40 | 68.20 | -1.80 | 59.00 | 3 | Vertical | 342 | 2.43 | - | 31.71 | 7.26 | 31.57 |
| PK | 5.7615G | 115.01 | Inf | -Inf | 107.01 | 3 | Vertical | 342 | 2.43 | - | 32.22 | 7.36 | 31.58 |
| AV | 5.793G | 100.83 | Inf | -Inf | 92.75 | 3 | Vertical | 342 | 2.43 | - | 32.29 | 7.38 | 31.59 |
| PK | 5.9825G | 60.66 | 68.20 | -7.54 | 52.27 | 3 | Vertical | 342 | 2.43 | - | 32.54 | 7.46 | 31.61 |

5.725-5.85GHz_802.11ax HEW80-BF_Nss1,(MCS0)_4TX

5775MHz_TX

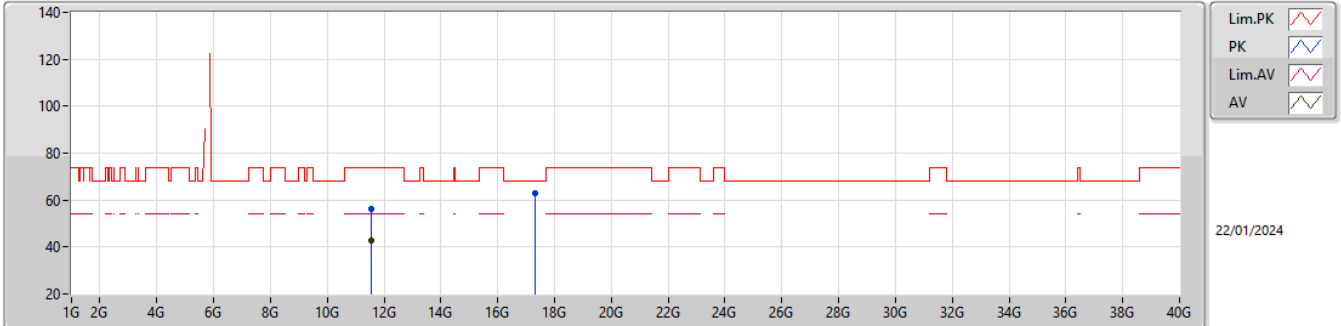


EUT_X_4TX
Setting 96
06-D-S-4-10

| Type | Freq (Hz) | Level (dBuV/m) | Limit (dBuV/m) | Margin (dB) | Raw (dBuV) | Dist (m) | Condition | Azimuth (°) | Height (m) | Comment | AF (dB) | CL (dB) | PA (dB) |
|------|-----------|----------------|----------------|-------------|------------|----------|------------|-------------|------------|---------|---------|---------|---------|
| PK | 5.64G | 67.79 | 68.20 | -0.41 | 60.39 | 3 | Horizontal | 82 | 1.80 | - | 31.72 | 7.25 | 31.57 |
| PK | 5.795G | 122.64 | Inf | -Inf | 114.55 | 3 | Horizontal | 82 | 1.80 | - | 32.29 | 7.39 | 31.59 |
| AV | 5.795G | 109.52 | Inf | -Inf | 101.43 | 3 | Horizontal | 82 | 1.80 | - | 32.29 | 7.39 | 31.59 |
| PK | 5.9735G | 60.69 | 68.20 | -7.51 | 52.29 | 3 | Horizontal | 82 | 1.80 | - | 32.55 | 7.46 | 31.61 |

5.725-5.85GHz_802.11ax HEW80-BF_Nss1,(MCS0)_4TX

5775MHz_TX

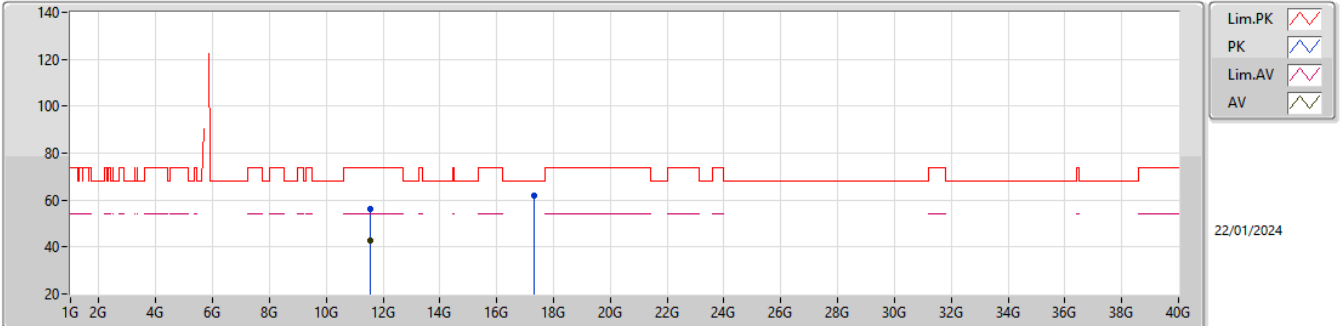


EUT_X_4TX
 Setting 96
 05-E-G-5-10

| Type | Freq (Hz) | Level (dBuV/m) | Limit (dBuV/m) | Margin (dB) | Raw (dBuV) | Dist (m) | Condition | Azimuth (°) | Height (m) | Comment | AF (dB) | CL (dB) | PA (dB) |
|------|-----------|----------------|----------------|-------------|------------|----------|-----------|-------------|------------|---------|---------|---------|---------|
| PK | 11.54402G | 56.29 | 74.00 | -17.71 | 39.55 | 3 | Vertical | 227 | 1.80 | - | 38.92 | 10.87 | 33.05 |
| AV | 11.55978G | 42.68 | 54.00 | -11.32 | 26.00 | 3 | Vertical | 227 | 1.80 | - | 38.86 | 10.88 | 33.06 |
| PK | 17.32664G | 62.72 | 68.20 | -5.48 | 44.00 | 3 | Vertical | 125 | 1.80 | - | 38.75 | 13.05 | 33.08 |

5.725-5.85GHz_802.11ax HEW80-BF_Nss1,(MCS0)_4TX

5775MHz_TX

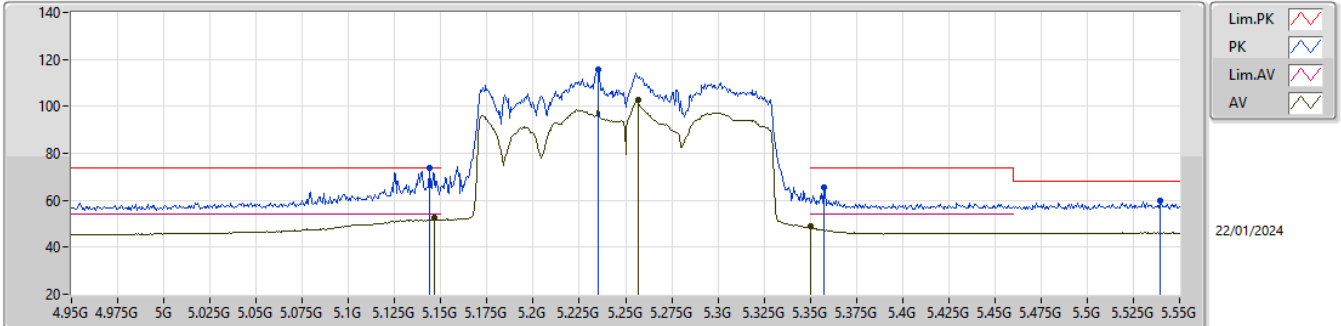


EUT_X_4TX
 Setting 96
 05-E-G-5-10

| Type | Freq (Hz) | Level (dBuV/m) | Limit (dBuV/m) | Margin (dB) | Raw (dBuV) | Dist (m) | Condition | Azimuth (°) | Height (m) | Comment | AF (dB) | CL (dB) | PA (dB) |
|------|-----------|----------------|----------------|-------------|------------|----------|------------|-------------|------------|---------|---------|---------|---------|
| PK | 11.54374G | 56.29 | 74.00 | -17.71 | 39.54 | 3 | Horizontal | 37 | 2.68 | - | 38.93 | 10.87 | 33.05 |
| AV | 11.55992G | 42.88 | 54.00 | -11.12 | 26.20 | 3 | Horizontal | 37 | 2.68 | - | 38.86 | 10.88 | 33.06 |
| PK | 17.32784G | 61.65 | 68.20 | -6.55 | 42.92 | 3 | Horizontal | 239 | 1.05 | - | 38.76 | 13.05 | 33.08 |

5.25-5.35GHz_802.11ax_HEW160-BF_Nss1,(MCS0)_4TX

5250MHz Straddle 5.25-5.35GHz_TX

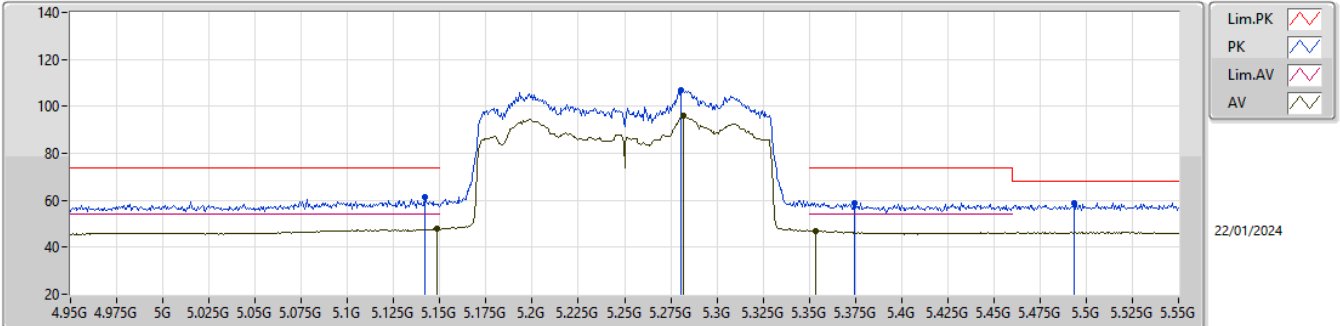


EUT_Z_4TX
Setting 74
06-D-S-4-10

| Type | Freq (Hz) | Level (dBuV/m) | Limit (dBuV/m) | Margin (dB) | Raw (dBuV) | Dist (m) | Condition | Azimuth (°) | Height (m) | Comment | AF (dB) | CL (dB) | PA (dB) |
|------|-----------|----------------|----------------|-------------|------------|----------|-----------|-------------|------------|---------|---------|---------|---------|
| PK | 5.1438G | 73.57 | 74.00 | -0.43 | 65.92 | 3 | Vertical | 218 | 1.62 | - | 32.10 | 6.91 | 31.36 |
| AV | 5.1468G | 52.63 | 54.00 | -1.37 | 44.98 | 3 | Vertical | 218 | 1.62 | - | 32.10 | 6.91 | 31.36 |
| PK | 5.235G | 115.93 | Inf | -Inf | 108.71 | 3 | Vertical | 218 | 1.62 | - | 31.66 | 6.97 | 31.41 |
| AV | 5.2566G | 102.66 | Inf | -Inf | 95.51 | 3 | Vertical | 218 | 1.62 | - | 31.59 | 6.98 | 31.42 |
| PK | 5.3574G | 65.53 | 74.00 | -8.47 | 58.43 | 3 | Vertical | 218 | 1.62 | - | 31.51 | 7.06 | 31.47 |
| AV | 5.35G | 48.84 | 54.00 | -5.16 | 41.76 | 3 | Vertical | 218 | 1.62 | - | 31.50 | 7.05 | 31.47 |
| PK | 5.3392G | 59.92 | 68.20 | -8.28 | 52.39 | 3 | Vertical | 218 | 1.62 | - | 31.90 | 7.18 | 31.55 |

5.25-5.35GHz_802.11ax_HEW160-BF_Nss1,(MCS0)_4TX

5250MHz Straddle 5.25-5.35GHz_TX

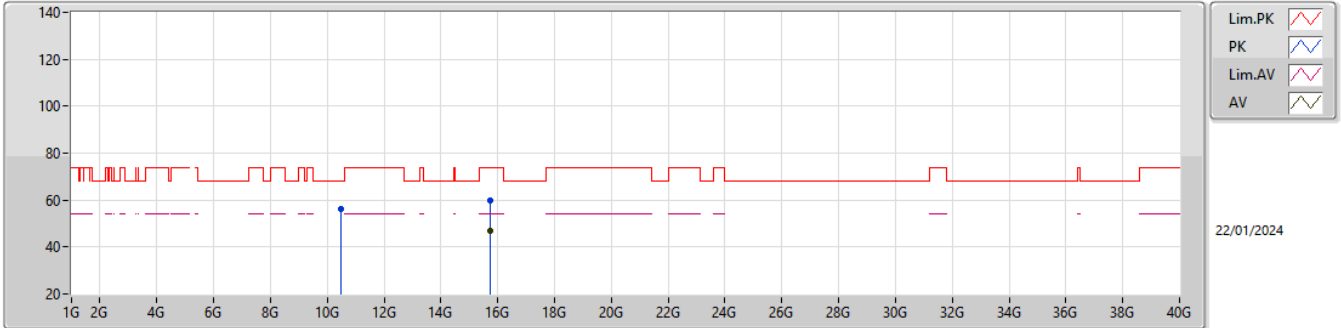


EUT_Z_4TX
 Setting 74
 05-E-G-5-10

| Type | Freq (Hz) | Level (dBuV/m) | Limit (dBuV/m) | Margin (dB) | Raw (dBuV) | Dist (m) | Condition | Azimuth (°) | Height (m) | Comment | AF (dB) | CL (dB) | PA (dB) |
|------|-----------|----------------|----------------|-------------|------------|----------|------------|-------------|------------|---------|---------|---------|---------|
| PK | 5.142G | 61.17 | 74.00 | -12.83 | 56.30 | 3 | Horizontal | 329 | 2.65 | - | 33.00 | 7.39 | 35.52 |
| AV | 5.1486G | 47.91 | 54.00 | -6.09 | 43.03 | 3 | Horizontal | 329 | 2.65 | - | 33.00 | 7.40 | 35.52 |
| PK | 5.2806G | 107.13 | Inf | -Inf | 102.18 | 3 | Horizontal | 329 | 2.65 | - | 32.94 | 7.49 | 35.48 |
| AV | 5.2818G | 96.03 | Inf | -Inf | 91.08 | 3 | Horizontal | 329 | 2.65 | - | 32.94 | 7.49 | 35.48 |
| PK | 5.3748G | 58.86 | 74.00 | -15.14 | 53.93 | 3 | Horizontal | 329 | 2.65 | - | 32.85 | 7.54 | 35.46 |
| AV | 5.3538G | 47.01 | 54.00 | -6.99 | 42.13 | 3 | Horizontal | 329 | 2.65 | - | 32.81 | 7.53 | 35.46 |
| PK | 5.4936G | 58.99 | 68.20 | -9.21 | 53.90 | 3 | Horizontal | 329 | 2.65 | - | 32.89 | 7.62 | 35.42 |

5.25-5.35GHz 802.11ax HEW160-BF_Nss1,(MCS0)_4TX

5250MHz Straddle 5.25-5.35GHz_TX

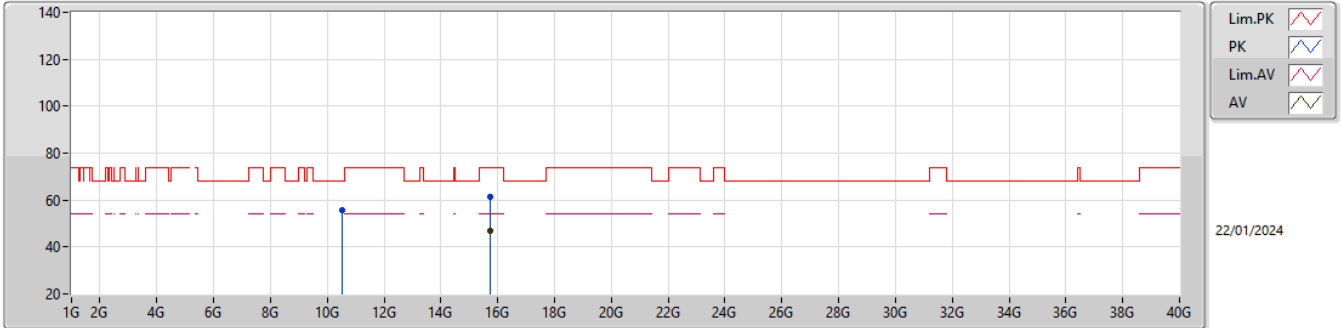


EUT_Z_4TX
 Setting 74
 05-E-G-5-10

| Type | Freq (Hz) | Level (dBuV/m) | Limit (dBuV/m) | Margin (dB) | Raw (dBuV) | Dist (m) | Condition | Azimuth (°) | Height (m) | Comment | AF (dB) | CL (dB) | PA (dB) |
|------|-----------|----------------|----------------|-------------|------------|----------|-----------|-------------|------------|---------|---------|---------|---------|
| PK | 10.4901G | 56.01 | 68.20 | -12.19 | 40.63 | 3 | Vertical | 84 | 1.80 | - | 38.80 | 10.41 | 33.83 |
| PK | 15.75064G | 60.00 | 74.00 | -14.00 | 43.06 | 3 | Vertical | 86 | 1.26 | - | 37.80 | 12.35 | 33.21 |
| AV | 15.74378G | 46.71 | 54.00 | -7.29 | 29.80 | 3 | Vertical | 86 | 1.26 | - | 37.79 | 12.34 | 33.22 |

5.25-5.35GHz 802.11ax HEW160-BF_Nss1,(MCS0)_4TX

5250MHz Straddle 5.25-5.35GHz_TX



EUT_Z_4TX
 Setting 74
 05-E-G-5-10

| Type | Freq (Hz) | Level (dBuV/m) | Limit (dBuV/m) | Margin (dB) | Raw (dBuV) | Dist (m) | Condition | Azimuth (°) | Height (m) | Comment | AF (dB) | CL (dB) | PA (dB) |
|------|-----------|----------------|----------------|-------------|------------|----------|------------|-------------|------------|---------|---------|---------|---------|
| PK | 10.508G | 55.67 | 68.20 | -12.53 | 40.30 | 3 | Horizontal | 109 | 2.57 | - | 38.80 | 10.41 | 33.84 |
| PK | 15.74418G | 61.15 | 74.00 | -12.85 | 44.24 | 3 | Horizontal | 292 | 1.62 | - | 37.79 | 12.34 | 33.22 |
| AV | 15.74214G | 46.76 | 54.00 | -7.24 | 29.86 | 3 | Horizontal | 292 | 1.62 | - | 37.78 | 12.34 | 33.22 |