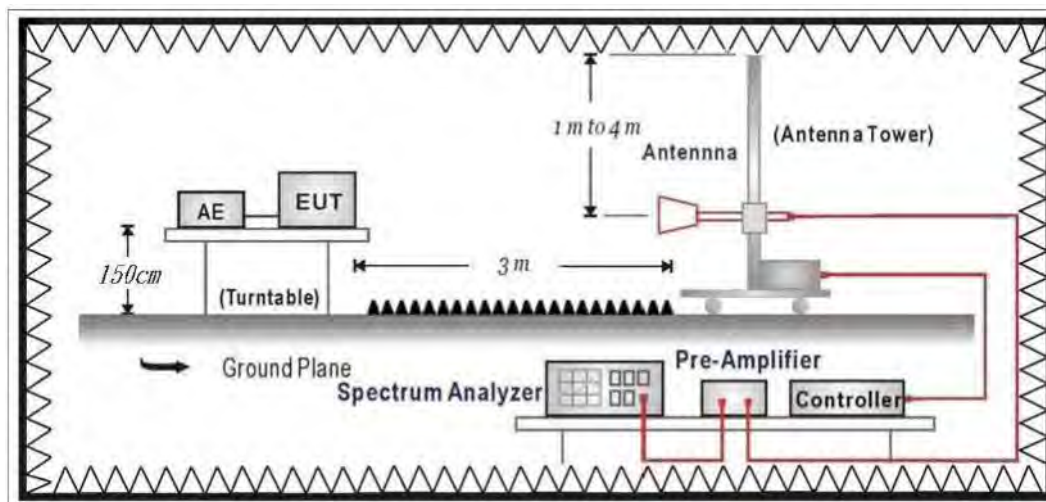


## 5. Radiated Emission Band Edge

### 5.1. Test Setup



### 5.2. Limits

Emissions radiated outside of the specified frequency bands, except for harmonics, shall be attenuated by at least 20dB below the level of the fundamental or to the general radiated emission limits in paragraph 15.209, whichever is the lesser attenuation.

### 5.3. Test Procedure

The EUT was setup according to ANSI C63.10: 2013 and tested according to DTS test procedure of KDB558074 D01 V04 for compliance to FCC 47CFR 15.247 requirements.

The EUT and its simulators are placed on a turn table which is 1.5 meter above ground. The turn table can rotate 360 degrees to determine the position of the maximum emission level. The EUT was positioned such that the distance from antenna to the EUT was 3 meters.

The antenna can move up and down between 1 meter and 4 meters to find out the maximum emission level.

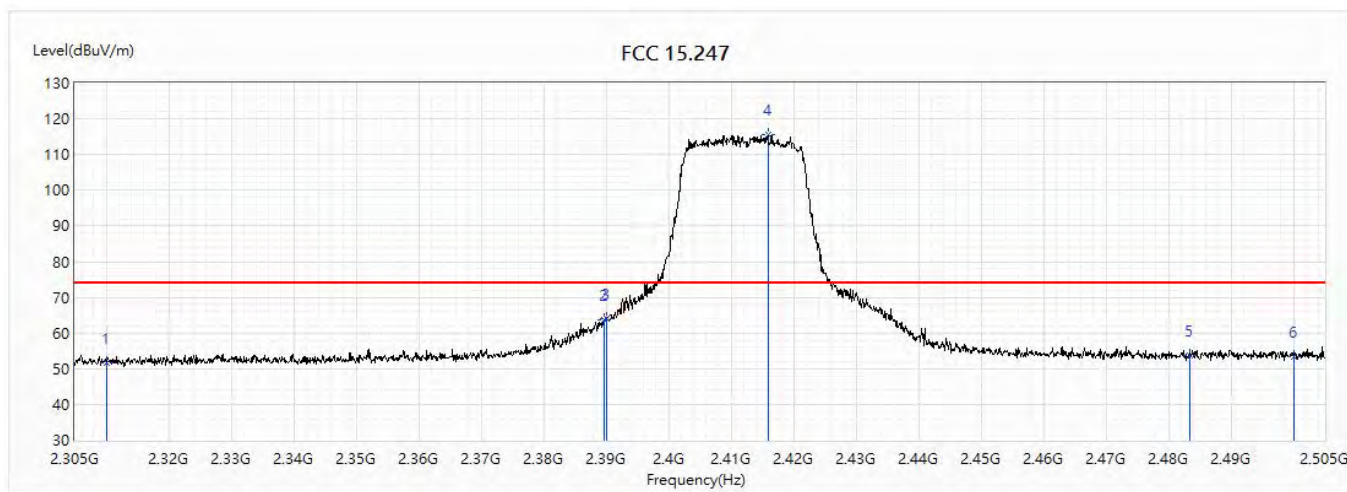
Both horizontal and vertical polarization of the antenna are set on measurement. In order to find the maximum emission, all of the interface cables must be manipulated according to ANSI C63.10: 2013 on radiated measurement.

### 5.4. Test Specification

According to FCC Part 15 Subpart C Paragraph 15.247: 2017

## 5.5. Test Result

Site :	CB2-H	Engineer :	Rueyyan
Model No :	GT-AX6000	Test Date :	2018/9/29
Test Voltage :	AC 120V/60Hz	Polarity :	Horizontal
Test Mode :	Mode 1: TX_BF_NSS2_ADP-65DW_Y		
Note :	802.11ac(20M)_2412MHz		

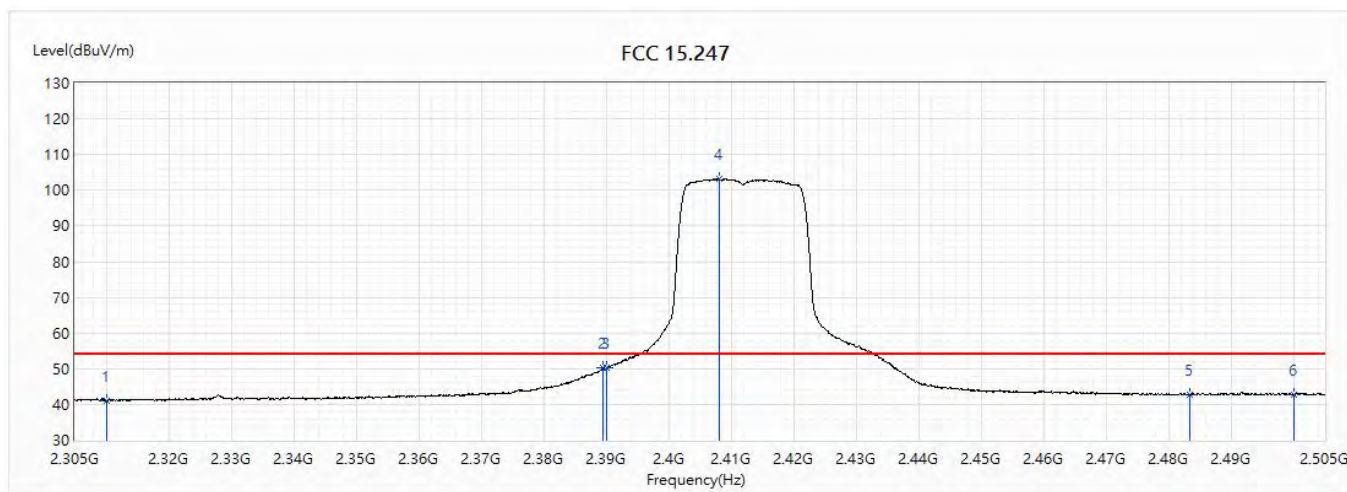


No	Frequency (MHz)	Emission Level (dBuV/m)	Limit (dBuV/m)	Margin (dB)	Reading Level (dBuV)	Correct Factor (dB)	Detector Type
1	2310	51.48	74.00	-22.52	40.35	11.13	PK
2	2389.7	63.80	74.00	-10.20	52.15	11.65	PK
3	2390	64.05	74.00	-9.95	52.40	11.65	PK
! 4	2415.9	115.46	N/A	N/A	103.62	11.84	PK
5	2483.5	53.61	74.00	-20.39	41.34	12.27	PK
6	2500	53.31	74.00	-20.69	40.94	12.37	PK

### Note:

1. All reading above 1GHz is performed with peak and/or average measurements as necessary.
2. "!", means this data is the fundamental level".
3. Emission Level = Reading Level + Correct Factor.
4. The average measurement was not performed when the peak measured data under the limit of average detection. If the readings given are average, peak measurement should also be supplied.
5. The fundamental for reference only, it's not restricted by unwanted emission limit.

Site :	CB2-H	Engineer :	Rueyyan
Model No :	GT-AX6000	Test Date :	2018/9/29
Test Voltage :	AC 120V/60Hz	Polarity :	Horizontal
Test Mode :	Mode 1: TX BF NSS2 ADP-65DW Y		
Note :	802.11ac(20M)_2412MHz		

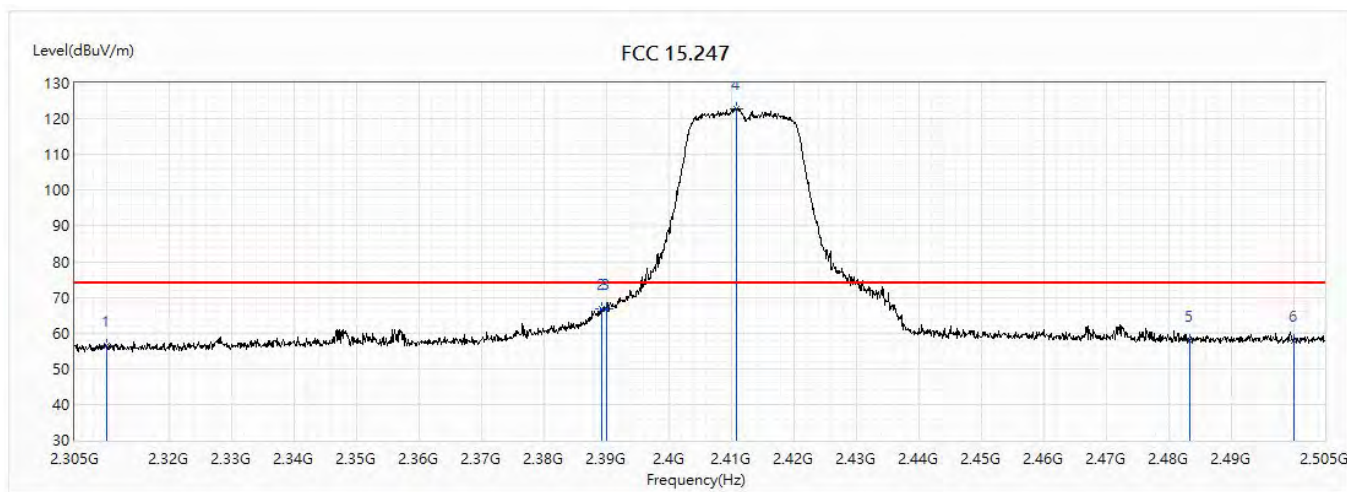


No	Frequency (MHz)	Emission Level (dBuV/m)	Limit (dBuV/m)	Margin (dB)	Reading Level (dBuV)	Correct Factor (dB)	Detector Type
1	2310	41.14	54.00	-12.86	30.01	11.13	AV
2	2389.6	50.22	54.00	-3.78	38.57	11.65	AV
3	2390	50.14	54.00	-3.86	38.49	11.65	AV
! 4	2408.2	103.22	N/A	N/A	91.43	11.79	AV
5	2483.5	42.83	54.00	-11.17	30.56	12.27	AV
6	2500	42.80	54.00	-11.20	30.43	12.37	AV

## Note:

1. All reading above 1GHz is performed with peak and/or average measurements as necessary.
2. "!", means this data is the fundamental level".
3. Emission Level = Reading Level + Correct Factor.
4. The average measurement was not performed when the peak measured data under the limit of average detection. If the readings given are average, peak measurement should also be supplied.
5. The fundamental for reference only, it's not restricted by unwanted emission limit.

Site :	CB2-H	Engineer :	Rueyyan
Model No :	GT-AX6000	Test Date :	2018/9/28
Test Voltage :	AC 120V/60Hz	Polarity :	Vertical
Test Mode :	Mode 1: TX BF NSS2 ADP-65DW Y		
Note :	802.11ac(20M)_2412MHz		

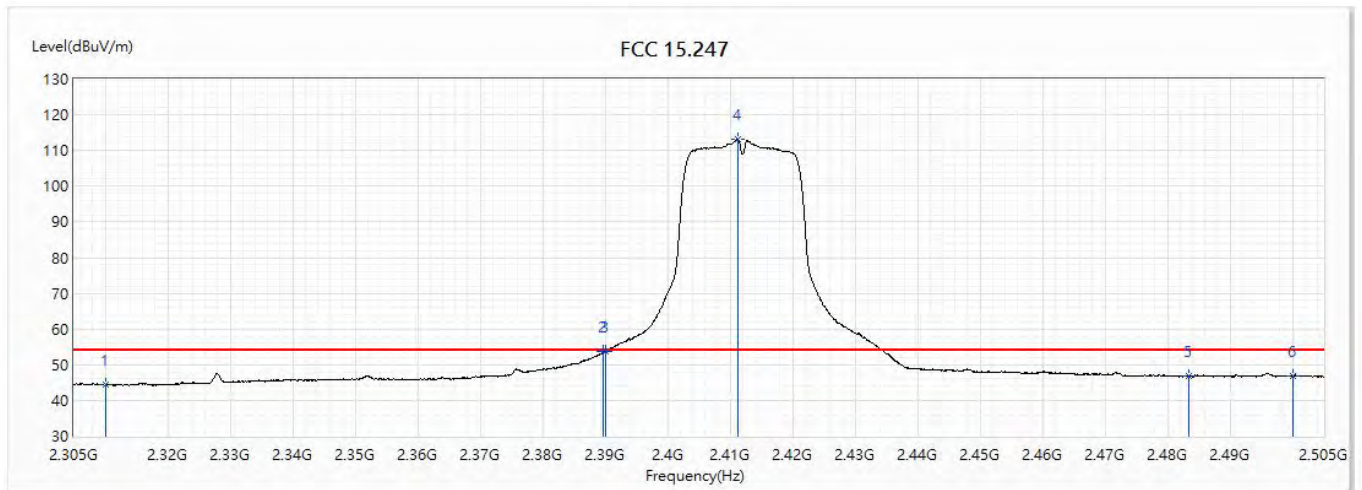


No	Frequency (MHz)	Emission Level (dBuV/m)	Limit (dBuV/m)	Margin (dB)	Reading Level (dBuV)	Correct Factor (dB)	Detector Type
1	2310	56.51	74.00	-17.49	45.38	11.13	PK
2	2389.3	66.78	74.00	-7.22	55.13	11.65	PK
3	2390	66.64	74.00	-7.36	54.99	11.65	PK
! 4	2410.9	122.91	N/A	N/A	111.11	11.80	PK
5	2483.5	57.92	74.00	-16.08	45.65	12.27	PK
6	2500	57.79	74.00	-16.21	45.42	12.37	PK

## Note:

1. All reading above 1GHz is performed with peak and/or average measurements as necessary.
2. "!", means this data is the fundamental level".
3. Emission Level = Reading Level + Correct Factor.
4. The average measurement was not performed when the peak measured data under the limit of average detection. If the readings given are average, peak measurement should also be supplied.
5. The fundamental for reference only, it's not restricted by unwanted emission limit.

Site :	CB2-H	Engineer :	Rueyyan
Model No :	GT-AX6000	Test Date :	2018/9/28
Test Voltage :	AC 120V/60Hz	Polarity :	Vertical
Test Mode :	Mode 1: TX BF NSS2 ADP-65DW Y		
Note :	802.11ac(20M)_2412MHz		



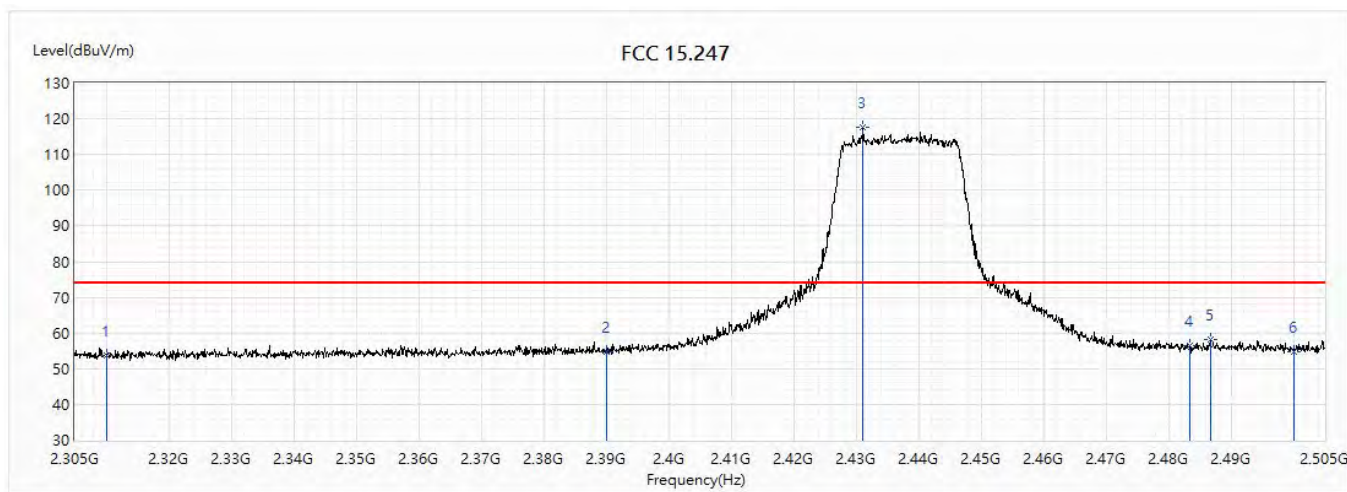
No	Frequency (MHz)	Emission Level (dBuV/m)	Limit (dBuV/m)	Margin (dB)	Reading Level (dBuV)	Correct Factor (dB)	Detector Type
1	2310	44.54	54.00	-9.46	33.41	11.13	AV
2	2389.8	53.68	54.00	-0.32	42.03	11.65	AV
3	2390	53.67	54.00	-0.33	42.02	11.65	AV
! 4	2411.2	113.17	N/A	N/A	101.37	11.80	AV
5	2483.5	46.83	54.00	-7.17	34.56	12.27	AV
6	2500	46.86	54.00	-7.14	34.49	12.37	AV

## Note:

1. All reading above 1GHz is performed with peak and/or average measurements as necessary.
2. "!", means this data is the fundamental level".
3. Emission Level = Reading Level + Correct Factor.
4. The average measurement was not performed when the peak measured data under the limit of average detection. If the readings given are average, peak measurement should also be supplied.
5. The fundamental for reference only, it's not restricted by unwanted emission limit.



Site :	CB2-H	Engineer :	Rueyyan
Model No :	GT-AX6000	Test Date :	2018/9/29
Test Voltage :	AC 120V/60Hz	Polarity :	Horizontal
Test Mode :	Mode 1: TX BF NSS2 ADP-65DW Y		
Note :	802.11ac(20M)_2437MHz		

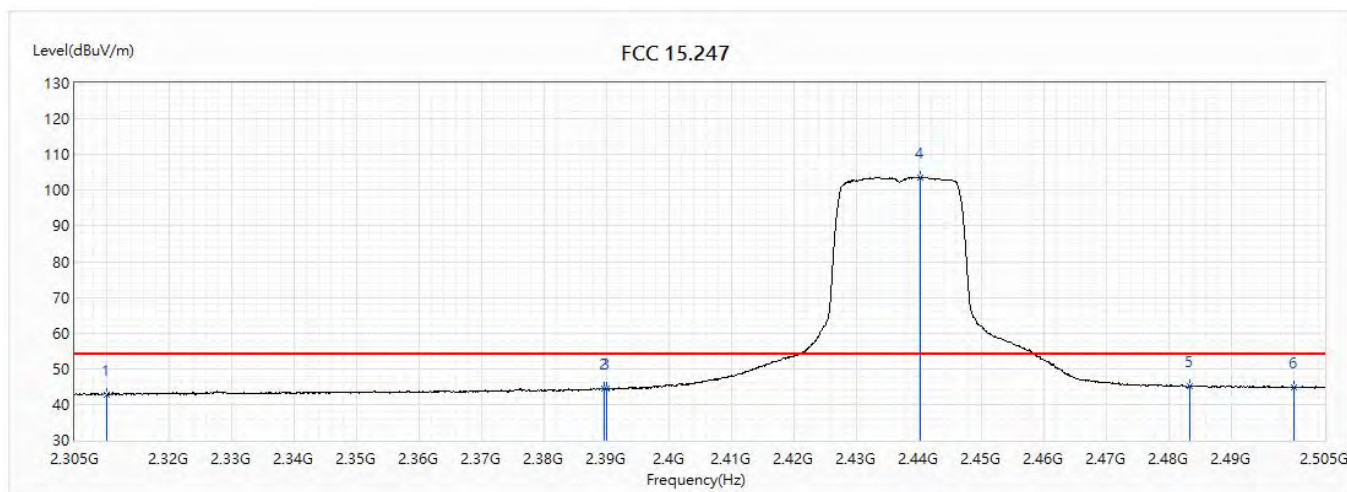


No	Frequency (MHz)	Emission Level (dBuV/m)	Limit (dBuV/m)	Margin (dB)	Reading Level (dBuV)	Correct Factor (dB)	Detector Type
1	2310	53.61	74.00	-20.39	42.48	11.13	PK
2	2390	54.84	74.00	-19.16	43.19	11.65	PK
! 3	2431.1	117.48	N/A	N/A	105.54	11.94	PK
4	2483.5	56.53	74.00	-17.47	44.26	12.27	PK
5	2486.7	58.08	74.00	-15.92	45.80	12.28	PK
6	2500	54.70	74.00	-19.30	42.33	12.37	PK

## Note:

1. All reading above 1GHz is performed with peak and/or average measurements as necessary.
2. "!", means this data is the fundamental level".
3. Emission Level = Reading Level + Correct Factor.
4. The average measurement was not performed when the peak measured data under the limit of average detection. If the readings given are average, peak measurement should also be supplied.
5. The fundamental for reference only, it's not restricted by unwanted emission limit.

Site :	CB2-H	Engineer :	Rueyyan
Model No :	GT-AX6000	Test Date :	2018/9/29
Test Voltage :	AC 120V/60Hz	Polarity :	Horizontal
Test Mode :	Mode 1: TX BF NSS2 ADP-65DW Y		
Note :	802.11ac(20M)_2437MHz		

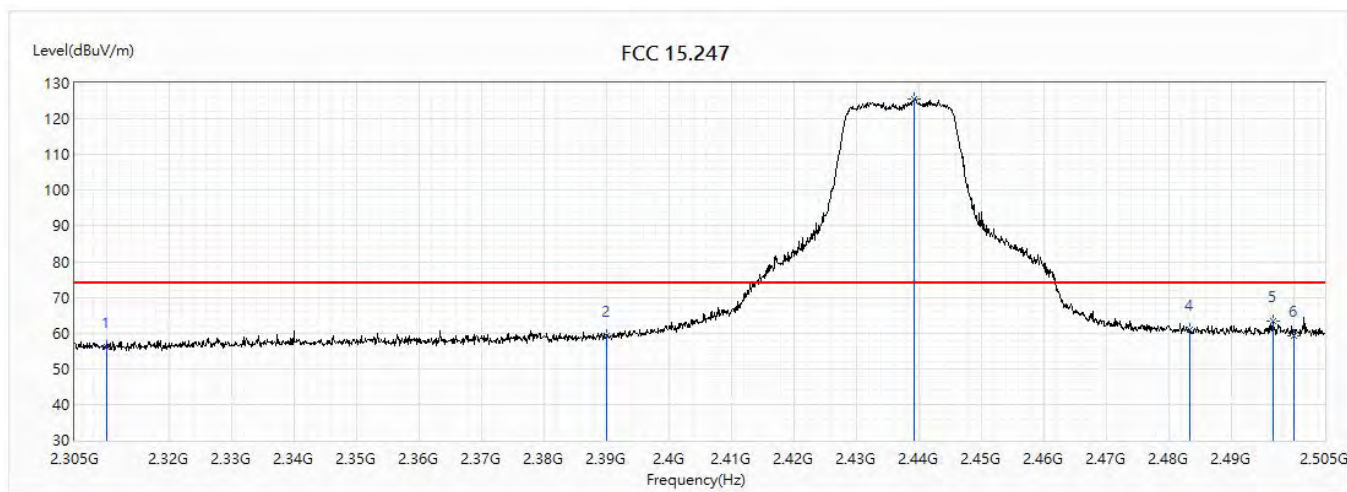


No	Frequency (MHz)	Emission Level (dBuV/m)	Limit (dBuV/m)	Margin (dB)	Reading Level (dBuV)	Correct Factor (dB)	Detector Type
1	2310	42.82	54.00	-11.18	31.69	11.13	AV
2	2389.8	44.44	54.00	-9.56	32.79	11.65	AV
3	2390	44.39	54.00	-9.61	32.74	11.65	AV
! 4	2440.2	103.64	N/A	N/A	91.64	12.00	AV
5	2483.5	45.25	54.00	-8.75	32.98	12.27	AV
6	2500	44.67	54.00	-9.33	32.30	12.37	AV

## Note:

1. All reading above 1GHz is performed with peak and/or average measurements as necessary.
2. "!", means this data is the fundamental level".
3. Emission Level = Reading Level + Correct Factor.
4. The average measurement was not performed when the peak measured data under the limit of average detection. If the readings given are average, peak measurement should also be supplied.
5. The fundamental for reference only, it's not restricted by unwanted emission limit.

Site :	CB2-H	Engineer :	Rueyyan
Model No :	GT-AX6000	Test Date :	2018/9/28
Test Voltage :	AC 120V/60Hz	Polarity :	Vertical
Test Mode :	Mode 1: TX BF NSS2 ADP-65DW Y		
Note :	802.11ac(20M)_2437MHz		

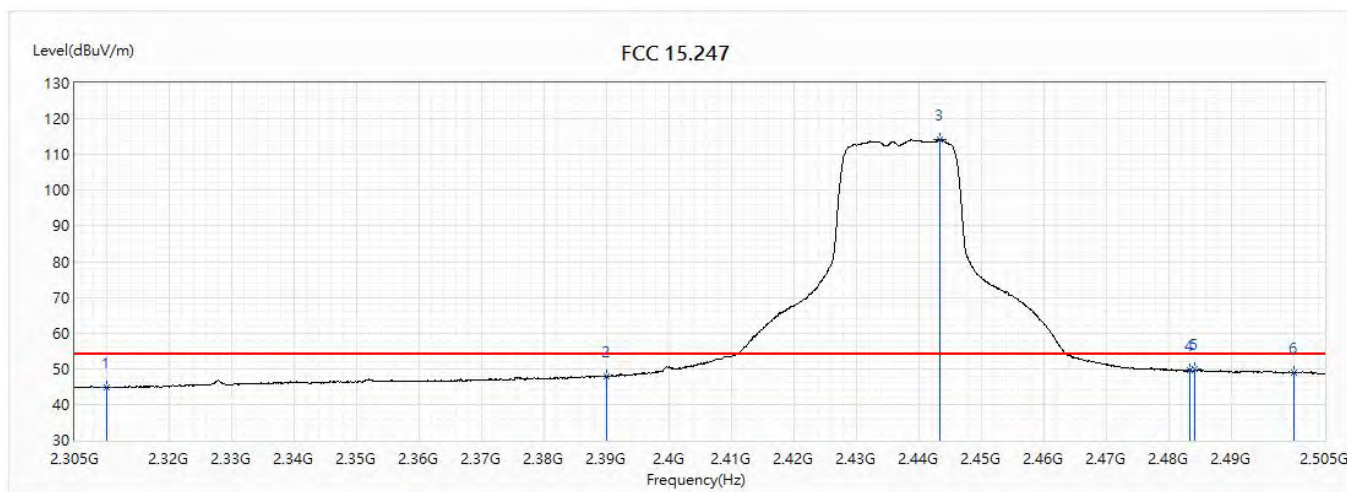


## Note:

1. All reading above 1GHz is performed with peak and/or average measurements as necessary.
2. "!", means this data is the fundamental level".
3. Emission Level = Reading Level + Correct Factor.
4. The average measurement was not performed when the peak measured data under the limit of average detection. If the readings given are average, peak measurement should also be supplied.
5. The fundamental for reference only, it's not restricted by unwanted emission limit.



Site :	CB2-H	Engineer :	Rueyyan
Model No :	GT-AX6000	Test Date :	2018/9/28
Test Voltage :	AC 120V/60Hz	Polarity :	Vertical
Test Mode :	Mode 1: TX BF NSS2 ADP-65DW Y		
Note :	802.11ac(20M)_2437MHz		

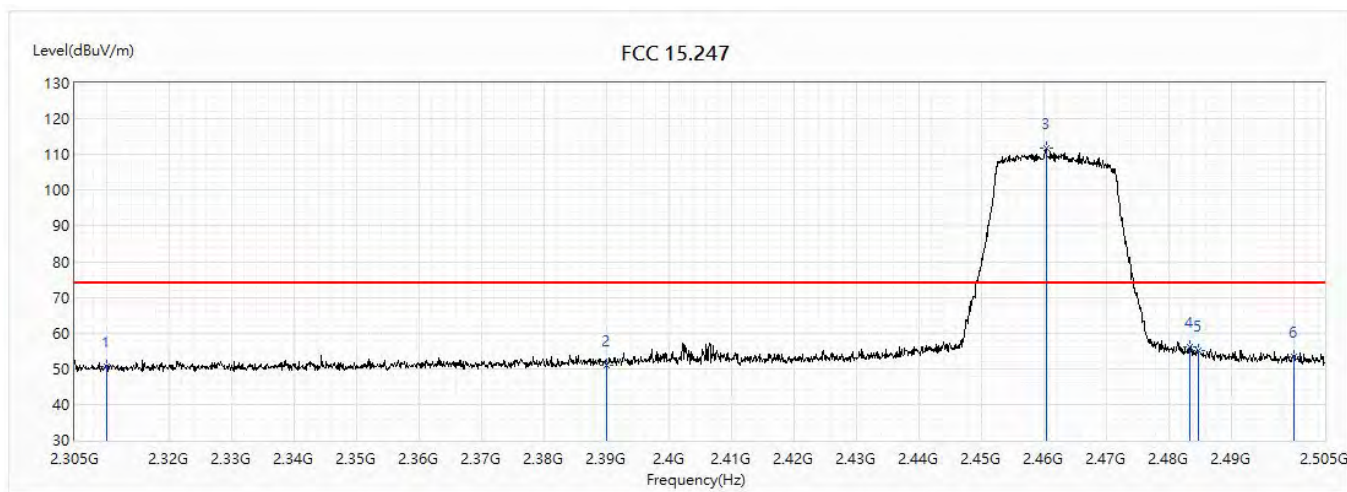


No	Frequency (MHz)	Emission Level (dBuV/m)	Limit (dBuV/m)	Margin (dB)	Reading Level (dBuV)	Correct Factor (dB)	Detector Type
1	2310	44.71	54.00	-9.29	33.58	11.13	AV
2	2390	47.76	54.00	-6.24	36.11	11.65	AV
! 3	2443.4	114.36	N/A	N/A	102.34	12.02	AV
4	2483.5	49.49	54.00	-4.51	37.22	12.27	AV
5	2484.3	49.93	54.00	-4.07	37.66	12.27	AV
6	2500	48.81	54.00	-5.19	36.44	12.37	AV

## Note:

1. All reading above 1GHz is performed with peak and/or average measurements as necessary.
2. "!", means this data is the fundamental level".
3. Emission Level = Reading Level + Correct Factor.
4. The average measurement was not performed when the peak measured data under the limit of average detection. If the readings given are average, peak measurement should also be supplied.
5. The fundamental for reference only, it's not restricted by unwanted emission limit.

Site :	CB2-H	Engineer :	Rueyyan
Model No :	GT-AX6000	Test Date :	2018/9/29
Test Voltage :	AC 120V/60Hz	Polarity :	Horizontal
Test Mode :	Mode 1: TX BF NSS2 ADP-65DW Y		
Note :	802.11ac(20M)_2462MHz		

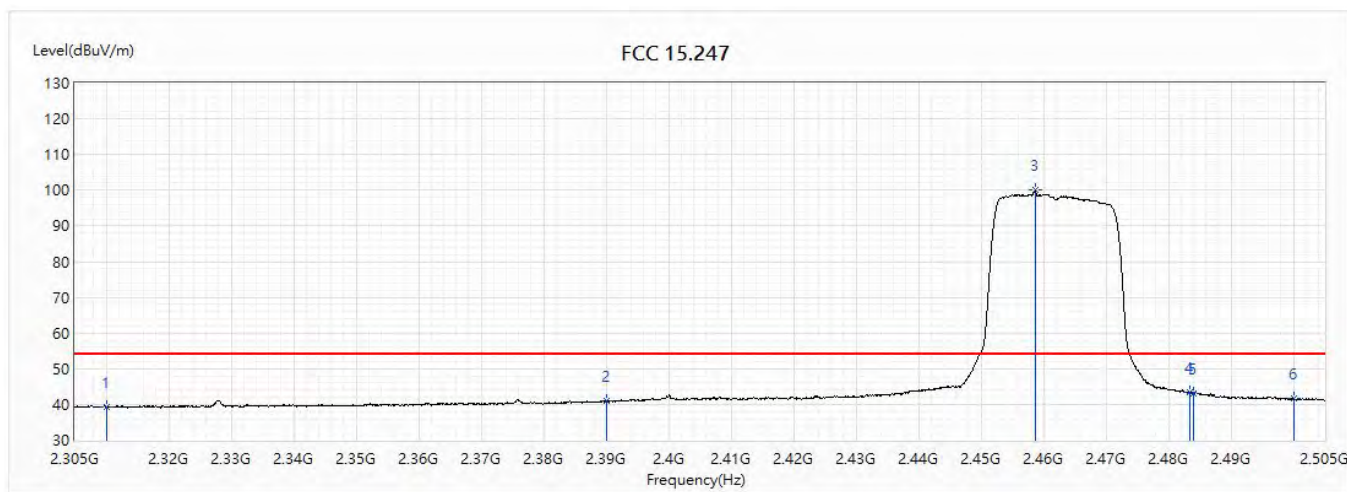


No	Frequency (MHz)	Emission Level (dBuV/m)	Limit (dBuV/m)	Margin (dB)	Reading Level (dBuV)	Correct Factor (dB)	Detector Type
1	2310	50.57	74.00	-23.43	39.44	11.13	PK
2	2390	50.99	74.00	-23.01	39.34	11.65	PK
! 3	2460.4	111.76	N/A	N/A	99.63	12.13	PK
4	2483.5	56.21	74.00	-17.79	43.94	12.27	PK
5	2484.8	54.94	74.00	-19.06	42.67	12.27	PK
6	2500	53.40	74.00	-20.60	41.03	12.37	PK

## Note:

1. All reading above 1GHz is performed with peak and/or average measurements as necessary.
2. "!", means this data is the fundamental level".
3. Emission Level = Reading Level + Correct Factor.
4. The average measurement was not performed when the peak measured data under the limit of average detection. If the readings given are average, peak measurement should also be supplied.
5. The fundamental for reference only, it's not restricted by unwanted emission limit.

Site :	CB2-H	Engineer :	Rueyyan
Model No :	GT-AX6000	Test Date :	2018/9/29
Test Voltage :	AC 120V/60Hz	Polarity :	Horizontal
Test Mode :	Mode 1: TX BF NSS2 ADP-65DW Y		
Note :	802.11ac(20M)_2462MHz		

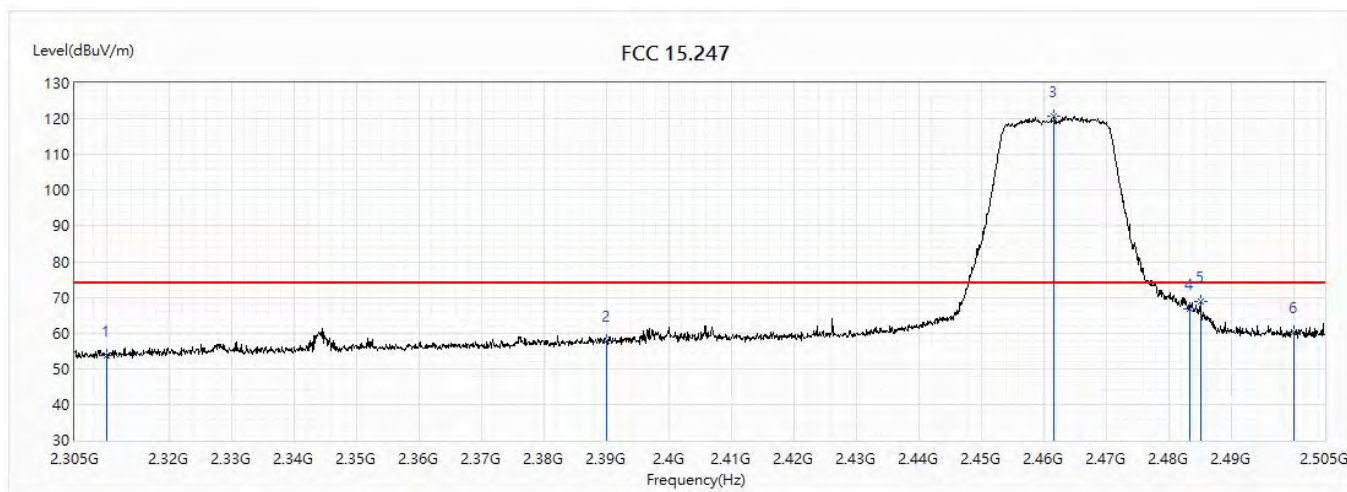


No	Frequency (MHz)	Emission Level (dBuV/m)	Limit (dBuV/m)	Margin (dB)	Reading Level (dBuV)	Correct Factor (dB)	Detector Type
1	2310	39.34	54.00	-14.66	28.21	11.13	AV
2	2390	40.97	54.00	-13.03	29.32	11.65	AV
! 3	2458.8	100.06	N/A	N/A	87.95	12.11	AV
4	2483.5	43.35	54.00	-10.65	31.08	12.27	AV
5	2484.1	43.07	54.00	-10.93	30.80	12.27	AV
6	2500	41.52	54.00	-12.48	29.15	12.37	AV

## Note:

1. All reading above 1GHz is performed with peak and/or average measurements as necessary.
2. "!", means this data is the fundamental level".
3. Emission Level = Reading Level + Correct Factor.
4. The average measurement was not performed when the peak measured data under the limit of average detection. If the readings given are average, peak measurement should also be supplied.
5. The fundamental for reference only, it's not restricted by unwanted emission limit.

Site :	CB2-H	Engineer :	Rueyyan
Model No :	GT-AX6000	Test Date :	2018/9/28
Test Voltage :	AC 120V/60Hz	Polarity :	Vertical
Test Mode :	Mode 1: TX BF NSS2 ADP-65DW Y		
Note :	802.11ac(20M)_2462MHz		

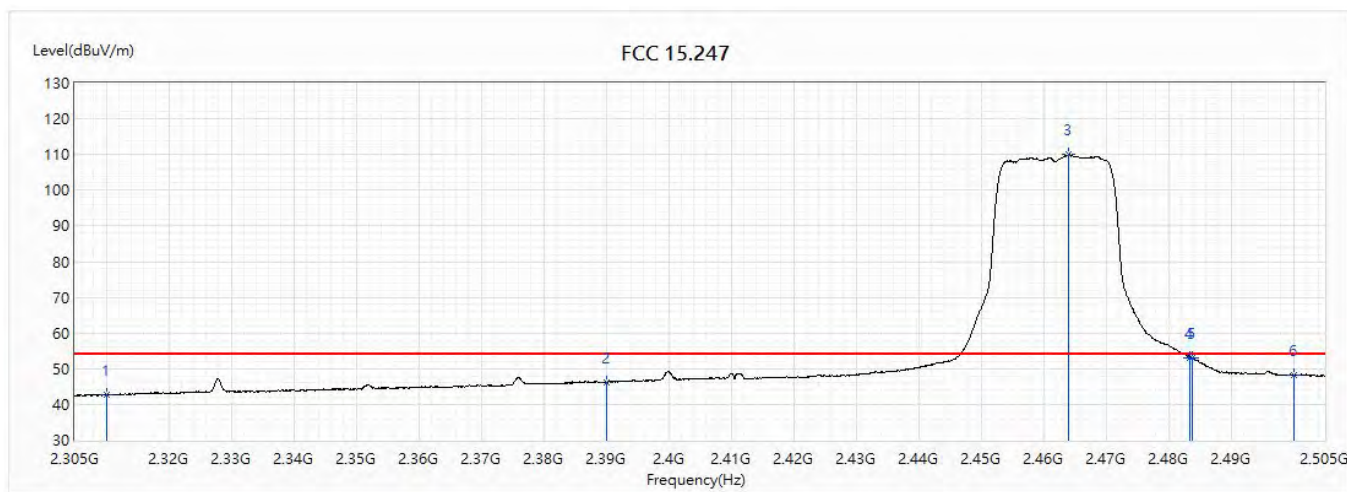


No	Frequency (MHz)	Emission Level (dBuV/m)	Limit (dBuV/m)	Margin (dB)	Reading Level (dBuV)	Correct Factor (dB)	Detector Type
1	2310	53.85	74.00	-20.15	42.72	11.13	PK
2	2390	57.73	74.00	-16.27	46.08	11.65	PK
! 3	2461.7	120.83	N/A	N/A	108.69	12.14	PK
4	2483.5	66.63	74.00	-7.37	54.36	12.27	PK
5	2485.1	68.70	74.00	-5.30	56.42	12.28	PK
6	2500	60.19	74.00	-13.81	47.82	12.37	PK

## Note:

1. All reading above 1GHz is performed with peak and/or average measurements as necessary.
2. "!", means this data is the fundamental level".
3. Emission Level = Reading Level + Correct Factor.
4. The average measurement was not performed when the peak measured data under the limit of average detection. If the readings given are average, peak measurement should also be supplied.
5. The fundamental for reference only, it's not restricted by unwanted emission limit.

Site :	CB2-H	Engineer :	Rueyyan
Model No :	GT-AX6000	Test Date :	2018/9/28
Test Voltage :	AC 120V/60Hz	Polarity :	Vertical
Test Mode :	Mode 1: TX BF NSS2 ADP-65DW Y		
Note :	802.11ac(20M)_2462MHz		



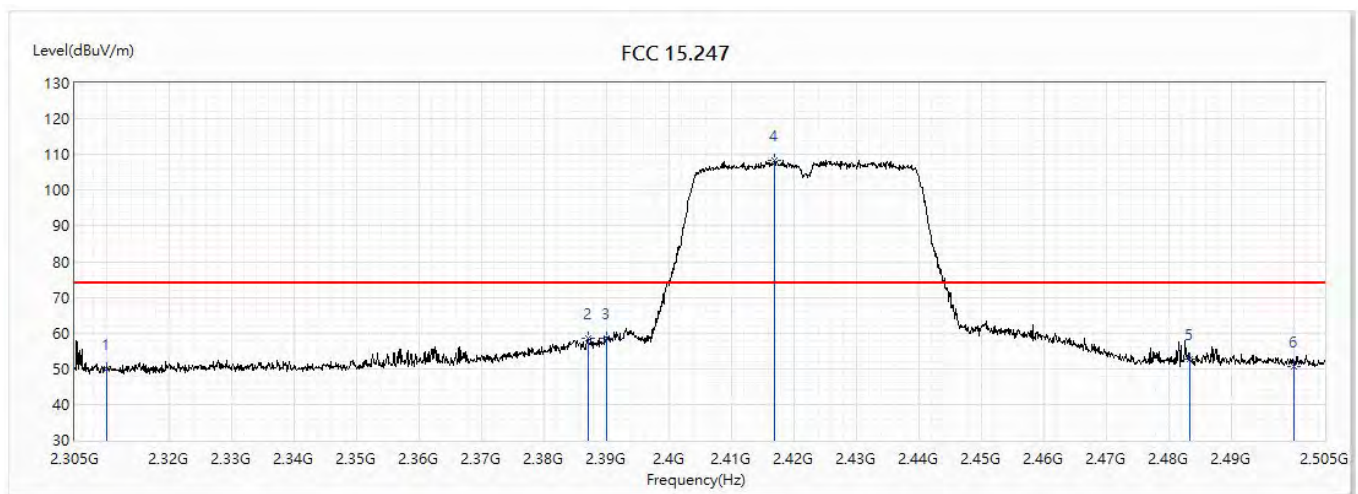
No	Frequency (MHz)	Emission Level (dBuV/m)	Limit (dBuV/m)	Margin (dB)	Reading Level (dBuV)	Correct Factor (dB)	Detector Type
1	2310	42.69	54.00	-11.31	31.56	11.13	AV
2	2390	46.22	54.00	-7.78	34.57	11.65	AV
! 3	2464.1	110.00	N/A	N/A	97.85	12.15	AV
4	2483.5	53.09	54.00	-0.91	40.82	12.27	AV
5	2483.9	52.92	54.00	-1.08	40.65	12.27	AV
6	2500	48.35	54.00	-5.65	35.98	12.37	AV

## Note:

1. All reading above 1GHz is performed with peak and/or average measurements as necessary.
2. "!", means this data is the fundamental level".
3. Emission Level = Reading Level + Correct Factor.
4. The average measurement was not performed when the peak measured data under the limit of average detection. If the readings given are average, peak measurement should also be supplied.
5. The fundamental for reference only, it's not restricted by unwanted emission limit.



Site :	CB2-H	Engineer :	Rueyyan
Model No :	GT-AX6000	Test Date :	2018/9/29
Test Voltage :	AC 120V/60Hz	Polarity :	Horizontal
Test Mode :	Mode 1: TX BF NSS2 ADP-65DW Y		
Note :	802.11ac(40M)_2422MHz		

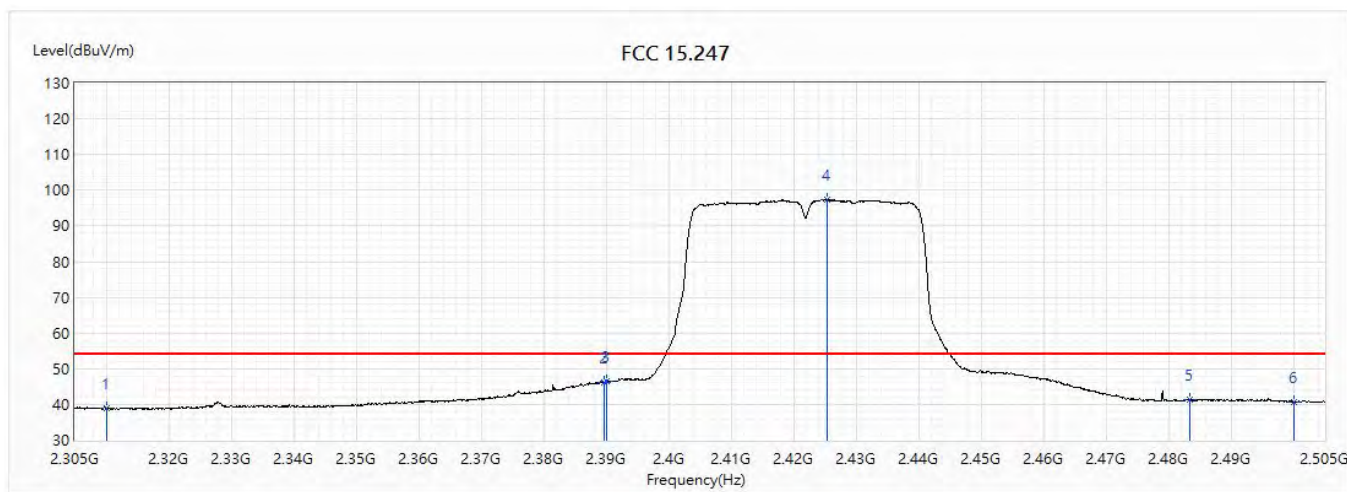


No	Frequency (MHz)	Emission Level (dBuV/m)	Limit (dBuV/m)	Margin (dB)	Reading Level (dBuV)	Correct Factor (dB)	Detector Type
1	2310	49.93	74.00	-24.07	38.80	11.13	PK
2	2387.1	58.46	74.00	-15.54	46.82	11.64	PK
3	2390	58.36	74.00	-15.64	46.71	11.65	PK
! 4	2417	108.49	N/A	N/A	96.65	11.84	PK
5	2483.5	52.72	74.00	-21.28	40.45	12.27	PK
6	2500	50.60	74.00	-23.40	38.23	12.37	PK

## Note:

1. All reading above 1GHz is performed with peak and/or average measurements as necessary.
2. "!", means this data is the fundamental level".
3. Emission Level = Reading Level + Correct Factor.
4. The average measurement was not performed when the peak measured data under the limit of average detection. If the readings given are average, peak measurement should also be supplied.
5. The fundamental for reference only, it's not restricted by unwanted emission limit.

Site :	CB2-H	Engineer :	Rueyyan
Model No :	GT-AX6000	Test Date :	2018/9/29
Test Voltage :	AC 120V/60Hz	Polarity :	Horizontal
Test Mode :	Mode 1: TX BF NSS2 ADP-65DW Y		
Note :	802.11ac(40M)_2422MHz		

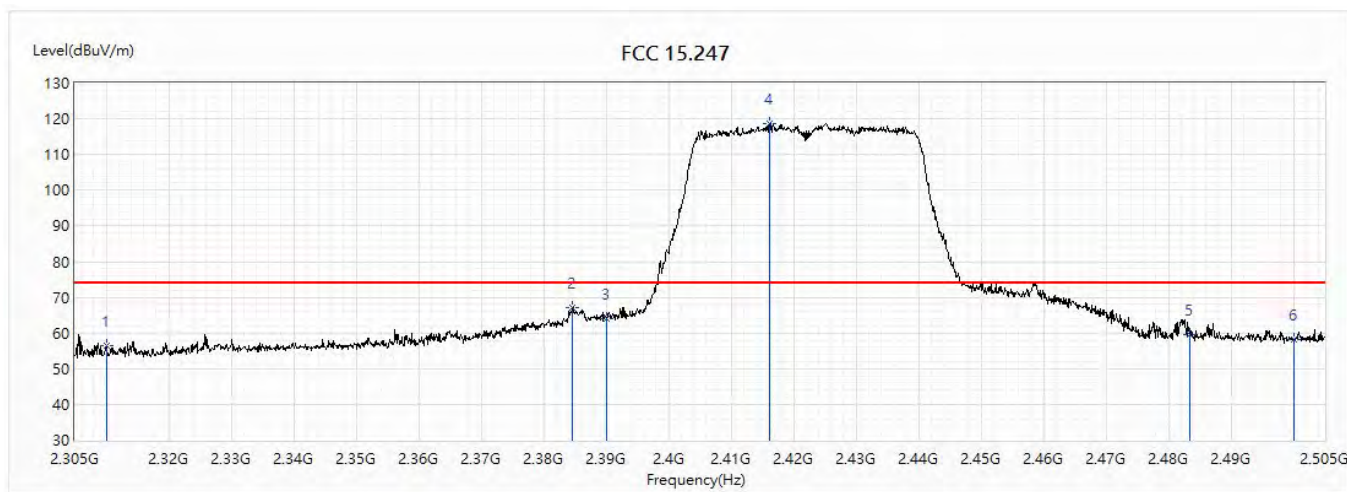


No	Frequency (MHz)	Emission Level (dBuV/m)	Limit (dBuV/m)	Margin (dB)	Reading Level (dBuV)	Correct Factor (dB)	Detector Type
1	2310	38.91	54.00	-15.09	27.78	11.13	AV
2	2389.8	46.28	54.00	-7.72	34.63	11.65	AV
3	2390	46.45	54.00	-7.55	34.80	11.65	AV
! 4	2425.3	97.50	N/A	N/A	85.60	11.90	AV
5	2483.5	41.24	54.00	-12.76	28.97	12.27	AV
6	2500	40.82	54.00	-13.18	28.45	12.37	AV

## Note:

1. All reading above 1GHz is performed with peak and/or average measurements as necessary.
2. "!", means this data is the fundamental level".
3. Emission Level = Reading Level + Correct Factor.
4. The average measurement was not performed when the peak measured data under the limit of average detection. If the readings given are average, peak measurement should also be supplied.
5. The fundamental for reference only, it's not restricted by unwanted emission limit.

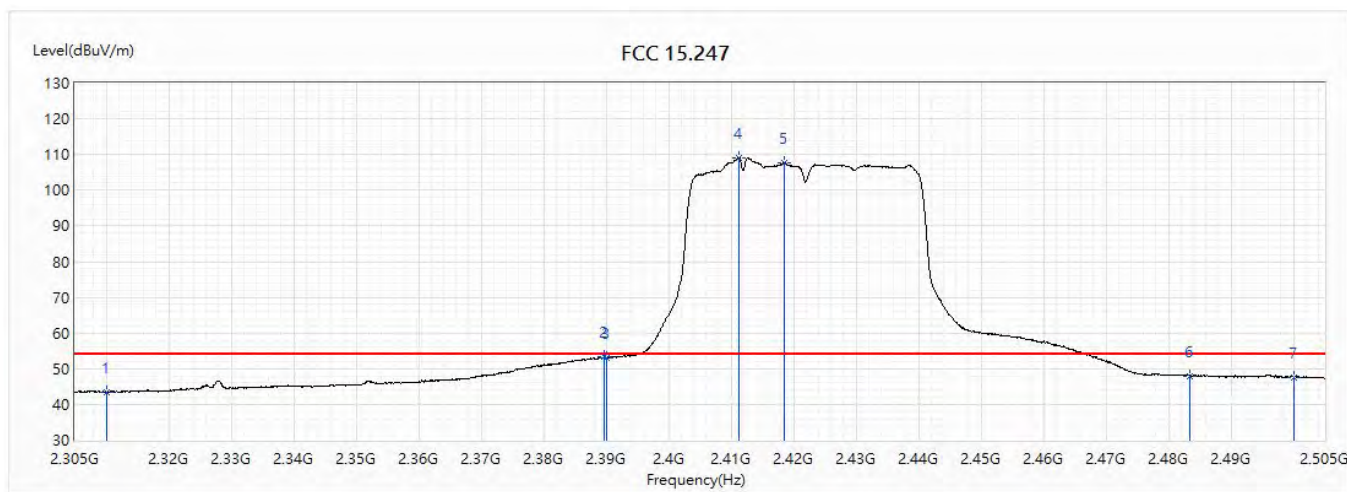
Site :	CB2-H	Engineer :	Rueyyan
Model No :	GT-AX6000	Test Date :	2018/9/28
Test Voltage :	AC 120V/60Hz	Polarity :	Vertical
Test Mode :	Mode 1: TX BF NSS2 ADP-65DW Y		
Note :	802.11ac(40M)_2422MHz		



## Note:

1. All reading above 1GHz is performed with peak and/or average measurements as necessary.
2. "!", means this data is the fundamental level".
3. Emission Level = Reading Level + Correct Factor.
4. The average measurement was not performed when the peak measured data under the limit of average detection. If the readings given are average, peak measurement should also be supplied.
5. The fundamental for reference only, it's not restricted by unwanted emission limit.

Site :	CB2-H	Engineer :	Rueyyan
Model No :	GT-AX6000	Test Date :	2018/9/28
Test Voltage :	AC 120V/60Hz	Polarity :	Vertical
Test Mode :	Mode 1: TX BF NSS2 ADP-65DW Y		
Note :	802.11ac(40M)_2422MHz		

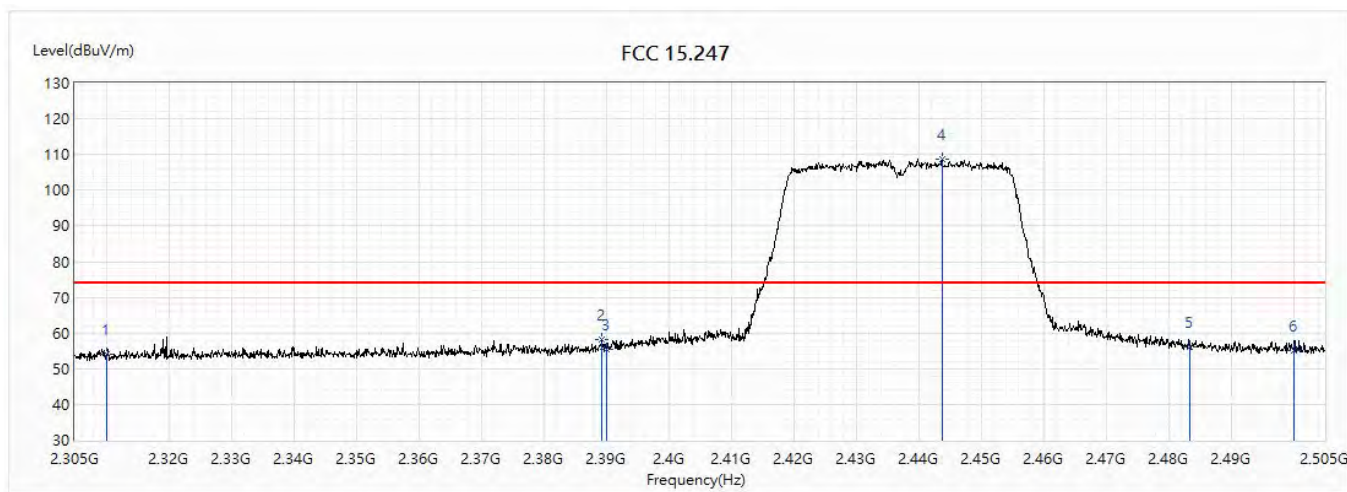


No	Frequency (MHz)	Emission Level (dBuV/m)	Limit (dBuV/m)	Margin (dB)	Reading Level (dBuV)	Correct Factor (dB)	Detector Type
1	2310	43.54	54.00	-10.46	32.41	11.13	AV
2	2389.8	53.23	54.00	-0.77	41.58	11.65	AV
3	2390	53.14	54.00	-0.86	41.49	11.65	AV
! 4	2411.2	109.14	N/A	N/A	97.34	11.80	AV
! 5	2418.6	107.69	N/A	N/A	95.83	11.86	AV
6	2483.5	48.04	54.00	-5.96	35.77	12.27	AV
7	2500	47.69	54.00	-6.31	35.32	12.37	AV

## Note:

1. All reading above 1GHz is performed with peak and/or average measurements as necessary.
2. "!", means this data is the fundamental level".
3. Emission Level = Reading Level + Correct Factor.
4. The average measurement was not performed when the peak measured data under the limit of average detection. If the readings given are average, peak measurement should also be supplied.
5. The fundamental for reference only, it's not restricted by unwanted emission limit.

Site :	CB2-H	Engineer :	Rueyyan
Model No :	GT-AX6000	Test Date :	2018/9/29
Test Voltage :	AC 120V/60Hz	Polarity :	Horizontal
Test Mode :	Mode 1: TX BF NSS2 ADP-65DW Y		
Note :	802.11ac(40M)_2437MHz		



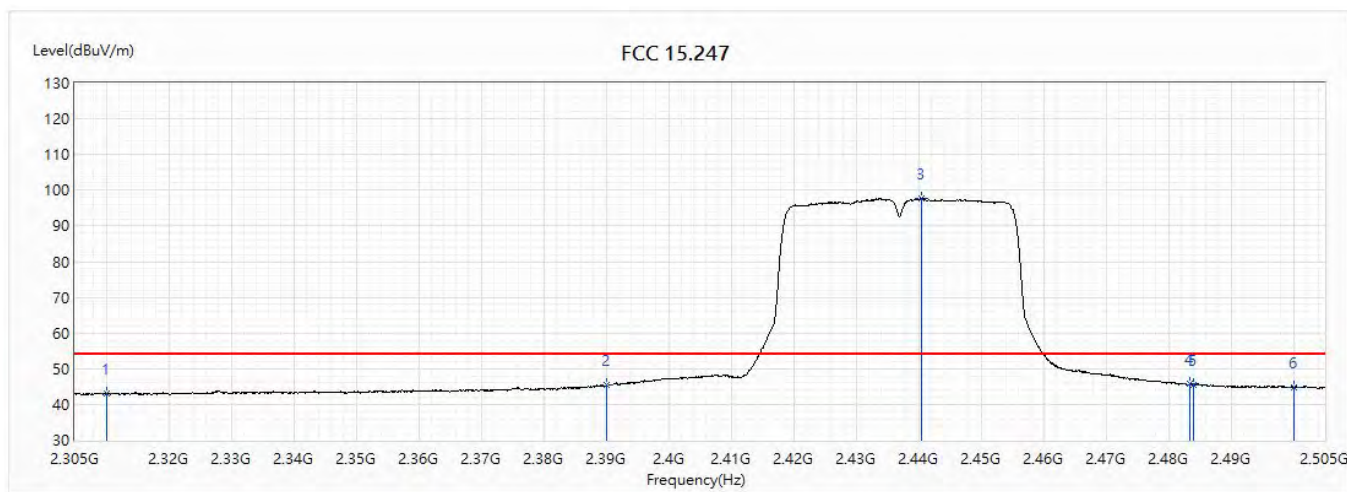
No	Frequency (MHz)	Emission Level (dBuV/m)	Limit (dBuV/m)	Margin (dB)	Reading Level (dBuV)	Correct Factor (dB)	Detector Type
1	2310	54.01	74.00	-19.99	42.88	11.13	PK
2	2389.4	58.12	74.00	-15.88	46.47	11.65	PK
3	2390	55.39	74.00	-18.61	43.74	11.65	PK
! 4	2443.8	108.79	N/A	N/A	96.77	12.02	PK
5	2483.5	56.23	74.00	-17.77	43.96	12.27	PK
6	2500	55.09	74.00	-18.91	42.72	12.37	PK

## Note:

1. All reading above 1GHz is performed with peak and/or average measurements as necessary.
2. "!", means this data is the fundamental level".
3. Emission Level = Reading Level + Correct Factor.
4. The average measurement was not performed when the peak measured data under the limit of average detection. If the readings given are average, peak measurement should also be supplied.
5. The fundamental for reference only, it's not restricted by unwanted emission limit.



Site :	CB2-H	Engineer :	Rueyyan
Model No :	GT-AX6000	Test Date :	2018/9/29
Test Voltage :	AC 120V/60Hz	Polarity :	Horizontal
Test Mode :	Mode 1: TX BF NSS2 ADP-65DW Y		
Note :	802.11ac(40M)_2437MHz		

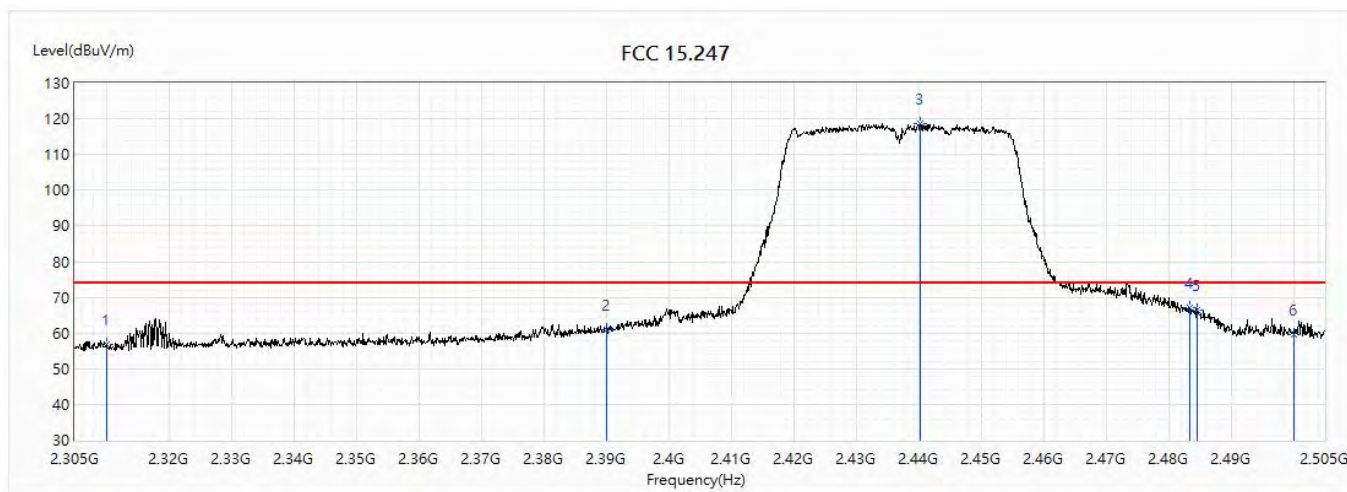


No	Frequency (MHz)	Emission Level (dBuV/m)	Limit (dBuV/m)	Margin (dB)	Reading Level (dBuV)	Correct Factor (dB)	Detector Type
1	2310	43.03	54.00	-10.97	31.90	11.13	AV
2	2390	45.35	54.00	-8.65	33.70	11.65	AV
! 3	2440.5	97.76	N/A	N/A	85.75	12.01	AV
4	2483.5	45.67	54.00	-8.33	33.40	12.27	AV
5	2484.1	45.56	54.00	-8.44	33.29	12.27	AV
6	2500	44.80	54.00	-9.20	32.43	12.37	AV

## Note:

1. All reading above 1GHz is performed with peak and/or average measurements as necessary.
2. "!", means this data is the fundamental level".
3. Emission Level = Reading Level + Correct Factor.
4. The average measurement was not performed when the peak measured data under the limit of average detection. If the readings given are average, peak measurement should also be supplied.
5. The fundamental for reference only, it's not restricted by unwanted emission limit.

Site :	CB2-H	Engineer :	Rueyyan
Model No :	GT-AX6000	Test Date :	2018/9/28
Test Voltage :	AC 120V/60Hz	Polarity :	Vertical
Test Mode :	Mode 1: TX BF NSS2 ADP-65DW Y		
Note :	802.11ac(40M)_2437MHz		

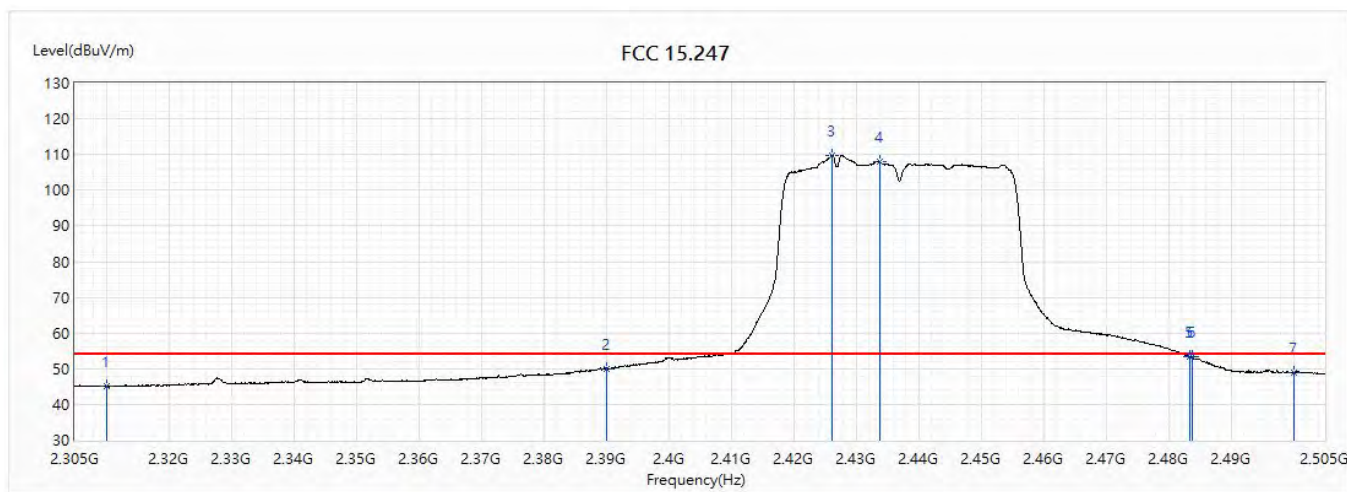


No	Frequency (MHz)	Emission Level (dBuV/m)	Limit (dBuV/m)	Margin (dB)	Reading Level (dBuV)	Correct Factor (dB)	Detector Type
1	2310	56.75	74.00	-17.25	45.62	11.13	PK
2	2390	61.09	74.00	-12.91	49.44	11.65	PK
! 3	2440.3	118.50	N/A	N/A	106.49	12.01	PK
4	2483.5	67.21	74.00	-6.79	54.94	12.27	PK
5	2484.6	66.53	74.00	-7.47	54.26	12.27	PK
6	2500	59.70	74.00	-14.30	47.33	12.37	PK

## Note:

1. All reading above 1GHz is performed with peak and/or average measurements as necessary.
2. "!", means this data is the fundamental level".
3. Emission Level = Reading Level + Correct Factor.
4. The average measurement was not performed when the peak measured data under the limit of average detection. If the readings given are average, peak measurement should also be supplied.
5. The fundamental for reference only, it's not restricted by unwanted emission limit.

Site :	CB2-H	Engineer :	Rueyyan
Model No :	GT-AX6000	Test Date :	2018/9/28
Test Voltage :	AC 120V/60Hz	Polarity :	Vertical
Test Mode :	Mode 1: TX BF NSS2 ADP-65DW Y		
Note :	802.11ac(40M)_2437MHz		

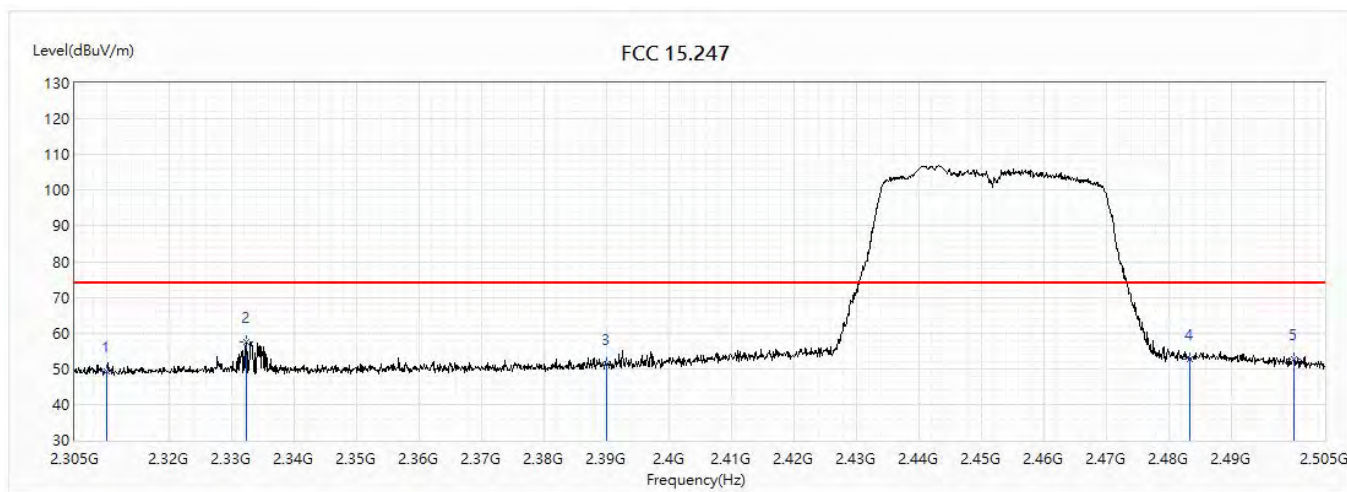


No	Frequency (MHz)	Emission Level (dBuV/m)	Limit (dBuV/m)	Margin (dB)	Reading Level (dBuV)	Correct Factor (dB)	Detector Type
1	2310	45.08	54.00	-8.92	33.95	11.13	AV
2	2390	49.89	54.00	-4.11	38.24	11.65	AV
! 3	2426.2	109.79	N/A	N/A	97.89	11.90	AV
! 4	2433.9	107.92	N/A	N/A	95.97	11.95	AV
5	2483.5	53.23	54.00	-0.77	40.96	12.27	AV
6	2483.9	53.28	54.00	-0.72	41.01	12.27	AV
7	2500	48.97	54.00	-5.03	36.60	12.37	AV

## Note:

1. All reading above 1GHz is performed with peak and/or average measurements as necessary.
2. "!", means this data is the fundamental level".
3. Emission Level = Reading Level + Correct Factor.
4. The average measurement was not performed when the peak measured data under the limit of average detection. If the readings given are average, peak measurement should also be supplied.
5. The fundamental for reference only, it's not restricted by unwanted emission limit.

Site :	CB2-H	Engineer :	Rueyyan
Model No :	GT-AX6000	Test Date :	2018/9/29
Test Voltage :	AC 120V/60Hz	Polarity :	Horizontal
Test Mode :	Mode 1: TX BF NSS2 ADP-65DW Y		
Note :	802.11ac(40M)_2452MHz		

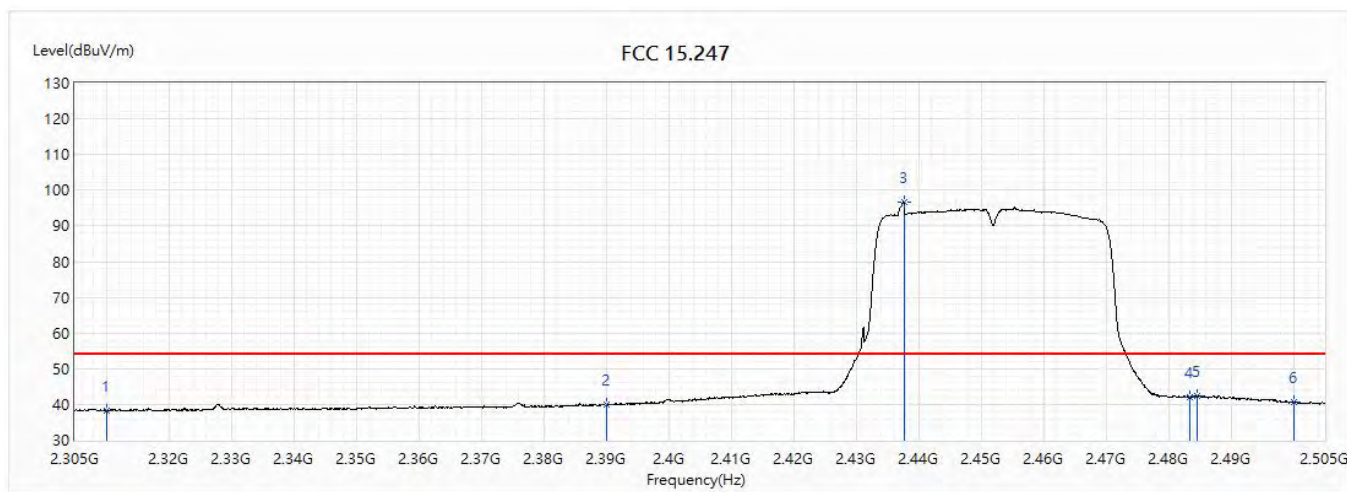


No	Frequency (MHz)	Emission Level (dBuV/m)	Limit (dBuV/m)	Margin (dB)	Reading Level (dBuV)	Correct Factor (dB)	Detector Type
1	2310	49.32	74.00	-24.68	38.19	11.13	PK
* 2	2332.4	57.42	74.00	-16.58	46.14	11.28	PK
3	2390	51.34	74.00	-22.66	39.69	11.65	PK
4	2483.5	52.68	74.00	-21.32	40.41	12.27	PK
5	2500	52.80	74.00	-21.20	40.43	12.37	PK

**Note:**

1. All reading above 1GHz is performed with peak and/or average measurements as necessary.
2. "!", means this data is the fundamental level".
3. Emission Level = Reading Level + Correct Factor.
4. The average measurement was not performed when the peak measured data under the limit of average detection. If the readings given are average, peak measurement should also be supplied.
5. The fundamental for reference only, it's not restricted by unwanted emission limit.

Site :	CB2-H	Engineer :	Rueyyan
Model No :	GT-AX6000	Test Date :	2018/9/29
Test Voltage :	AC 120V/60Hz	Polarity :	Horizontal
Test Mode :	Mode 1: TX BF NSS2 ADP-65DW Y		
Note :	802.11ac(40M)_2452MHz		



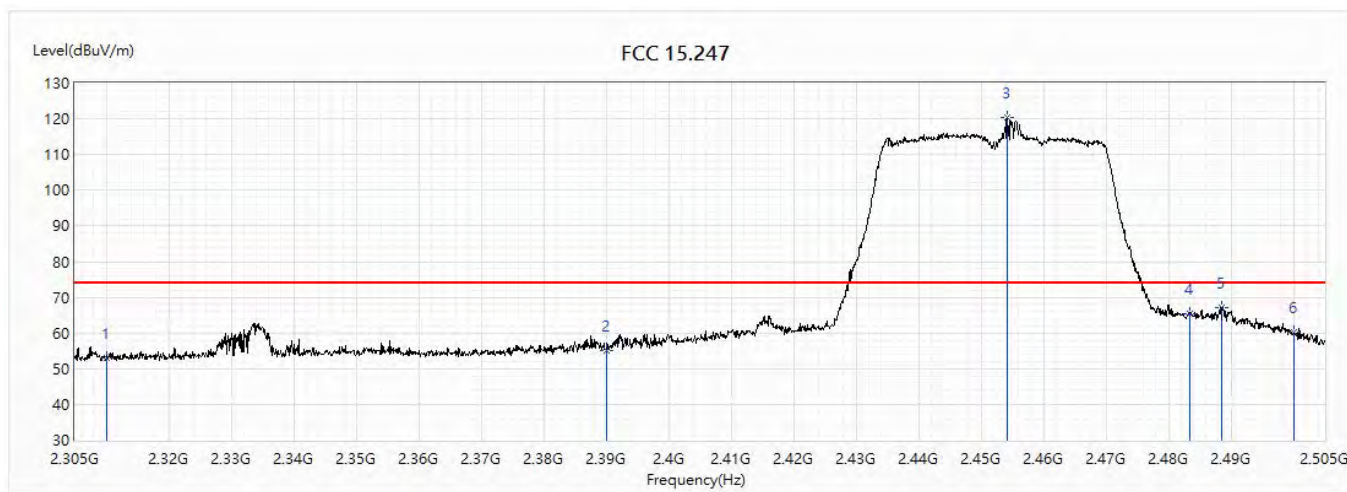
No	Frequency (MHz)	Emission Level (dBuV/m)	Limit (dBuV/m)	Margin (dB)	Reading Level (dBuV)	Correct Factor (dB)	Detector Type
1	2310	38.29	54.00	-15.71	27.16	11.13	AV
2	2390	39.86	54.00	-14.14	28.21	11.65	AV
! 3	2437.7	96.79	N/A	N/A	84.80	11.99	AV
4	2483.5	41.93	54.00	-12.07	29.66	12.27	AV
5	2484.7	42.37	54.00	-11.63	30.10	12.27	AV
6	2500	40.74	54.00	-13.26	28.37	12.37	AV

## Note:

1. All reading above 1GHz is performed with peak and/or average measurements as necessary.
2. "!", means this data is the fundamental level".
3. Emission Level = Reading Level + Correct Factor.
4. The average measurement was not performed when the peak measured data under the limit of average detection. If the readings given are average, peak measurement should also be supplied.
5. The fundamental for reference only, it's not restricted by unwanted emission limit.



Site :	CB2-H	Engineer :	Rueyyan
Model No :	GT-AX6000	Test Date :	2018/9/28
Test Voltage :	AC 120V/60Hz	Polarity :	Vertical
Test Mode :	Mode 1: TX BF NSS2 ADP-65DW Y		
Note :	802.11ac(40M)_2452MHz		

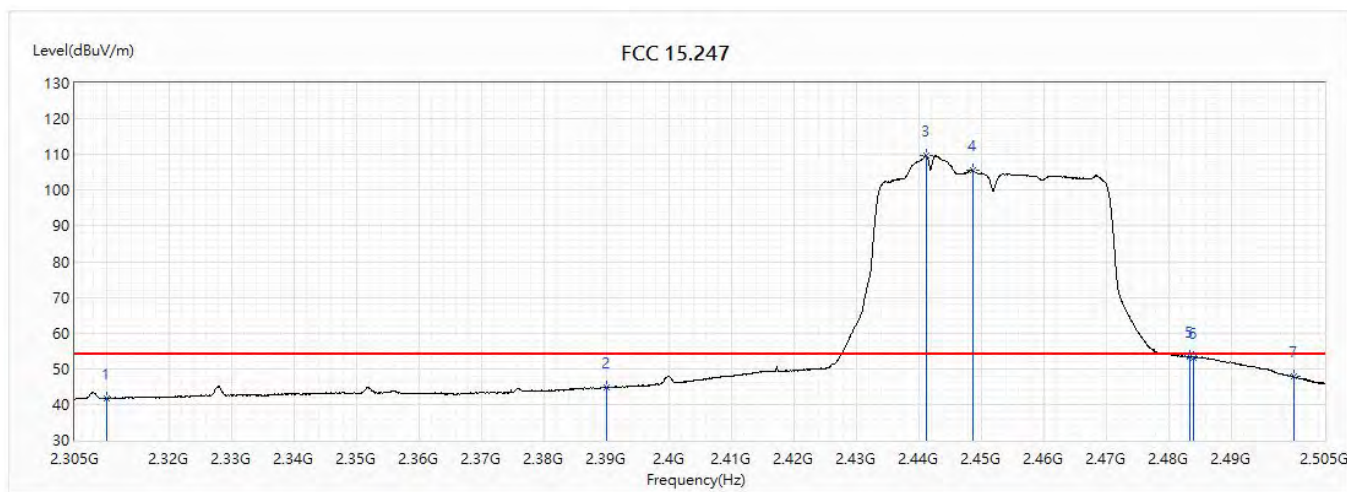


No	Frequency (MHz)	Emission Level (dBuV/m)	Limit (dBuV/m)	Margin (dB)	Reading Level (dBuV)	Correct Factor (dB)	Detector Type
1	2310	53.08	74.00	-20.92	41.95	11.13	PK
2	2390	55.15	74.00	-18.85	43.50	11.65	PK
! 3	2454.2	120.27	N/A	N/A	108.18	12.09	PK
4	2483.5	65.42	74.00	-8.58	53.15	12.27	PK
5	2488.6	67.14	74.00	-6.86	54.84	12.30	PK
6	2500	60.21	74.00	-13.79	47.84	12.37	PK

## Note:

1. All reading above 1GHz is performed with peak and/or average measurements as necessary.
2. "!", means this data is the fundamental level".
3. Emission Level = Reading Level + Correct Factor.
4. The average measurement was not performed when the peak measured data under the limit of average detection. If the readings given are average, peak measurement should also be supplied.
5. The fundamental for reference only, it's not restricted by unwanted emission limit.

Site :	CB2-H	Engineer :	Rueyyan
Model No :	GT-AX6000	Test Date :	2018/9/28
Test Voltage :	AC 120V/60Hz	Polarity :	Vertical
Test Mode :	Mode 1: TX BF NSS2 ADP-65DW Y		
Note :	802.11ac(40M)_2452MHz		

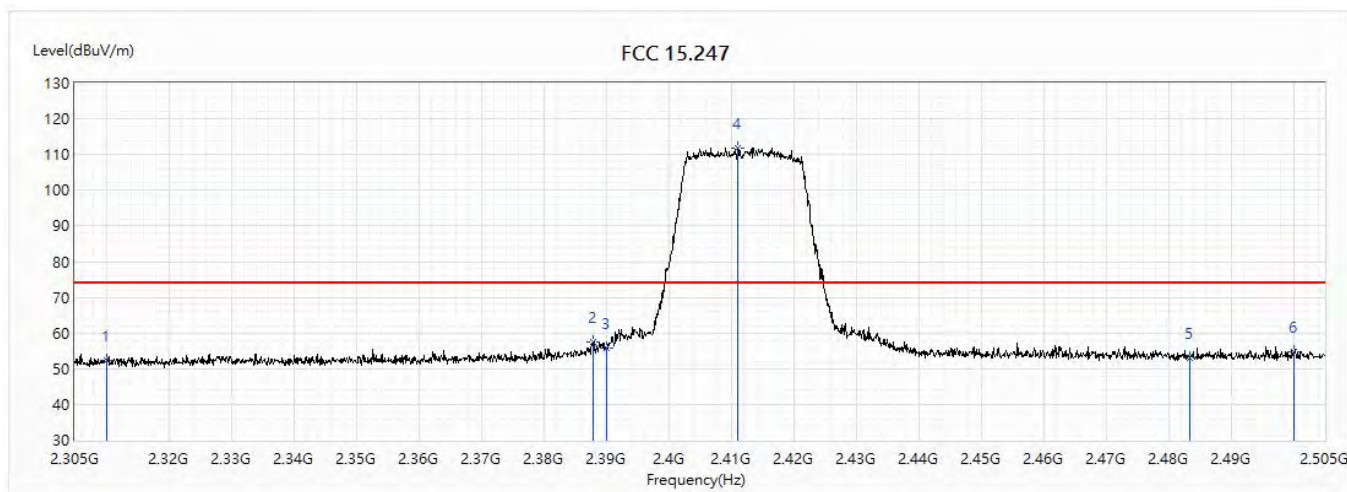


No	Frequency (MHz)	Emission Level (dBuV/m)	Limit (dBuV/m)	Margin (dB)	Reading Level (dBuV)	Correct Factor (dB)	Detector Type
1	2310	41.64	54.00	-12.36	30.51	11.13	AV
2	2390	44.64	54.00	-9.36	32.99	11.65	AV
! 3	2441.3	109.66	N/A	N/A	97.65	12.01	AV
! 4	2448.7	105.52	N/A	N/A	93.47	12.05	AV
5	2483.5	53.46	54.00	-0.54	41.19	12.27	AV
6	2484.1	53.14	54.00	-0.86	40.87	12.27	AV
7	2500	47.71	54.00	-6.29	35.34	12.37	AV

## Note:

1. All reading above 1GHz is performed with peak and/or average measurements as necessary.
2. "!", means this data is the fundamental level".
3. Emission Level = Reading Level + Correct Factor.
4. The average measurement was not performed when the peak measured data under the limit of average detection. If the readings given are average, peak measurement should also be supplied.
5. The fundamental for reference only, it's not restricted by unwanted emission limit.

Site :	CB2-H	Engineer :	Rueyyan
Model No :	GT-AX6000	Test Date :	2018/9/29
Test Voltage :	AC 120V/60Hz	Polarity :	Horizontal
Test Mode :	Mode 1: TX BF NSS2 ADP-65DW Y		
Note :	802.11ax(20M)_2412MHz		

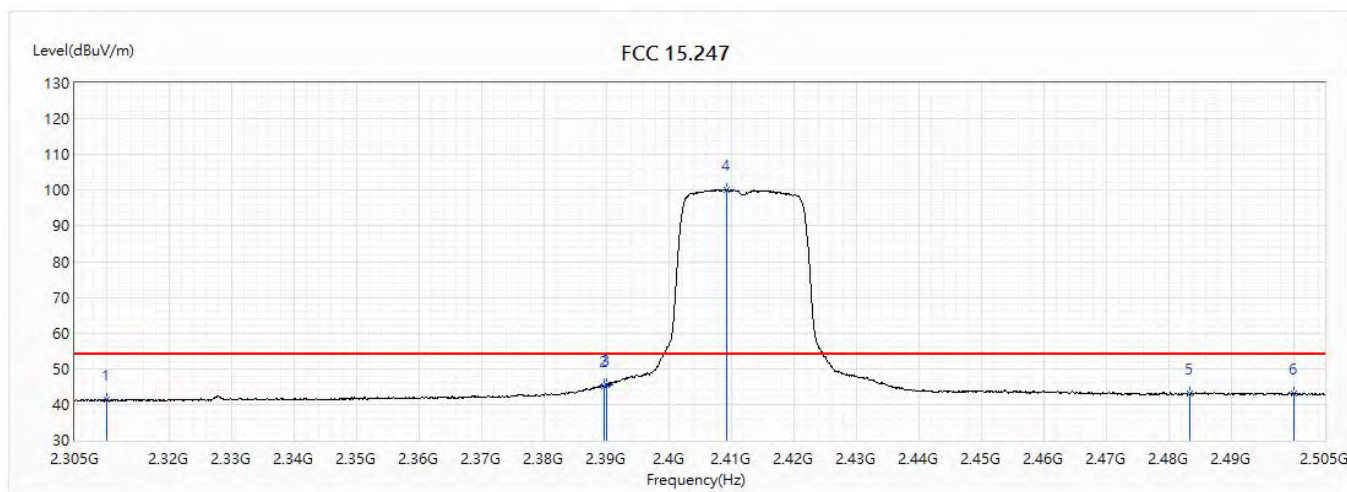


No	Frequency (MHz)	Emission Level (dBuV/m)	Limit (dBuV/m)	Margin (dB)	Reading Level (dBuV)	Correct Factor (dB)	Detector Type
1	2310	52.31	74.00	-21.69	41.18	11.13	PK
2	2388	57.34	74.00	-16.66	45.69	11.65	PK
3	2390	55.90	74.00	-18.10	44.25	11.65	PK
! 4	2411	111.84	N/A	N/A	100.04	11.80	PK
5	2483.5	52.87	74.00	-21.13	40.60	12.27	PK
6	2500	54.74	74.00	-19.26	42.37	12.37	PK

## Note:

1. All reading above 1GHz is performed with peak and/or average measurements as necessary.
2. "!", means this data is the fundamental level".
3. Emission Level = Reading Level + Correct Factor.
4. The average measurement was not performed when the peak measured data under the limit of average detection. If the readings given are average, peak measurement should also be supplied.
5. The fundamental for reference only, it's not restricted by unwanted emission limit.

Site :	CB2-H	Engineer :	Rueyyan
Model No :	GT-AX6000	Test Date :	2018/9/29
Test Voltage :	AC 120V/60Hz	Polarity :	Horizontal
Test Mode :	Mode 1: TX BF NSS2 ADP-65DW Y		
Note :	802.11ax(20M)_2412MHz		

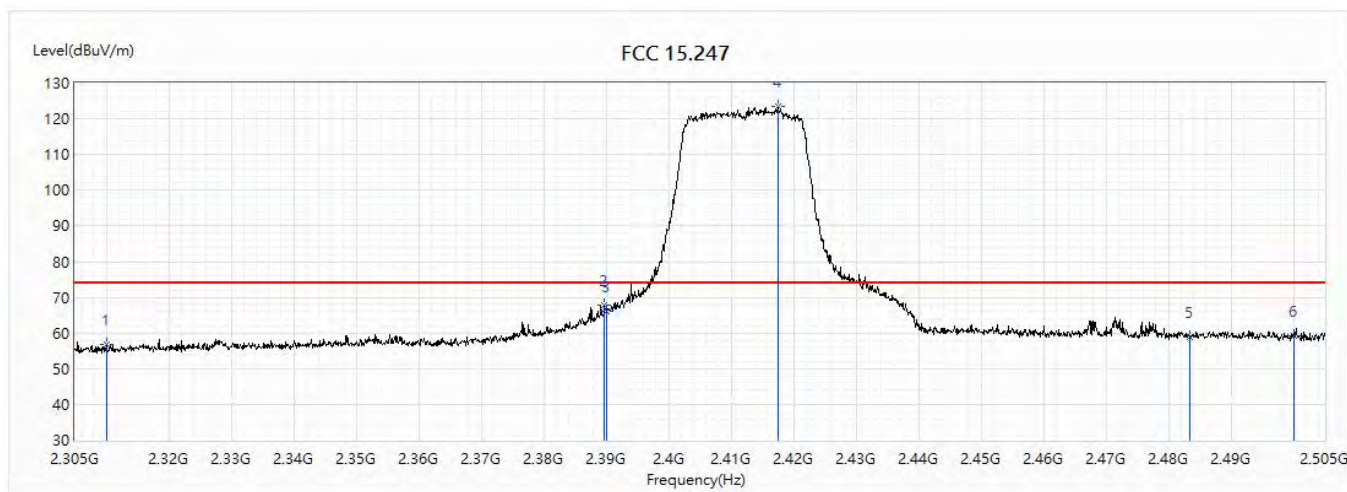


No	Frequency (MHz)	Emission Level (dBuV/m)	Limit (dBuV/m)	Margin (dB)	Reading Level (dBuV)	Correct Factor (dB)	Detector Type
1	2310	41.39	54.00	-12.61	30.26	11.13	AV
2	2389.7	45.10	54.00	-8.90	33.45	11.65	AV
3	2390	45.37	54.00	-8.63	33.72	11.65	AV
! 4	2409.4	100.16	N/A	N/A	88.37	11.79	AV
5	2483.5	42.91	54.00	-11.09	30.64	12.27	AV
6	2500	43.11	54.00	-10.89	30.74	12.37	AV

## Note:

1. All reading above 1GHz is performed with peak and/or average measurements as necessary.
2. "!", means this data is the fundamental level".
3. Emission Level = Reading Level + Correct Factor.
4. The average measurement was not performed when the peak measured data under the limit of average detection. If the readings given are average, peak measurement should also be supplied.
5. The fundamental for reference only, it's not restricted by unwanted emission limit.

Site :	CB2-H	Engineer :	Rueyyan
Model No :	GT-AX6000	Test Date :	2018/9/28
Test Voltage :	AC 120V/60Hz	Polarity :	Vertical
Test Mode :	Mode 1: TX BF NSS2 ADP-65DW Y		
Note :	802.11ax(20M)_2412MHz		



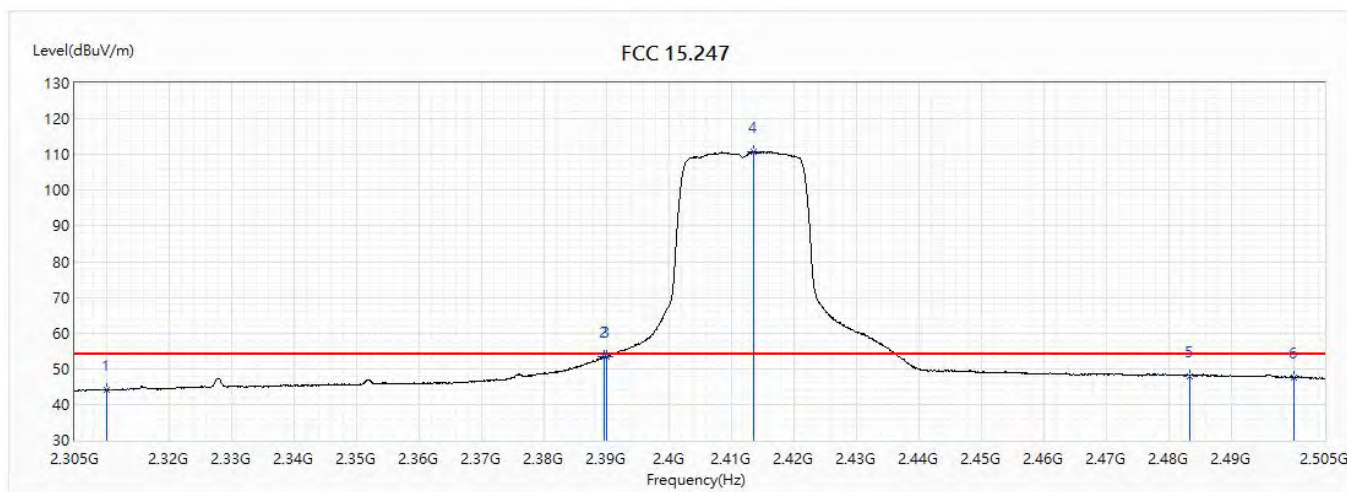
No	Frequency (MHz)	Emission Level (dBuV/m)	Limit (dBuV/m)	Margin (dB)	Reading Level (dBuV)	Correct Factor (dB)	Detector Type
1	2310	56.83	74.00	-17.17	45.70	11.13	PK
2	2389.8	67.86	74.00	-6.14	56.21	11.65	PK
3	2390	65.93	74.00	-8.07	54.28	11.65	PK
! 4	2417.5	123.62	N/A	N/A	111.78	11.84	PK
5	2483.5	58.97	74.00	-15.03	46.70	12.27	PK
6	2500	59.22	74.00	-14.78	46.85	12.37	PK

## Note:

1. All reading above 1GHz is performed with peak and/or average measurements as necessary.
2. "!", means this data is the fundamental level".
3. Emission Level = Reading Level + Correct Factor.
4. The average measurement was not performed when the peak measured data under the limit of average detection. If the readings given are average, peak measurement should also be supplied.
5. The fundamental for reference only, it's not restricted by unwanted emission limit.



Site :	CB2-H	Engineer :	Rueyyan
Model No :	GT-AX6000	Test Date :	2018/9/28
Test Voltage :	AC 120V/60Hz	Polarity :	Vertical
Test Mode :	Mode 1: TX BF NSS2 ADP-65DW Y		
Note :	802.11ax(20M)_2412MHz		

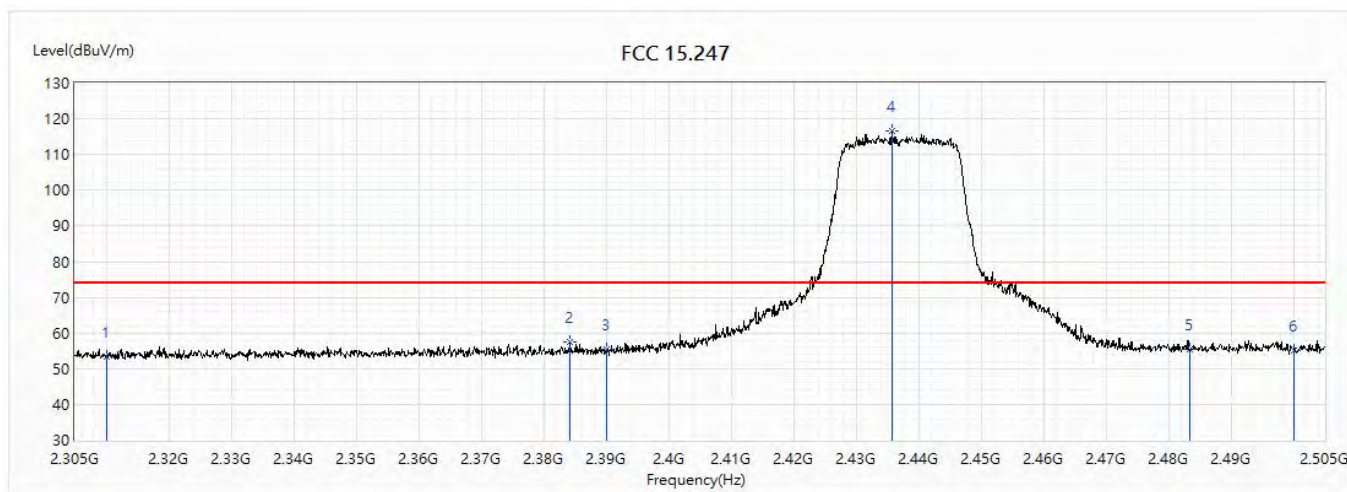


No	Frequency (MHz)	Emission Level (dBuV/m)	Limit (dBuV/m)	Margin (dB)	Reading Level (dBuV)	Correct Factor (dB)	Detector Type
1	2310	44.04	54.00	-9.96	32.91	11.13	AV
2	2389.8	53.30	54.00	-0.70	41.65	11.65	AV
3	2390	53.30	54.00	-0.70	41.65	11.65	AV
! 4	2413.6	110.77	N/A	N/A	98.94	11.83	AV
5	2483.5	48.04	54.00	-5.96	35.77	12.27	AV
6	2500	47.54	54.00	-6.46	35.17	12.37	AV

## Note:

1. All reading above 1GHz is performed with peak and/or average measurements as necessary.
2. "!", means this data is the fundamental level".
3. Emission Level = Reading Level + Correct Factor.
4. The average measurement was not performed when the peak measured data under the limit of average detection. If the readings given are average, peak measurement should also be supplied.
5. The fundamental for reference only, it's not restricted by unwanted emission limit.

Site :	CB2-H	Engineer :	Rueyyan
Model No :	GT-AX6000	Test Date :	2018/9/29
Test Voltage :	AC 120V/60Hz	Polarity :	Horizontal
Test Mode :	Mode 1: TX BF NSS2 ADP-65DW Y		
Note :	802.11ax(20M)_2437MHz		

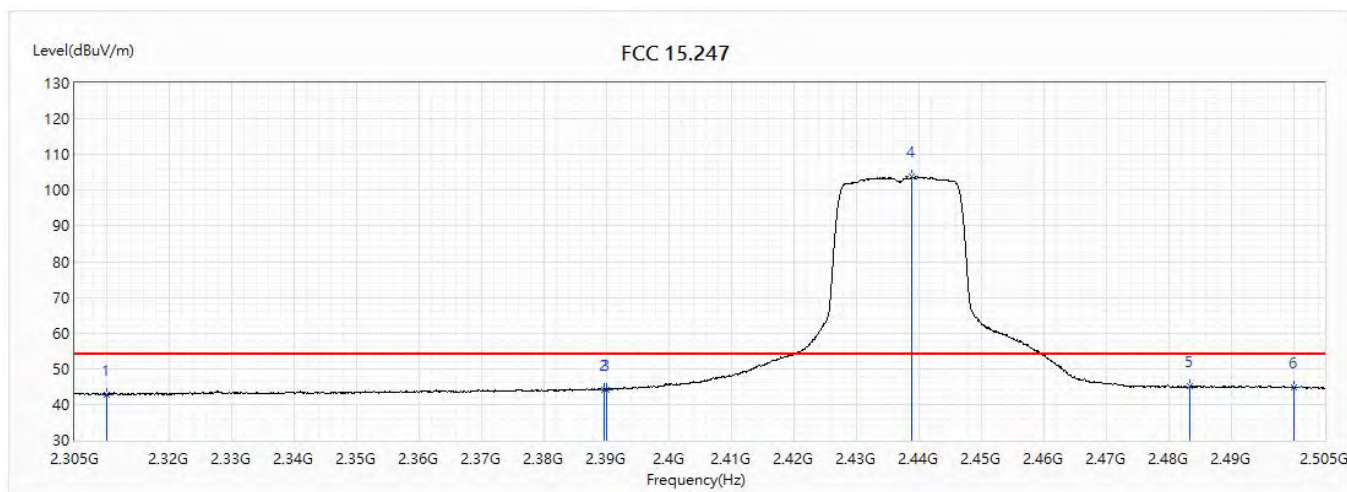


No	Frequency (MHz)	Emission Level (dBuV/m)	Limit (dBuV/m)	Margin (dB)	Reading Level (dBuV)	Correct Factor (dB)	Detector Type
1	2310	53.41	74.00	-20.59	42.28	11.13	PK
2	2384.3	57.50	74.00	-16.50	45.88	11.62	PK
3	2390	55.60	74.00	-18.40	43.95	11.65	PK
! 4	2435.7	116.70	N/A	N/A	104.73	11.97	PK
5	2483.5	55.51	74.00	-18.49	43.24	12.27	PK
6	2500	55.24	74.00	-18.76	42.87	12.37	PK

## Note:

1. All reading above 1GHz is performed with peak and/or average measurements as necessary.
2. "!", means this data is the fundamental level".
3. Emission Level = Reading Level + Correct Factor.
4. The average measurement was not performed when the peak measured data under the limit of average detection. If the readings given are average, peak measurement should also be supplied.
5. The fundamental for reference only, it's not restricted by unwanted emission limit.

Site :	CB2-H	Engineer :	Rueyyan
Model No :	GT-AX6000	Test Date :	2018/9/29
Test Voltage :	AC 120V/60Hz	Polarity :	Horizontal
Test Mode :	Mode 1: TX BF NSS2 ADP-65DW Y		
Note :	802.11ax(20M)_2437MHz		

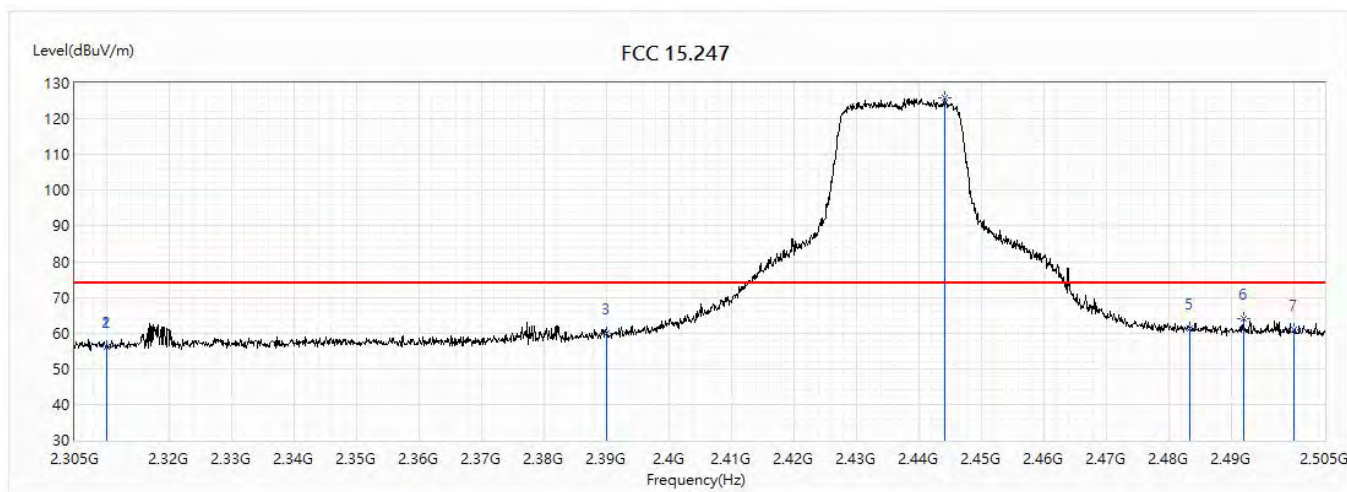


No	Frequency (MHz)	Emission Level (dBuV/m)	Limit (dBuV/m)	Margin (dB)	Reading Level (dBuV)	Correct Factor (dB)	Detector Type
1	2310	42.77	54.00	-11.23	31.64	11.13	AV
2	2389.7	44.25	54.00	-9.75	32.60	11.65	AV
3	2390	44.26	54.00	-9.74	32.61	11.65	AV
! 4	2439	103.76	N/A	N/A	91.77	11.99	AV
5	2483.5	45.14	54.00	-8.86	32.87	12.27	AV
6	2500	44.76	54.00	-9.24	32.39	12.37	AV

## Note:

1. All reading above 1GHz is performed with peak and/or average measurements as necessary.
2. "!", means this data is the fundamental level".
3. Emission Level = Reading Level + Correct Factor.
4. The average measurement was not performed when the peak measured data under the limit of average detection. If the readings given are average, peak measurement should also be supplied.
5. The fundamental for reference only, it's not restricted by unwanted emission limit.

Site :	CB2-H	Engineer :	Rueyyan
Model No :	GT-AX6000	Test Date :	2018/9/29
Test Voltage :	AC 120V/60Hz	Polarity :	Vertical
Test Mode :	Mode 1: TX BF NSS2 ADP-65DW Y		
Note :	802.11ax(20M)_2437MHz		

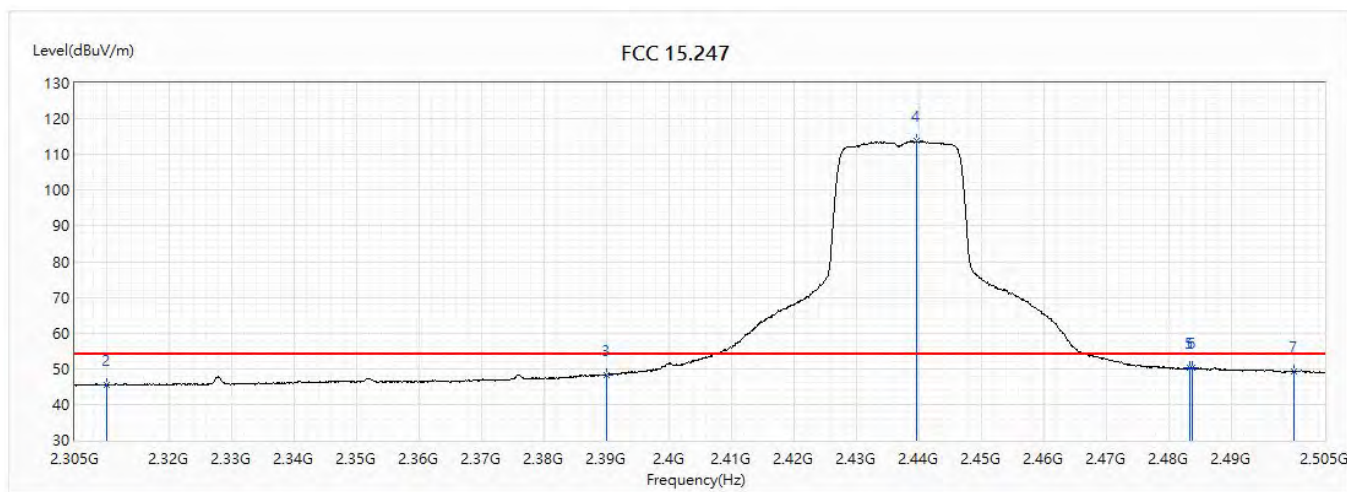


No	Frequency (MHz)	Emission Level (dBuV/m)	Limit (dBuV/m)	Margin (dB)	Reading Level (dBuV)	Correct Factor (dB)	Detector Type
1	2310	55.97	74.00	-18.03	44.84	11.13	PK
2	2310	55.97	74.00	-18.03	44.84	11.13	PK
3	2390	59.73	74.00	-14.27	48.08	11.65	PK
! 4	2444.2	125.73	N/A	N/A	113.71	12.02	PK
5	2483.5	61.38	74.00	-12.62	49.11	12.27	PK
6	2492	64.07	74.00	-9.93	51.76	12.31	PK
7	2500	60.95	74.00	-13.05	48.58	12.37	PK

## Note:

1. All reading above 1GHz is performed with peak and/or average measurements as necessary.
2. "!", means this data is the fundamental level".
3. Emission Level = Reading Level + Correct Factor.
4. The average measurement was not performed when the peak measured data under the limit of average detection. If the readings given are average, peak measurement should also be supplied.
5. The fundamental for reference only, it's not restricted by unwanted emission limit.

Site :	CB2-H	Engineer :	Rueyyan
Model No :	GT-AX6000	Test Date :	2018/9/29
Test Voltage :	AC 120V/60Hz	Polarity :	Vertical
Test Mode :	Mode 1: TX BF NSS2 ADP-65DW Y		
Note :	802.11ax(20M)_2437MHz		



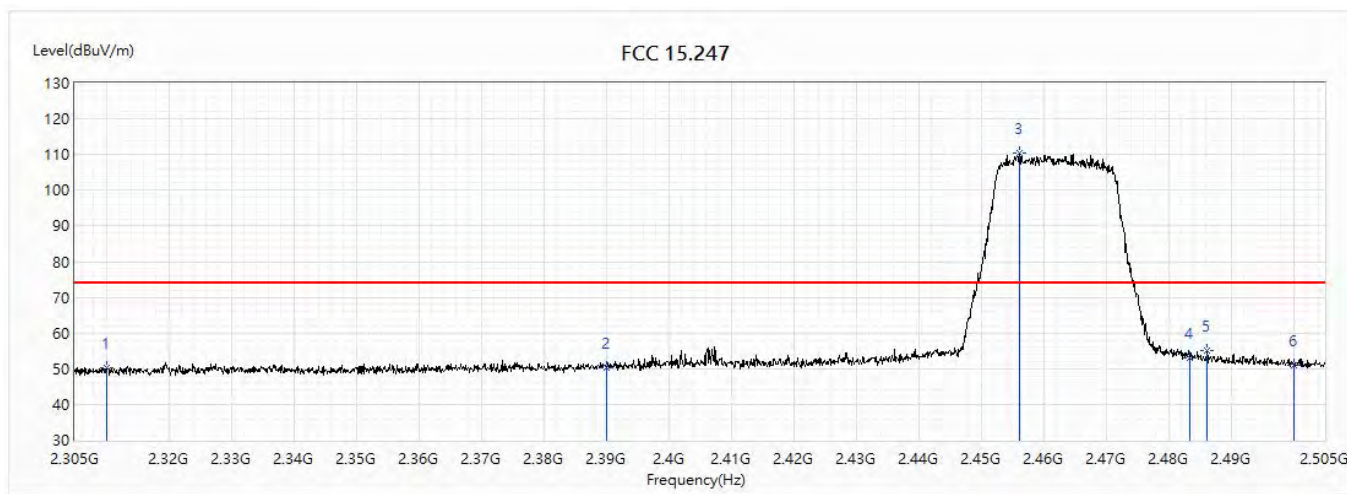
No	Frequency (MHz)	Emission Level (dBuV/m)	Limit (dBuV/m)	Margin (dB)	Reading Level (dBuV)	Correct Factor (dB)	Detector Type
2	2310	45.44	54.00	-8.56	34.31	11.13	AV
3	2390	48.19	54.00	-5.81	36.54	11.65	AV
! 4	2439.7	113.69	N/A	N/A	101.69	12.00	AV
5	2483.5	50.20	54.00	-3.80	37.93	12.27	AV
6	2483.9	50.25	54.00	-3.75	37.98	12.27	AV
7	2500	49.33	54.00	-4.67	36.96	12.37	AV

## Note:

1. All reading above 1GHz is performed with peak and/or average measurements as necessary.
2. "!", means this data is the fundamental level".
3. Emission Level = Reading Level + Correct Factor.
4. The average measurement was not performed when the peak measured data under the limit of average detection. If the readings given are average, peak measurement should also be supplied.
5. The fundamental for reference only, it's not restricted by unwanted emission limit.



Site :	CB2-H	Engineer :	Rueyyan
Model No :	GT-AX6000	Test Date :	2018/9/29
Test Voltage :	AC 120V/60Hz	Polarity :	Horizontal
Test Mode :	Mode 1: TX BF NSS2 ADP-65DW Y		
Note :	802.11ax(20M)_2462MHz		

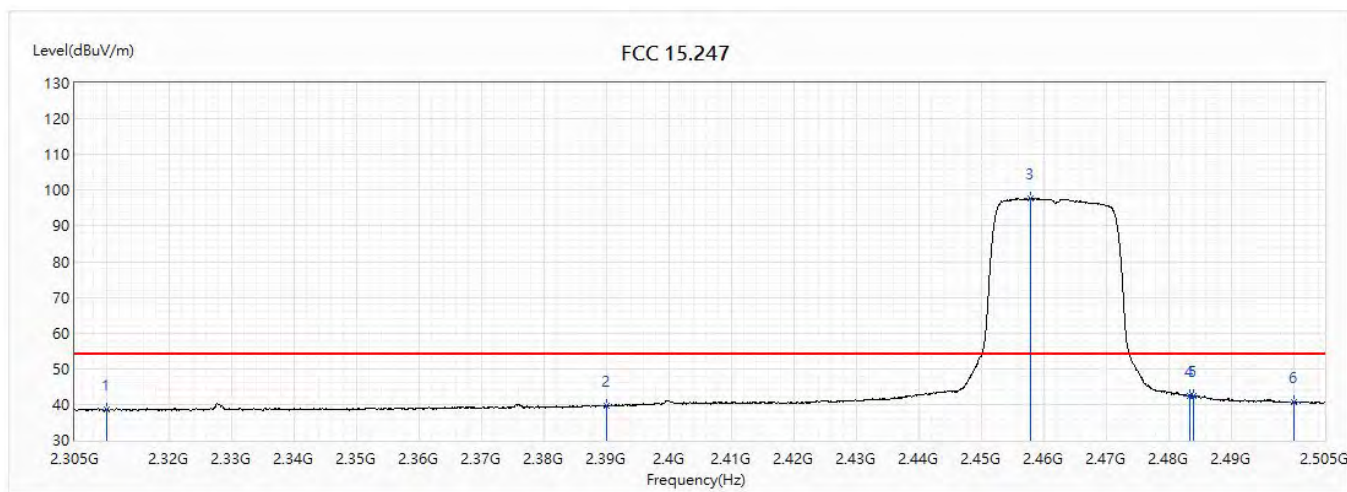


No	Frequency (MHz)	Emission Level (dBuV/m)	Limit (dBuV/m)	Margin (dB)	Reading Level (dBuV)	Correct Factor (dB)	Detector Type
1	2310	50.27	74.00	-23.73	39.14	11.13	PK
2	2390	50.42	74.00	-23.58	38.77	11.65	PK
! 3	2456.2	110.28	N/A	N/A	98.18	12.10	PK
4	2483.5	53.13	74.00	-20.87	40.86	12.27	PK
5	2486.2	54.95	74.00	-19.05	42.67	12.28	PK
6	2500	50.98	74.00	-23.02	38.61	12.37	PK

## Note:

1. All reading above 1GHz is performed with peak and/or average measurements as necessary.
2. "!", means this data is the fundamental level".
3. Emission Level = Reading Level + Correct Factor.
4. The average measurement was not performed when the peak measured data under the limit of average detection. If the readings given are average, peak measurement should also be supplied.
5. The fundamental for reference only, it's not restricted by unwanted emission limit.

Site :	CB2-H	Engineer :	Rueyyan
Model No :	GT-AX6000	Test Date :	2018/9/29
Test Voltage :	AC 120V/60Hz	Polarity :	Horizontal
Test Mode :	Mode 1: TX BF NSS2 ADP-65DW Y		
Note :	802.11ax(20M)_2462MHz		

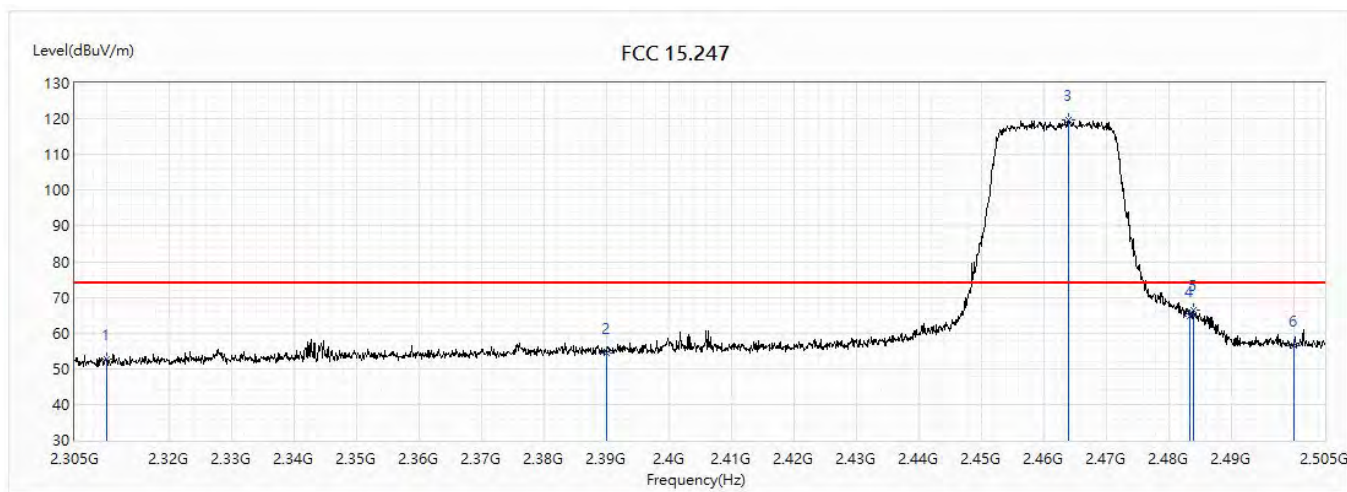


No	Frequency (MHz)	Emission Level (dBuV/m)	Limit (dBuV/m)	Margin (dB)	Reading Level (dBuV)	Correct Factor (dB)	Detector Type
1	2310	38.46	54.00	-15.54	27.33	11.13	AV
2	2390	39.66	54.00	-14.34	28.01	11.65	AV
! 3	2457.9	97.73	N/A	N/A	85.62	12.11	AV
4	2483.5	42.35	54.00	-11.65	30.08	12.27	AV
5	2484	42.42	54.00	-11.58	30.15	12.27	AV
6	2500	40.71	54.00	-13.29	28.34	12.37	AV

## Note:

1. All reading above 1GHz is performed with peak and/or average measurements as necessary.
2. "!", means this data is the fundamental level".
3. Emission Level = Reading Level + Correct Factor.
4. The average measurement was not performed when the peak measured data under the limit of average detection. If the readings given are average, peak measurement should also be supplied.
5. The fundamental for reference only, it's not restricted by unwanted emission limit.

Site :	CB2-H	Engineer :	Rueyyan
Model No :	GT-AX6000	Test Date :	2018/9/29
Test Voltage :	AC 120V/60Hz	Polarity :	Vertical
Test Mode :	Mode 1: TX BF NSS2 ADP-65DW Y		
Note :	802.11ax(20M)_2462MHz		

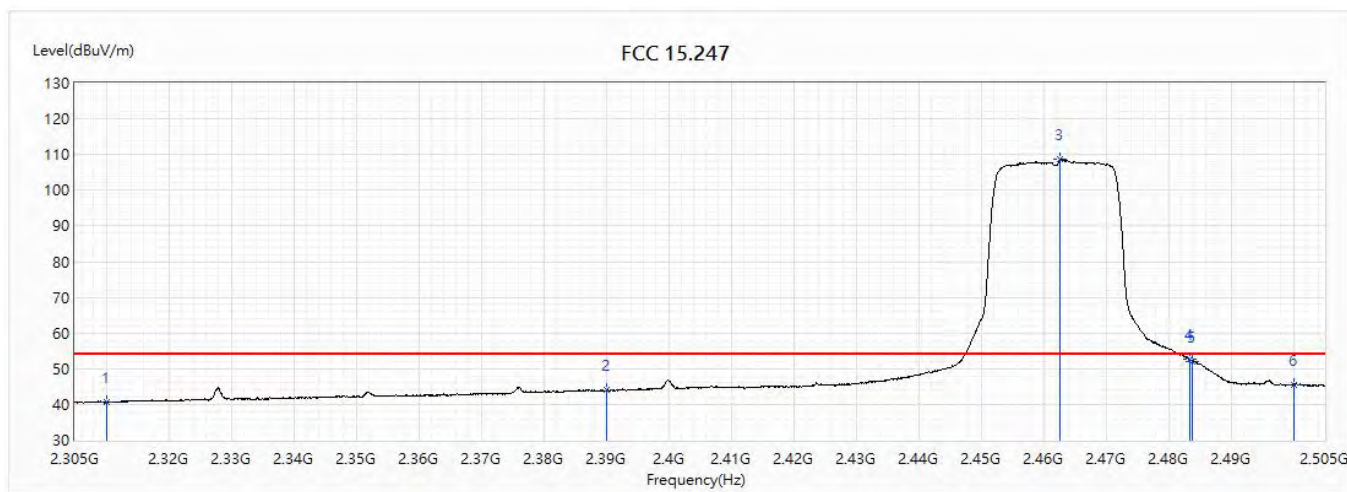


No	Frequency (MHz)	Emission Level (dBuV/m)	Limit (dBuV/m)	Margin (dB)	Reading Level (dBuV)	Correct Factor (dB)	Detector Type
1	2310	52.52	74.00	-21.48	41.39	11.13	PK
2	2390	54.56	74.00	-19.44	42.91	11.65	PK
! 3	2464	119.64	N/A	N/A	107.49	12.15	PK
4	2483.5	64.82	74.00	-9.18	52.55	12.27	PK
5	2484.1	66.48	74.00	-7.52	54.21	12.27	PK
6	2500	56.63	74.00	-17.37	44.26	12.37	PK

## Note:

1. All reading above 1GHz is performed with peak and/or average measurements as necessary.
2. "!", means this data is the fundamental level".
3. Emission Level = Reading Level + Correct Factor.
4. The average measurement was not performed when the peak measured data under the limit of average detection. If the readings given are average, peak measurement should also be supplied.
5. The fundamental for reference only, it's not restricted by unwanted emission limit.

Site :	CB2-H	Engineer :	Rueyyan
Model No :	GT-AX6000	Test Date :	2018/9/29
Test Voltage :	AC 120V/60Hz	Polarity :	Vertical
Test Mode :	Mode 1: TX BF NSS2 ADP-65DW Y		
Note :	802.11ax(20M)_2462MHz		

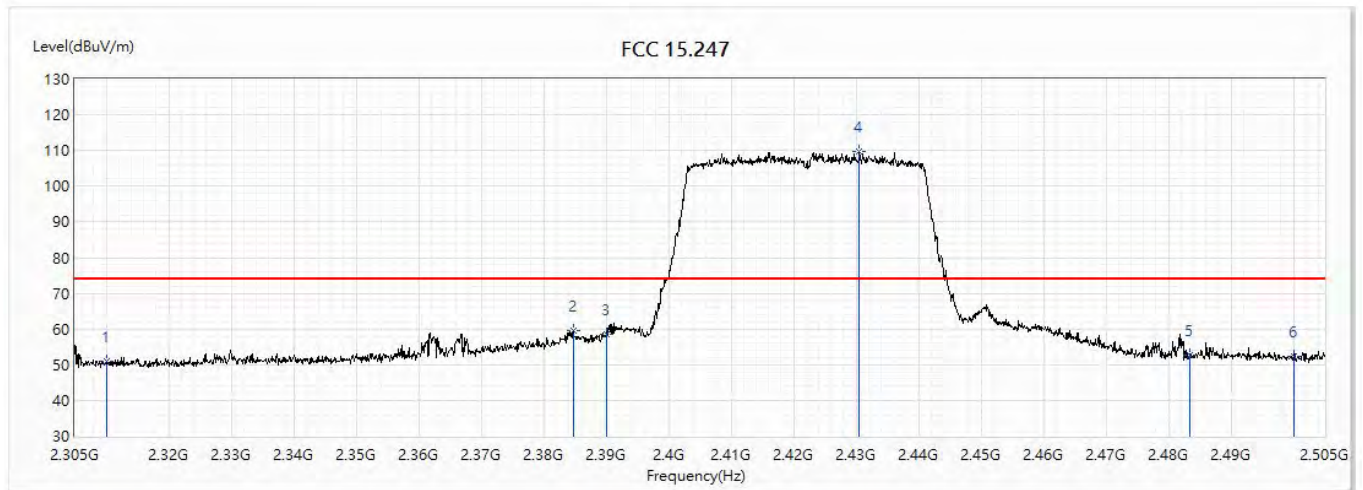


No	Frequency (MHz)	Emission Level (dBuV/m)	Limit (dBuV/m)	Margin (dB)	Reading Level (dBuV)	Correct Factor (dB)	Detector Type
1	2310	40.74	54.00	-13.26	29.61	11.13	AV
2	2390	44.01	54.00	-9.99	32.36	11.65	AV
! 3	2462.7	108.79	N/A	N/A	96.65	12.14	AV
4	2483.5	52.53	54.00	-1.47	40.26	12.27	AV
5	2483.9	52.09	54.00	-1.91	39.82	12.27	AV
6	2500	45.54	54.00	-8.46	33.17	12.37	AV

**Note:**

1. All reading above 1GHz is performed with peak and/or average measurements as necessary.
2. "!", means this data is the fundamental level".
3. Emission Level = Reading Level + Correct Factor.
4. The average measurement was not performed when the peak measured data under the limit of average detection. If the readings given are average, peak measurement should also be supplied.
5. The fundamental for reference only, it's not restricted by unwanted emission limit.

Site :	CB2-H	Engineer :	Rueyyan
Model No :	GT-AX6000	Test Date :	2018/9/29
Test Voltage :	AC 120V/60Hz	Polarity :	Horizontal
Test Mode :	Mode 1: TX BF NSS2 ADP-65DW Y		
Note :	802.11ax(40M)_2422MHz		



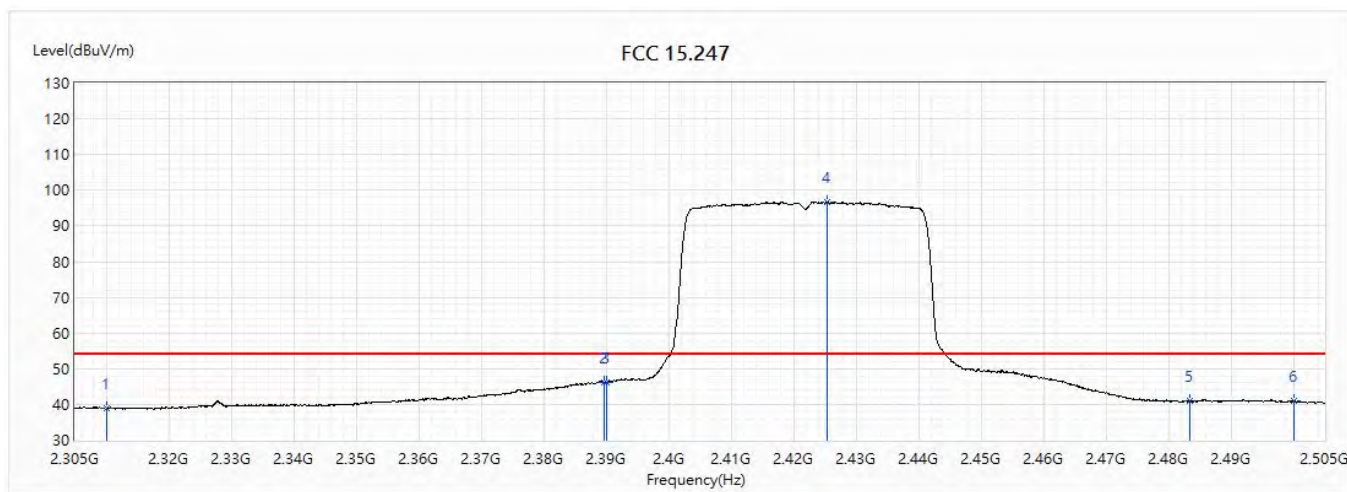
No	Frequency (MHz)	Emission Level (dBuV/m)	Limit (dBuV/m)	Margin (dB)	Reading Level (dBuV)	Correct Factor (dB)	Detector Type
1	2310	51.12	74.00	-22.88	39.99	11.13	PK
2	2384.8	59.45	74.00	-14.55	47.81	11.64	PK
3	2390	58.44	74.00	-15.56	46.79	11.65	PK
! 4	2430.5	109.67	N/A	N/A	97.73	11.94	PK
5	2483.5	52.62	74.00	-21.38	40.35	12.27	PK
6	2500	52.28	74.00	-21.72	39.91	12.37	PK

## Note:

1. All reading above 1GHz is performed with peak and/or average measurements as necessary.
2. "!", means this data is the fundamental level".
3. Emission Level = Reading Level + Correct Factor.
4. The average measurement was not performed when the peak measured data under the limit of average detection. If the readings given are average, peak measurement should also be supplied.
5. The fundamental for reference only, it's not restricted by unwanted emission limit.



Site :	CB2-H	Engineer :	Rueyyan
Model No :	GT-AX6000	Test Date :	2018/9/29
Test Voltage :	AC 120V/60Hz	Polarity :	Horizontal
Test Mode :	Mode 1: TX BF NSS2 ADP-65DW Y		
Note :	802.11ax(40M)_2422MHz		

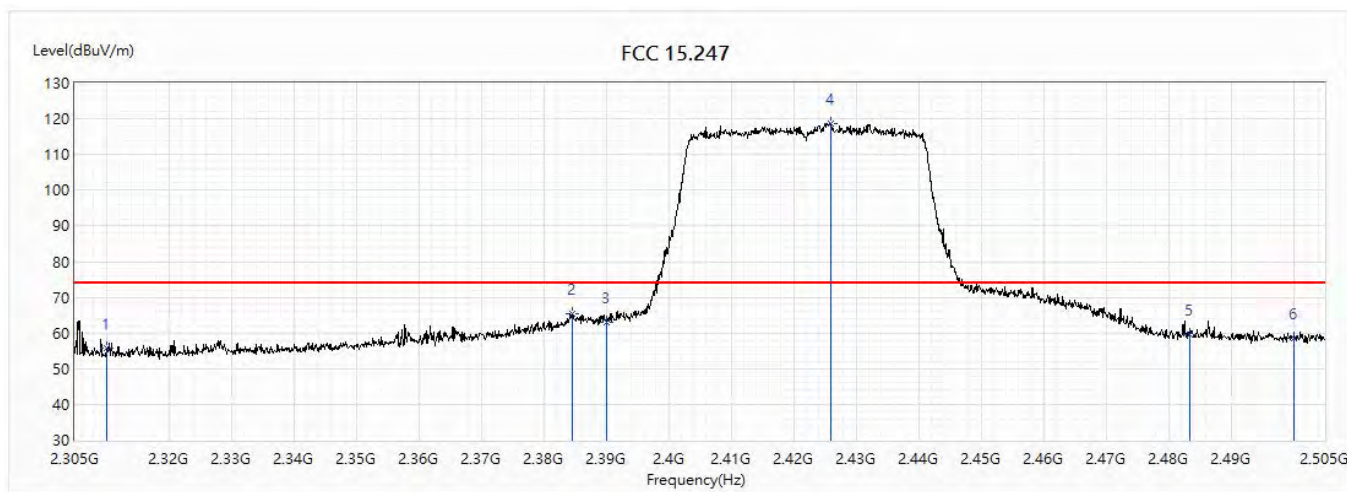


No	Frequency (MHz)	Emission Level (dBuV/m)	Limit (dBuV/m)	Margin (dB)	Reading Level (dBuV)	Correct Factor (dB)	Detector Type
1	2310	38.79	54.00	-15.21	27.66	11.13	AV
2	2389.7	46.25	54.00	-7.75	34.60	11.65	AV
3	2390	46.19	54.00	-7.81	34.54	11.65	AV
! 4	2425.4	96.65	N/A	N/A	84.75	11.90	AV
5	2483.5	41.03	54.00	-12.97	28.76	12.27	AV
6	2500	40.87	54.00	-13.13	28.50	12.37	AV

## Note:

1. All reading above 1GHz is performed with peak and/or average measurements as necessary.
2. "!", means this data is the fundamental level".
3. Emission Level = Reading Level + Correct Factor.
4. The average measurement was not performed when the peak measured data under the limit of average detection. If the readings given are average, peak measurement should also be supplied.
5. The fundamental for reference only, it's not restricted by unwanted emission limit.

Site :	CB2-H	Engineer :	Rueyyan
Model No :	GT-AX6000	Test Date :	2018/9/29
Test Voltage :	AC 120V/60Hz	Polarity :	Vertical
Test Mode :	Mode 1: TX BF NSS2 ADP-65DW Y		
Note :	802.11ax(40M)_2422MHz		

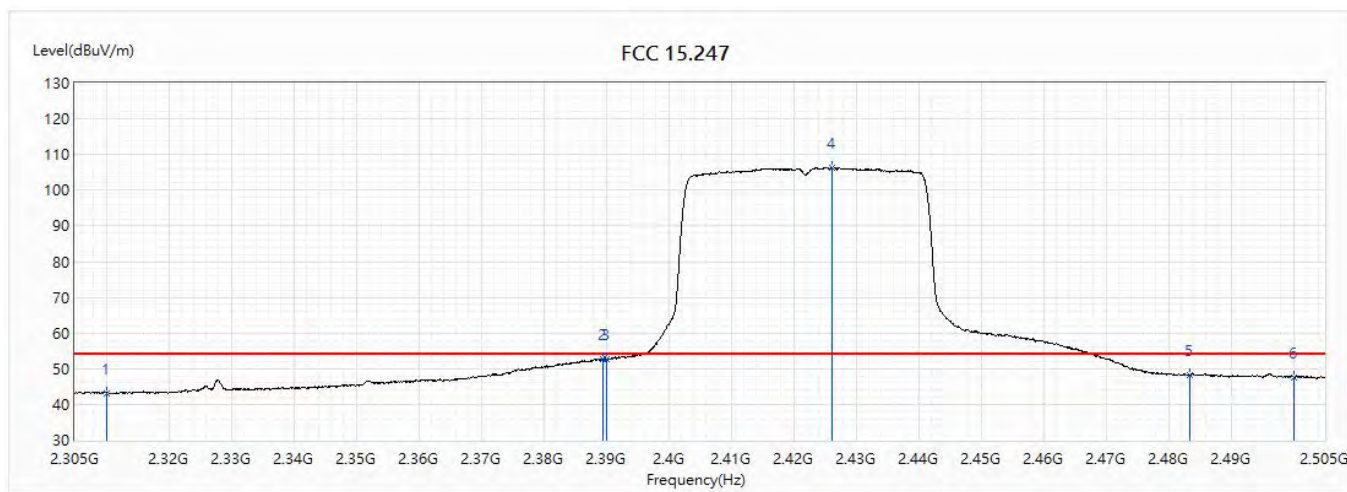


No	Frequency (MHz)	Emission Level (dBuV/m)	Limit (dBuV/m)	Margin (dB)	Reading Level (dBuV)	Correct Factor (dB)	Detector Type
1	2310	55.70	74.00	-18.30	44.57	11.13	PK
2	2384.7	65.49	74.00	-8.51	53.86	11.63	PK
3	2390	63.11	74.00	-10.89	51.46	11.65	PK
! 4	2426	118.77	N/A	N/A	106.87	11.90	PK
5	2483.5	59.71	74.00	-14.29	47.44	12.27	PK
6	2500	58.44	74.00	-15.56	46.07	12.37	PK

## Note:

1. All reading above 1GHz is performed with peak and/or average measurements as necessary.
2. "!", means this data is the fundamental level".
3. Emission Level = Reading Level + Correct Factor.
4. The average measurement was not performed when the peak measured data under the limit of average detection. If the readings given are average, peak measurement should also be supplied.
5. The fundamental for reference only, it's not restricted by unwanted emission limit.

Site :	CB2-H	Engineer :	Rueyyan
Model No :	GT-AX6000	Test Date :	2018/9/29
Test Voltage :	AC 120V/60Hz	Polarity :	Vertical
Test Mode :	Mode 1: TX BF NSS2 ADP-65DW Y		
Note :	802.11ax(40M)_2422MHz		

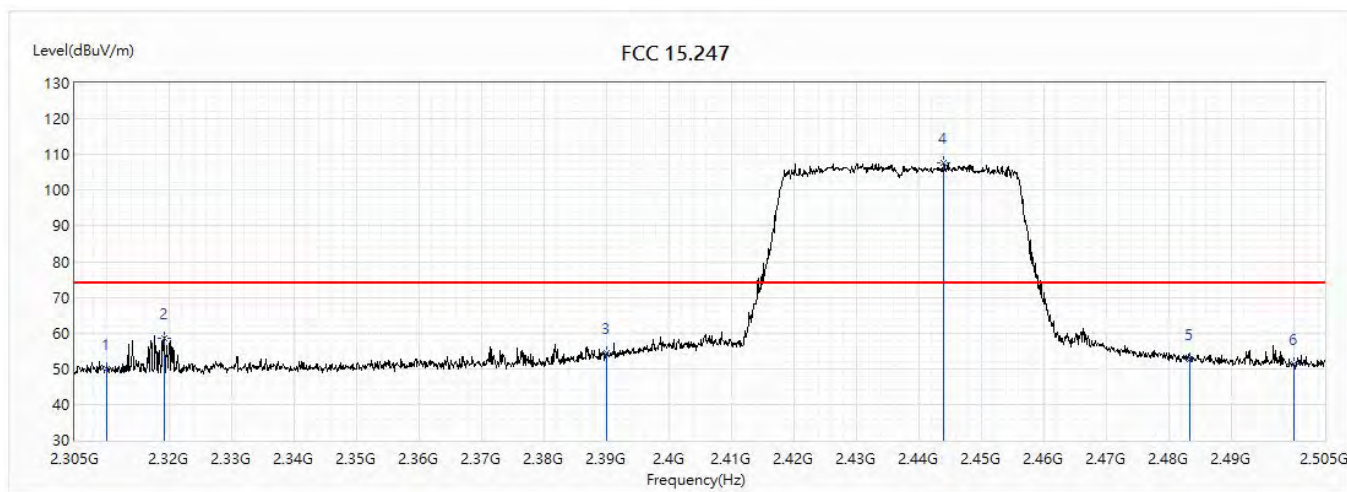


No	Frequency (MHz)	Emission Level (dBuV/m)	Limit (dBuV/m)	Margin (dB)	Reading Level (dBuV)	Correct Factor (dB)	Detector Type
1	2310	43.23	54.00	-10.77	32.10	11.13	AV
2	2389.5	52.62	54.00	-1.38	40.97	11.65	AV
3	2390	52.58	54.00	-1.42	40.93	11.65	AV
! 4	2426.1	106.43	N/A	N/A	94.53	11.90	AV
5	2483.5	48.26	54.00	-5.74	35.99	12.27	AV
6	2500	47.69	54.00	-6.31	35.32	12.37	AV

## Note:

1. All reading above 1GHz is performed with peak and/or average measurements as necessary.
2. "!", means this data is the fundamental level".
3. Emission Level = Reading Level + Correct Factor.
4. The average measurement was not performed when the peak measured data under the limit of average detection. If the readings given are average, peak measurement should also be supplied.
5. The fundamental for reference only, it's not restricted by unwanted emission limit.

Site :	CB2-H	Engineer :	Rueyyan
Model No :	GT-AX6000	Test Date :	2018/9/29
Test Voltage :	AC 120V/60Hz	Polarity :	Horizontal
Test Mode :	Mode 1: TX BF NSS2 ADP-65DW Y		
Note :	802.11ax(40M)_2437MHz		

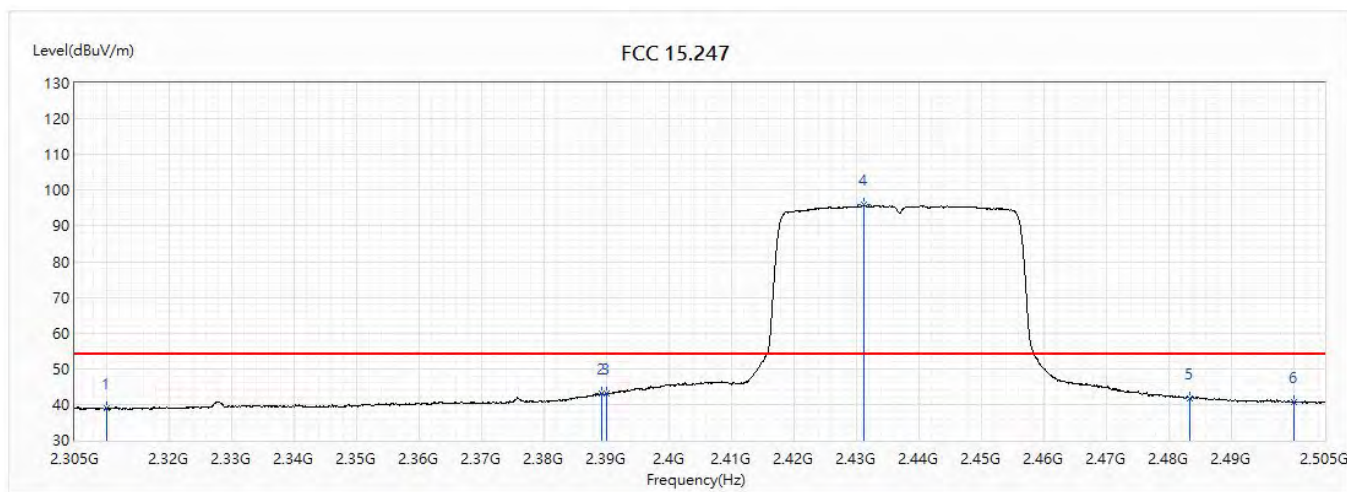


No	Frequency (MHz)	Emission Level (dBuV/m)	Limit (dBuV/m)	Margin (dB)	Reading Level (dBuV)	Correct Factor (dB)	Detector Type
1	2310	49.77	74.00	-24.23	38.64	11.13	PK
2	2319.3	58.65	74.00	-15.35	47.46	11.19	PK
3	2390	54.26	74.00	-19.74	42.61	11.65	PK
! 4	2444.1	107.54	N/A	N/A	95.52	12.02	PK
5	2483.5	52.61	74.00	-21.39	40.34	12.27	PK
6	2500	51.22	74.00	-22.78	38.85	12.37	PK

## Note:

1. All reading above 1GHz is performed with peak and/or average measurements as necessary.
2. "!", means this data is the fundamental level".
3. Emission Level = Reading Level + Correct Factor.
4. The average measurement was not performed when the peak measured data under the limit of average detection. If the readings given are average, peak measurement should also be supplied.
5. The fundamental for reference only, it's not restricted by unwanted emission limit.

Site :	CB2-H	Engineer :	Rueyyan
Model No :	GT-AX6000	Test Date :	2018/9/29
Test Voltage :	AC 120V/60Hz	Polarity :	Horizontal
Test Mode :	Mode 1: TX BF NSS2 ADP-65DW Y		
Note :	802.11ax(40M)_2437MHz		



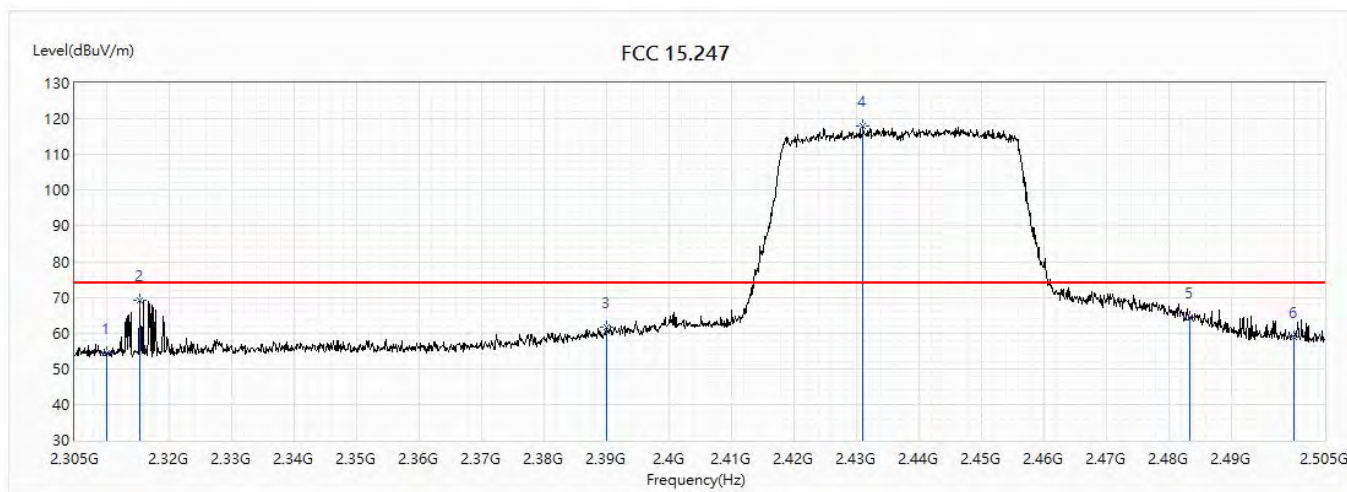
No	Frequency (MHz)	Emission Level (dBuV/m)	Limit (dBuV/m)	Margin (dB)	Reading Level (dBuV)	Correct Factor (dB)	Detector Type
1	2310	38.94	54.00	-15.06	27.81	11.13	AV
2	2389.4	43.07	54.00	-10.93	31.42	11.65	AV
3	2390	43.04	54.00	-10.96	31.39	11.65	AV
! 4	2431.3	95.86	N/A	N/A	83.92	11.94	AV
5	2483.5	41.79	54.00	-12.21	29.52	12.27	AV
6	2500	40.57	54.00	-13.43	28.20	12.37	AV

## Note:

1. All reading above 1GHz is performed with peak and/or average measurements as necessary.
2. "!", means this data is the fundamental level".
3. Emission Level = Reading Level + Correct Factor.
4. The average measurement was not performed when the peak measured data under the limit of average detection. If the readings given are average, peak measurement should also be supplied.
5. The fundamental for reference only, it's not restricted by unwanted emission limit.



Site :	CB2-H	Engineer :	Rueyyan
Model No :	GT-AX6000	Test Date :	2018/9/29
Test Voltage :	AC 120V/60Hz	Polarity :	Vertical
Test Mode :	Mode 1: TX BF NSS2 ADP-65DW Y		
Note :	802.11ax(40M)_2437MHz		

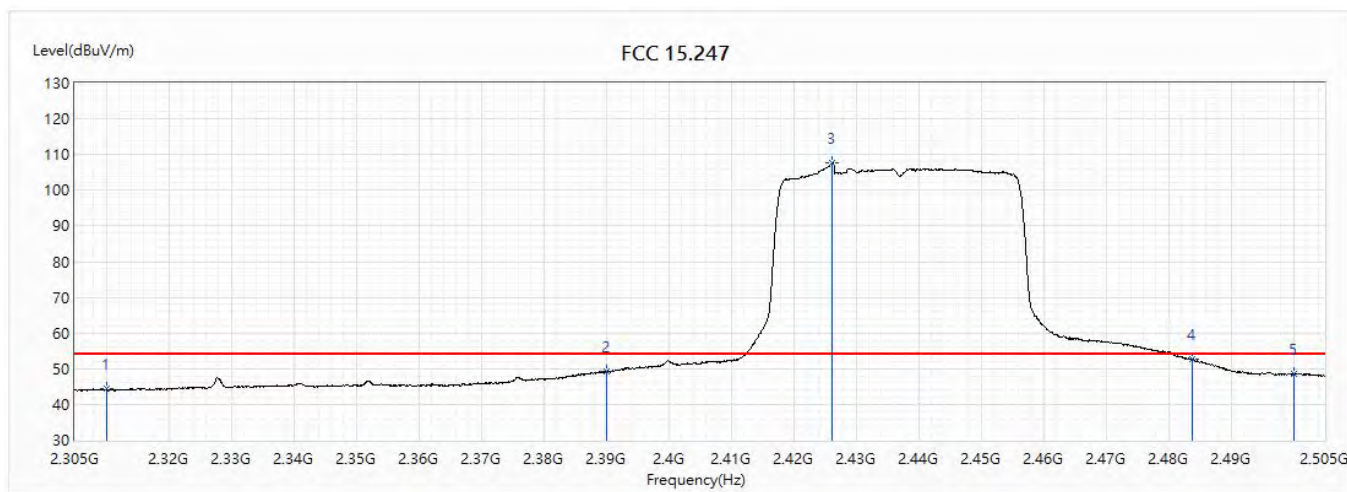


No	Frequency (MHz)	Emission Level (dBuV/m)	Limit (dBuV/m)	Margin (dB)	Reading Level (dBuV)	Correct Factor (dB)	Detector Type
1	2310	54.55	74.00	-19.45	43.42	11.13	PK
2	2315.4	69.17	74.00	-4.83	58.00	11.17	PK
3	2390	61.72	74.00	-12.28	50.07	11.65	PK
! 4	2431.1	117.93	N/A	N/A	105.99	11.94	PK
5	2483.5	64.39	74.00	-9.61	52.12	12.27	PK
6	2500	58.85	74.00	-15.15	46.48	12.37	PK

## Note:

1. All reading above 1GHz is performed with peak and/or average measurements as necessary.
2. "!", means this data is the fundamental level".
3. Emission Level = Reading Level + Correct Factor.
4. The average measurement was not performed when the peak measured data under the limit of average detection. If the readings given are average, peak measurement should also be supplied.
5. The fundamental for reference only, it's not restricted by unwanted emission limit.

Site :	CB2-H	Engineer :	Rueyyan
Model No :	GT-AX6000	Test Date :	2018/9/29
Test Voltage :	AC 120V/60Hz	Polarity :	Vertical
Test Mode :	Mode 1: TX BF NSS2 ADP-65DW Y		
Note :	802.11ax(40M)_2437MHz		

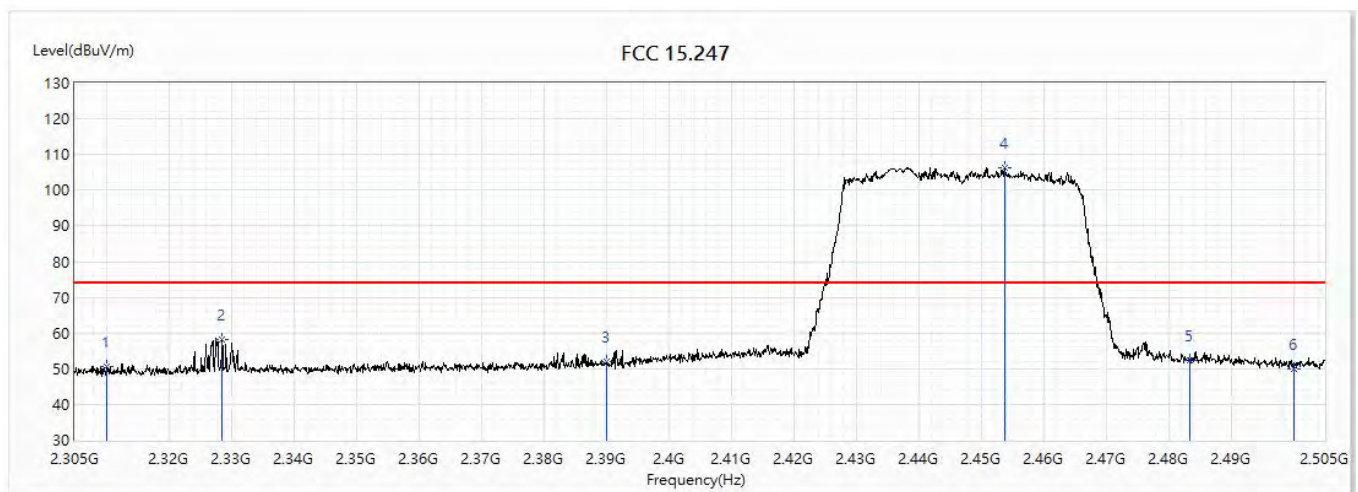


No	Frequency (MHz)	Emission Level (dBuV/m)	Limit (dBuV/m)	Margin (dB)	Reading Level (dBuV)	Correct Factor (dB)	Detector Type
1	2310	44.29	54.00	-9.71	33.16	11.13	AV
2	2390	49.14	54.00	-4.86	37.49	11.65	AV
! 3	2426.2	107.57	N/A	N/A	95.67	11.90	AV
4	2483.9	52.58	54.00	-1.42	40.31	12.27	AV
5	2500	48.46	54.00	-5.54	36.09	12.37	AV
6	24835	47.95	54.00	-6.05	-1.22	49.17	AV

## Note:

1. All reading above 1GHz is performed with peak and/or average measurements as necessary.
2. "!", means this data is the fundamental level".
3. Emission Level = Reading Level + Correct Factor.
4. The average measurement was not performed when the peak measured data under the limit of average detection. If the readings given are average, peak measurement should also be supplied.
5. The fundamental for reference only, it's not restricted by unwanted emission limit.

Site :	CB2-H	Engineer :	Rueyyan
Model No :	GT-AX6000	Test Date :	2018/9/29
Test Voltage :	AC 120V/60Hz	Polarity :	Horizontal
Test Mode :	Mode 1: TX BF NSS2 ADP-65DW Y		
Note :	802.11ax(40M)_2447MHz		

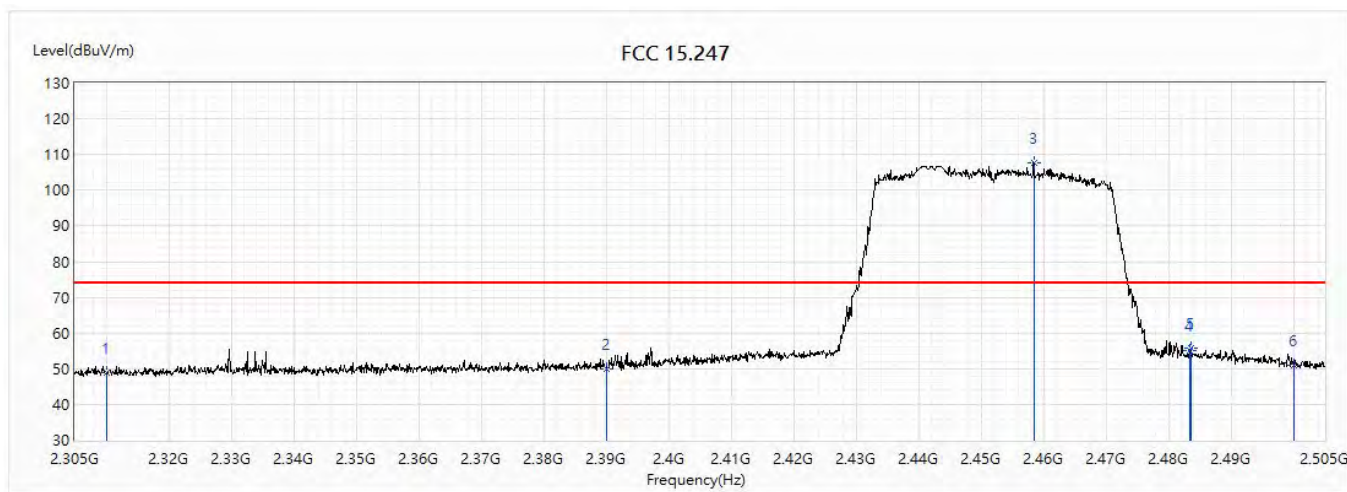


No	Frequency (MHz)	Emission Level (dBuV/m)	Limit (dBuV/m)	Margin (dB)	Reading Level (dBuV)	Correct Factor (dB)	Detector Type
1	2310	50.78	74.00	-23.22	39.65	11.13	PK
2	2328.6	58.09	74.00	-15.91	46.84	11.25	PK
3	2390	51.83	74.00	-22.17	40.18	11.65	PK
! 4	2453.9	106.39	N/A	N/A	94.30	12.09	PK
5	2483.5	52.23	74.00	-21.77	39.96	12.27	PK
6	2500	49.84	74.00	-24.16	37.47	12.37	PK

## Note:

1. All reading above 1GHz is performed with peak and/or average measurements as necessary.
2. "!", means this data is the fundamental level".
3. Emission Level = Reading Level + Correct Factor.
4. The average measurement was not performed when the peak measured data under the limit of average detection. If the readings given are average, peak measurement should also be supplied.
5. The fundamental for reference only, it's not restricted by unwanted emission limit.

Site :	CB2-H	Engineer :	Rueyyan
Model No :	GT-AX6000	Test Date :	2018/9/29
Test Voltage :	AC 120V/60Hz	Polarity :	Horizontal
Test Mode :	Mode 1: TX BF NSS2 ADP-65DW Y		
Note :	802.11ax(40M)_2452MHz		

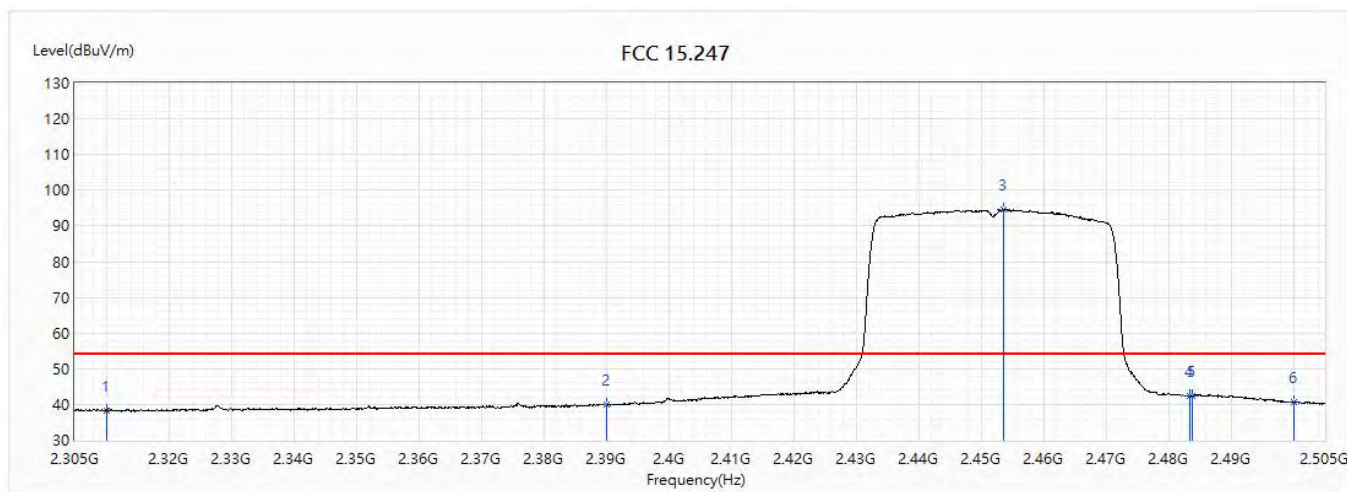


No	Frequency (MHz)	Emission Level (dBuV/m)	Limit (dBuV/m)	Margin (dB)	Reading Level (dBuV)	Correct Factor (dB)	Detector Type
1	2310	48.87	74.00	-25.13	37.74	11.13	PK
2	2390	49.96	74.00	-24.04	38.31	11.65	PK
! 3	2458.5	107.77	N/A	N/A	95.66	12.11	PK
4	2483.5	55.14	74.00	-18.86	42.87	12.27	PK
5	2483.6	55.64	74.00	-18.36	43.37	12.27	PK
6	2500	51.02	74.00	-22.98	38.65	12.37	PK

## Note:

1. All reading above 1GHz is performed with peak and/or average measurements as necessary.
2. "!", means this data is the fundamental level".
3. Emission Level = Reading Level + Correct Factor.
4. The average measurement was not performed when the peak measured data under the limit of average detection. If the readings given are average, peak measurement should also be supplied.
5. The fundamental for reference only, it's not restricted by unwanted emission limit.

Site :	CB2-H	Engineer :	Rueyyan
Model No :	GT-AX6000	Test Date :	2018/9/29
Test Voltage :	AC 120V/60Hz	Polarity :	Horizontal
Test Mode :	Mode 1: TX BF NSS2 ADP-65DW Y		
Note :	802.11ax(40M)_2452MHz		

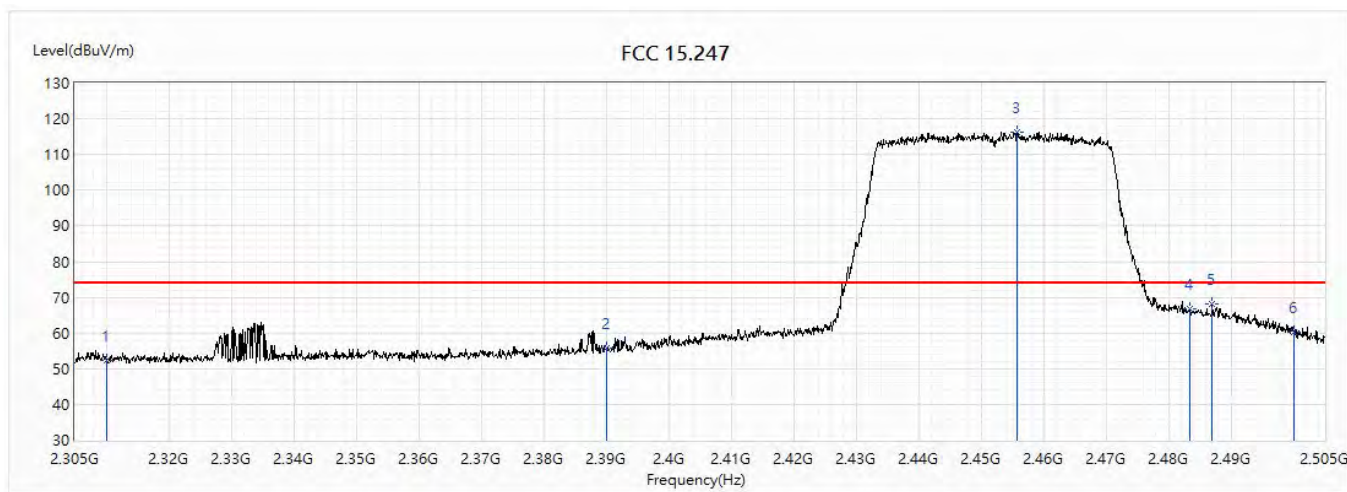


## Note:

1. All reading above 1GHz is performed with peak and/or average measurements as necessary.
2. "!", means this data is the fundamental level".
3. Emission Level = Reading Level + Correct Factor.
4. The average measurement was not performed when the peak measured data under the limit of average detection. If the readings given are average, peak measurement should also be supplied.
5. The fundamental for reference only, it's not restricted by unwanted emission limit.



Site :	CB2-H	Engineer :	Rueyyan
Model No :	GT-AX6000	Test Date :	2018/9/29
Test Voltage :	AC 120V/60Hz	Polarity :	Vertical
Test Mode :	Mode 1: TX BF NSS2 ADP-65DW Y		
Note :	802.11ax(40M)_2452MHz		

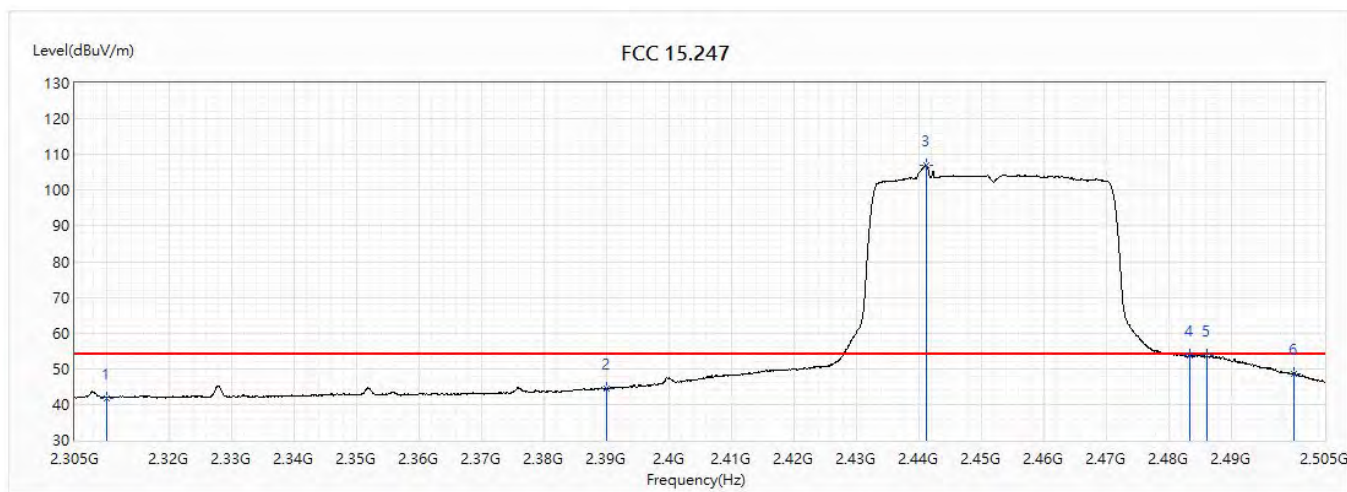


No	Frequency (MHz)	Emission Level (dBuV/m)	Limit (dBuV/m)	Margin (dB)	Reading Level (dBuV)	Correct Factor (dB)	Detector Type
1	2310	52.21	74.00	-21.79	41.08	11.13	PK
2	2390	55.94	74.00	-18.06	44.29	11.65	PK
! 3	2455.7	116.37	N/A	N/A	104.28	12.09	PK
4	2483.5	66.73	74.00	-7.27	54.46	12.27	PK
5	2487	68.02	74.00	-5.98	55.74	12.28	PK
6	2500	60.41	74.00	-13.59	48.04	12.37	PK

## Note:

1. All reading above 1GHz is performed with peak and/or average measurements as necessary.
2. "!", means this data is the fundamental level".
3. Emission Level = Reading Level + Correct Factor.
4. The average measurement was not performed when the peak measured data under the limit of average detection. If the readings given are average, peak measurement should also be supplied.
5. The fundamental for reference only, it's not restricted by unwanted emission limit.

Site :	CB2-H	Engineer :	Rueyyan
Model No :	GT-AX6000	Test Date :	2018/9/29
Test Voltage :	AC 120V/60Hz	Polarity :	Vertical
Test Mode :	Mode 1: TX BF NSS2 ADP-65DW Y		
Note :	802.11ax(40M)_2452MHz		



No	Frequency (MHz)	Emission Level (dBuV/m)	Limit (dBuV/m)	Margin (dB)	Reading Level (dBuV)	Correct Factor (dB)	Detector Type
1	2310	41.81	54.00	-12.19	30.68	11.13	AV
2	2390	44.47	54.00	-9.53	32.82	11.65	AV
! 3	2441.2	106.90	N/A	N/A	94.89	12.01	AV
4	2483.5	53.70	54.00	-0.30	41.43	12.27	AV
5	2486.2	53.66	54.00	-0.34	41.38	12.28	AV
6	2500	48.40	54.00	-5.60	36.03	12.37	AV

## Note:

1. All reading above 1GHz is performed with peak and/or average measurements as necessary.
2. "!", means this data is the fundamental level".
3. Emission Level = Reading Level + Correct Factor.
4. The average measurement was not performed when the peak measured data under the limit of average detection. If the readings given are average, peak measurement should also be supplied.
5. The fundamental for reference only, it's not restricted by unwanted emission limit.