



RADIO TEST REPORT

FCC ID : MSQ-RTAX0600

Equipment : AX3000 Dual Band WiFi Router

Brand Name : ASUS

Model Name : XD5, XD4 Pro

Applicant : ASUSTeK COMPUTER INC.
1F., No. 15, Lide Rd., Beitou, Taipei 112, Taiwan

Manufacturer (1) : GEMTEK TECHNOLOGY CO., LTD.
No. 15-1, Zhonghua Road, Hsinchu Industrial Park, Hukou, Hsinchu 30352, Taiwan, R.O.C.

Manufacturer (2) : GEMTEK VIETNAM CORPORATION LIMITED.
Dong Van II Industrial Zone, Duy Minh Ward, Duy Tien Town, Ha Nam Province, Vietnam (ZIP 400000)

Manufacturer (3) : GEMTEK ELECTORNICS (CHANGSHU) CO., LTD.
No. 1, Zheng Wen Road, New & High Tech Industrial Park, Changshu Economic Development Zone, Jiangsu Province 215500, P.R.China

Manufacturer (4) : GEMTEK ELECTRONICS (KUNSHAN) CO., LTD.
No. 88, Xin Zhu Road, Comprehensive Bonded Zone, Kun Shan, Jiangsu Province 215300, P. R. China

Manufacturer (5) : Lih Rong Electronic Enterprise Co.,Ltd.
3F, No. 1, Gaoxia Rd., Zhongli Dist., 32061 Taoyuan City, TAIWAN


Manufacturer (6) : Lukisen Electronic Corp.
3F.,No.236,Bo'ai St., Shulin Dist.,
New Taipei City 23845, Taiwan

Manufacturer (7) : Datamax Electronics(DongGuan) Co., Ltd.
Niu Shan Foreign Economic Industrial Park,Dong Cheng District,Dong Guan City,Guang Dong,China

Standard : 47 CFR FCC Part 15.407

The product was received on May 07, 2021, and testing was started from May 21, 2021 and completed on Jun. 14, 2022. We, Sporton International Inc. Hsinchu Laboratory, would like to declare that the tested sample has been evaluated in accordance with the procedures given in ANSI C63.10-2013 and shown compliance with the applicable technical standards.

The test results in this report apply exclusively to the tested model / sample. Without written approval of Sporton International Inc. Hsinchu Laboratory, the test report shall not be reproduced except in full.



Approved by: **Sam Chen**

Sporton International Inc. Hsinchu Laboratory

No.8, Ln. 724, Bo'ai St., Zhubei City, Hsinchu County 302010, Taiwan (R.O.C.)



Table of Contents

History of this test report.....3

Summary of Test Result.....4

1 General Description5

1.1 Information.....5

1.2 Applicable Standards12

1.3 Testing Location Information.....12

1.4 Measurement Uncertainty13

2 Test Configuration of EUT14

2.1 Test Channel Mode14

2.2 The Worst Case Measurement Configuration.....18

2.3 EUT Operation during Test19

2.4 Accessories20

2.5 Support Equipment.....20

2.6 Test Setup Diagram22

3 Transmitter Test Result26

3.1 AC Power-line Conducted Emissions26

3.2 Emission Bandwidth.....28

3.3 Maximum Output Power.....29

3.4 Power Spectral Density32

3.5 Unwanted Emissions.....36

4 Test Equipment and Calibration Data41

Appendix A. Test Results of AC Power-line Conducted Emissions

Appendix B. Test Results of Emission Bandwidth

Appendix C. Test Results of Maximum Output Power

Appendix D. Test Results of Power Spectral Density

Appendix E. Test Results of Unwanted Emissions

Appendix F. Test Results of Radiated Emission Co-location

Appendix G. Test Photos

Photographs of EUT v01



Summary of Test Result

Report Clause	Ref Std. Clause	Test Items	Result (PASS/FAIL)	Remark
1.1.2	15.203	Antenna Requirement	PASS	-
3.1	15.207	AC Power-line Conducted Emissions	PASS	-
3.2	15.407(a)	Emission Bandwidth	PASS	-
3.3	15.407(a)	Maximum Output Power	PASS	-
3.4	15.407(a)	Power Spectral Density	PASS	-
3.5	15.407(b)	Unwanted Emissions	PASS	-

Declaration of Conformity:

1. The test results with all measurement uncertainty excluded are presented in accordance with the regulation limits or requirements declared by manufacturers. It's means measurement values may risk exceeding the limit of regulation standards, if measurement uncertainty is include in test results.
2. The measurement uncertainty please refer to report "Measurement Uncertainty".

Comments and Explanations:

The declared of product specification for EUT presented in the report are provided by the manufacturer, and the manufacturer takes all the responsibilities for the accuracy of product specification.

Reviewed by: **Sam Chen**

Report Producer: **Viola Huang**



1 General Description

1.1 Information

1.1.1 RF General Information

Frequency Range (MHz)	IEEE Std. 802.11	Ch. Frequency (MHz)	Channel Number
5150-5250	a, n (HT20), ac (VHT20), ax (HEW20)	5180-5240	36-48 [4]
5250-5350		5260-5320	52-64 [4]
5470-5725		5500-5720	100-144 [12]
5725-5850		5745-5825	149-165 [5]
5150-5250	n (HT40), ac (VHT40), ax (HEW40)	5190-5230	38-46 [2]
5250-5350		5270-5310	54-62 [2]
5470-5725		5510-5710	102-142 [6]
5725-5850		5755-5795	151-159 [2]
5150-5250	ac (VHT80), ax (HEW80)	5210	42 [1]
5250-5350		5290	58 [1]
5470-5725		5530-5690	106-138 [3]
5725-5850		5775	155 [1]
5150-5350	ac (VHT160), ax (HEW160)	5250	50 [1]
5470-5725		5570	114 [1]

Band	Mode	BWch (MHz)	Nant
5.15-5.25GHz	802.11a	20	2
5.15-5.25GHz	802.11n HT20	20	2
5.15-5.25GHz	802.11n HT20-BF	20	2
5.15-5.25GHz	802.11ac VHT20	20	2
5.15-5.25GHz	802.11ac VHT20-BF	20	2
5.15-5.25GHz	802.11ax HEW20	20	2
5.15-5.25GHz	802.11ax HEW20-BF	20	2
5.15-5.25GHz	802.11n HT40	40	2
5.15-5.25GHz	802.11n HT40-BF	40	2
5.15-5.25GHz	802.11ac VHT40	40	2
5.15-5.25GHz	802.11ac VHT40-BF	40	2
5.15-5.25GHz	802.11ax HEW40	40	2
5.15-5.25GHz	802.11ax HEW40-BF	40	2
5.15-5.25GHz	802.11ac VHT80	80	2



Band	Mode	BWch (MHz)	Nant
5.15-5.25GHz	802.11ac VHT80-BF	80	2
5.15-5.25GHz	802.11ax HEW80	80	2
5.15-5.25GHz	802.11ax HEW80-BF	80	2
5.15-5.25GHz	802.11ac VHT160	160	2
5.15-5.25GHz	802.11ac VHT160-BF	160	2
5.15-5.25GHz	802.11ax HEW160	160	2
5.15-5.25GHz	802.11ax HEW160-BF	160	2
5.25-5.35GHz	802.11a	20	2
5.25-5.35GHz	802.11n HT20	20	2
5.25-5.35GHz	802.11n HT20-BF	20	2
5.25-5.35GHz	802.11ac VHT20	20	2
5.25-5.35GHz	802.11ac VHT20-BF	20	2
5.25-5.35GHz	802.11ax HEW20	20	2
5.25-5.35GHz	802.11ax HEW20-BF	20	2
5.25-5.35GHz	802.11n HT40	40	2
5.25-5.35GHz	802.11n HT40-BF	40	2
5.25-5.35GHz	802.11ac VHT40	40	2
5.25-5.35GHz	802.11ac VHT40-BF	40	2
5.25-5.35GHz	802.11ax HEW40	40	2
5.25-5.35GHz	802.11ax HEW40-BF	40	2
5.25-5.35GHz	802.11ac VHT80	80	2
5.25-5.35GHz	802.11ac VHT80-BF	80	2
5.25-5.35GHz	802.11ax HEW80	80	2
5.25-5.35GHz	802.11ax HEW80-BF	80	2
5.25-5.35GHz	802.11ac VHT160	160	2
5.25-5.35GHz	802.11ac VHT160-BF	160	2
5.25-5.35GHz	802.11ax HEW160	160	2
5.25-5.35GHz	802.11ax HEW160-BF	160	2
5.47-5.725GHz	802.11a	20	2
5.47-5.725GHz	802.11n HT20	20	2
5.47-5.725GHz	802.11n HT20-BF	20	2
5.47-5.725GHz	802.11ac VHT20	20	2
5.47-5.725GHz	802.11ac VHT20-BF	20	2
5.47-5.725GHz	802.11ax HEW20	20	2
5.47-5.725GHz	802.11ax HEW20-BF	20	2



Band	Mode	BWch (MHz)	Nant
5.47-5.725GHz	802.11n HT40	40	2
5.47-5.725GHz	802.11n HT40-BF	40	2
5.47-5.725GHz	802.11ac VHT40	40	2
5.47-5.725GHz	802.11ac VHT40-BF	40	2
5.47-5.725GHz	802.11ax HEW40	40	2
5.47-5.725GHz	802.11ax HEW40-BF	40	2
5.47-5.725GHz	802.11ac VHT80	80	2
5.47-5.725GHz	802.11ac VHT80-BF	80	2
5.47-5.725GHz	802.11ax HEW80	80	2
5.47-5.725GHz	802.11ax HEW80-BF	80	2
5.47-5.725GHz	802.11ac VHT160	160	2
5.47-5.725GHz	802.11ac VHT160-BF	160	2
5.47-5.725GHz	802.11ax HEW160	160	2
5.47-5.725GHz	802.11ax HEW160-BF	160	2
5.725-5.85GHz	802.11a	20	2
5.725-5.85GHz	802.11n HT20	20	2
5.725-5.85GHz	802.11n HT20-BF	20	2
5.725-5.85GHz	802.11ac VHT20	20	2
5.725-5.85GHz	802.11ac VHT20-BF	20	2
5.725-5.85GHz	802.11ax HEW20	20	2
5.725-5.85GHz	802.11ax HEW20-BF	20	2
5.725-5.85GHz	802.11n HT40	40	2
5.725-5.85GHz	802.11n HT40-BF	40	2
5.725-5.85GHz	802.11ac VHT40	40	2
5.725-5.85GHz	802.11ac VHT40-BF	40	2
5.725-5.85GHz	802.11ax HEW40	40	2
5.725-5.85GHz	802.11ax HEW40-BF	40	2
5.725-5.85GHz	802.11ac VHT80	80	2
5.725-5.85GHz	802.11ac VHT80-BF	80	2
5.725-5.85GHz	802.11ax HEW80	80	2
5.725-5.85GHz	802.11ax HEW80-BF	80	2



Note:

- ♦ 11a, HT20 and HT40 use a combination of OFDM-BPSK, QPSK, 16QAM, 64QAM modulation.
- ♦ VHT20, VHT40, VHT80 and VHT160 use a combination of OFDM-BPSK, QPSK, 16QAM, 64QAM, 256QAM, 1024QAM modulation.
- ♦ HEW20, HEW40, HEW80 and HEW160 use a combination of OFDMA-BPSK, QPSK, 16QAM, 64QAM, 256QAM, 1024QAM modulation.
- ♦ BWch is the nominal channel bandwidth.



1.1.2 Antenna Information

Ant.	2.4GHz Port	5GHz Port	Brand Name	Model Name	Antenna Type	Connector	Gain (dBi)
1	1	1	Airgain	N03ASAFc-PH-LB1 X85BUI	PCB	I-PEX	Note 1
2	2	2	Airgain	N03ASAFc-PH-LG 1X120BUI	PCB	I-PEX	

Note 1:

Ant.	Gain (dBi)				
	2.4GHz	UNII 1	UNII 2A	UNII 2C	UNII 3
1	2.72	2.52	3.1	3.38	3.11
2	3.6	2.13	2.98	2.6	3.37
Max Gain (dBi)	3.6	2.52	3.1	3.38	3.37
DG (2T1S) (dBi)	5.37	5.06	5.44	5.32	6.05
DG (2T2S) (dBi)	3.6	2.52	3.1	3.38	3.37

Note 2: The EUT has two antennas.

Note 3: The brand/model/antenna type information was declared by manufacturer.

Note 4: Maximum Directional Gain following KDB662911 D03.

The antenna report is provided in the operational description for this application.

For 2.4GHz function:

For IEEE 802.11 b/g/n/VHT/ax mode (2TX/2RX)

Port 1 and Port 2 can be used as transmitting/receiving antenna.

Port 1 and Port 2 could transmit/receive simultaneously.

For 5GHz function:

For IEEE 802.11a/n/ac/ax mode (2TX/2RX)

Port 1 and Port 2 can be used as transmitting/receiving antenna.

Port 1 and Port 2 could transmit/receive simultaneously.



1.1.3 Mode Test Duty Cycle

For 2T1S and 2T2S non beamforming mode

Mode	DC	DCF(dB)	T(s)	VBW(Hz) ≥ 1/T
802.11a	0.958	0.19	2.065m	1k
802.11ax HEW20	0.981	0.08	n/a (DC>=0.98)	n/a (DC>=0.98)
802.11ax HEW40	0.963	0.16	781.25u	3k
802.11ax HEW80	0.992	0.03	n/a (DC>=0.98)	n/a (DC>=0.98)
802.11ax HEW160	0.992	0.03	n/a (DC>=0.98)	n/a (DC>=0.98)

For 2T1S beamforming mode

Mode	DC	DCF(dB)	T(s)	VBW(Hz) ≥ 1/T
802.11ax HEW20-BF	0.942	0.26	4.387m	300
802.11ax HEW40-BF	0.958	0.19	5.107m	300
802.11ax HEW80-BF	0.931	0.31	4.155m	300
802.11ax HEW160-BF	0.949	0.23	5.209m	300

Note:

- ◆ DC is Duty Cycle.
- ◆ DCF is Duty Cycle Factor.

1.1.4 EUT Operational Condition

EUT Power Type	From Power Adapter			
Beamforming Function	<input checked="" type="checkbox"/>	With beamforming	<input type="checkbox"/>	Without beamforming
	The product has beamforming function for 11n/VHT/ax in 2.4GHz and 11n/ac/ax in 5GHz.			
Weather Band	<input checked="" type="checkbox"/>	With 5600~5650MHz	<input type="checkbox"/>	Without 5600~5650MHz
Function	<input type="checkbox"/>	Outdoor P2M	<input checked="" type="checkbox"/>	Indoor P2M
	<input type="checkbox"/>	Fixed P2P	<input type="checkbox"/>	Client
TPC Function	<input checked="" type="checkbox"/>	With TPC	<input type="checkbox"/>	Without TPC
Test Software Version	For non beamforming mode: accessMtool(version 3.2.1.1) For beamforming mode: DOS[ver 17.10.188.1303]			

Note: The above information was declared by manufacturer.

1.1.5 Table for EUT supports function

Function
AP Router
Mesh

Note: The AP Router mode has been tested and recorded in this test report.



1.1.6 Table for Multiple Listing

Model Name	Description
XD5	All the models are identical, the different model names served as marketing strategy.
XD4 Pro	

Note: From the above models, model: XD5 was selected as representative model for the test and its data was recorded in this report.



1.2 Applicable Standards

According to the specifications of the manufacturer, the EUT must comply with the requirements of the following standards:

- ◆ 47 CFR FCC Part 15
- ◆ ANSI C63.10-2013
- ◆ FCC KDB 789033 D02 v02r01

The following reference test guidance is not within the scope of accreditation of TAF.

- ◆ FCC KDB 662911 D03 v01
- ◆ FCC KDB 412172 D01 v01r01
- ◆ FCC KDB 414788 D01 v01r01

1.3 Testing Location Information

Testing Location Information	
Test Lab. : Sporton International Inc. Hsinchu Laboratory	
Hsinchu (TAF: 3787)	ADD: No.8, Ln. 724, Bo'ai St., Zhubei City, Hsinchu County 302010, Taiwan (R.O.C.) TEL: 886-3-656-9065 FAX: 886-3-656-9085 Test site Designation No. TW3787 with FCC. Conformity Assessment Body Identifier (CABID) TW3787 with ISED.

Test Condition	Test Site No.	Test Engineer	Test Environment (°C / %)	Test Date
RF Conducted	TH03-CB	Owen Hsu	23.4~23.6 / 56~58	Aug. 06, 2021~Jun. 14, 2022
Radiated below 1GHz	03CH05-CB	Eason Chen	24.2~26.1 / 55~58	Oct. 08, 2021
Radiated above 1GHz (For co-location test)	03CH05-CB	Eason Chen	24.2~26.1 / 55~58	Aug. 25, 2021
Radiated above 1GHz (For others test)	03CH06-CB	Stim Sung	23.9~24.8 / 55~58	May 21, 2021~Sep. 29, 2021
AC Conduction	CO01-CB	Ryo Fan	23~25 / 55~57	Sep. 10, 2021



1.4 Measurement Uncertainty

ISO/IEC 17025 requires that an estimate of the measurement uncertainties associated with the emissions test results be included in the report. The measurement uncertainties given below are based on a 95% confidence level (based on a coverage factor (k=2))

For RF Conducted test data: Before Jun. 01, 2022

Test Items	Uncertainty	Remark
Conducted Emission (150kHz ~ 30MHz)	2.0 dB	Confidence levels of 95%
Radiated Emission (9kHz ~ 30MHz)	4.2 dB	Confidence levels of 95%
Radiated Emission (30MHz ~ 1,000MHz)	5.5 dB	Confidence levels of 95%
Radiated Emission (1GHz ~ 18GHz)	4.7 dB	Confidence levels of 95%
Radiated Emission (18GHz ~ 40GHz)	4.2 dB	Confidence levels of 95%
Conducted Emission	2.5 dB	Confidence levels of 95%
Output Power Measurement	1.3 dB	Confidence levels of 95%
Power Density Measurement	2.5 dB	Confidence levels of 95%
Bandwidth Measurement	0.9%	Confidence levels of 95%

For RF Conducted test data: After May 31, 2022

Test Items	Uncertainty	Remark
Conducted Emission	3.2 dB	Confidence levels of 95%
Output Power Measurement	0.8 dB	Confidence levels of 95%
Power Density Measurement	3.2 dB	Confidence levels of 95%
Bandwidth Measurement	2.0 %	Confidence levels of 95%



2 Test Configuration of EUT

2.1 Test Channel Mode

For 2T1S non beamforming mode

Mode	Power Setting
802.11a_Nss1,(6Mbps)_2TX	-
5180MHz	99
5200MHz	105
5240MHz	104
5260MHz	78
5300MHz	79
5320MHz	82
5500MHz	81
5580MHz	78
5700MHz	77
5720MHz Straddle 5.47-5.725GHz	80
5720MHz Straddle 5.725-5.85GHz	80
5745MHz	106
5785MHz	106
5825MHz	106



For 2T2S non beamforming mode

Mode	Power Setting
802.11ax HEW20_Nss2,(MCS0)_2TX	-
5180MHz	97
5200MHz	102
5240MHz	104
5260MHz	78
5300MHz	78
5320MHz	81
5500MHz	80
5580MHz	78
5700MHz	73
5720MHz Straddle 5.47-5.725GHz	80
5720MHz Straddle 5.725-5.85GHz	80
5745MHz	106
5785MHz	106
5825MHz	106
802.11ax HEW40_Nss2,(MCS0)_2TX	-
5190MHz	81
5230MHz	97
5270MHz	78
5310MHz	82
5510MHz	80
5550MHz	78
5670MHz	79
5710MHz Straddle 5.47-5.725GHz	80
5710MHz Straddle 5.725-5.85GHz	80
5755MHz	105
5795MHz	103
802.11ax HEW80_Nss2,(MCS0)_2TX	-
5210MHz	86
5290MHz	82
5530MHz	81
5610MHz	78
5690MHz Straddle 5.47-5.725GHz	80
5690MHz Straddle 5.725-5.85GHz	80
5775MHz	101
802.11ax HEW160_Nss2,(MCS0)_2TX	-
5250MHz Straddle 5.15-5.25GHz	83
5250MHz Straddle 5.25-5.35GHz	83
5570MHz	79

**For 2T1S beamforming mode**

Mode	Power Setting
802.11ax HEW20-BF_Nss1,(MCS0)_2TX	-
5180MHz	100
5200MHz	104
5240MHz	104
5260MHz	78
5300MHz	78
5320MHz	78
5500MHz	80
5580MHz	78
5700MHz	72
5720MHz Straddle 5.47-5.725GHz	80
5720MHz Straddle 5.725-5.85GHz	80
5745MHz	106
5785MHz	106
5825MHz	106
802.11ax HEW40-BF_Nss1,(MCS0)_2TX	-
5190MHz	84
5230MHz	98
5270MHz	78
5310MHz	81
5510MHz	80
5550MHz	78
5670MHz	78
5710MHz Straddle 5.47-5.725GHz	80
5710MHz Straddle 5.725-5.85GHz	80
5755MHz	105
5795MHz	105
802.11ax HEW80-BF_Nss1,(MCS0)_2TX	-
5210MHz	85
5290MHz	82
5530MHz	82
5610MHz	79
5690MHz Straddle 5.47-5.725GHz	79
5690MHz Straddle 5.725-5.85GHz	79
5775MHz	103
802.11ax HEW160-BF_Nss1,(MCS0)_2TX	-
5250MHz Straddle 5.15-5.25GHz	81
5250MHz Straddle 5.25-5.35GHz	81
5570MHz	70



Note:

- ◆ Evaluated HEW20/HEW40/HEW80/HEW160 mode only, due to similar modulation. The power setting of HT20/HT40/VHT20/VHT40/VHT80/VHT160 mode are the same or lower than HEW20/HEW40/HEW80/HEW160.
- ◆ There are two modes of EUT for 802.11n/VHT/ax in 2.4GHz and 802.11n/ac/ax in 5GHz. One is beamforming mode, and the other is non-beamforming mode, after evaluating, beamforming mode has been evaluated to be the worst case, so it was selected to test and record in this test report.



2.2 The Worst Case Measurement Configuration

The Worst Case Mode for Following Conformance Tests	
Tests Item	AC power-line conducted emissions
Condition	AC power-line conducted measurement for line and neutral Test Voltage: 120Vac / 60Hz
Operating Mode	Normal Link
1	AP Router - EUT + Adapter 1
2	AP Router - EUT + Adapter 2
For operating mode 2 is the worst case and it was record in this test report.	

The Worst Case Mode for Following Conformance Tests	
Tests Item	Emission Bandwidth Maximum Output Power Power Spectral Density
Test Condition	Conducted measurement at transmit chains

The Worst Case Mode for Following Conformance Tests	
Tests Item	Unwanted Emissions
Test Condition	Radiated measurement If EUT consist of multiple antenna assembly (multiple antenna are used in EUT regardless of spatial multiplexing MIMO configuration), the radiated test should be performed with highest antenna gain of each antenna type.
Operating Mode < 1GHz	CTX
	The EUT was performed at X axis, Y axis and Z axis position for Unwanted Emissions above 1GHz test, and the worst case was found at Y axis. So the measurement will follow this same test configuration.
1	EUT in Y axis_2.4GHz + Adapter 1
2	EUT in Y axis_2.4GHz + Adapter 2
Mode 1 has been evaluated to be the worst case among Mode 1~2, thus measurement for Mode 3 will follow this same test mode.	
3	EUT in Y axis_5GHz + Adapter 1
For operating mode 3 is the worst case and it was record in this test report.	
Operating Mode > 1GHz	CTX
	The EUT was performed at X axis, Y axis and Z axis position, and the worst case was found at Y axis. So the measurement will follow this same test configuration.
1	EUT in Y axis



The Worst Case Mode for Following Conformance Tests	
Tests Item	Simultaneous Transmission Analysis - Radiated Emission Co-location
Test Condition	Radiated measurement
Operating Mode	Normal Link
	The EUT was performed at X axis, Y axis and Z axis position for Unwanted Emissions above 1GHz test, and the worst case was found at Y axis. So the measurement will follow this same test configuration.
1	EUT in Y axis_WLAN 2.4GHz + WLAN 5GHz
Refer to Appendix F for Radiated Emission Co-location.	

The Worst Case Mode for Following Conformance Tests	
Tests Item	Simultaneous Transmission Analysis - Co-location RF Exposure Evaluation
Operating Mode	
1	WLAN 2.4GHz + WLAN 5GHz
Refer to Sporton Test Report No.: FA143018 for Co-location RF Exposure Evaluation.	

2.3 EUT Operation during Test

For CTX Mode:

non-beamforming mode:

The EUT was programmed to be in continuously transmitting mode.

beamforming mode:

For Conducted Mode:

The EUT was programmed to be in continuously transmitting mode.

For Radiated Mode:

During the test, the following programs under WIN 7 were executed.

The program was executed as follows:

1. During the test, the EUT operation to normal function.
2. Executed command fixed test channel under telnet.
3. Executed "Lantest.exe" to link with the remote workstation to transmit and receive packet by WLAN AP and transmit duty cycle no less than 98%.

For Normal Link:

During the test, the EUT operation to normal function.



2.4 Accessories

Accessories			
Equipment Name	Brand Name	Model Name	Rating
Adapter 1	DVE	DSA-18PFR-12 FUS 120150	Input: 100-240V ~ 50-60Hz, 0.6A Output: 12.0V, 1.5A, 18.0W
Adapter 2	LEI	MU18D1120150-A1	Input: 100-240V ~ 50/60Hz, 0.6A Output: 12V, 1.5A
Others			
RJ-45 cable*1, non-shielded, 2m			

2.5 Support Equipment

For AC Conduction:

Support Equipment				
No.	Equipment	Brand Name	Model Name	FCC ID
A	LAN NB	DELL	E6430	N/A
B	2.4G NB	DELL	E6430	N/A
C	5G NB	DELL	E6430	N/A
D	WAN NB	DELL	E6430	N/A

For Radiated (below 1GHz):

Support Equipment				
No.	Equipment	Brand Name	Model Name	FCC ID
A	NB	DELL	E4300	N/A

For Radiated (above 1GHz):
For non beamforming mode

Support Equipment				
No.	Equipment	Brand Name	Model Name	FCC ID
A	NB	DELL	E4300	N/A

For beamforming mode

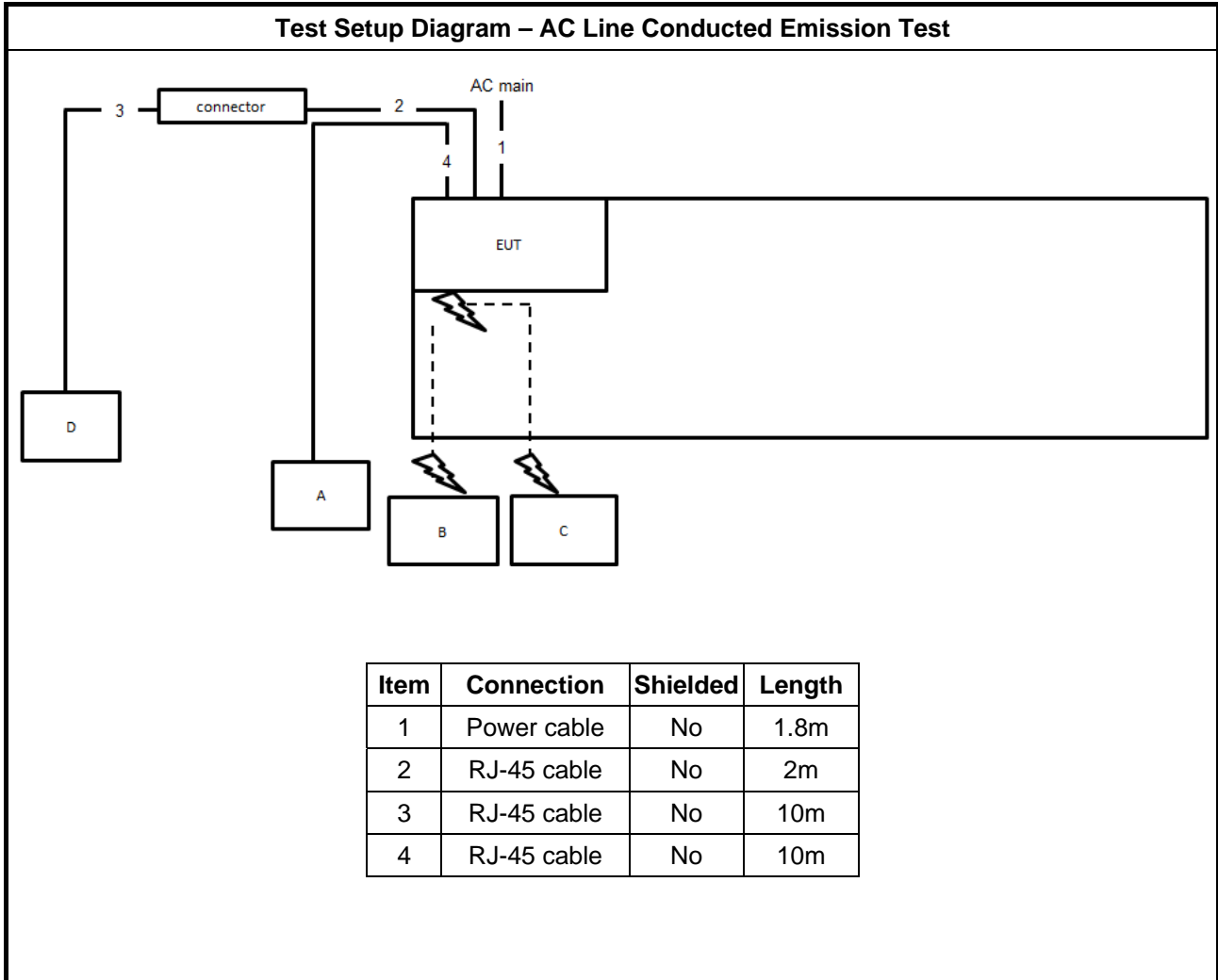
Support Equipment				
No.	Equipment	Brand Name	Model Name	FCC ID
A	Notebook	DELL	E4300	N/A
B	Notebook	DELL	E4300	N/A
C	WLAN AP	ASUS	RT-AX88U	MSQ-RTAXHP00

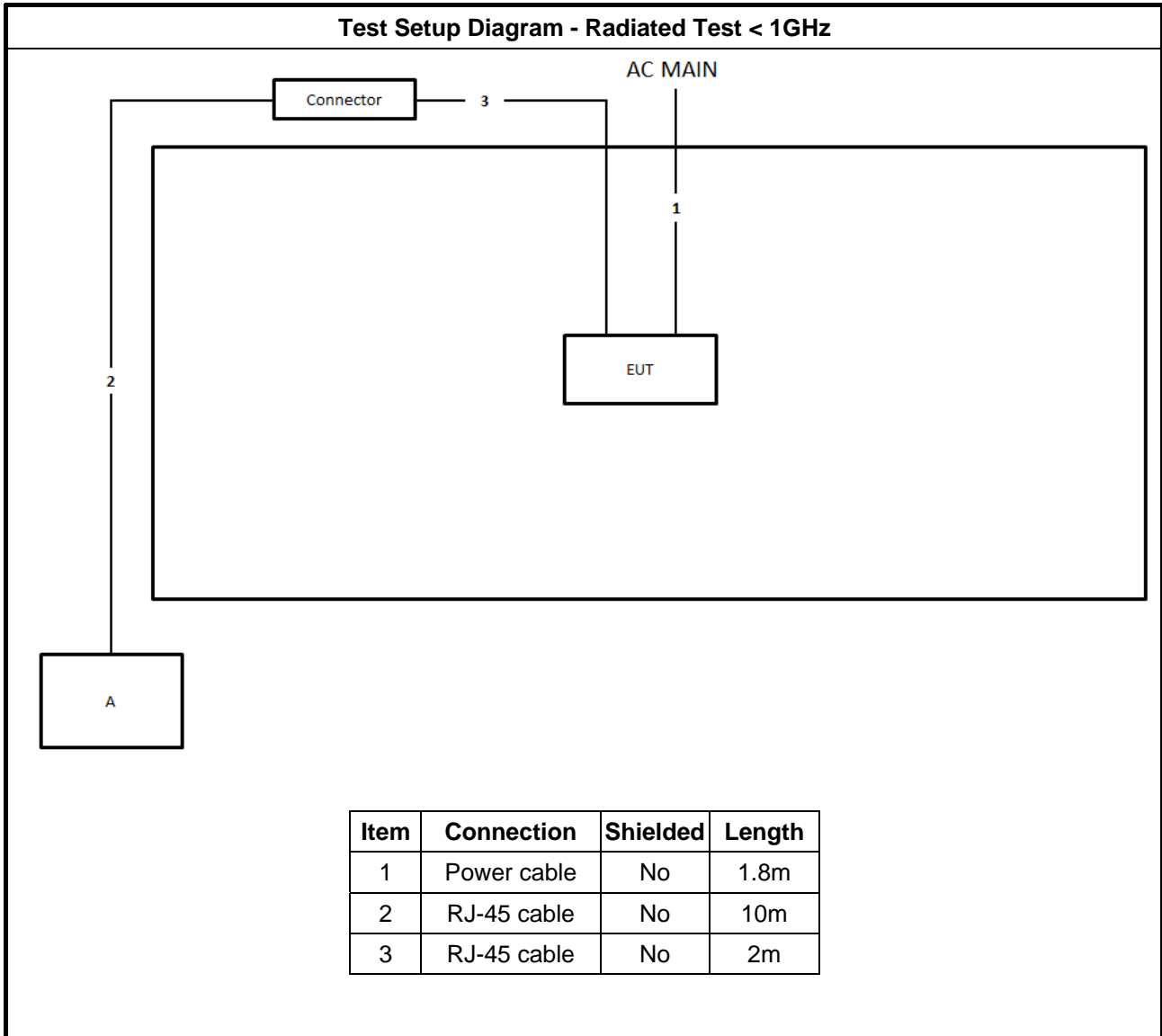


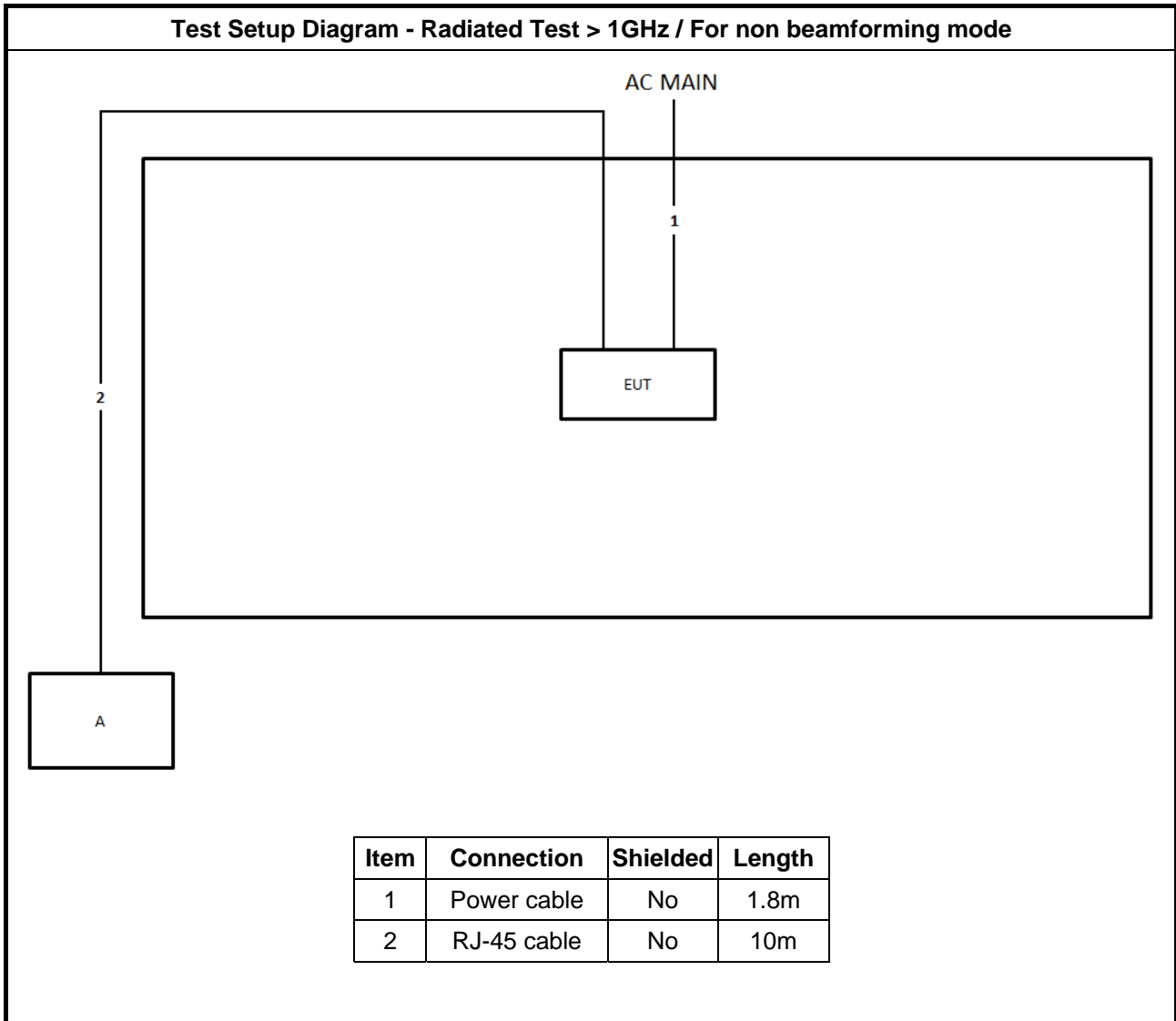
For RF Conducted:

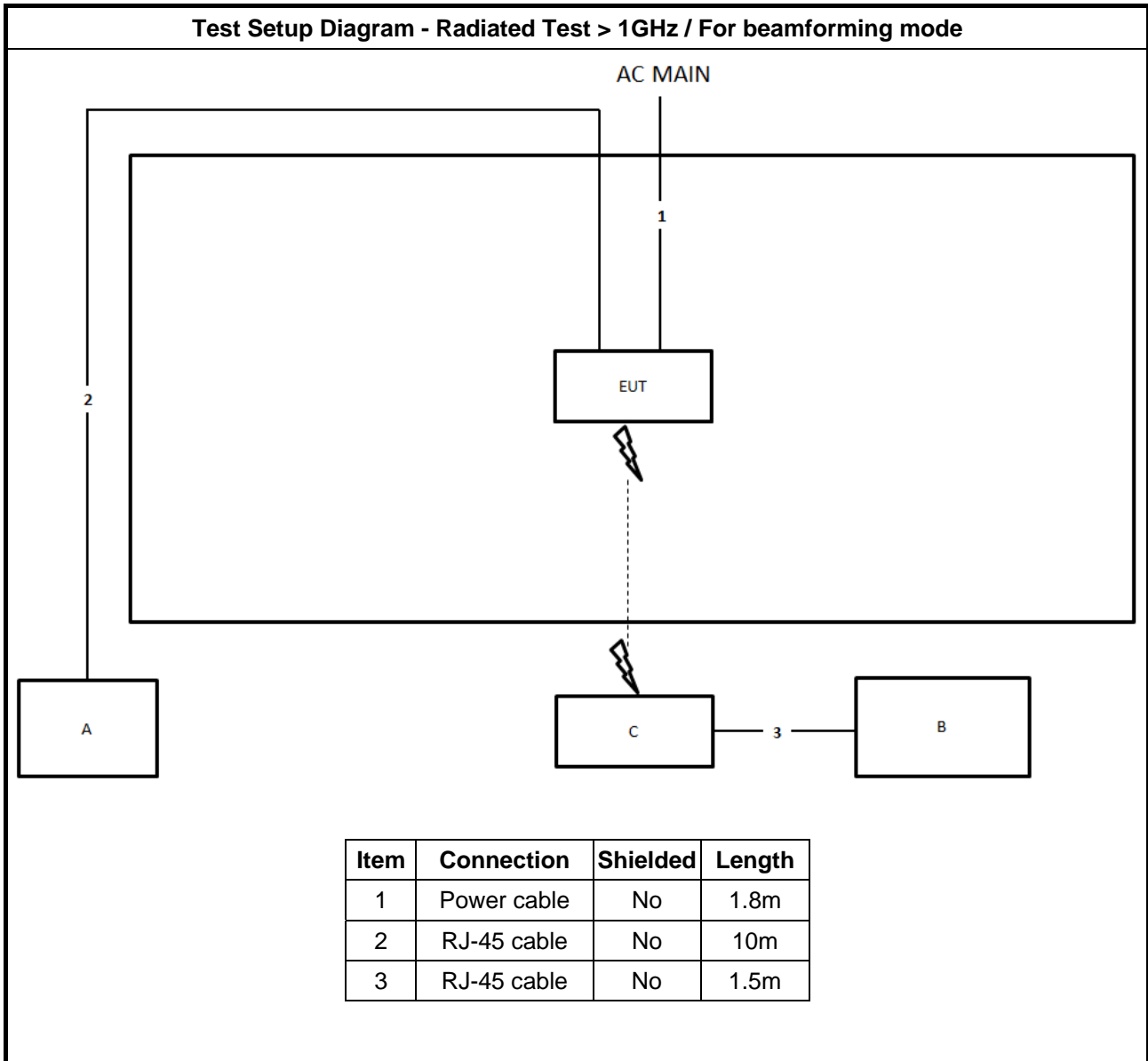
Support Equipment				
No.	Equipment	Brand Name	Model Name	FCC ID
A	NB	DELL	E4300	N/A

2.6 Test Setup Diagram











3 Transmitter Test Result

3.1 AC Power-line Conducted Emissions

3.1.1 AC Power-line Conducted Emissions Limit

AC Power-line Conducted Emissions Limit		
Frequency Emission (MHz)	Quasi-Peak	Average
0.15-0.5	66 - 56 *	56 - 46 *
0.5-5	56	46
5-30	60	50

Note 1: * Decreases with the logarithm of the frequency.

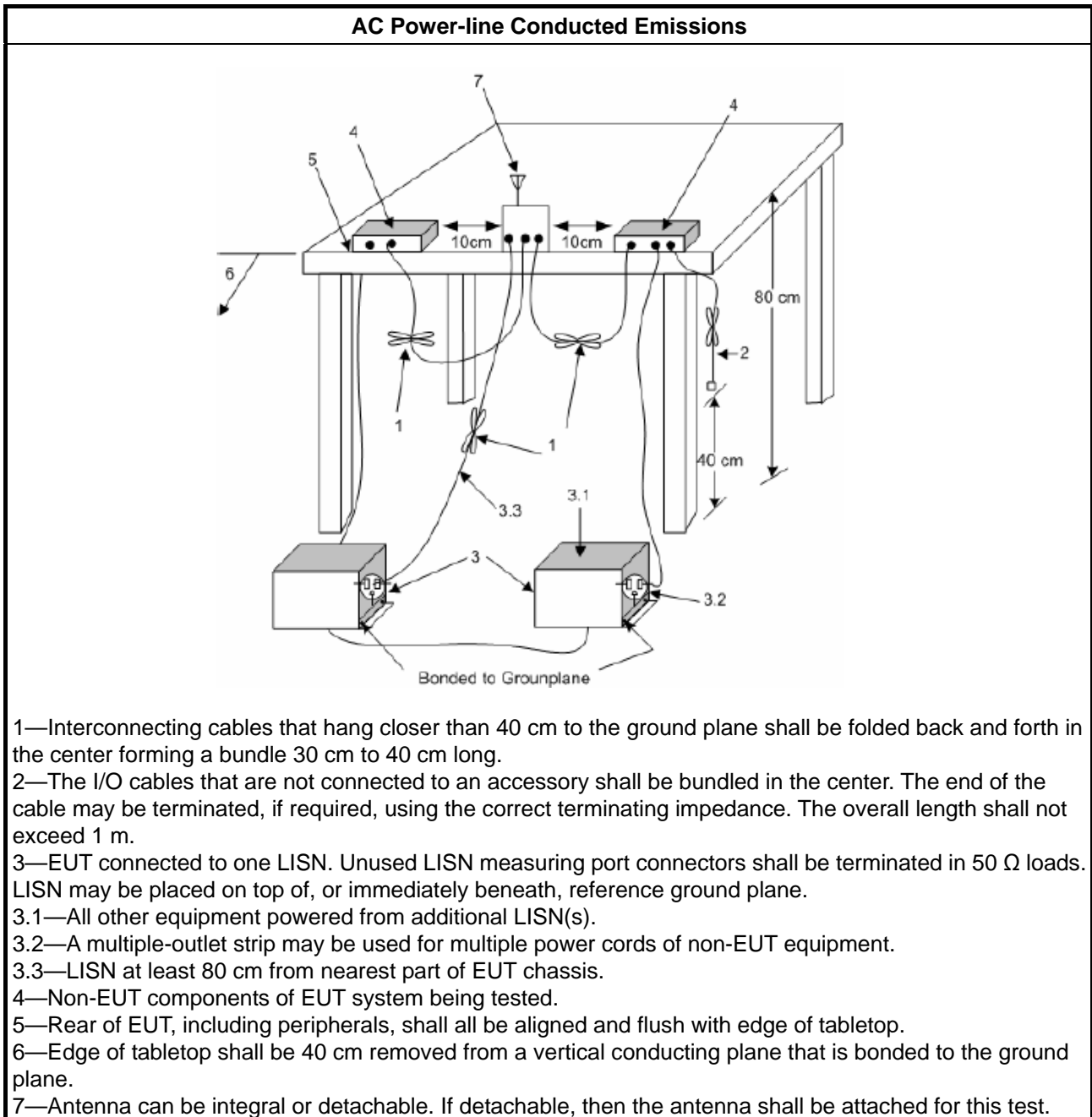
3.1.2 Measuring Instruments

Refer a test equipment and calibration data table in this test report.

3.1.3 Test Procedures

Test Method
<input checked="" type="checkbox"/> Refer as ANSI C63.10-2013, clause 6.2 for AC power-line conducted emissions.

3.1.4 Test Setup



3.1.5 Measurement Results Calculation

The measured Level is calculated using:

- a. Corrected Reading: LISN Factor (LISN) + Attenuator (AT/AUX) + Cable Loss (CL) + Read Level (Raw) = Level
- b. Margin = -Limit + Level

3.1.6 Test Result of AC Power-line Conducted Emissions

Refer as Appendix A

3.2 Emission Bandwidth

3.2.1 Emission Bandwidth Limit

Emission Bandwidth Limit	
UNII Devices	
<input checked="" type="checkbox"/>	For the 5.15-5.25 GHz band, N/A
<input checked="" type="checkbox"/>	For the 5.25-5.35 GHz band, the maximum conducted output power shall not exceed the lesser of 250 mW or 11 dBm + 10 log B, where B is the 26 dB emission bandwidth in MHz.
<input checked="" type="checkbox"/>	For the 5.47-5.725 GHz band, the maximum conducted output power shall not exceed the lesser of 250 mW or 11 dBm + 10 log B, where B is the 26 dB emission bandwidth in MHz.
<input checked="" type="checkbox"/>	For the 5.725-5.85 GHz band, 6 dB emission bandwidth \geq 500kHz.
<input type="checkbox"/>	For the 5.85-5.895 GHz band, 6 dB emission bandwidth \geq 500kHz.
LE-LAN Devices	
<input type="checkbox"/>	For the band 5.15-5.25 GHz, the maximum e.i.r.p. shall not exceed 200 mW or 10 + 10 log B, dBm, whichever power is less. B is the 99% emission bandwidth in MHz.
<input type="checkbox"/>	For the 5.25-5.35 GHz band, the maximum e.i.r.p. shall not exceed 1.0 W or 17 + 10 log B, dBm, whichever power is less. B is the 99% emission bandwidth in MHz
<input type="checkbox"/>	For the 5.47-5.6 GHz band and 5.65-5.725 GHz band, the maximum e.i.r.p. shall not exceed 1.0 W or 17 + 10 log B, dBm, whichever power is less. B is the 99% emission bandwidth in MHz
<input type="checkbox"/>	For the 5.725-5.85 GHz band, 6 dB emission bandwidth \geq 500kHz.

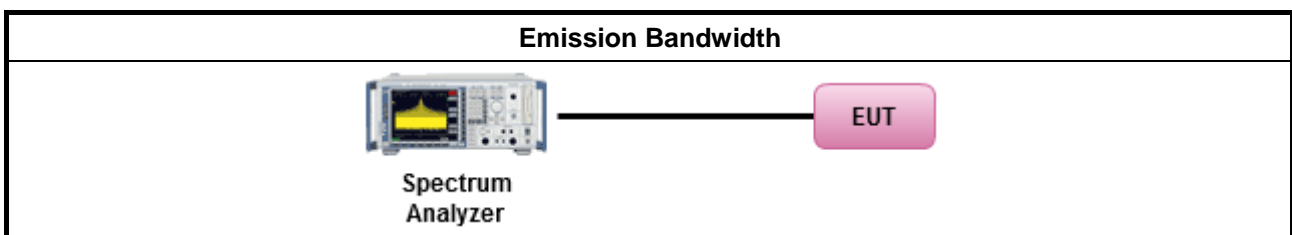
3.2.2 Measuring Instruments

Refer a test equipment and calibration data table in this test report.

3.2.3 Test Procedures

Test Method	
<ul style="list-style-type: none"> ▪ For the emission bandwidth shall be measured using one of the options below: 	
<input checked="" type="checkbox"/>	Refer as FCC KDB 789033, clause C for EBW and clause D for OBW measurement.
<input type="checkbox"/>	Refer as ANSI C63.10, clause 6.9.1 for occupied bandwidth testing.
<input type="checkbox"/>	Refer as IC RSS-Gen, clause 4.6 for bandwidth testing.

3.2.4 Test Setup



3.2.5 Test Result of Emission Bandwidth

Refer as Appendix B



3.3 Maximum Output Power

3.3.1 Limit

Maximum Output Power Limit	
UNII Devices	
<input checked="" type="checkbox"/> For the 5.15-5.25 GHz band:	
	<ul style="list-style-type: none"> ▪ Outdoor AP: the maximum conducted output power (P_{Out}) shall not exceed the lesser of 1 W. If $G_{TX} > 6$ dBi, then $P_{Out} = 30 - (G_{TX} - 6)$. e.i.r.p. at any elevation angle above 30 degrees $\leq 125mW$ [21dBm] ▪ Indoor AP: the maximum conducted output power (P_{Out}) shall not exceed the lesser of 1 W. If $G_{TX} > 6$ dBi, then $P_{Out} = 30 - (G_{TX} - 6)$ ▪ Point-to-point AP: the maximum conducted output power (P_{Out}) shall not exceed the lesser of 1 W. If $G_{TX} > 23$ dBi, then $P_{Out} = 30 - (G_{TX} - 23)$. ▪ Mobile or Portable Client: the maximum conducted output power (P_{Out}) shall not exceed the lesser of 250 mW. If $G_{TX} > 6$ dBi, then $P_{Out} = 24 - (G_{TX} - 6)$.
<input checked="" type="checkbox"/> For the 5.25-5.35 GHz band, the maximum conducted output power (P_{Out}) shall not exceed the lesser of 250 mW or $11 \text{ dBm} + 10 \log B$, where B is the 26 dB emission bandwidth in MHz. If $G_{TX} > 6$ dBi, then $P_{Out} = 24 - (G_{TX} - 6)$.	
<input checked="" type="checkbox"/> For the 5.47-5.725 GHz band, the maximum conducted output power (P_{Out}) shall not exceed the lesser of 250 mW or $11 \text{ dBm} + 10 \log B$, where B is the 26 dB emission bandwidth in MHz. If $G_{TX} > 6$ dBi, then $P_{Out} = 24 - (G_{TX} - 6)$.	
<input checked="" type="checkbox"/> For the 5.725-5.85 GHz band:	
	<ul style="list-style-type: none"> ▪ Point-to-multipoint systems (P2M): the maximum conducted output power (P_{Out}) shall not exceed the lesser of 1 W. If $G_{TX} > 6$ dBi, then $P_{Out} = 30 - (G_{TX} - 6)$. ▪ Point-to-point systems (P2P): the maximum conducted output power (P_{Out}) shall not exceed the lesser of 1 W.
Maximum EIRP Limit	
<input type="checkbox"/> For the 5.85-5.895 GHz band:	
	<ul style="list-style-type: none"> ▪ Indoor AP & subordinate device $< 36 \text{ dBm}$ ▪ Client device $< 30 \text{ dBm}$
LE-LAN Devices	
<input type="checkbox"/> For the 5.15-5.25 GHz band, the maximum e.i.r.p. shall not exceed 200 mW or $10 + 10 \log B$, dBm, whichever power is less. B is the 99% emission bandwidth in MHz.	
<input type="checkbox"/> For the 5.25-5.35 GHz band, the maximum e.i.r.p. shall not exceed 1.0 W or $17 + 10 \log B$, dBm, whichever power is less. B is the 99% emission bandwidth in MHz	
<input type="checkbox"/> For the 5.47-5.6 GHz band and 5.65-5.725 GHz band, the maximum e.i.r.p. shall not exceed 1.0 W or $17 + 10 \log B$, dBm, whichever power is less. B is the 99% emission bandwidth in MHz	
<input type="checkbox"/> For the 5.725-5.85 GHz band:	
	<ul style="list-style-type: none"> ▪ Point-to-multipoint systems (P2M): the maximum conducted output power (P_{Out}) shall not exceed the lesser of 1 W. If $G_{TX} > 6$ dBi, then $P_{Out} = 30 - (G_{TX} - 6)$. ▪ Point-to-point systems (P2P): the maximum conducted output power (P_{Out}) shall not exceed the lesser of 1 W.



P_{Out} = maximum conducted output power in dBm,
G_{TX} = the maximum transmitting antenna directional gain in dBi.

3.3.2 Measuring Instruments

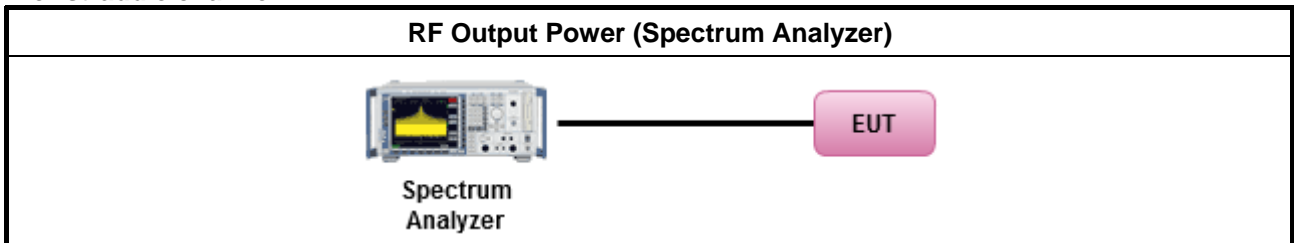
Refer a test equipment and calibration data table in this test report.

3.3.3 Test Procedures


Test Method	
<ul style="list-style-type: none"> ▪ Maximum Conducted Output Power 	
Average over on/off periods with duty factor	
<input checked="" type="checkbox"/>	Refer as FCC KDB 789033, clause E Method SA-2 (spectral trace averaging).
<input type="checkbox"/>	Refer as FCC KDB 789033, clause E Method SA-2 Alt. (RMS detection with slow sweep speed)
Wideband RF power meter and average over on/off periods with duty factor	
<input checked="" type="checkbox"/>	Refer as FCC KDB 789033, clause E Method PM-G (using an RF average power meter).
<ul style="list-style-type: none"> ▪ For conducted measurement. 	
<ul style="list-style-type: none"> ▪ If the EUT supports multiple transmit chains using options given below: Refer as FCC KDB 662911, In-band power measurements. Using the measure-and-sum approach, measured all transmit ports individually. Sum the power (in linear power units e.g., mW) of all ports for each individual sample and save them. 	
<ul style="list-style-type: none"> ▪ If multiple transmit chains, EIRP calculation could be following as methods: $P_{total} = P_1 + P_2 + \dots + P_n$ (calculated in linear unit [mW] and transfer to log unit [dBm]) $EIRP_{total} = P_{total} + DG$ 	

3.3.4 Test Setup

For straddle channel



For other channel



3.3.5 Test Result of Maximum Output Power

Refer as Appendix C



3.4 Power Spectral Density

3.4.1 Limit

Peak Power Spectral Density Limit	
UNII Devices	
<input checked="" type="checkbox"/> For the 5.15-5.25 GHz band:	
	<ul style="list-style-type: none"> ▪ Outdoor AP: the peak power spectral density (PPSD) shall not exceed the lesser of 17dBm/MHz. If $G_{TX} > 6$ dBi, then $P_{Out} = 17 - (G_{TX} - 6)$. ▪ Indoor AP: the peak power spectral density (PPSD) shall not exceed the lesser of 17dBm/MHz. If $G_{TX} > 6$ dBi, then $P_{Out} = 17 - (G_{TX} - 6)$. ▪ Point-to-point AP: the peak power spectral density (PPSD) shall not exceed the lesser of 17dBm/MHz. If $G_{TX} > 23$ dBi, then $P_{Out} = 17 - (G_{TX} - 23)$. ▪ Mobile or Portable Client: the peak power spectral density (PPSD) ≤ 11 dBm/MHz. If $G_{TX} > 6$ dBi, then $PPSD = 11 - (G_{TX} - 6)$.
<input checked="" type="checkbox"/> For the 5.25-5.35 GHz band, the peak power spectral density (PPSD) ≤ 11 dBm/MHz. If $G_{TX} > 6$ dBi, then $PPSD = 11 - (G_{TX} - 6)$.	
<input checked="" type="checkbox"/> For the 5.47-5.725 GHz band, the peak power spectral density (PPSD) ≤ 11 dBm/MHz. If $G_{TX} > 6$ dBi, then $PPSD = 11 - (G_{TX} - 6)$.	
<input checked="" type="checkbox"/> For the 5.725-5.85 GHz band:	
	<ul style="list-style-type: none"> ▪ Point-to-multipoint systems (P2M): the peak power spectral density (PPSD) ≤ 30 dBm/500kHz. If $G_{TX} > 6$ dBi, then $PPSD = 30 - (G_{TX} - 6)$. ▪ Point-to-point systems (P2P): the peak power spectral density (PPSD) ≤ 30 dBm/500kHz.
EIRP Power Spectral Density Limit	
<input type="checkbox"/> For the 5.85-5.895 GHz band:	
	<ul style="list-style-type: none"> ▪ Indoor AP & subordinate device < 20dBm/MHz ▪ Client device < 14dBm/MHz
LE-LAN Devices	
<input type="checkbox"/> For the 5.15-5.25 GHz band, the e.i.r.p. peak power spectral density (PPSD) ≤ 10 dBm/MHz.	
<input type="checkbox"/> For the 5.25-5.35 GHz band, the peak power spectral density (PPSD) ≤ 11 dBm/MHz.	
	<ul style="list-style-type: none"> ▪ e.i.r.p. greater than 200 mW shall comply with the following e.i.r.p. at different elevations, where θ is the angle above the local horizontal plane (of the Earth) as shown below: -13 dBW/MHz for $0^\circ \leq \theta < 8^\circ$; $-13 - 0.716 (\theta - 8)$ dBW/MHz for $8^\circ \leq \theta < 40^\circ$ -35.9 - 1.22 ($\theta - 40$) dBW/MHz for $40^\circ \leq \theta \leq 45^\circ$; -42 dBW/MHz for $\theta > 45^\circ$
<input type="checkbox"/> For the 5.47-5.6 GHz band and 5.65-5.725 GHz band, the peak power spectral density (PPSD) ≤ 11 dBm/MHz.	
<input type="checkbox"/> For the 5.725-5.85 GHz band:	
	<ul style="list-style-type: none"> ▪ Point-to-multipoint systems (P2M): the peak power spectral density (PPSD) ≤ 30 dBm/500kHz. If $G_{TX} > 6$ dBi, then $PPSD = 30 - (G_{TX} - 6)$. ▪ Point-to-point systems (P2P): the peak power spectral density (PPSD) ≤ 30 dBm/500kHz.
PPSD = peak power spectral density that he same method as used to determine the conducted output power shall be used to determine the power spectral density. And power spectral density in dBm/MHz	



G_{TX} = the maximum transmitting antenna directional gain in dBi.

3.4.2 Measuring Instruments

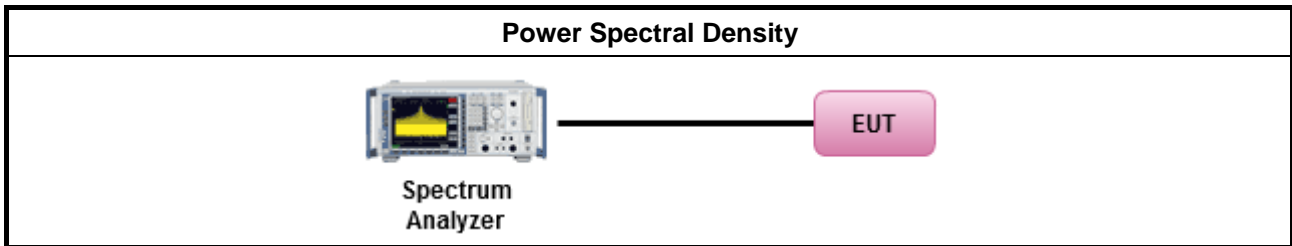
Refer a test equipment and calibration data table in this test report.



3.4.3 Test Procedures

Test Method	
<ul style="list-style-type: none"> ▪ Peak power spectral density procedures that the same method as used to determine the conducted output power shall be used to determine the peak power spectral density and use the peak search function on the spectrum analyzer to find the peak of the spectrum. For the peak power spectral density shall be measured using below options: 	
<input type="checkbox"/>	Refer as FCC KDB 789033, F5) power spectral density can be measured using resolution bandwidths < 1 MHz provided that the results are integrated over 1 MHz bandwidth
[duty cycle ≥ 98% or external video / power trigger]	
<input checked="" type="checkbox"/>	Refer as FCC KDB 789033, clause E Method SA-1 (spectral trace averaging).
<input type="checkbox"/>	Refer as FCC KDB 789033, clause E Method SA-1 Alt. (RMS detection with slow sweep speed)
duty cycle < 98% and average over on/off periods with duty factor	
<input checked="" type="checkbox"/>	Refer as FCC KDB 789033, clause E Method SA-2 (spectral trace averaging).
<input type="checkbox"/>	Refer as FCC KDB 789033, clause E Method SA-2 Alt. (RMS detection with slow sweep speed)
<ul style="list-style-type: none"> ▪ For conducted measurement. 	
<ul style="list-style-type: none"> ▪ If the EUT supports multiple transmit chains using options given below: 	
<input checked="" type="checkbox"/>	Option 1: Measure and sum the spectra across the outputs. Refer as FCC KDB 662911, In-band power spectral density (PSD). Sample all transmit ports simultaneously using a spectrum analyzer for each transmit port. Where the trace bin-by-bin of each transmit port summing can be performed. (i.e., in the first spectral bin of output 1 is summed with that in the first spectral bin of output 2 and that from the first spectral bin of output 3, and so on up to the NTX output to obtain the value for the first frequency bin of the summed spectrum.). Add up the amplitude (power) values for the different transmit chains and use this as the new data trace.
<input type="checkbox"/>	Option 2: Measure and sum spectral maxima across the outputs. With this technique, spectra are measured at each output of the device at the required resolution bandwidth. The maximum value (peak) of each spectrum is determined. These maximum values are then summed mathematically in linear power units across the outputs. These operations shall be performed separately over frequency spans that have different out-of-band or spurious emission limits,
<input type="checkbox"/>	Option 3: Measure and add 10 log(N) dB, where N is the number of transmit chains. Refer as FCC KDB 662911, In-band power spectral density (PSD). Performed at each transmit chains and each transmit chains shall be compared with the limit have been reduced with 10 log(N). Or each transmit chains shall be add 10 log(N) to compared with the limit.
<ul style="list-style-type: none"> ▪ If multiple transmit chains, EIRP PPSD calculation could be following as methods: $PPSD_{total} = PPSD_1 + PPSD_2 + \dots + PPSD_n$ (calculated in linear unit [mW] and transfer to log unit [dBm]) $EIRP_{total} = PPSD_{total} + DG$ 	

3.4.4 Test Setup



3.4.5 Test Result of Power Spectral Density

Refer as Appendix D



3.5 Unwanted Emissions

3.5.1 Transmitter Unwanted Emissions Limit

Unwanted emissions below 1 GHz and restricted band emissions above 1GHz limit			
Frequency Range (MHz)	Field Strength (uV/m)	Field Strength (dBuV/m)	Measure Distance (m)
0.009~0.490	2400/F(kHz)	48.5 - 13.8	300
0.490~1.705	24000/F(kHz)	33.8 - 23	30
1.705~30.0	30	29	30
30~88	100	40	3
88~216	150	43.5	3
216~960	200	46	3
Above 960	500	54	3

Note 1: Test distance for frequencies at or above 30 MHz, measurements may be performed at a distance other than the limit distance provided they are not performed in the near field and the emissions to be measured can be detected by the measurement equipment. When performing measurements at a distance other than that specified, the results shall be extrapolated to the specified distance using an extrapolation factor of 20 dB/decade (inverse of linear distance for field-strength measurements, inverse of linear distance-squared for power-density measurements).

Note 2: Test distance for frequencies at below 30 MHz, measurements may be performed at a distance closer than the EUT limit distance; however, an attempt should be made to avoid making measurements in the near field. When performing measurements below 30 MHz at a closer distance than the limit distance, the results shall be extrapolated to the specified distance by either making measurements at a minimum of two or more distances on at least one radial to determine the proper extrapolation factor or by using the square of an inverse linear distance extrapolation factor (40 dB/decade). The test report shall specify the extrapolation method used to determine compliance of the EUT.

Note 3: Using the distance of 1m during the test for above 18 GHz, and the test value to correct for the distance factor at 3m.

Un-restricted band emissions above 1GHz Limit	
Operating Band	Limit
<input checked="" type="checkbox"/> 5.15 - 5.25 GHz	e.i.r.p. -27 dBm [68.2 dBuV/m@3m]
<input checked="" type="checkbox"/> 5.25 - 5.35 GHz	e.i.r.p. -27 dBm [68.2 dBuV/m@3m]
<input checked="" type="checkbox"/> 5.47 - 5.725 GHz	e.i.r.p. -27 dBm [68.2 dBuV/m@3m]
<input checked="" type="checkbox"/> 5.725 - 5.85 GHz	all emissions shall be limited to a level of -27 dBm/MHz at 75 MHz or more above or below the band edge increasing linearly to 10 dBm/MHz at 25 MHz above or below the band edge, and from 25 MHz above or below the band edge increasing linearly to a level of 15.6 dBm/MHz at 5 MHz above or below the band edge, and from 5 MHz above or below the band edge increasing linearly to a level of 27 dBm/MHz at the band edge.
<input type="checkbox"/> 5.85 - 5.895 GHz	(i) For an indoor access point or subordinate device, all emissions at or above 5.895 GHz shall not exceed an e.i.r.p. of 15 dBm/MHz and shall decrease linearly to an e.i.r.p. of - 7 dBm/MHz at or above 5.925 GHz. (ii) For a client device all emissions at or above 5.895 GHz shall not exceed an



	<p>e.i.r.p. of -5 dBm/MHz and shall decrease linearly to an e.i.r.p. of -27 dBm/MHz at or above 5.925 GHz.</p> <p>(iii) For a client device or indoor access point or subordinate device, all emissions below 5.725 GHz shall not exceed an e.i.r.p. of -27 dBm/MHz at 5.65 GHz increasing linearly to 10 dBm/ MHz at 5.7 GHz, and from 5.7 GHz increasing linearly to a level of 15.6 dBm/MHz at 5.72 GHz, and from 5.72 GHz increasing linearly to a level of 27 dBm/MHz at 5.725 GHz.</p>
<p>Note 1: Measurements may be performed at a distance other than the limit distance provided they are not performed in the near field and the emissions to be measured can be detected by the measurement equipment. When performing measurements at a distance other than that specified, the results shall be extrapolated to the specified distance using an extrapolation factor of 20 dB/decade (inverse of linear distance for field-strength measurements, inverse of linear distance-squared for power-density measurements).</p>	

3.5.2 Measuring Instruments

Refer a test equipment and calibration data table in this test report.

3.5.3 Test Procedures

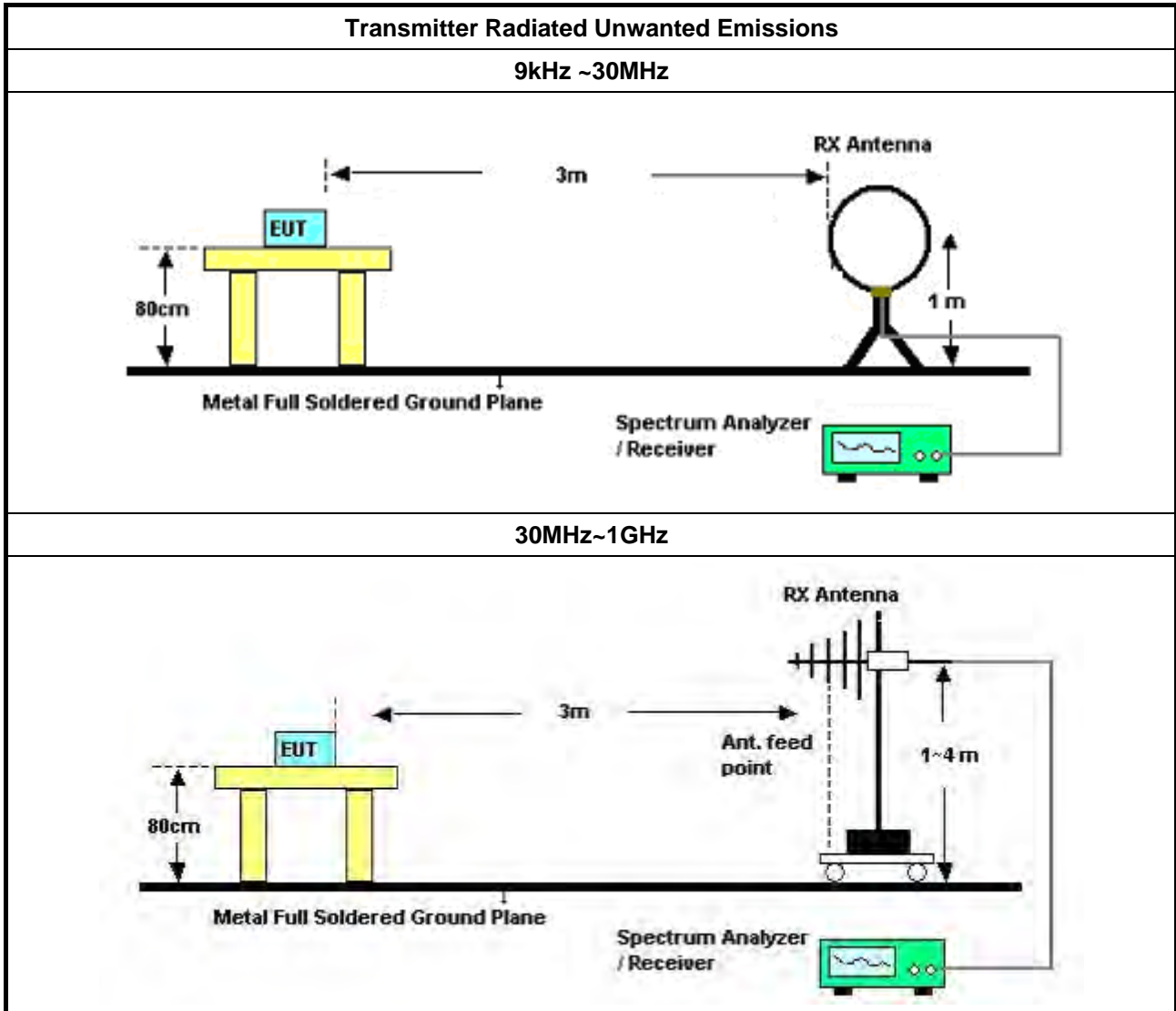
Test Method																	
	<ul style="list-style-type: none"> ▪ Measurements may be performed at a distance other than the limit distance provided they are not performed in the near field and the emissions to be measured can be detected by the measurement equipment. Measurements shall not be performed at a distance greater than 30 m for frequencies above 30 MHz, unless it can be further demonstrated that measurements at a distance of 30 m or less are impractical. When performing measurements at a distance other than that specified, the results shall be extrapolated to the specified distance using an extrapolation factor of 20 dB/decade (inverse of linear distance for field-strength measurements, inverse of linear distance-squared for power-density measurements). 																
	<ul style="list-style-type: none"> ▪ The average emission levels shall be measured in [duty cycle ≥ 98 or duty factor]. 																
	<ul style="list-style-type: none"> ▪ For the transmitter unwanted emissions shall be measured using following options below: <table border="1" style="width: 100%; border-collapse: collapse;"> <tr> <td style="width: 5%;"></td> <td> <ul style="list-style-type: none"> ▪ Refer as FCC KDB 789033, clause G)2) for unwanted emissions into non-restricted bands. </td> </tr> <tr> <td></td> <td> <ul style="list-style-type: none"> ▪ Refer as FCC KDB 789033, clause G)1) for unwanted emissions into restricted bands. <table border="1" style="width: 100%; border-collapse: collapse;"> <tr> <td style="width: 5%;"></td> <td> <input type="checkbox"/> Refer as FCC KDB 789033, G)6) Method AD (Trace Averaging). </td> </tr> <tr> <td></td> <td> <input checked="" type="checkbox"/> Refer as FCC KDB 789033, G)6) Method VB (Reduced VBW). </td> </tr> <tr> <td></td> <td> <input type="checkbox"/> Refer as ANSI C63.10, clause 11.12.2.5.3 (Reduced VBW). VBW ≥ 1/T, where T is pulse time. </td> </tr> <tr> <td></td> <td> <input type="checkbox"/> Refer as ANSI C63.10, clause 7.5 average value of pulsed emissions. </td> </tr> <tr> <td></td> <td> <input checked="" type="checkbox"/> Refer as FCC KDB 789033, clause G)5) measurement procedure peak limit. </td> </tr> <tr> <td></td> <td> <input type="checkbox"/> Refer as ANSI C63.10, clause 4.1.4.2.2 measurement procedure peak limit. </td> </tr> </table> </td></tr></table> 		<ul style="list-style-type: none"> ▪ Refer as FCC KDB 789033, clause G)2) for unwanted emissions into non-restricted bands. 		<ul style="list-style-type: none"> ▪ Refer as FCC KDB 789033, clause G)1) for unwanted emissions into restricted bands. <table border="1" style="width: 100%; border-collapse: collapse;"> <tr> <td style="width: 5%;"></td> <td> <input type="checkbox"/> Refer as FCC KDB 789033, G)6) Method AD (Trace Averaging). </td> </tr> <tr> <td></td> <td> <input checked="" type="checkbox"/> Refer as FCC KDB 789033, G)6) Method VB (Reduced VBW). </td> </tr> <tr> <td></td> <td> <input type="checkbox"/> Refer as ANSI C63.10, clause 11.12.2.5.3 (Reduced VBW). VBW ≥ 1/T, where T is pulse time. </td> </tr> <tr> <td></td> <td> <input type="checkbox"/> Refer as ANSI C63.10, clause 7.5 average value of pulsed emissions. </td> </tr> <tr> <td></td> <td> <input checked="" type="checkbox"/> Refer as FCC KDB 789033, clause G)5) measurement procedure peak limit. </td> </tr> <tr> <td></td> <td> <input type="checkbox"/> Refer as ANSI C63.10, clause 4.1.4.2.2 measurement procedure peak limit. </td> </tr> </table> 		<input type="checkbox"/> Refer as FCC KDB 789033, G)6) Method AD (Trace Averaging).		<input checked="" type="checkbox"/> Refer as FCC KDB 789033, G)6) Method VB (Reduced VBW).		<input type="checkbox"/> Refer as ANSI C63.10, clause 11.12.2.5.3 (Reduced VBW). VBW ≥ 1/T, where T is pulse time.		<input type="checkbox"/> Refer as ANSI C63.10, clause 7.5 average value of pulsed emissions.		<input checked="" type="checkbox"/> Refer as FCC KDB 789033, clause G)5) measurement procedure peak limit.		<input type="checkbox"/> Refer as ANSI C63.10, clause 4.1.4.2.2 measurement procedure peak limit.
	<ul style="list-style-type: none"> ▪ Refer as FCC KDB 789033, clause G)2) for unwanted emissions into non-restricted bands. 																
	<ul style="list-style-type: none"> ▪ Refer as FCC KDB 789033, clause G)1) for unwanted emissions into restricted bands. <table border="1" style="width: 100%; border-collapse: collapse;"> <tr> <td style="width: 5%;"></td> <td> <input type="checkbox"/> Refer as FCC KDB 789033, G)6) Method AD (Trace Averaging). </td> </tr> <tr> <td></td> <td> <input checked="" type="checkbox"/> Refer as FCC KDB 789033, G)6) Method VB (Reduced VBW). </td> </tr> <tr> <td></td> <td> <input type="checkbox"/> Refer as ANSI C63.10, clause 11.12.2.5.3 (Reduced VBW). VBW ≥ 1/T, where T is pulse time. </td> </tr> <tr> <td></td> <td> <input type="checkbox"/> Refer as ANSI C63.10, clause 7.5 average value of pulsed emissions. </td> </tr> <tr> <td></td> <td> <input checked="" type="checkbox"/> Refer as FCC KDB 789033, clause G)5) measurement procedure peak limit. </td> </tr> <tr> <td></td> <td> <input type="checkbox"/> Refer as ANSI C63.10, clause 4.1.4.2.2 measurement procedure peak limit. </td> </tr> </table> 		<input type="checkbox"/> Refer as FCC KDB 789033, G)6) Method AD (Trace Averaging).		<input checked="" type="checkbox"/> Refer as FCC KDB 789033, G)6) Method VB (Reduced VBW).		<input type="checkbox"/> Refer as ANSI C63.10, clause 11.12.2.5.3 (Reduced VBW). VBW ≥ 1/T, where T is pulse time.		<input type="checkbox"/> Refer as ANSI C63.10, clause 7.5 average value of pulsed emissions.		<input checked="" type="checkbox"/> Refer as FCC KDB 789033, clause G)5) measurement procedure peak limit.		<input type="checkbox"/> Refer as ANSI C63.10, clause 4.1.4.2.2 measurement procedure peak limit.				
	<input type="checkbox"/> Refer as FCC KDB 789033, G)6) Method AD (Trace Averaging).																
	<input checked="" type="checkbox"/> Refer as FCC KDB 789033, G)6) Method VB (Reduced VBW).																
	<input type="checkbox"/> Refer as ANSI C63.10, clause 11.12.2.5.3 (Reduced VBW). VBW ≥ 1/T, where T is pulse time.																
	<input type="checkbox"/> Refer as ANSI C63.10, clause 7.5 average value of pulsed emissions.																
	<input checked="" type="checkbox"/> Refer as FCC KDB 789033, clause G)5) measurement procedure peak limit.																
	<input type="checkbox"/> Refer as ANSI C63.10, clause 4.1.4.2.2 measurement procedure peak limit.																
	<ul style="list-style-type: none"> ▪ For radiated measurement. <table border="1" style="width: 100%; border-collapse: collapse;"> <tr> <td style="width: 5%;"></td> <td> <ul style="list-style-type: none"> ▪ Refer as ANSI C63.10, clause 6.4 for radiated emissions below 30 MHz and test distance is 3m. </td> </tr> <tr> <td></td> <td> <ul style="list-style-type: none"> ▪ Refer as ANSI C63.10, clause 6.5 for radiated emissions 30 MHz to 1 GHz and test distance is 3m. </td> </tr> <tr> <td></td> <td> <ul style="list-style-type: none"> ▪ Refer as ANSI C63.10, clause 6.6 for radiated emissions above 1GHz. </td> </tr> </table> 		<ul style="list-style-type: none"> ▪ Refer as ANSI C63.10, clause 6.4 for radiated emissions below 30 MHz and test distance is 3m. 		<ul style="list-style-type: none"> ▪ Refer as ANSI C63.10, clause 6.5 for radiated emissions 30 MHz to 1 GHz and test distance is 3m. 		<ul style="list-style-type: none"> ▪ Refer as ANSI C63.10, clause 6.6 for radiated emissions above 1GHz. 										
	<ul style="list-style-type: none"> ▪ Refer as ANSI C63.10, clause 6.4 for radiated emissions below 30 MHz and test distance is 3m. 																
	<ul style="list-style-type: none"> ▪ Refer as ANSI C63.10, clause 6.5 for radiated emissions 30 MHz to 1 GHz and test distance is 3m. 																
	<ul style="list-style-type: none"> ▪ Refer as ANSI C63.10, clause 6.6 for radiated emissions above 1GHz. 																
	<ul style="list-style-type: none"> ▪ The any unwanted emissions level shall not exceed the fundamental emission level. 																

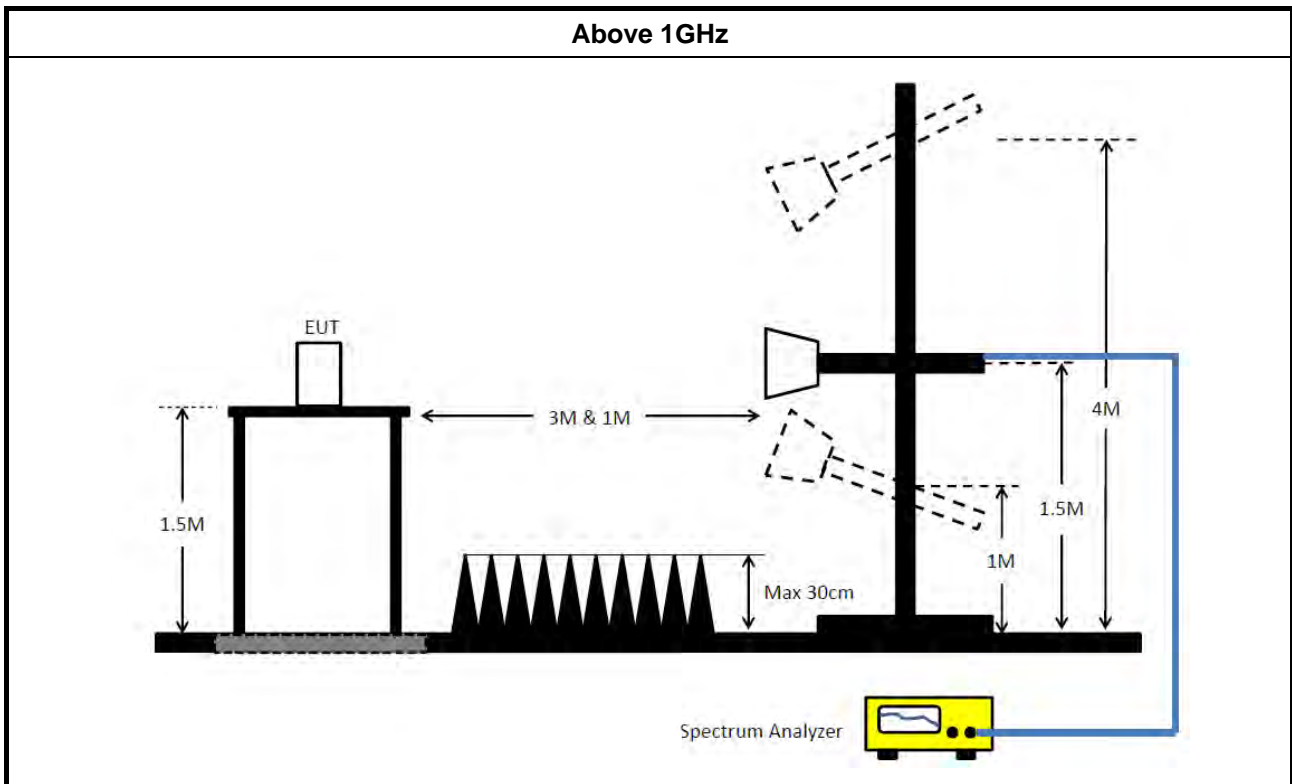


Test Method

- | |
|--------------------------------------------------------------------------------------------------------------------------------------------------------------------------------------|
| <ul style="list-style-type: none">▪ All amplitude of spurious emissions that are attenuated by more than 20 dB below the permissible value has no need to be reported. |
|--------------------------------------------------------------------------------------------------------------------------------------------------------------------------------------|

3.5.4 Test Setup





3.5.5 Measurement Results Calculation

The measured Level is calculated using:

Corrected Reading: Antenna factor (AF) + Cable loss (CL) + Read level (Raw) - Preamp factor (PA)(if applicable) = Level.

3.5.6 Transmitter Unwanted Emissions (Below 30MHz)

There is a comparison data of both open-field test site and alternative test site - semi-Anechoic chamber according to KDB414788 Radiated Test Site, and the result came out very similar.

All amplitude of spurious emissions that are attenuated by more than 20 dB below the permissible value has no need to be reported.

The radiated emissions were investigated from 9 kHz or the lowest frequency generated within the device, up to the 10th harmonic or 40 GHz, whichever is appropriate.

3.5.7 Test Result of Transmitter Unwanted Emissions

Refer as Appendix E



4 Test Equipment and Calibration Data

Instrument	Brand	Model No.	Serial No.	Characteristics	Calibration Date	Calibration Due Date	Remark
EMI Receiver	Agilent	N9038A	My52260123	9kHz ~ 8.4GHz	Mar. 03, 2021	Mar. 02, 2022	Conduction (CO01-CB)
LISN	F.C.C.	FCC-LISN-50-16-2	04083	150kHz ~ 100MHz	Jan. 06, 2021	Jan. 05, 2022	Conduction (CO01-CB)
LISN	Schwarzbeck	NSLK 8127	8127647	9kHz ~ 30MHz	Mar. 07, 2021	Mar. 06, 2022	Conduction (CO01-CB)
Pulse Limiter	Rohde&Schwarz	ESH3-Z2	100430	9kHz ~ 30MHz	Jan. 30, 2021	Jan. 29, 2022	Conduction (CO01-CB)
COND Cable	Woken	Cable	Low cable-CO01	9kHz ~ 30MHz	May 19, 2021	May 18, 2022	Conduction (CO01-CB)
Software	SPORTON	SENSE	V5.10	-	N.C.R.	N.C.R.	Conduction (CO01-CB)
Loop Antenna	Teseq	HLA 6120	24155	9kHz - 30 MHz	Apr. 14, 2021	Apr. 13, 2022	Radiation (03CH05-CB)
3m Semi Anechoic Chamber NSA	TDK	SAC-3M	03CH05-CB	30 MHz ~ 1 GHz	Aug. 09, 2021	Aug. 08, 2022	Radiation (03CH05-CB)
3m Semi Anechoic Chamber VSWR	TDK	SAC-3M	03CH05-CB	1GHz ~18GHz 3m	Nov. 08, 2020	Nov. 07, 2021	Radiation (03CH05-CB)
Bilog Antenna with 6dB Attenuator	TESEQ & EMCI	CBL 6112D & N-6-06	35236 & AT-N0610	30MHz ~ 2GHz	Mar. 26, 2021	Mar. 25, 2022	Radiation (03CH05-CB)
Horn Antenna	SCHWARZBECK	BBHA9120D	BBHA 9120 D-1291	1GHz~18GHz	Sep. 29, 2020	Sep. 28, 2021	Radiation (03CH05-CB)
Horn Antenna	Schwarzbeck	BBHA 9170	BBHA917025 2	15GHz ~ 40GHz	Aug. 05, 2021	Aug. 04, 2022	Radiation (03CH05-CB)
Pre-Amplifier	EMCI	EMC330N	980331	20MHz ~ 3GHz	Apr. 27, 2021	Apr. 26, 2022	Radiation (03CH05-CB)
Pre-Amplifier	EMCI	EMC12630SE	980287	1GHz ~ 26.5GHz	Jul. 02, 2021	Jul. 01, 2022	Radiation (03CH05-CB)
Pre-Amplifier	MITEQ	TTA1840-35-HG	1864479	18GHz ~ 40GHz	Jul. 13, 2021	Jul. 12, 2022	Radiation (03CH05-CB)
Spectrum Analyzer	R&S	FSP40	100304	9kHz ~ 40GHz	Nov. 10, 2020	Nov. 09, 2021	Radiation (03CH05-CB)
EMI Test Receiver	R&S	ESCS	826547/017	9kHz ~ 2.75GHz	Jun. 21, 2021	Jun. 20, 2022	Radiation (03CH05-CB)
RF Cable-low	Woken	RG402	Low Cable-04+23	30MHz~1GHz	Oct. 04, 2021	Oct. 03, 2022	Radiation (03CH05-CB)
RF Cable-high	Woken	RG402	High Cable-28	1GHz~18GHz	Oct. 05, 2020	Oct. 04, 2021	Radiation (03CH05-CB)
RF Cable-high	Woken	RG402	High Cable-04+28	1GHz~18GHz	Oct. 05, 2020	Oct. 04, 2021	Radiation (03CH05-CB)



Instrument	Brand	Model No.	Serial No.	Characteristics	Calibration Date	Calibration Due Date	Remark
RF Cable-high	Woken	RG402	High Cable-40G#1	18GHz ~ 40 GHz	Jul. 15, 2021	Jul. 14, 2022	Radiation (03CH05-CB)
RF Cable-high	Woken	RG402	High Cable-40G#2	18GHz ~ 40 GHz	Jul. 15, 2021	Jul. 14, 2022	Radiation (03CH05-CB)
Test Software	SPORTON	SENSE	V5.10	-	N.C.R.	N.C.R.	Radiation (03CH05-CB)
3m Semi Anechoic Chamber VSWR	TDK	SAC-3M	03CH06-CB	1GHz ~18GHz 3m	Oct. 02, 2020	Oct. 01, 2021	Radiation (03CH06-CB)
Horn Antenna	SCHWARZBECK	BBHA9120D	BBHA 9120D-1292	1GHz~18GHz	Jul. 22, 2020	Jul. 21, 2021	Radiation (03CH06-CB)
Horn Antenna	SCHWARZBECK	BBHA 9120 D	BBHA 9120 D 1370	1GHz~18GHz	Sep. 21, 2020	Sep. 20, 2021	Radiation (03CH06-CB)
Horn Antenna	SCHWARZBECK	BBHA9120D	BBHA 9120D-1292	1GHz~18GHz	Aug. 04, 2021	Aug. 03, 2022	Radiation (03CH06-CB)
Pre-Amplifier	Agilent	83017A	MY53270064	0.5GHz ~ 26.5GHz	May 06, 2021	May 05, 2022	Radiation (03CH06-CB)
Spectrum analyzer	R&S	FSP40	100080	9kHz~40GHz	Dec. 15, 2020	Dec. 14, 2021	Radiation (03CH06-CB)
RF Cable-high	Woken	RG402	High Cable-05	1GHz~18GHz	Oct. 05, 2020	Oct. 04, 2021	Radiation (03CH06-CB)
RF Cable-high	Woken	RG402	High Cable-05+24	1GHz~18GHz	Oct. 05, 2020	Oct. 04, 2021	Radiation (03CH06-CB)
RF Cable-high	Woken	RG402	High Cable-40G#1	18GHz ~ 40 GHz	Jul. 16, 2020	Jul. 15, 2021	Radiation (03CH06-CB)
RF Cable-high	Woken	RG402	High Cable-40G#1	18GHz ~ 40 GHz	Jul. 15, 2021	Jul. 14, 2022	Radiation (03CH06-CB)
RF Cable-high	Woken	RG402	High Cable-40G#2	18GHz ~ 40 GHz	Jul. 16, 2020	Jul. 15, 2021	Radiation (03CH06-CB)
RF Cable-high	Woken	RG402	High Cable-40G#2	18GHz ~ 40 GHz	Jul. 15, 2021	Jul. 14, 2022	Radiation (03CH06-CB)
Test Software	SPORTON	SENSE	V5.10	-	N.C.R.	N.C.R.	Radiation (03CH06-CB)
Spectrum analyzer	R&S	FSV40	101028	9kHz~40GHz	Dec. 31, 2020	Dec. 30, 2021	Conducted (TH03-CB)
Spectrum analyzer	R&S	FSV40	101028	9kHz~40GHz	Jan. 07, 2022	Jan. 06, 2023	Conducted (TH03-CB)
Signal Analyzer	R&S	FSV40	101904	9kHz ~ 40GHz	Apr. 15, 2021	Apr. 14, 2022	Conducted (TH03-CB)
Power Sensor	Anritsu	MA2411B	1531344	300MHz~40GHz	Jul. 27, 2021	Jul. 26, 2022	Conducted (TH03-CB)
Power Meter	Anritsu	ML2495A	1728002	300MHz~40GHz	Jul. 27, 2021	Jul. 26, 2022	Conducted (TH03-CB)
RF Cable-high	Woken	RG402	High Cable-11	1 GHz ~18 GHz	Oct. 05, 2020	Oct. 04, 2021	Conducted (TH03-CB)



Instrument	Brand	Model No.	Serial No.	Characteristics	Calibration Date	Calibration Due Date	Remark
RF Cable-high	Woken	RG402	High Cable-11	1 GHz –18 GHz	Oct. 04, 2021	Oct. 03, 2022	Conducted (TH03-CB)
RF Cable-high	Woken	RG402	High Cable-12	1 GHz –18 GHz	Oct. 05, 2020	Oct. 04, 2021	Conducted (TH03-CB)
RF Cable-high	Woken	RG402	High Cable-12	1 GHz –18 GHz	Oct. 04, 2021	Oct. 03, 2022	Conducted (TH03-CB)
RF Cable-high	Woken	RG402	High Cable-13	1 GHz –18 GHz	Oct. 05, 2020	Oct. 04, 2021	Conducted (TH03-CB)
RF Cable-high	Woken	RG402	High Cable-13	1 GHz –18 GHz	Oct. 04, 2021	Oct. 03, 2022	Conducted (TH03-CB)
RF Cable-high	Woken	RG402	High Cable-14	1 GHz –18 GHz	Oct. 05, 2020	Oct. 04, 2021	Conducted (TH03-CB)
RF Cable-high	Woken	RG402	High Cable-14	1 GHz –18 GHz	Oct. 04, 2021	Oct. 03, 2022	Conducted (TH03-CB)
RF Cable-high	Woken	RG402	High Cable-15	1 GHz –18 GHz	Oct. 05, 2020	Oct. 04, 2021	Conducted (TH03-CB)
RF Cable-high	Woken	RG402	High Cable-15	1 GHz –18 GHz	Oct. 04, 2021	Oct. 03, 2022	Conducted (TH03-CB)
Switch	SPTCB	SP-SWI	SWI-03	1 GHz –26.5 GHz	Dec. 13, 2021	Dec. 12, 2022	Conducted (TH03-CB)
RF Cable-high	Woken	RG402	SWI-03-P1	1 GHz –26.5 GHz	Dec. 13, 2021	Dec. 12, 2022	Conducted (TH03-CB)
RF Cable-high	Woken	RG402	SWI-03-P2	1 GHz –26.5 GHz	Dec. 13, 2021	Dec. 12, 2022	Conducted (TH03-CB)
RF Cable-high	Woken	RG402	SWI-03-P3	1 GHz –26.5 GHz	Dec. 13, 2021	Dec. 12, 2022	Conducted (TH03-CB)
RF Cable-high	Woken	RG402	SWI-03-P4	1 GHz –26.5 GHz	Dec. 13, 2021	Dec. 12, 2022	Conducted (TH03-CB)
RF Cable-high	Woken	RG402	SWI-03-P5	1 GHz –26.5 GHz	Dec. 13, 2021	Dec. 12, 2022	Conducted (TH03-CB)
Test Software	SPORTON	SENSE	V5.10	-	N.C.R.	N.C.R.	Conducted (TH03-CB)

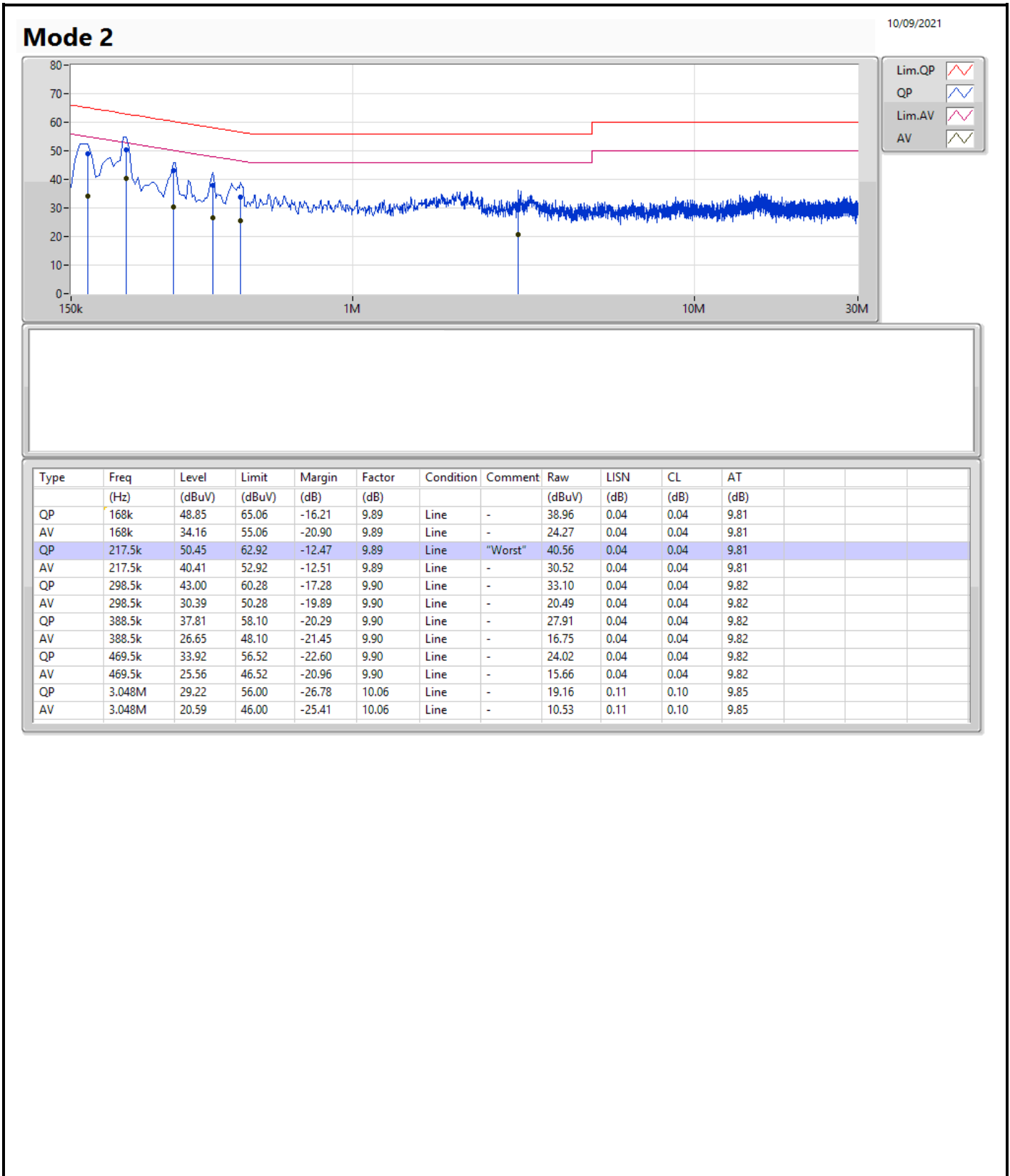
Note: Calibration Interval of instruments listed above is one year.

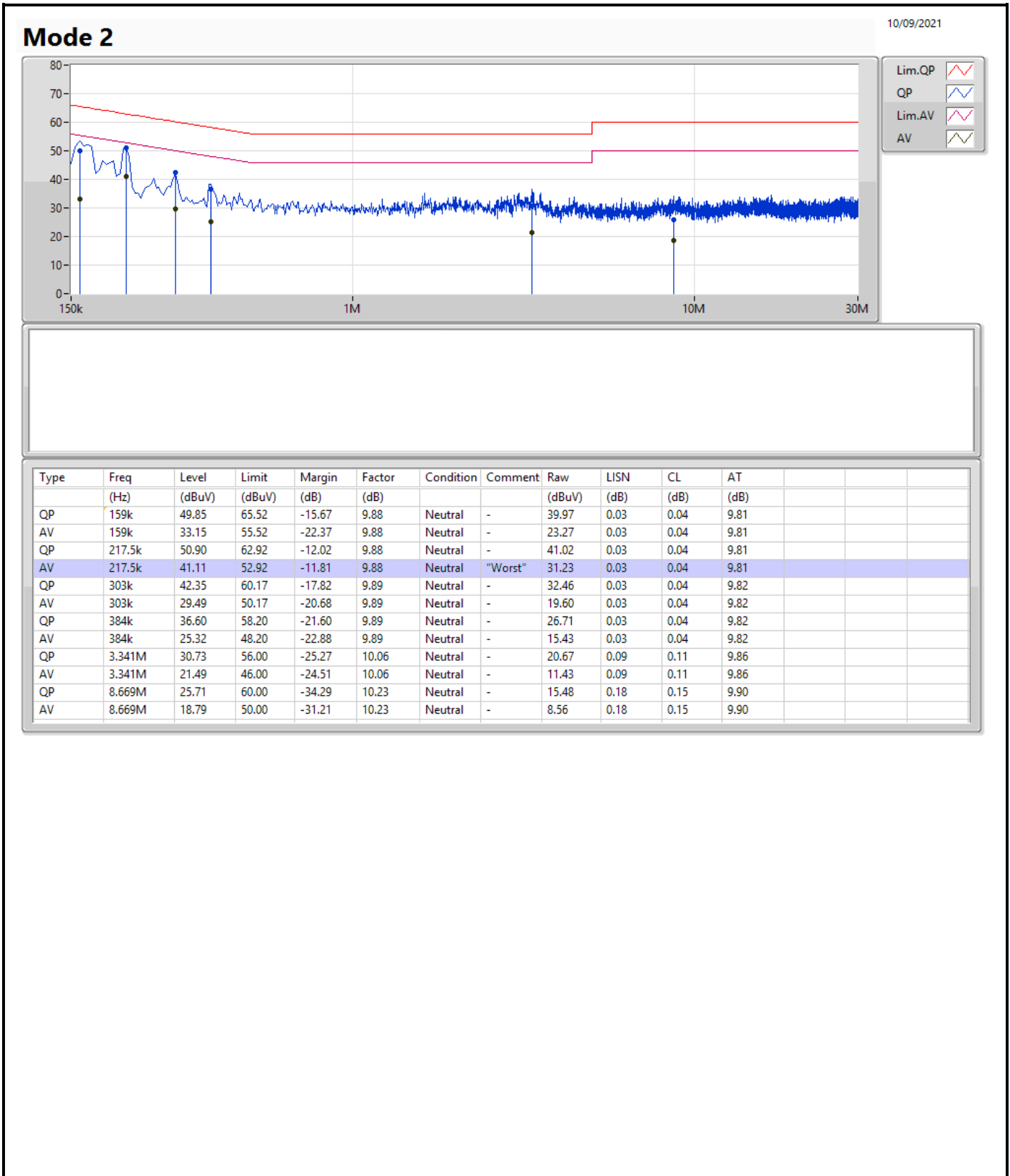
N.C.R. means Non-Calibration required.



Summary

Mode	Result	Type	Freq (Hz)	Level (dBuV)	Limit (dBuV)	Margin (dB)	Condition
Mode 2	Pass	AV	217.5k	41.11	52.92	-11.81	Neutral







Summary

Mode	Max-N dB (Hz)	Max-OBW (Hz)	ITU-Code	Min-N dB (Hz)	Min-OBW (Hz)
5.15-5.25GHz	-	-	-	-	-
802.11a_Nss1,(6Mbps)_2TX	38.28M	19.19M	19M2D1D	22.2M	17.241M
5.25-5.35GHz	-	-	-	-	-
802.11a_Nss1,(6Mbps)_2TX	22.2M	17.391M	17M4D1D	21.48M	16.882M
5.47-5.725GHz	-	-	-	-	-
802.11a_Nss1,(6Mbps)_2TX	22.14M	19.07M	19M1D1D	15.72M	14.573M
5.725-5.85GHz	-	-	-	-	-
802.11a_Nss1,(6Mbps)_2TX	16.32M	28.486M	28M5D1D	4.42M	4.578M

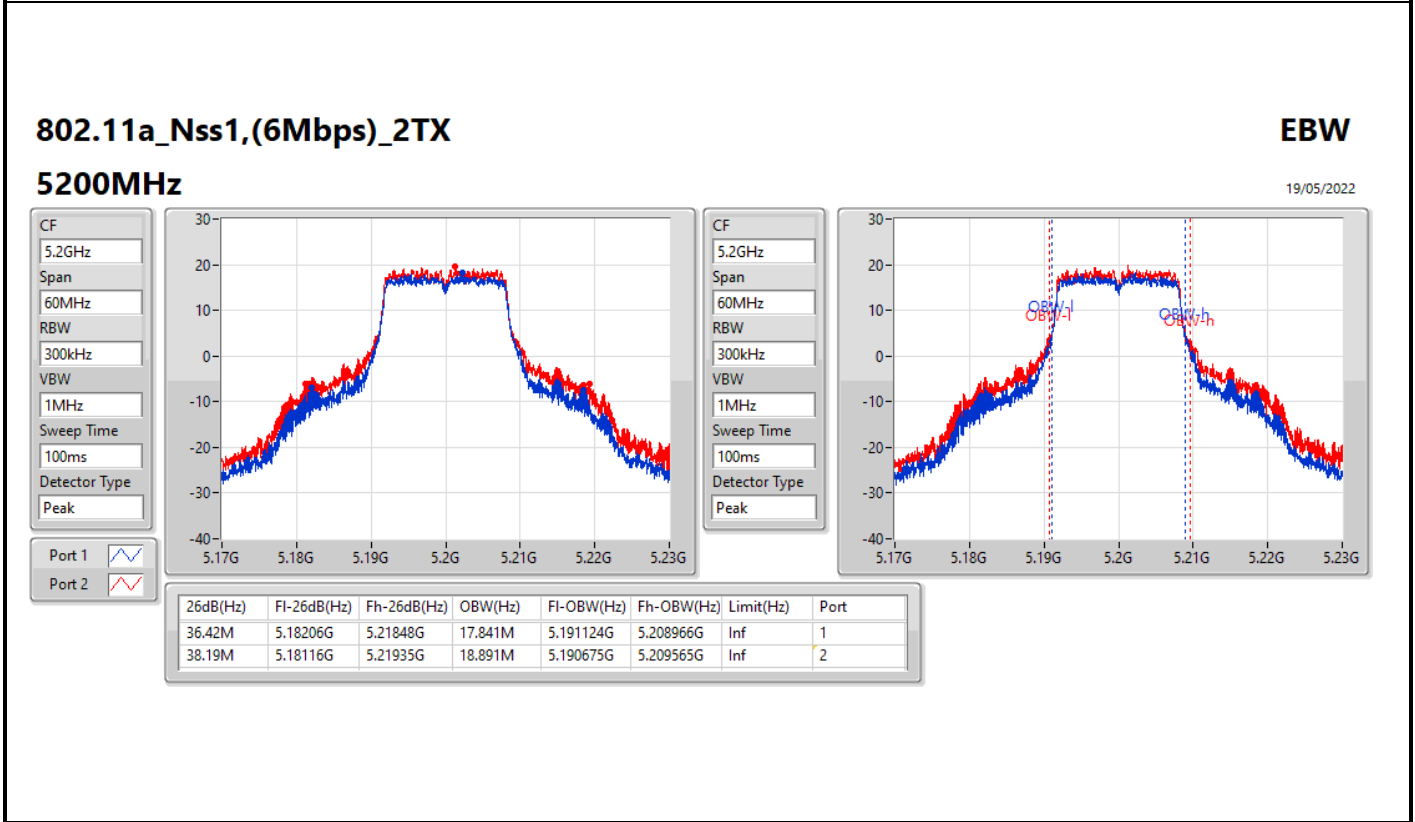
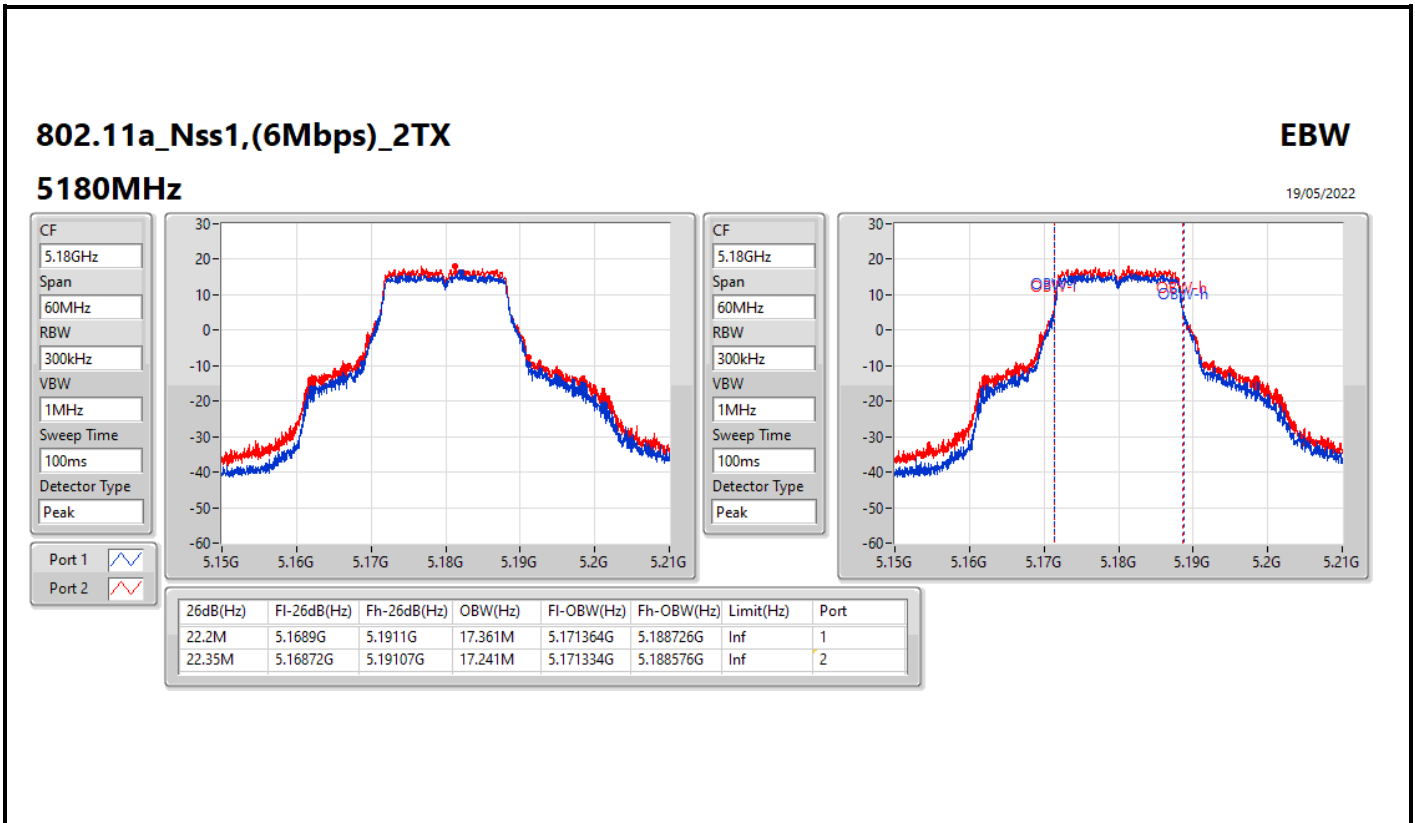
Max-N dB = Maximum 6dB down bandwidth for 5.725-5.85GHz band / Maximum 26dB down bandwidth for other band;
Max-OBW = Maximum 99% occupied bandwidth;
Min-N dB = Minimum 6dB down bandwidth for 5.725-5.85GHz band / Maximum 26dB down bandwidth for other band;
Min-OBW = Minimum 99% occupied bandwidth



Result

Mode	Result	Limit (Hz)	Port 1-N dB (Hz)	Port 1-OBW (Hz)	Port 2-N dB (Hz)	Port 2-OBW (Hz)
802.11a_Nss1,(6Mbps)_2TX	-	-	-	-	-	-
5180MHz	Pass	Inf	22.2M	17.361M	22.35M	17.241M
5200MHz	Pass	Inf	36.42M	17.841M	38.19M	18.891M
5240MHz	Pass	Inf	36.42M	17.721M	38.28M	19.19M
5260MHz	Pass	Inf	21.51M	17.091M	21.48M	16.882M
5300MHz	Pass	Inf	21.63M	17.121M	21.54M	16.912M
5320MHz	Pass	Inf	22.2M	17.391M	22.05M	17.181M
5500MHz	Pass	Inf	22.14M	17.421M	21.96M	17.151M
5580MHz	Pass	Inf	21.84M	19.07M	21.6M	19.07M
5700MHz	Pass	Inf	21.84M	19.07M	21.63M	19.07M
5720MHz Straddle 5.47-5.725GHz	Pass	Inf	15.84M	14.573M	15.72M	14.588M
5720MHz Straddle 5.725-5.85GHz	Pass	500k	4.46M	4.578M	4.42M	4.618M
5745MHz	Pass	500k	16.26M	18.381M	16.32M	23.238M
5785MHz	Pass	500k	16.29M	20.03M	16.32M	26.267M
5825MHz	Pass	500k	16.29M	20.81M	16.32M	28.486M

Port X-N dB = Port X 6dB down bandwidth for 5.725-5.85GHz band / 26dB down bandwidth for other band
 Port X-OBW = Port X 99% occupied bandwidth



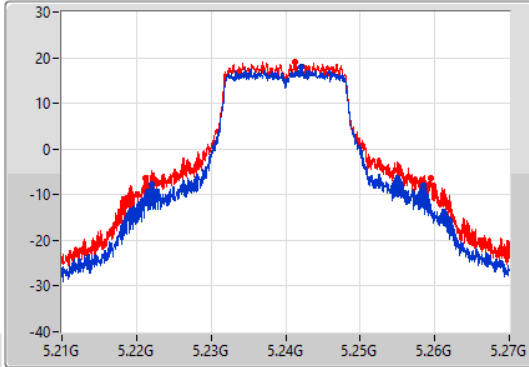
802.11a_Nss1,(6Mbps)_2TX

EBW

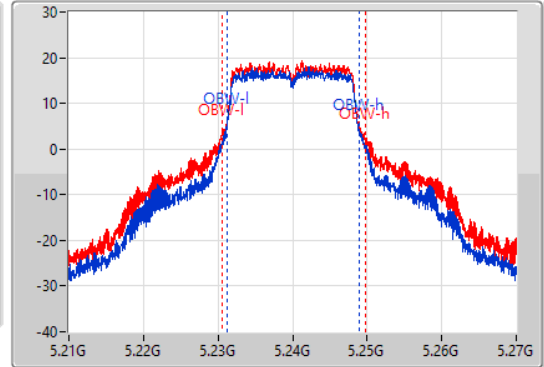
5240MHz

19/05/2022

CF
5.24GHz
Span
60MHz
RBW
300kHz
VBW
1MHz
Sweep Time
100ms
Detector Type
Peak



CF
5.24GHz
Span
60MHz
RBW
300kHz
VBW
1MHz
Sweep Time
100ms
Detector Type
Peak



26dB(Hz)	Fl-26dB(Hz)	Fh-26dB(Hz)	OBW(Hz)	Fl-OBW(Hz)	Fh-OBW(Hz)	Limit(Hz)	Port
36.42M	5.22203G	5.25845G	17.721M	5.231214G	5.248936G	Inf	1
38.28M	5.22113G	5.25941G	19.19M	5.230525G	5.249715G	Inf	2

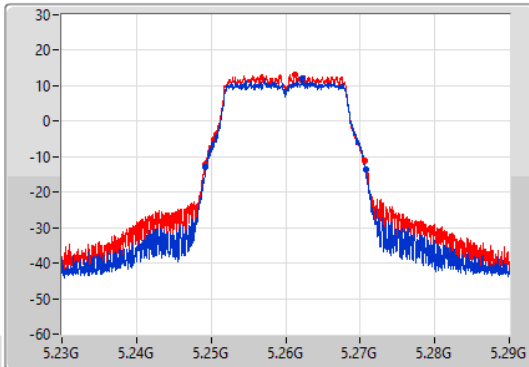
802.11a_Nss1,(6Mbps)_2TX

EBW

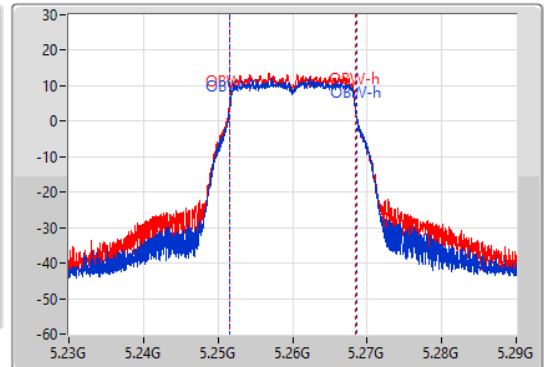
5260MHz

19/05/2022

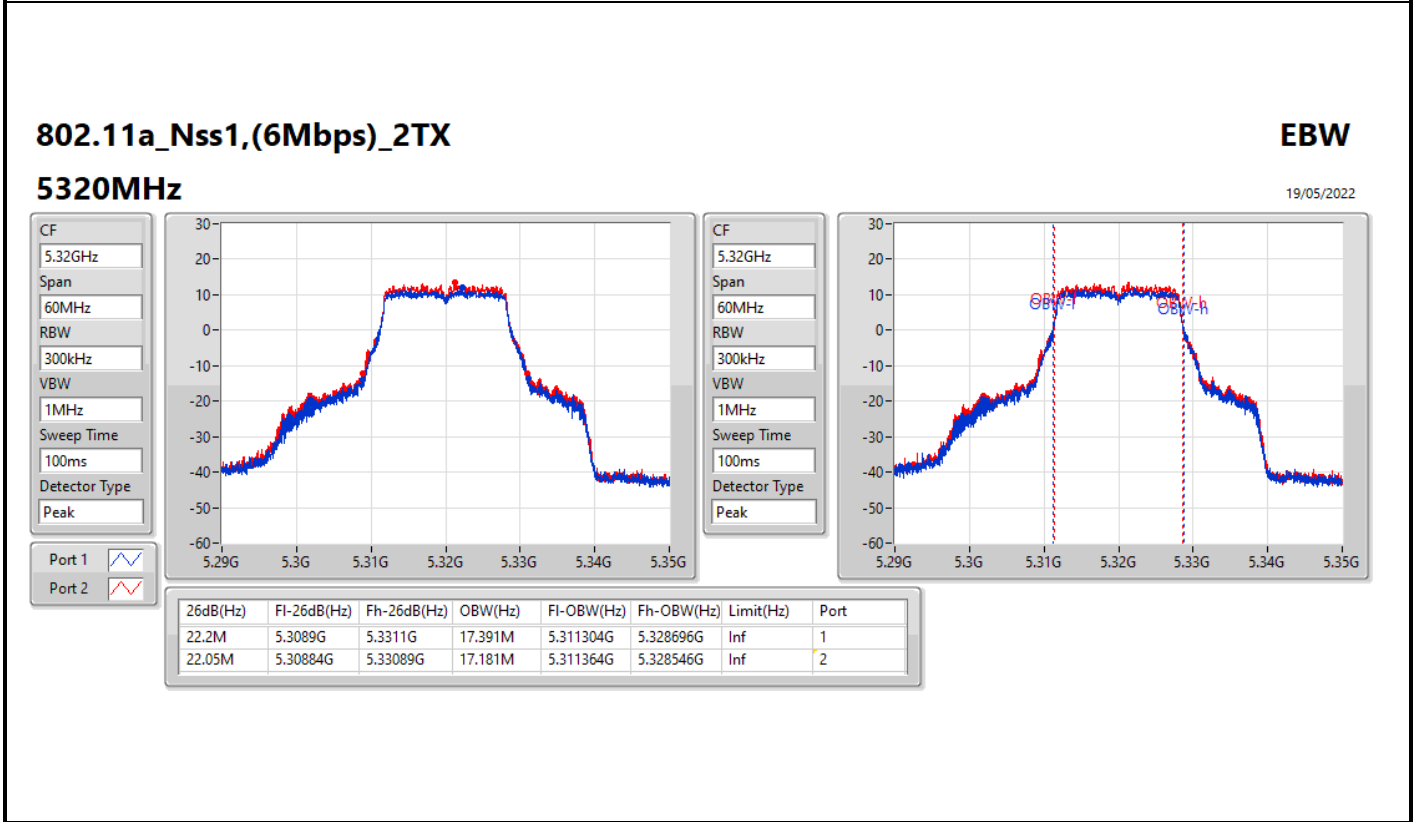
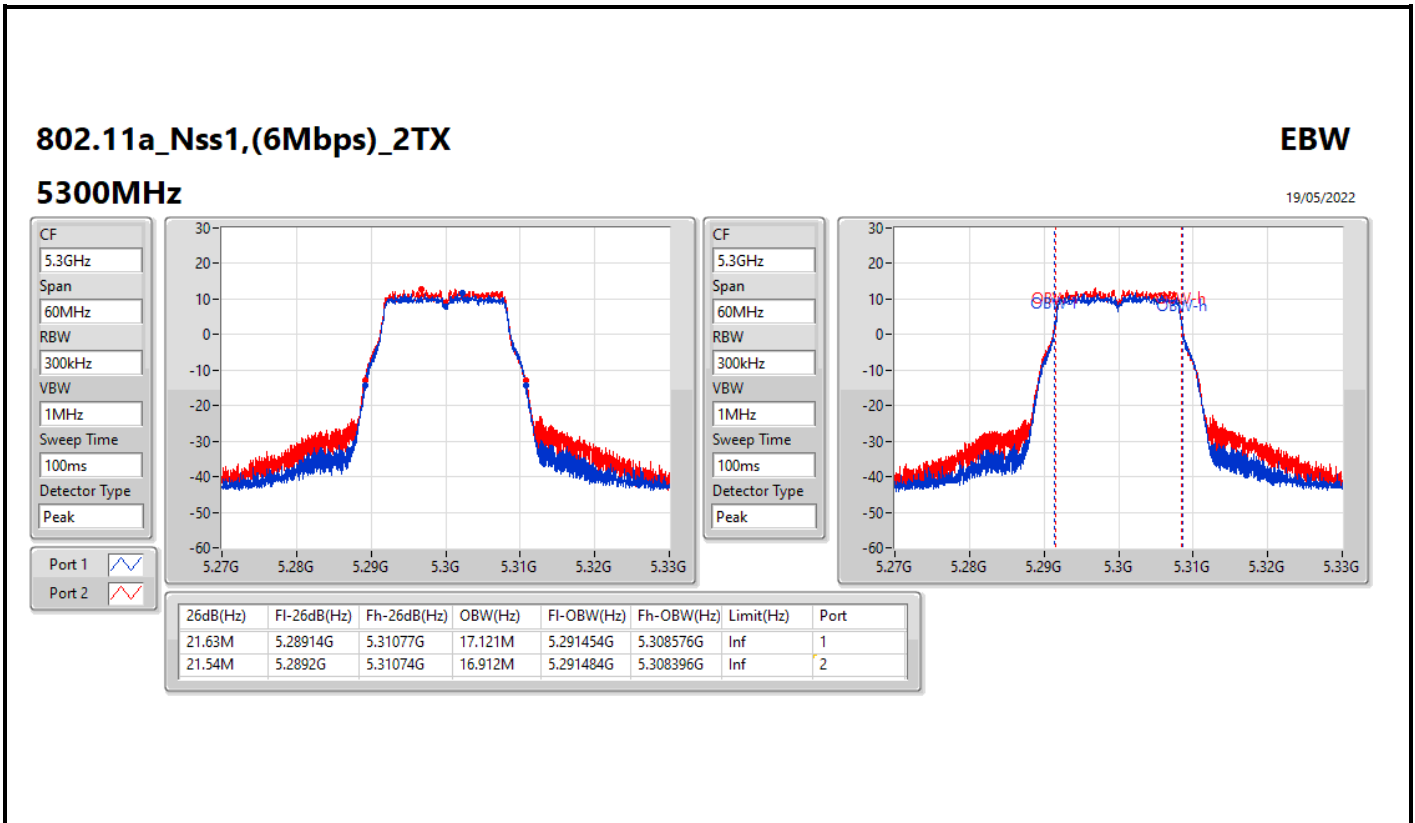
CF
5.26GHz
Span
60MHz
RBW
300kHz
VBW
1MHz
Sweep Time
100ms
Detector Type
Peak



CF
5.26GHz
Span
60MHz
RBW
300kHz
VBW
1MHz
Sweep Time
100ms
Detector Type
Peak



26dB(Hz)	Fl-26dB(Hz)	Fh-26dB(Hz)	OBW(Hz)	Fl-OBW(Hz)	Fh-OBW(Hz)	Limit(Hz)	Port
21.51M	5.24923G	5.27074G	17.091M	5.251484G	5.268576G	Inf	1
21.48M	5.24917G	5.27065G	16.882M	5.251484G	5.268366G	Inf	2



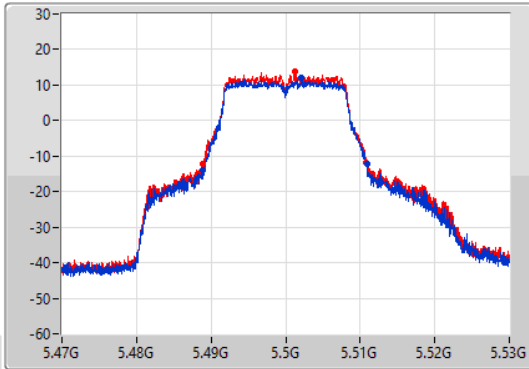
802.11a_Nss1,(6Mbps)_2TX

EBW

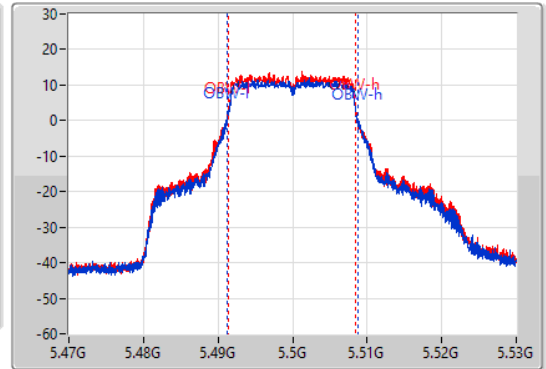
5500MHz

19/05/2022

CF
5.5GHz
Span
60MHz
RBW
300kHz
VBW
1MHz
Sweep Time
100ms
Detector Type
Peak



CF
5.5GHz
Span
60MHz
RBW
300kHz
VBW
1MHz
Sweep Time
100ms
Detector Type
Peak



26dB(Hz)	Fl-26dB(Hz)	Fh-26dB(Hz)	OBW(Hz)	Fl-OBW(Hz)	Fh-OBW(Hz)	Limit(Hz)	Port
22.14M	5.48884G	5.51098G	17.421M	5.491304G	5.508726G	Inf	1
21.96M	5.4889G	5.51086G	17.151M	5.491364G	5.508516G	Inf	2

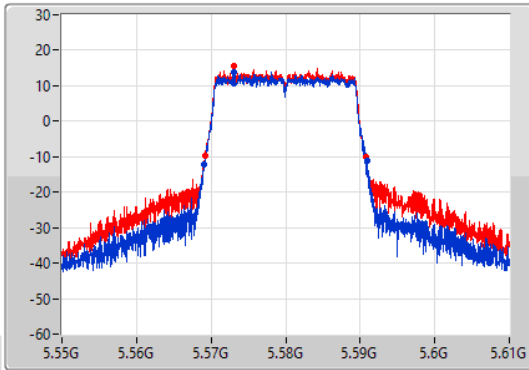
802.11a_Nss1,(6Mbps)_2TX

EBW

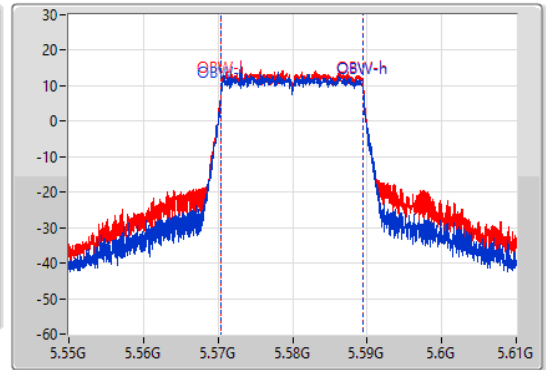
5580MHz

19/05/2022

CF
5.58GHz
Span
60MHz
RBW
300kHz
VBW
1MHz
Sweep Time
100ms
Detector Type
Peak



CF
5.58GHz
Span
60MHz
RBW
300kHz
VBW
1MHz
Sweep Time
100ms
Detector Type
Peak



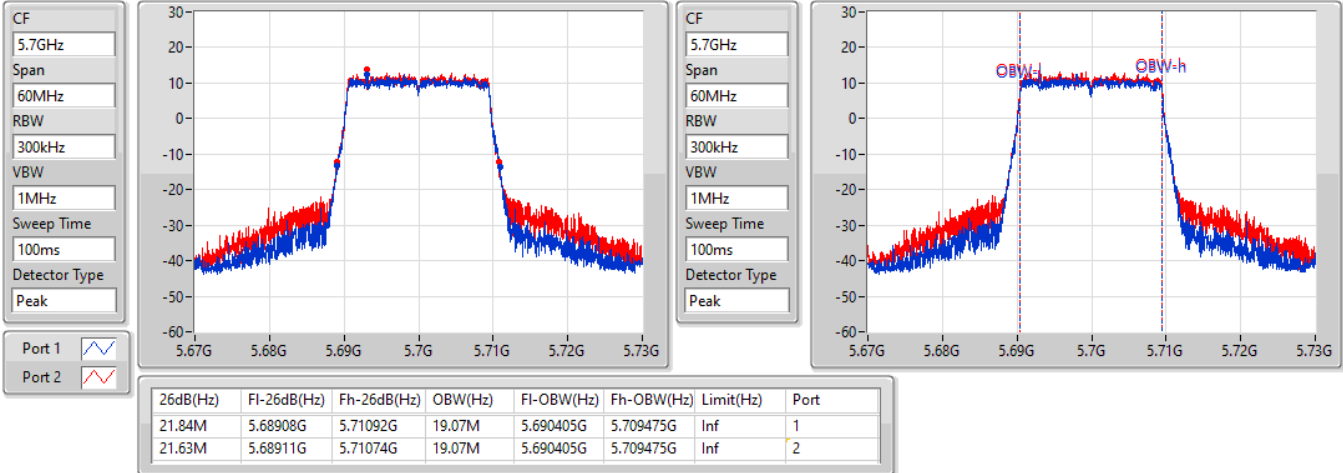
26dB(Hz)	Fl-26dB(Hz)	Fh-26dB(Hz)	OBW(Hz)	Fl-OBW(Hz)	Fh-OBW(Hz)	Limit(Hz)	Port
21.84M	5.56905G	5.59089G	19.07M	5.570405G	5.589475G	Inf	1
21.6M	5.56914G	5.59074G	19.07M	5.570405G	5.589475G	Inf	2

802.11a_Nss1,(6Mbps)_2TX

EBW

5700MHz

19/05/2022

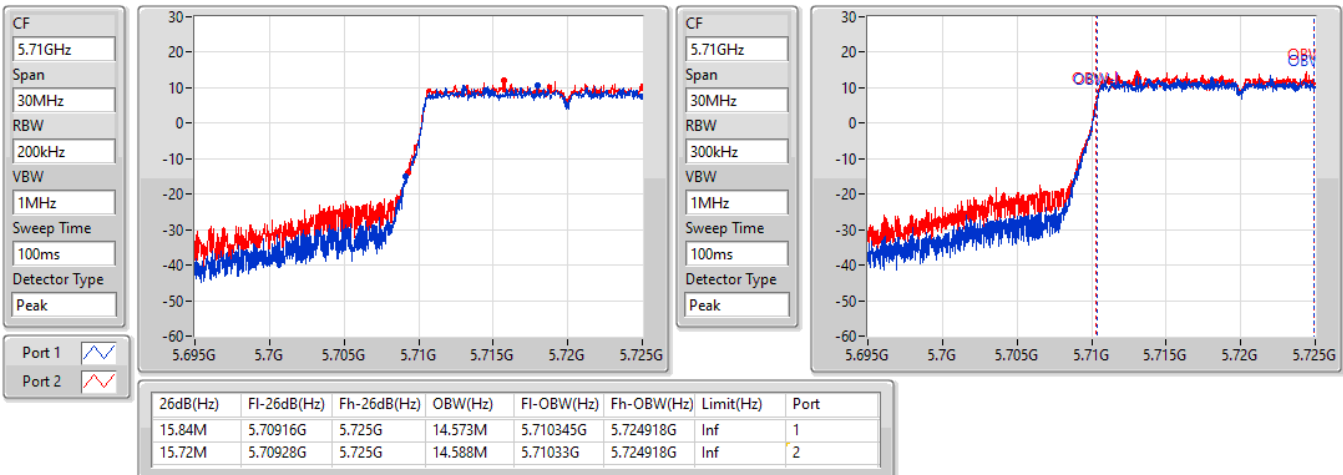


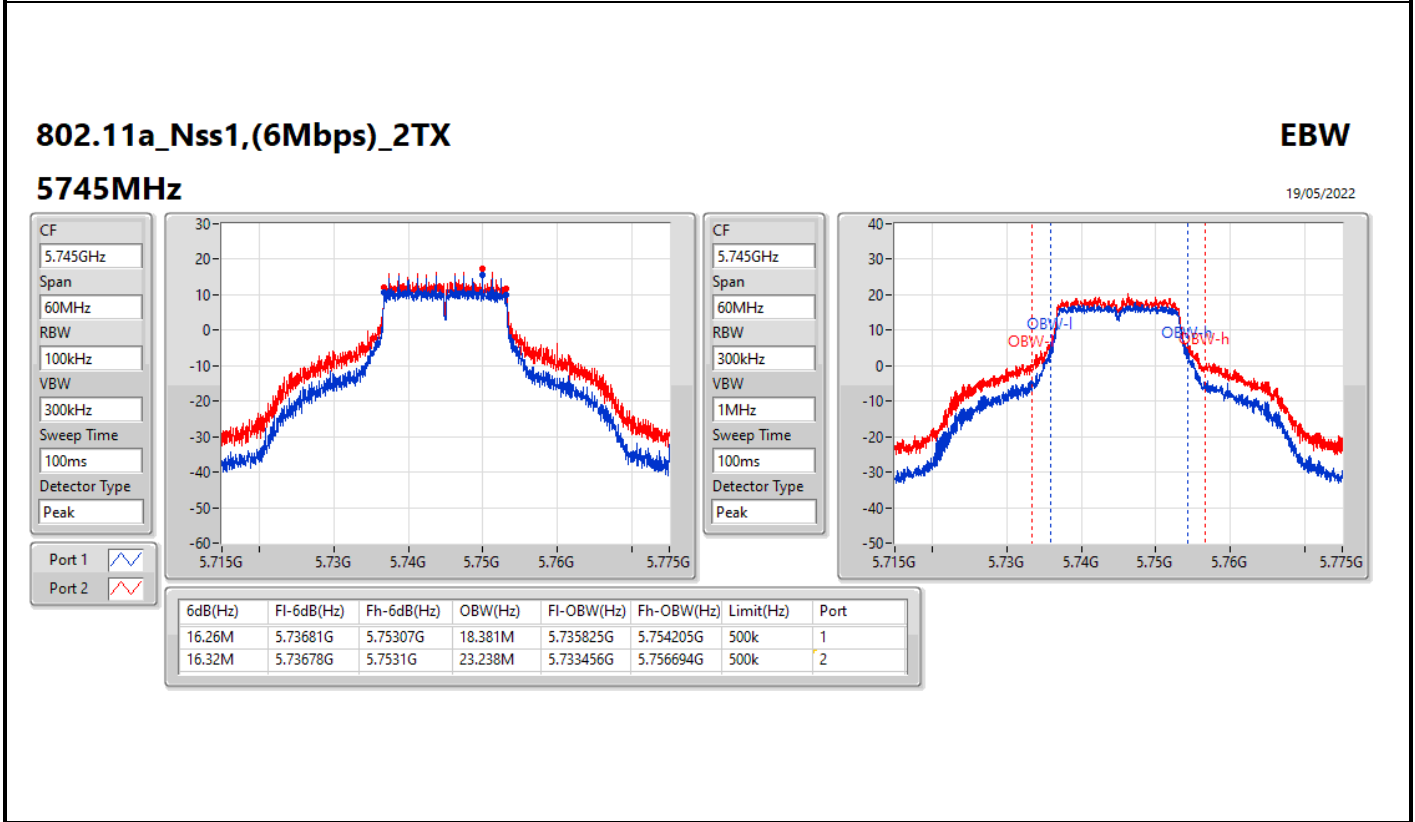
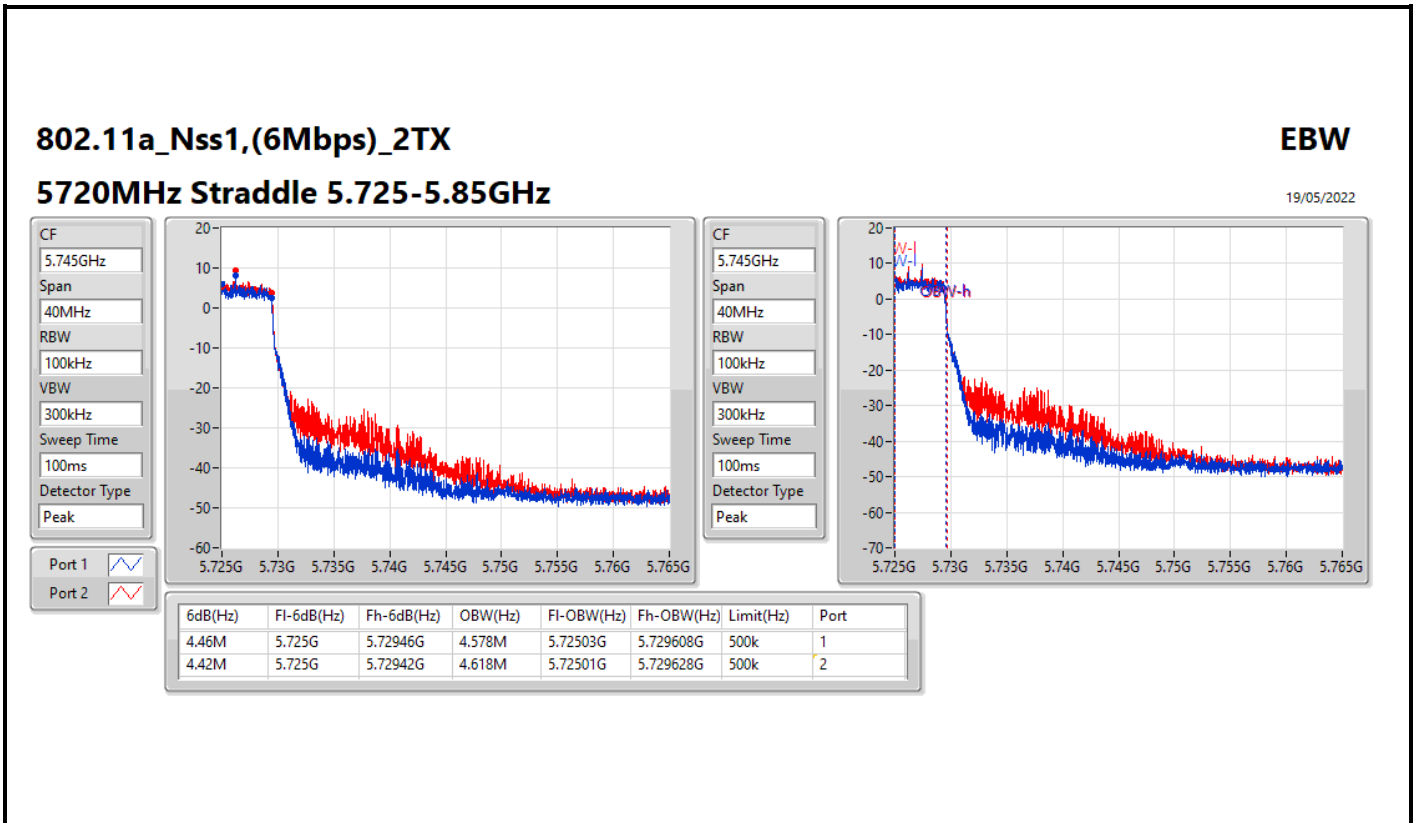
802.11a_Nss1,(6Mbps)_2TX

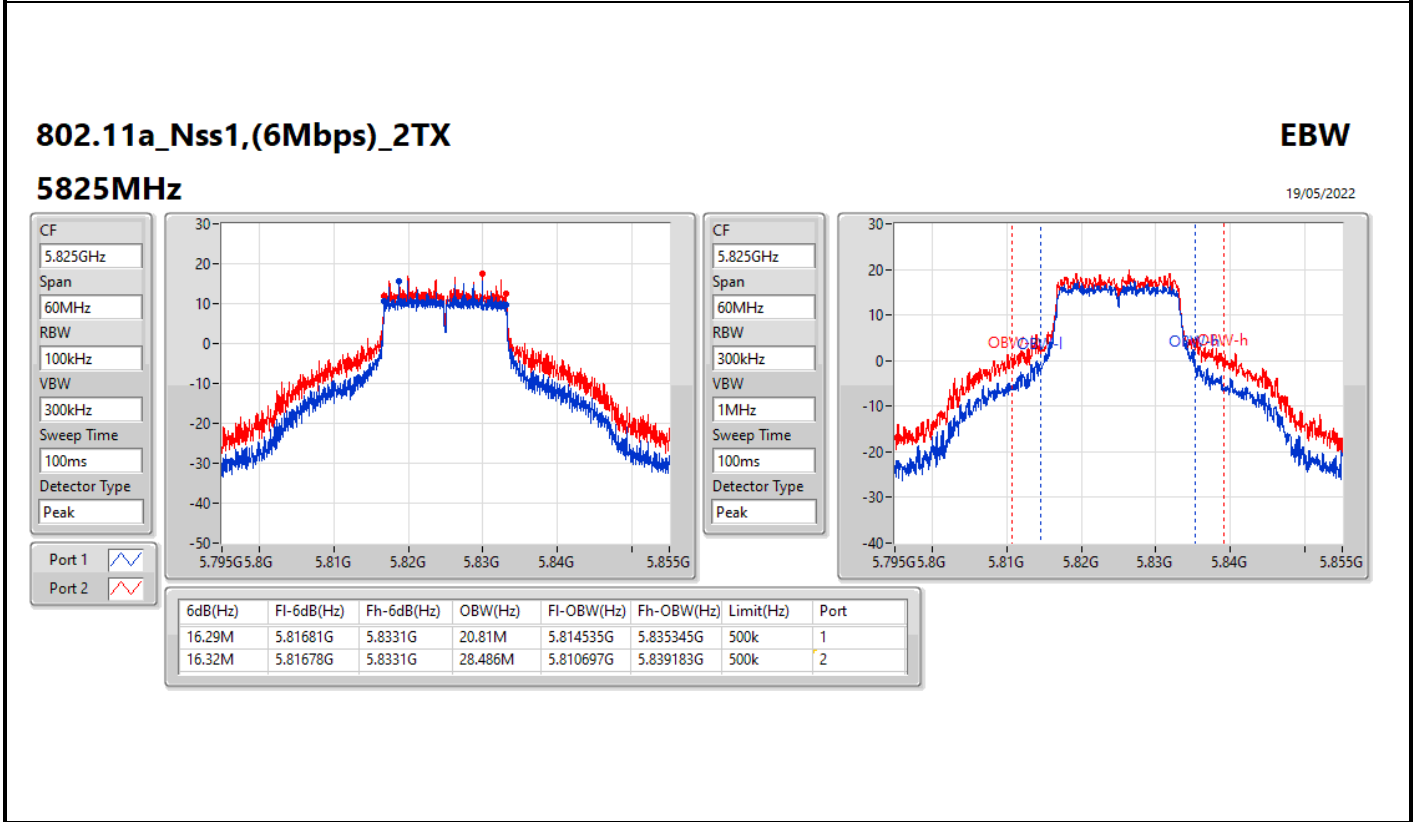
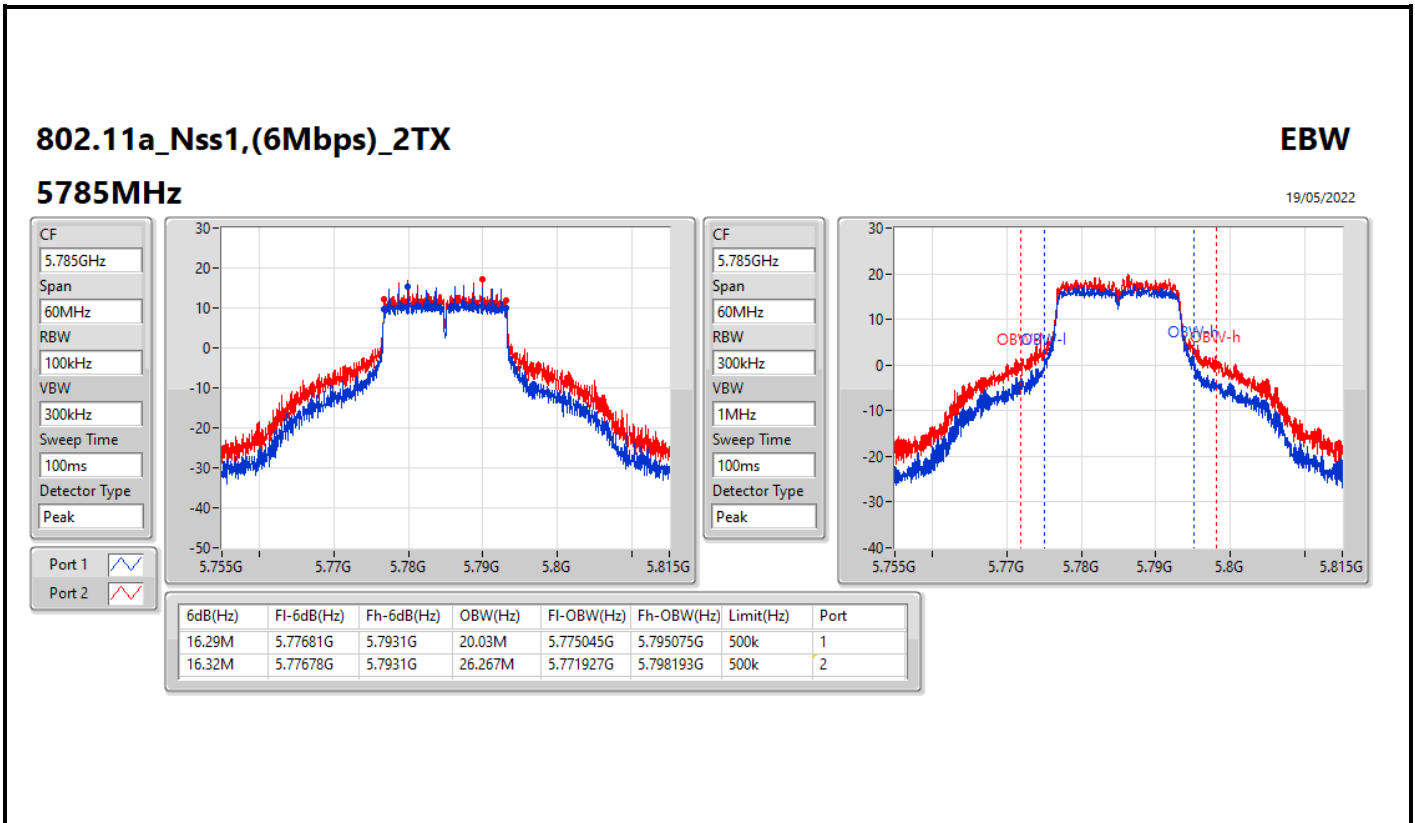
EBW

5720MHz Straddle 5.47-5.725GHz

19/05/2022









Summary

Mode	Max-N dB (Hz)	Max-OBW (Hz)	ITU-Code	Min-N dB (Hz)	Min-OBW (Hz)
5.15-5.25GHz	-	-	-	-	-
802.11ax HEW20_Nss2,(MCS0)_2TX	41.61M	19.88M	19M9D1D	24.09M	19.19M
802.11ax HEW40_Nss2,(MCS0)_2TX	49.68M	38.141M	38M1D1D	43.86M	37.961M
802.11ax HEW80_Nss2,(MCS0)_2TX	84.96M	77.961M	78MOD1D	84.96M	77.721M
802.11ax HEW160_Nss2,(MCS0)_2TX	82.8M	78.201M	78M2D1D	82.16M	78.041M
5.25-5.35GHz	-	-	-	-	-
802.11ax HEW20_Nss2,(MCS0)_2TX	24.09M	19.19M	19M2D1D	21.42M	19.07M
802.11ax HEW40_Nss2,(MCS0)_2TX	46.74M	37.961M	38MOD1D	39.96M	37.781M
802.11ax HEW80_Nss2,(MCS0)_2TX	91.56M	77.841M	77M8D1D	85.32M	77.721M
802.11ax HEW160_Nss2,(MCS0)_2TX	82.56M	78.041M	78MOD1D	82.32M	77.961M
5.47-5.725GHz	-	-	-	-	-
802.11ax HEW20_Nss2,(MCS0)_2TX	24.15M	19.22M	19M2D1D	15.66M	14.588M
802.11ax HEW40_Nss2,(MCS0)_2TX	48.42M	38.021M	38MOD1D	35.14M	33.828M
802.11ax HEW80_Nss2,(MCS0)_2TX	84.96M	77.841M	77M8D1D	75.675M	73.388M
802.11ax HEW160_Nss2,(MCS0)_2TX	165.12M	155.922M	156MD1D	164.4M	155.922M
5.725-5.85GHz	-	-	-	-	-
802.11ax HEW20_Nss2,(MCS0)_2TX	18.87M	28.276M	28M3D1D	4.4M	4.618M
802.11ax HEW40_Nss2,(MCS0)_2TX	37.26M	47.916M	47M9D1D	3.7M	4.058M
802.11ax HEW80_Nss2,(MCS0)_2TX	75.48M	78.681M	78M7D1D	3.4M	4.118M

Max-N dB = Maximum 6dB down bandwidth for 5.725-5.85GHz band / Maximum 26dB down bandwidth for other band;
 Max-OBW = Maximum 99% occupied bandwidth;
 Min-N dB = Minimum 6dB down bandwidth for 5.725-5.85GHz band / Maximum 26dB down bandwidth for other band;
 Min-OBW = Minimum 99% occupied bandwidth



Result

Mode	Result	Limit (Hz)	Port 1-N dB (Hz)	Port 1-OBW (Hz)	Port 2-N dB (Hz)	Port 2-OBW (Hz)
802.11ax HEW20_Nss2,(MCS0)_2TX	-	-	-	-	-	-
5180MHz	Pass	Inf	24.09M	19.19M	24.45M	19.19M
5200MHz	Pass	Inf	27.84M	19.25M	36.81M	19.43M
5240MHz	Pass	Inf	36.21M	19.43M	41.61M	19.88M
5260MHz	Pass	Inf	21.6M	19.13M	21.45M	19.07M
5300MHz	Pass	Inf	21.75M	19.13M	21.42M	19.07M
5320MHz	Pass	Inf	24.09M	19.19M	23.85M	19.16M
5500MHz	Pass	Inf	24.15M	19.22M	23.79M	19.19M
5580MHz	Pass	Inf	21.51M	19.1M	21.45M	19.07M
5700MHz	Pass	Inf	21.69M	19.13M	21.39M	19.1M
5720MHz Straddle 5.47-5.725GHz	Pass	Inf	15.735M	14.588M	15.66M	14.588M
5720MHz Straddle 5.725-5.85GHz	Pass	500k	4.4M	4.638M	4.42M	4.618M
5745MHz	Pass	500k	18.63M	19.49M	18.06M	23.328M
5785MHz	Pass	500k	18.87M	20.36M	17.61M	27.616M
5825MHz	Pass	500k	18.78M	20.63M	18.57M	28.276M
802.11ax HEW40_Nss2,(MCS0)_2TX	-	-	-	-	-	-
5190MHz	Pass	Inf	43.86M	37.961M	46.38M	38.021M
5230MHz	Pass	Inf	45.78M	37.961M	49.68M	38.141M
5270MHz	Pass	Inf	39.96M	37.781M	40.02M	37.781M
5310MHz	Pass	Inf	45.84M	37.961M	46.74M	37.961M
5510MHz	Pass	Inf	48.42M	38.021M	41.4M	37.961M
5550MHz	Pass	Inf	40.14M	37.781M	40.2M	37.841M
5670MHz	Pass	Inf	39.96M	37.781M	40.26M	37.901M
5710MHz Straddle 5.47-5.725GHz	Pass	Inf	35.14M	33.828M	35.14M	33.968M
5710MHz Straddle 5.725-5.85GHz	Pass	500k	3.78M	4.058M	3.7M	4.078M
5755MHz	Pass	500k	36.36M	38.441M	36.84M	44.078M
5795MHz	Pass	500k	37.26M	39.52M	36.9M	47.916M
802.11ax HEW80_Nss2,(MCS0)_2TX	-	-	-	-	-	-
5210MHz	Pass	Inf	84.96M	77.721M	84.96M	77.961M
5290MHz	Pass	Inf	91.56M	77.721M	85.32M	77.841M
5530MHz	Pass	Inf	84.96M	77.721M	82.92M	77.841M
5610MHz	Pass	Inf	81.6M	77.361M	81.36M	77.601M
5690MHz Straddle 5.47-5.725GHz	Pass	Inf	75.675M	73.388M	75.825M	73.388M
5690MHz Straddle 5.725-5.85GHz	Pass	500k	3.7M	4.118M	3.4M	4.138M
5775MHz	Pass	500k	75.12M	78.081M	75.48M	78.681M
802.11ax HEW160_Nss2,(MCS0)_2TX	-	-	-	-	-	-
5250MHz Straddle 5.15-5.25GHz	Pass	Inf	82.8M	78.041M	82.16M	78.201M
5250MHz Straddle 5.25-5.35GHz	Pass	Inf	82.32M	78.041M	82.56M	77.961M
5570MHz	Pass	Inf	165.12M	155.922M	164.4M	155.922M

Port X-N dB = Port X 6dB down bandwidth for 5.725-5.85GHz band / 26dB down bandwidth for other band
 Port X-OBW = Port X 99% occupied bandwidth

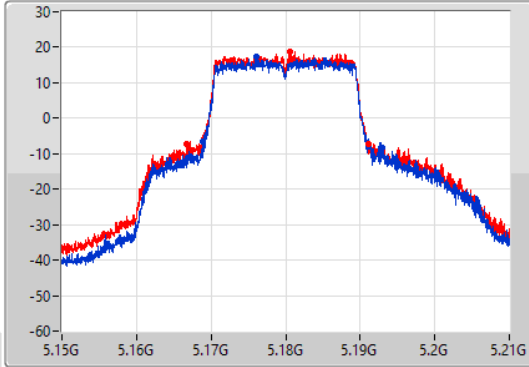
802.11ax HEW20_Nss2,(MCS0)_2TX

EBW

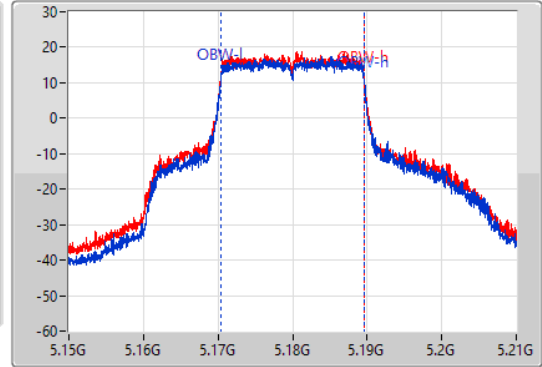
5180MHz

19/05/2022

CF: 5.18GHz
 Span: 60MHz
 RBW: 300kHz
 VBW: 1MHz
 Sweep Time: 100ms
 Detector Type: Peak



CF: 5.18GHz
 Span: 60MHz
 RBW: 300kHz
 VBW: 1MHz
 Sweep Time: 100ms
 Detector Type: Peak



26dB(Hz)	Fl-26dB(Hz)	Fh-26dB(Hz)	OBW(Hz)	Fl-OBW(Hz)	Fh-OBW(Hz)	Limit(Hz)	Port
24.09M	5.16881G	5.1929G	19.19M	5.170375G	5.189565G	Inf	1
24.45M	5.16674G	5.19119G	19.19M	5.170375G	5.189565G	Inf	2

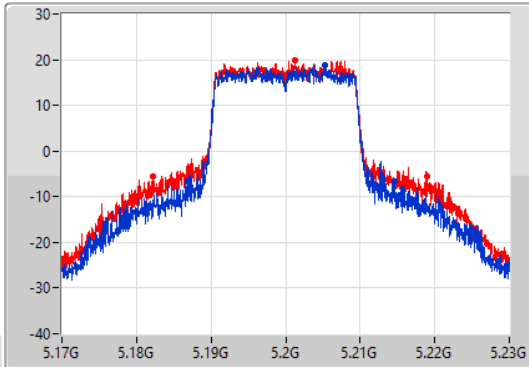
802.11ax HEW20_Nss2,(MCS0)_2TX

EBW

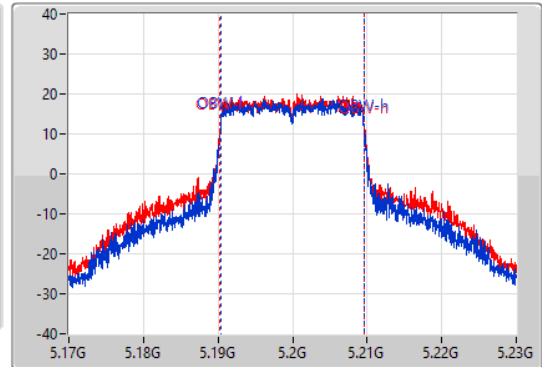
5200MHz

19/05/2022

CF: 5.2GHz
 Span: 60MHz
 RBW: 300kHz
 VBW: 1MHz
 Sweep Time: 100ms
 Detector Type: Peak



CF: 5.2GHz
 Span: 60MHz
 RBW: 300kHz
 VBW: 1MHz
 Sweep Time: 100ms
 Detector Type: Peak



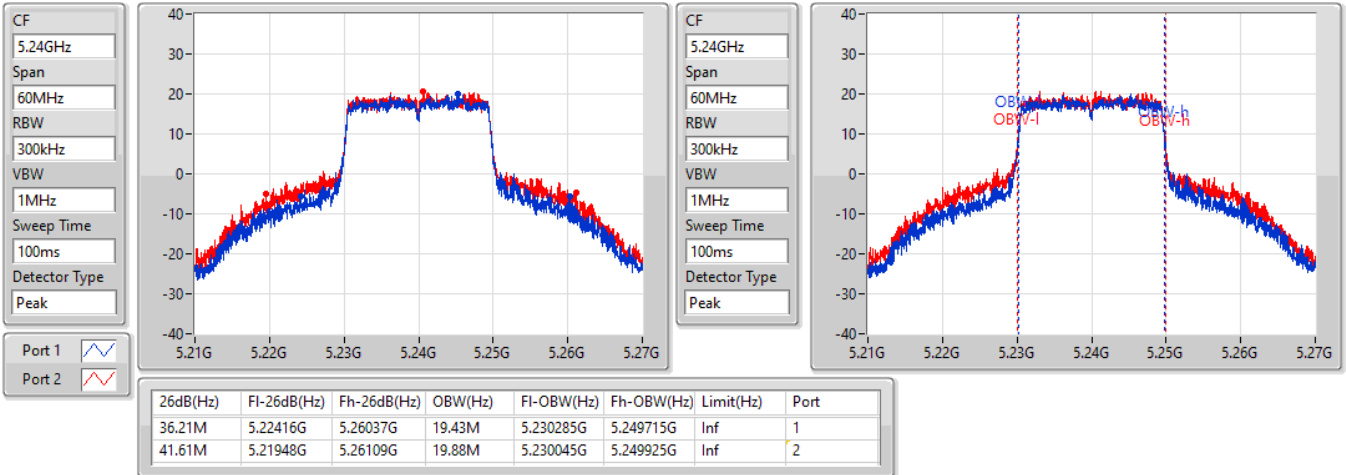
26dB(Hz)	Fl-26dB(Hz)	Fh-26dB(Hz)	OBW(Hz)	Fl-OBW(Hz)	Fh-OBW(Hz)	Limit(Hz)	Port
27.84M	5.18683G	5.21467G	19.25M	5.190345G	5.209595G	Inf	1
36.81M	5.18218G	5.21899G	19.43M	5.190255G	5.209685G	Inf	2

802.11ax HEW20_Nss2,(MCS0)_2TX

EBW

5240MHz

19/05/2022

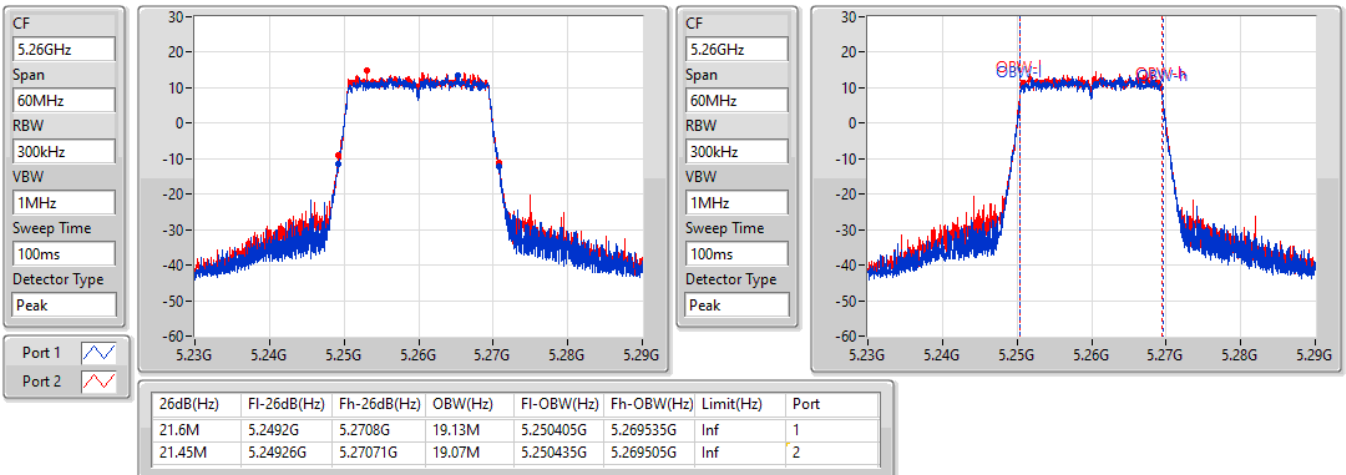


802.11ax HEW20_Nss2,(MCS0)_2TX

EBW

5260MHz

19/05/2022



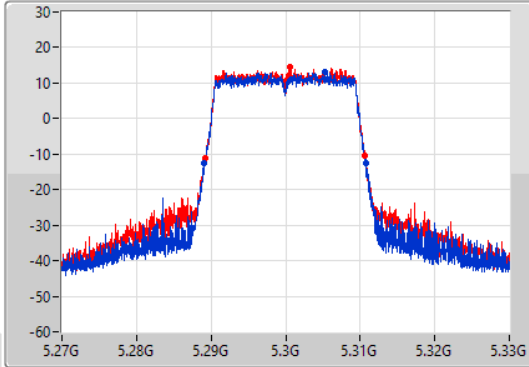
802.11ax HEW20_Nss2,(MCS0)_2TX

EBW

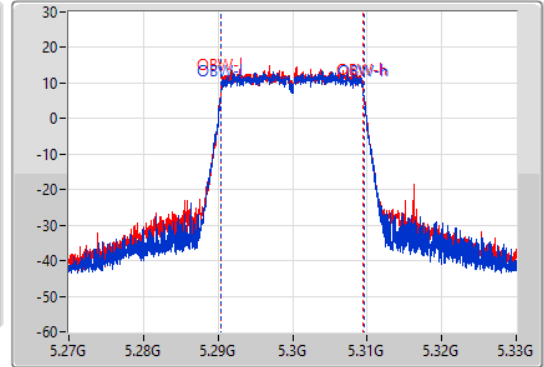
5300MHz

19/05/2022

CF
5.3GHz
Span
60MHz
RBW
300kHz
VBW
1MHz
Sweep Time
100ms
Detector Type
Peak



CF
5.3GHz
Span
60MHz
RBW
300kHz
VBW
1MHz
Sweep Time
100ms
Detector Type
Peak



26dB(Hz)	Fl-26dB(Hz)	Fh-26dB(Hz)	OBW(Hz)	Fl-OBW(Hz)	Fh-OBW(Hz)	Limit(Hz)	Port
21.75M	5.28902G	5.31077G	19.13M	5.290405G	5.309535G	Inf	1
21.42M	5.28926G	5.31068G	19.07M	5.290435G	5.309505G	Inf	2

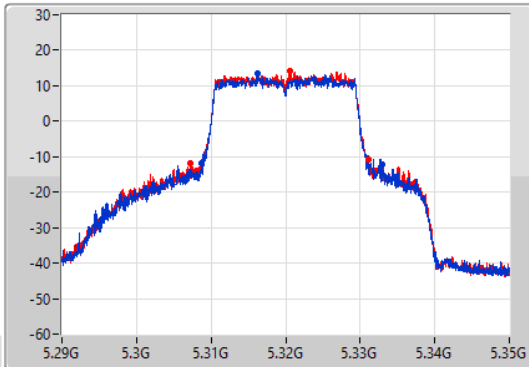
802.11ax HEW20_Nss2,(MCS0)_2TX

EBW

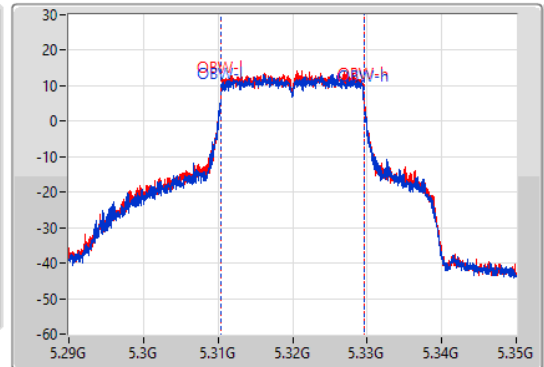
5320MHz

19/05/2022

CF
5.32GHz
Span
60MHz
RBW
300kHz
VBW
1MHz
Sweep Time
100ms
Detector Type
Peak



CF
5.32GHz
Span
60MHz
RBW
300kHz
VBW
1MHz
Sweep Time
100ms
Detector Type
Peak



26dB(Hz)	Fl-26dB(Hz)	Fh-26dB(Hz)	OBW(Hz)	Fl-OBW(Hz)	Fh-OBW(Hz)	Limit(Hz)	Port
24.09M	5.30878G	5.33287G	19.19M	5.310345G	5.329535G	Inf	1
23.85M	5.30722G	5.33107G	19.16M	5.310375G	5.329535G	Inf	2

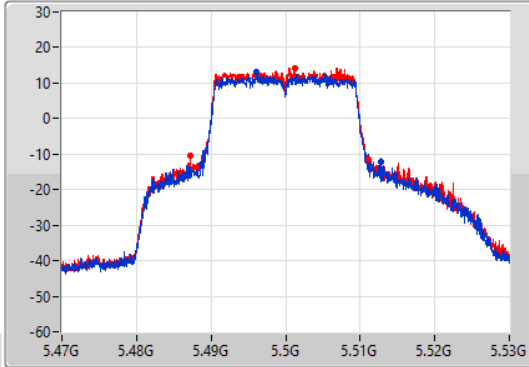
802.11ax HEW20_Nss2,(MCS0)_2TX

EBW

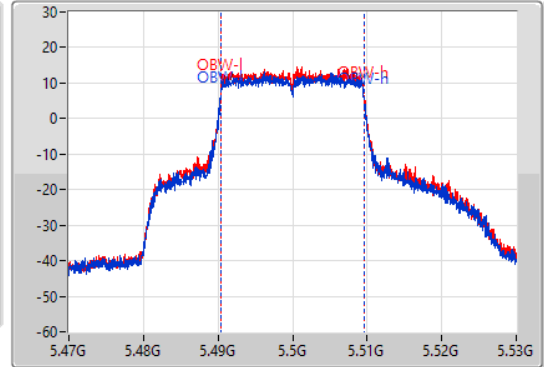
5500MHz

19/05/2022

CF
5.5GHz
Span
60MHz
RBW
300kHz
VBW
1MHz
Sweep Time
100ms
Detector Type
Peak



CF
5.5GHz
Span
60MHz
RBW
300kHz
VBW
1MHz
Sweep Time
100ms
Detector Type
Peak



26dB(Hz)	Fl-26dB(Hz)	Fh-26dB(Hz)	OBW(Hz)	Fl-OBW(Hz)	Fh-OBW(Hz)	Limit(Hz)	Port
24.15M	5.48869G	5.51284G	19.22M	5.490345G	5.509565G	Inf	1
23.79M	5.48725G	5.51104G	19.19M	5.490375G	5.509565G	Inf	2

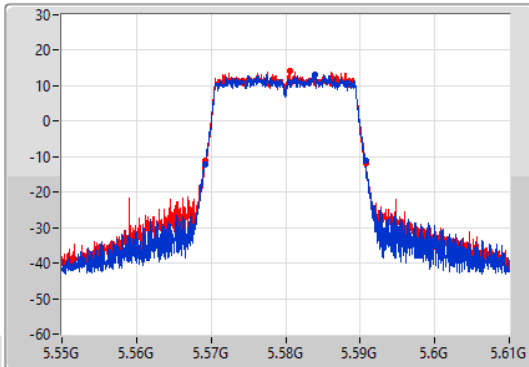
802.11ax HEW20_Nss2,(MCS0)_2TX

EBW

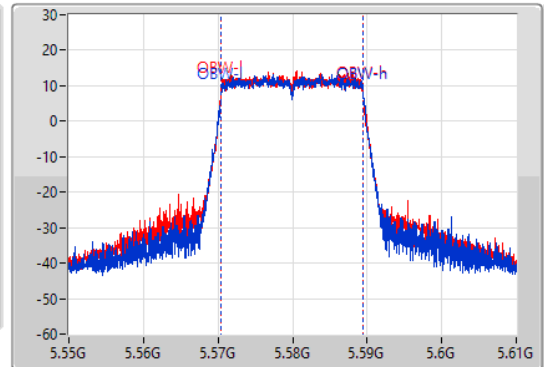
5580MHz

19/05/2022

CF
5.58GHz
Span
60MHz
RBW
300kHz
VBW
1MHz
Sweep Time
100ms
Detector Type
Peak



CF
5.58GHz
Span
60MHz
RBW
300kHz
VBW
1MHz
Sweep Time
100ms
Detector Type
Peak



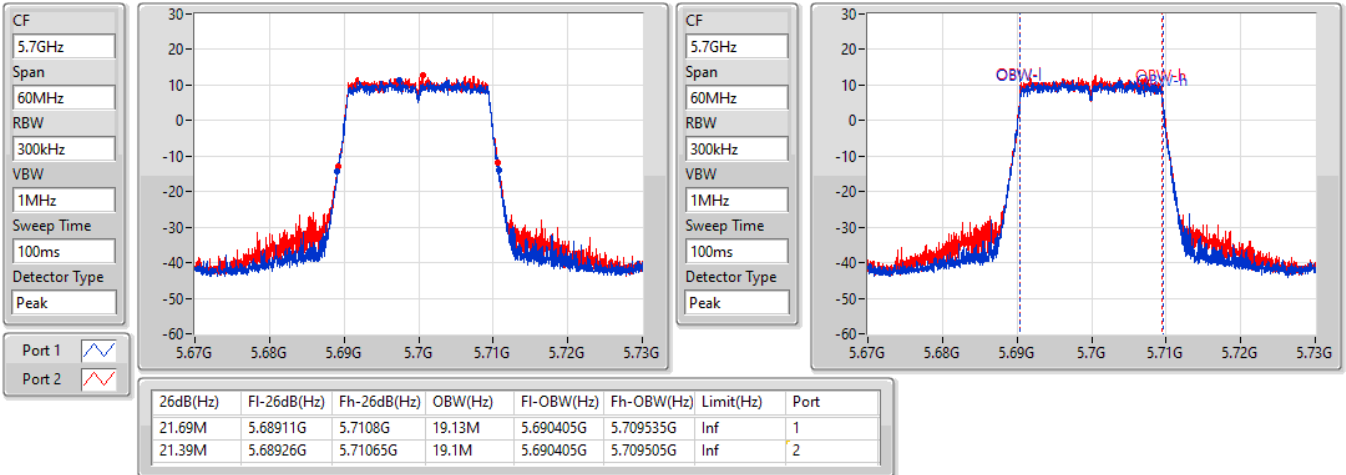
26dB(Hz)	Fl-26dB(Hz)	Fh-26dB(Hz)	OBW(Hz)	Fl-OBW(Hz)	Fh-OBW(Hz)	Limit(Hz)	Port
21.51M	5.5692G	5.59071G	19.1M	5.570405G	5.589505G	Inf	1
21.45M	5.56929G	5.59074G	19.07M	5.570435G	5.589505G	Inf	2

802.11ax HEW20_Nss2,(MCS0)_2TX

EBW

5700MHz

19/05/2022

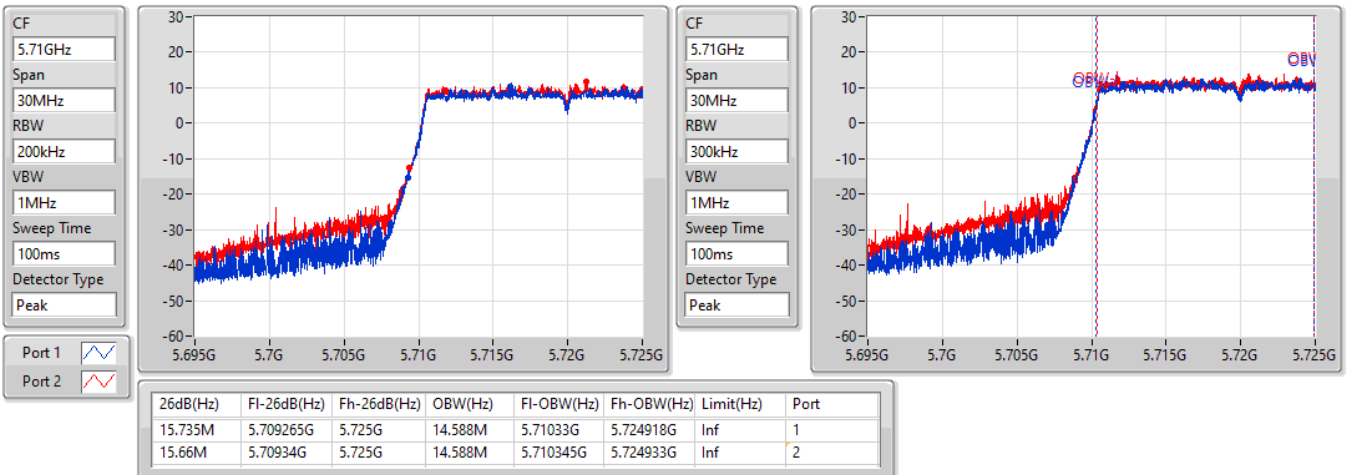


802.11ax HEW20_Nss2,(MCS0)_2TX

EBW

5720MHz Straddle 5.47-5.725GHz

19/05/2022

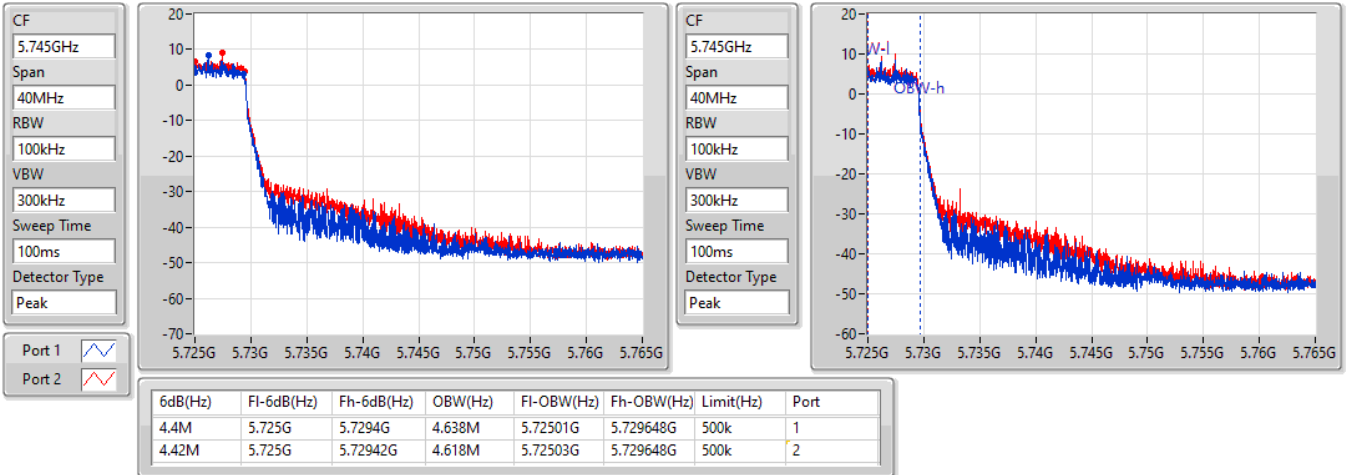


802.11ax HEW20_Nss2,(MCS0)_2TX

EBW

5720MHz Straddle 5.725-5.85GHz

19/05/2022

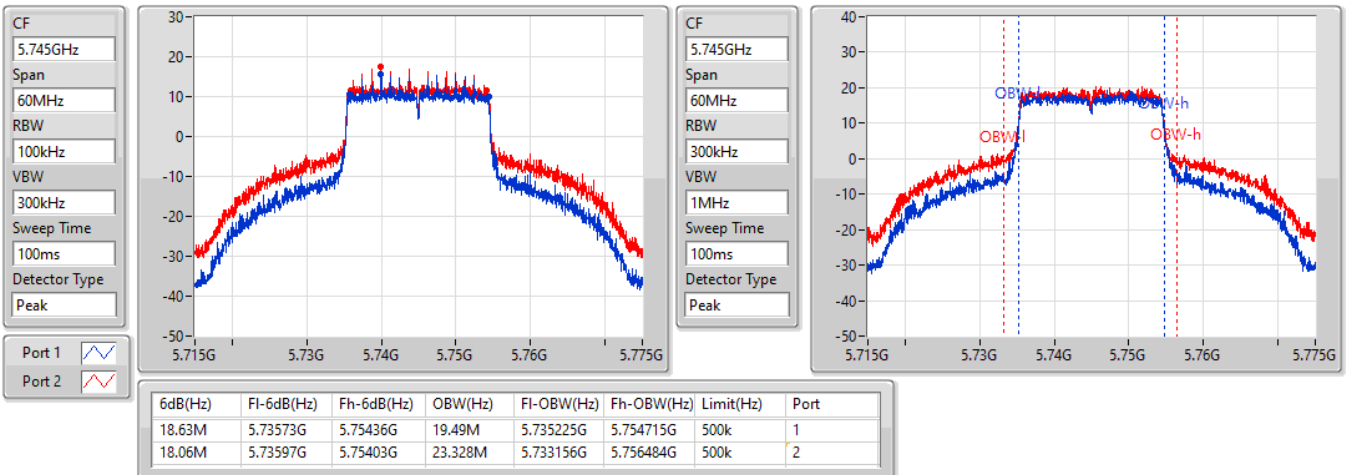


802.11ax HEW20_Nss2,(MCS0)_2TX

EBW

5745MHz

19/05/2022

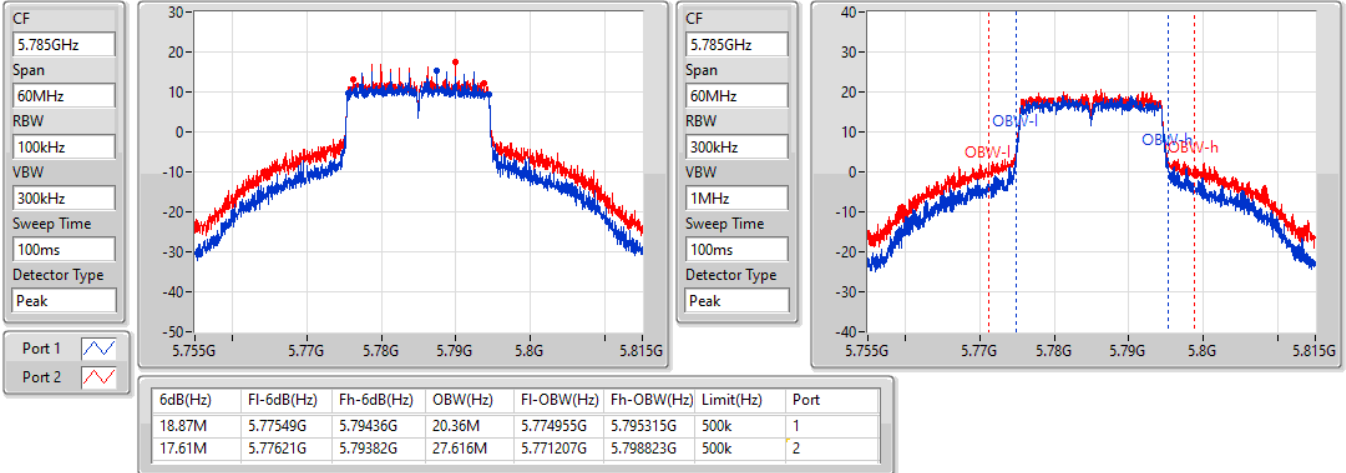


802.11ax HEW20_Nss2,(MCS0)_2TX

EBW

5785MHz

19/05/2022

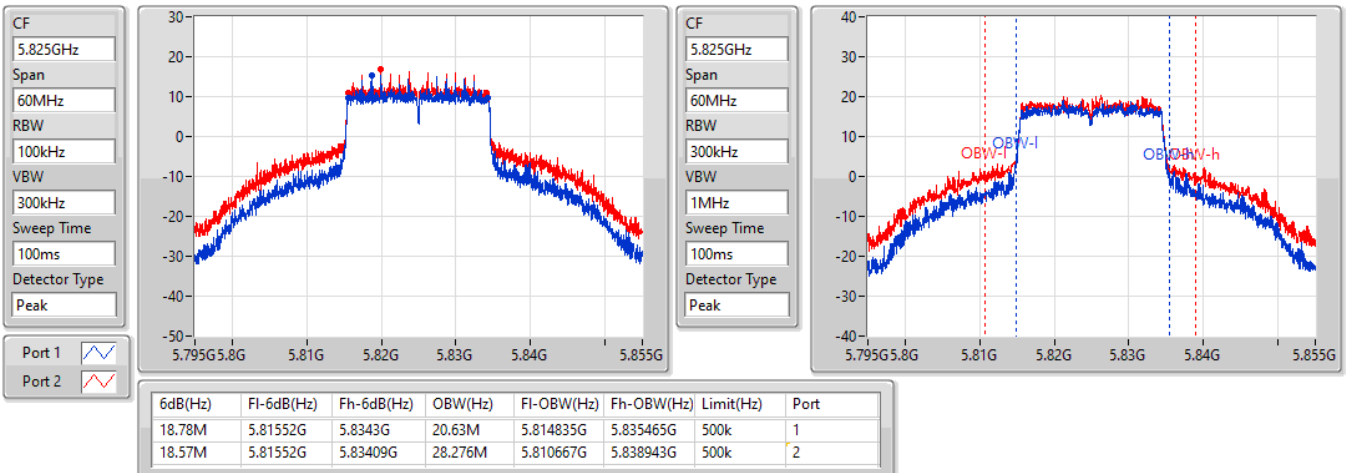


802.11ax HEW20_Nss2,(MCS0)_2TX

EBW

5825MHz

19/05/2022

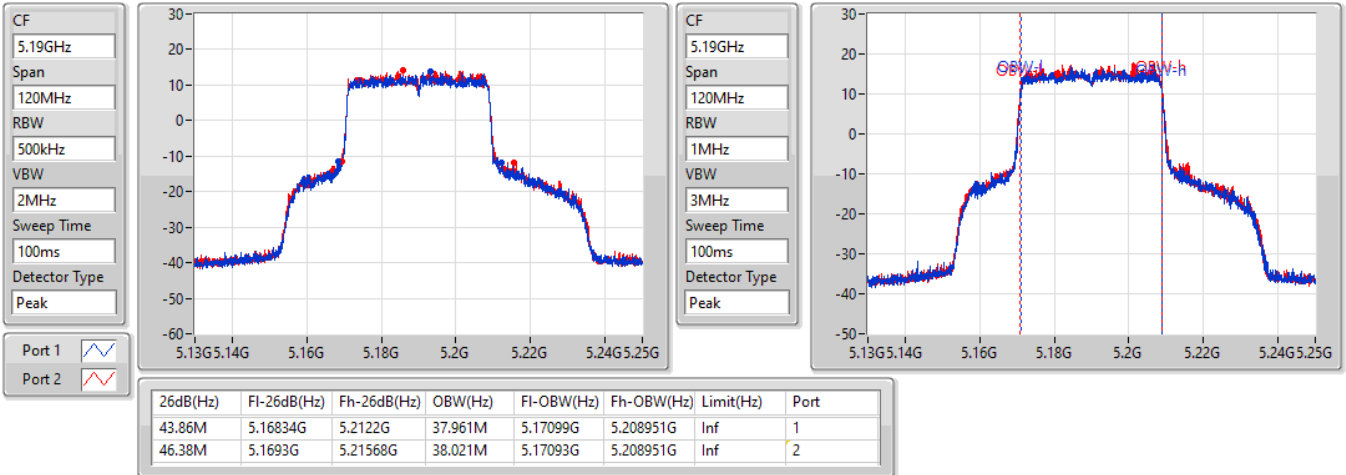


802.11ax HEW40_Nss2,(MCS0)_2TX

EBW

5190MHz

19/05/2022

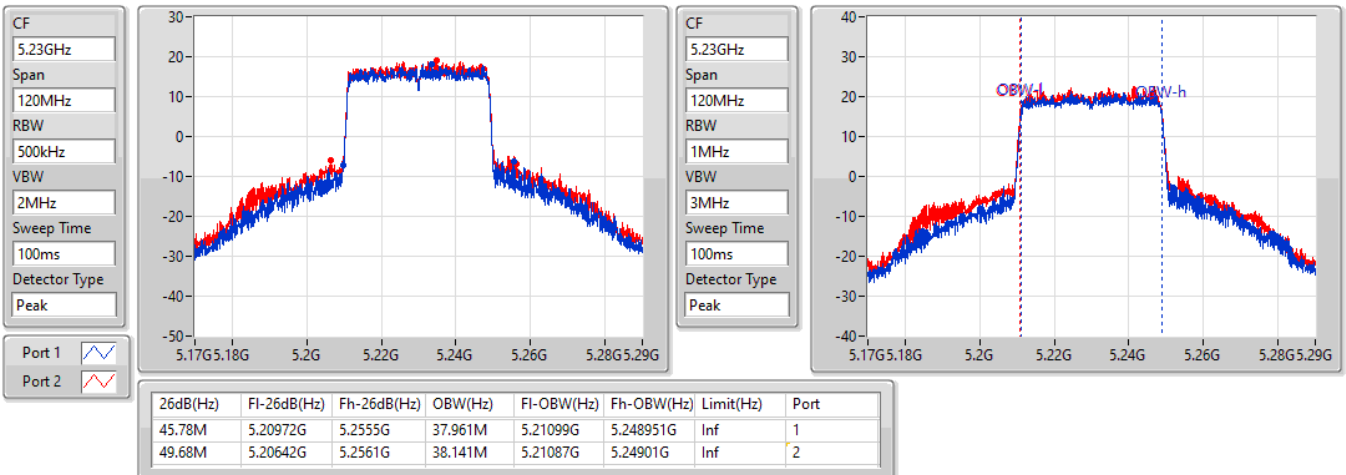


802.11ax HEW40_Nss2,(MCS0)_2TX

EBW

5230MHz

19/05/2022

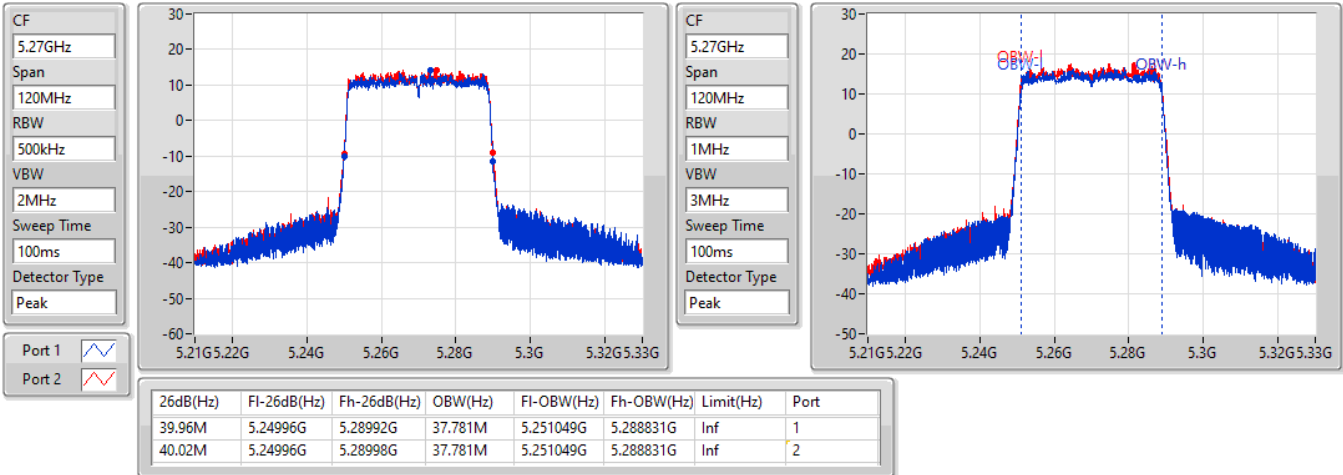


802.11ax HEW40_Nss2,(MCS0)_2TX

EBW

5270MHz

19/05/2022

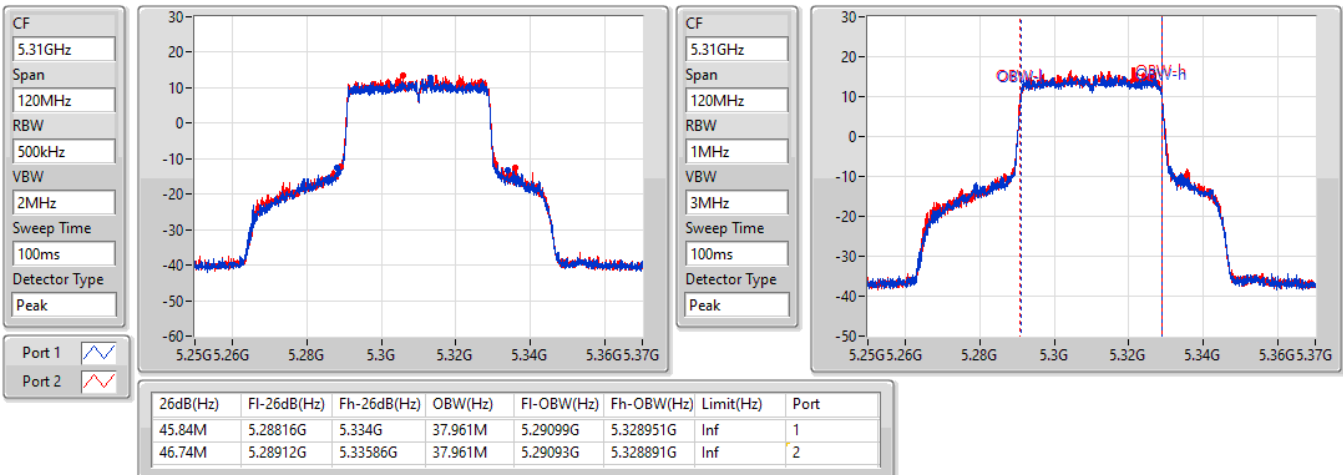


802.11ax HEW40_Nss2,(MCS0)_2TX

EBW

5310MHz

19/05/2022

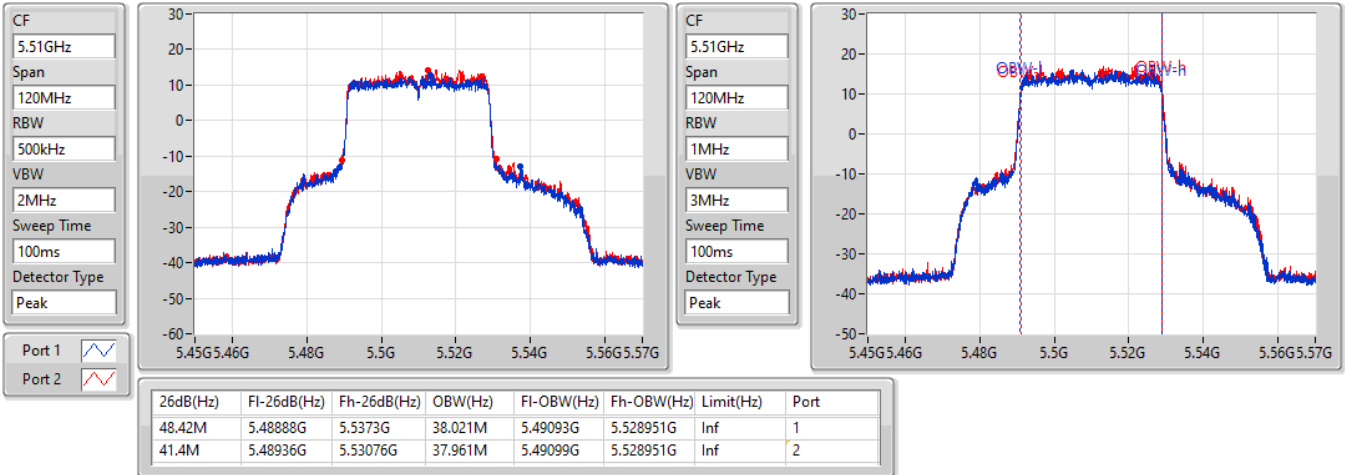


802.11ax HEW40_Nss2,(MCS0)_2TX

EBW

5510MHz

19/05/2022

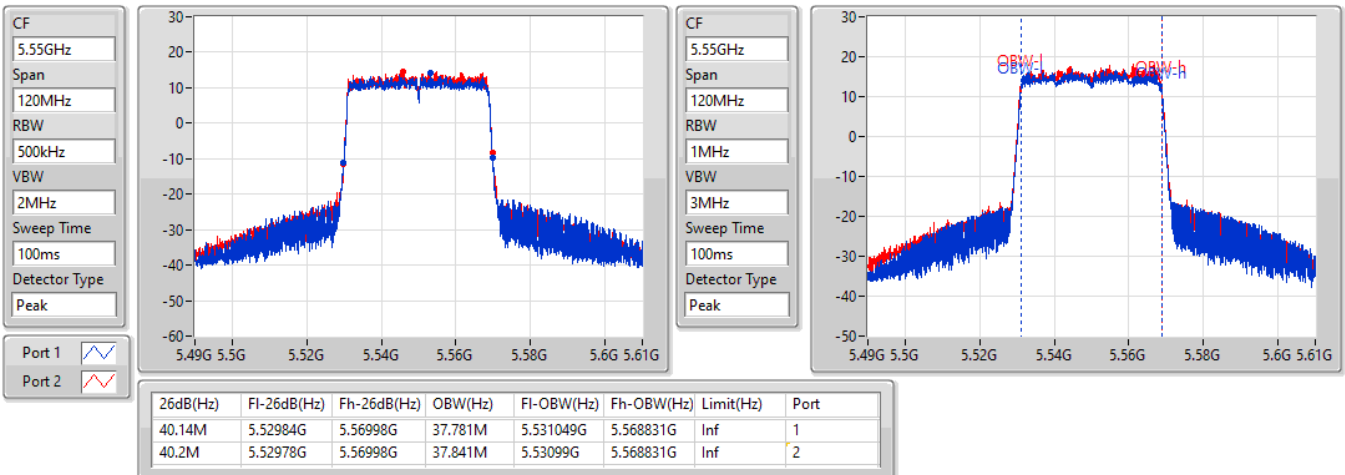


802.11ax HEW40_Nss2,(MCS0)_2TX

EBW

5550MHz

19/05/2022

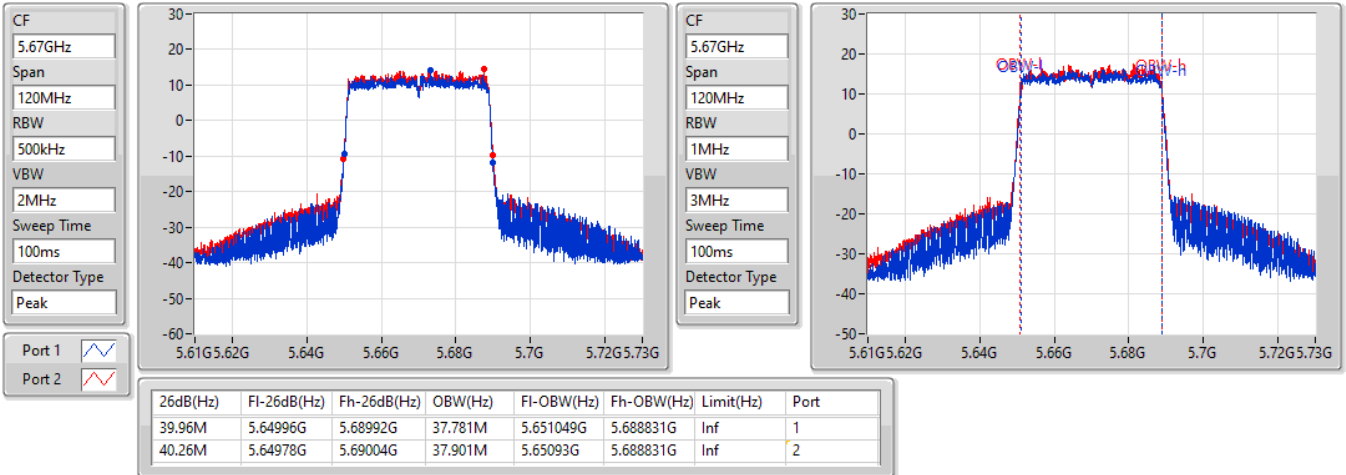


802.11ax HEW40_Nss2,(MCS0)_2TX

EBW

5670MHz

19/05/2022

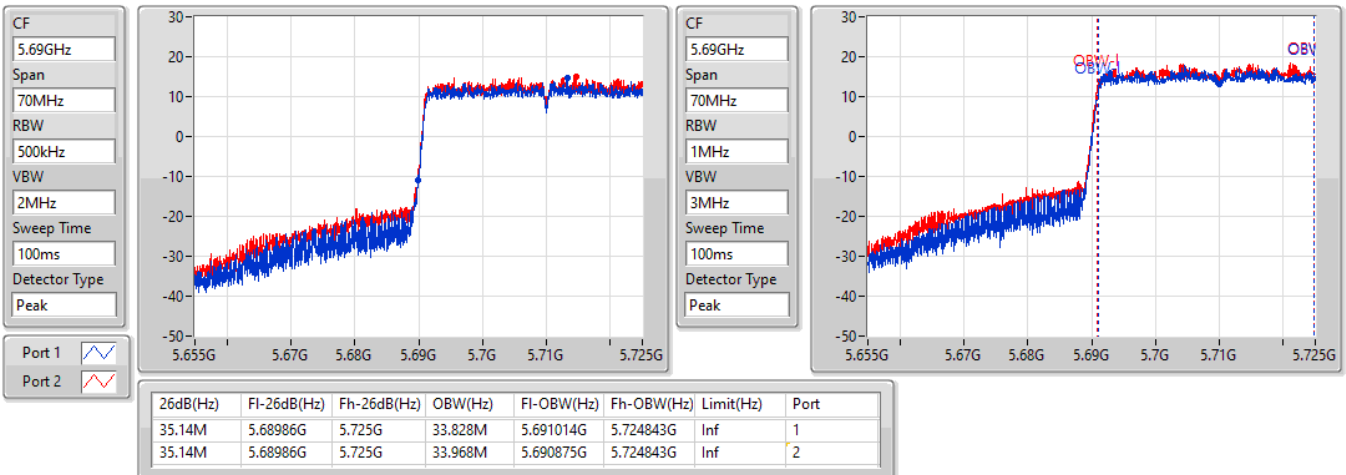


802.11ax HEW40_Nss2,(MCS0)_2TX

EBW

5710MHz Straddle 5.47-5.725GHz

19/05/2022

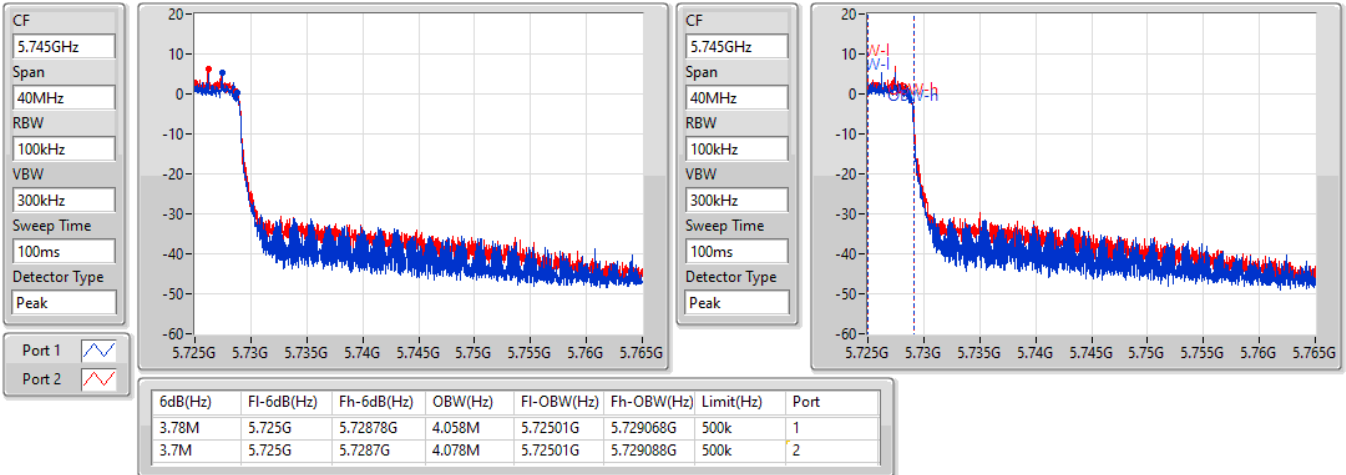


802.11ax HEW40_Nss2,(MCS0)_2TX

EBW

5710MHz Straddle 5.725-5.85GHz

19/05/2022

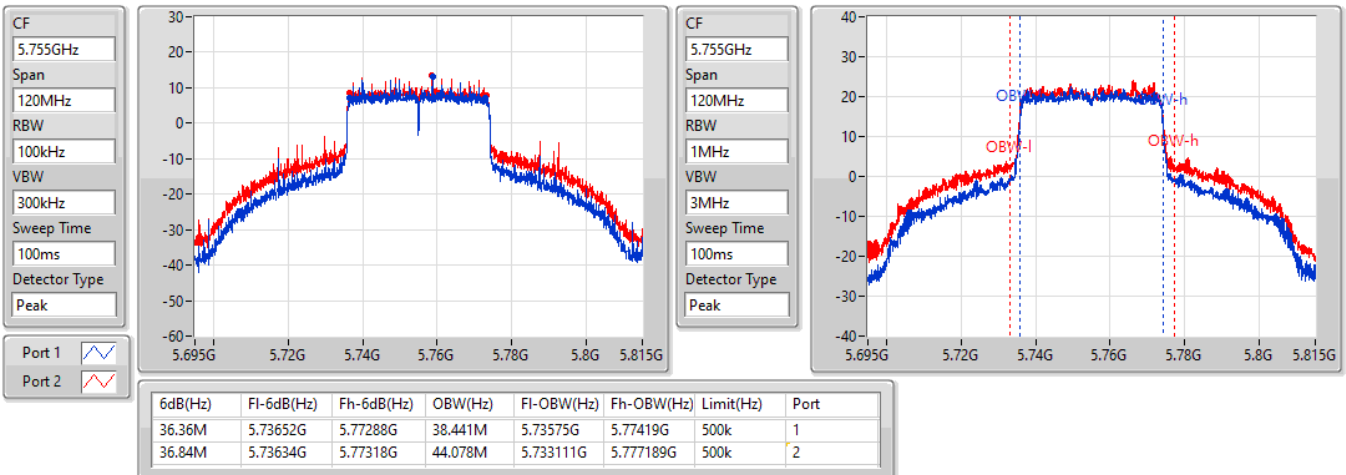


802.11ax HEW40_Nss2,(MCS0)_2TX

EBW

5755MHz

19/05/2022



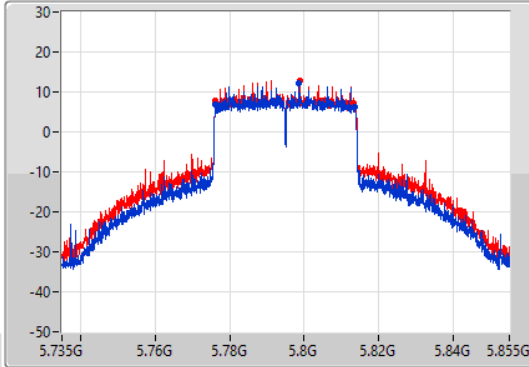
802.11ax HEW40_Nss2,(MCS0)_2TX

EBW

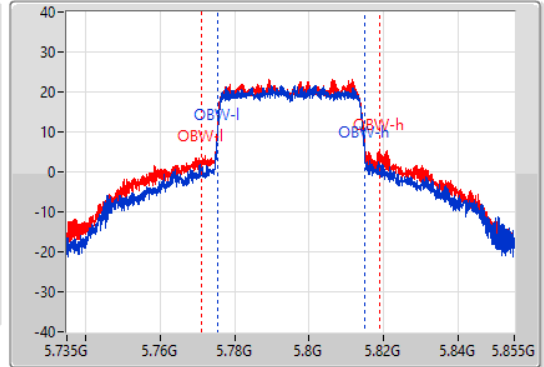
5795MHz

19/05/2022

CF
5.795GHz
Span
120MHz
RBW
100kHz
VBW
300kHz
Sweep Time
100ms
Detector Type
Peak



CF
5.795GHz
Span
120MHz
RBW
1MHz
VBW
3MHz
Sweep Time
100ms
Detector Type
Peak



6dB(Hz)	Fl-6dB(Hz)	Fh-6dB(Hz)	OBW(Hz)	Fl-OBW(Hz)	Fh-OBW(Hz)	Limit(Hz)	Port
37.26M	5.77616G	5.81342G	39.52M	5.77539G	5.81491G	500k	1
36.9M	5.77628G	5.81318G	47.916M	5.771132G	5.819048G	500k	2

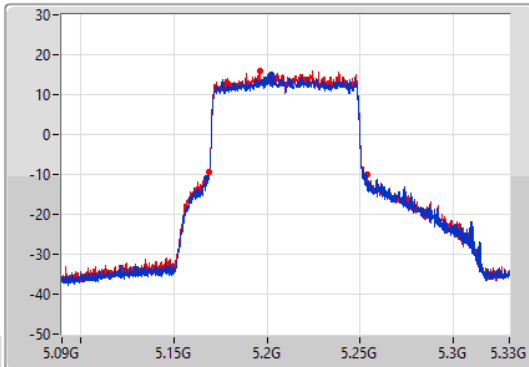
802.11ax HEW80_Nss2,(MCS0)_2TX

EBW

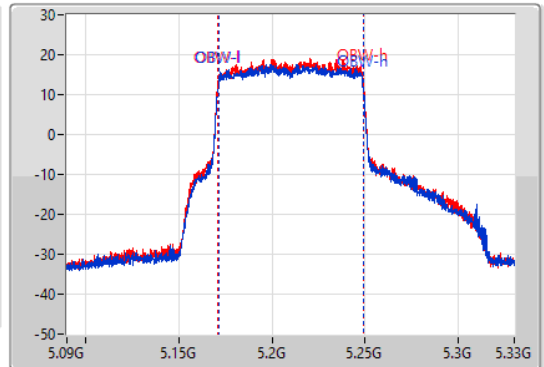
5210MHz

19/05/2022

CF
5.21GHz
Span
240MHz
RBW
1MHz
VBW
3MHz
Sweep Time
100ms
Detector Type
Peak



CF
5.21GHz
Span
240MHz
RBW
2MHz
VBW
10MHz
Sweep Time
100ms
Detector Type
Peak



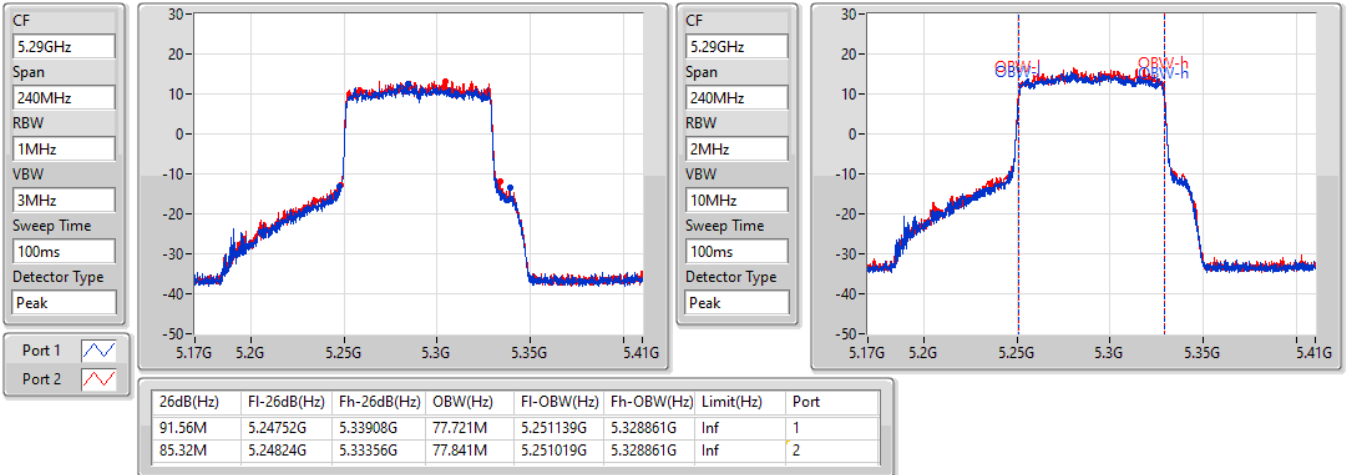
26dB(Hz)	Fl-26dB(Hz)	Fh-26dB(Hz)	OBW(Hz)	Fl-OBW(Hz)	Fh-OBW(Hz)	Limit(Hz)	Port
84.96M	5.16752G	5.25248G	77.721M	5.171259G	5.248981G	Inf	1
84.96M	5.16884G	5.2538G	77.961M	5.171139G	5.2491G	Inf	2

802.11ax HEW80_Nss2,(MCS0)_2TX

EBW

5290MHz

19/05/2022

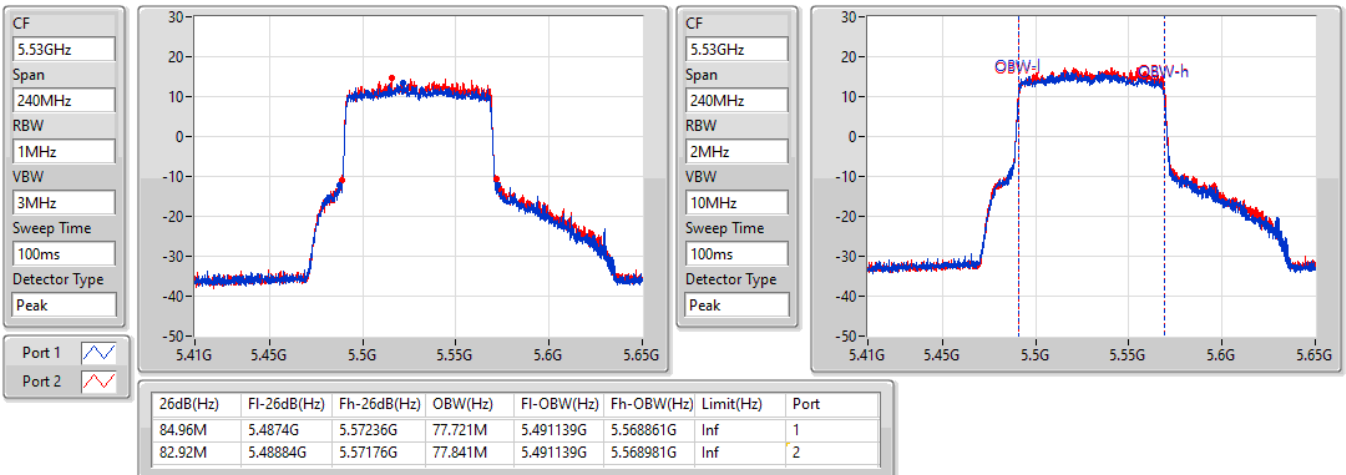


802.11ax HEW80_Nss2,(MCS0)_2TX

EBW

5530MHz

19/05/2022



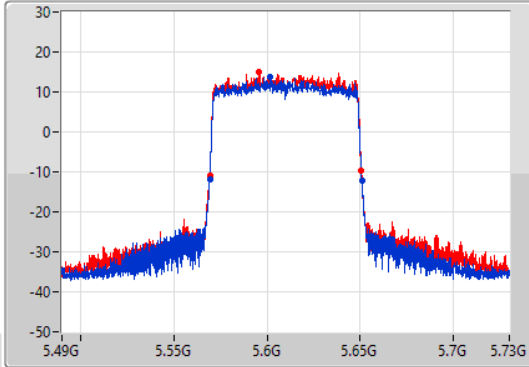
802.11ax HEW80_Nss2,(MCS0)_2TX

EBW

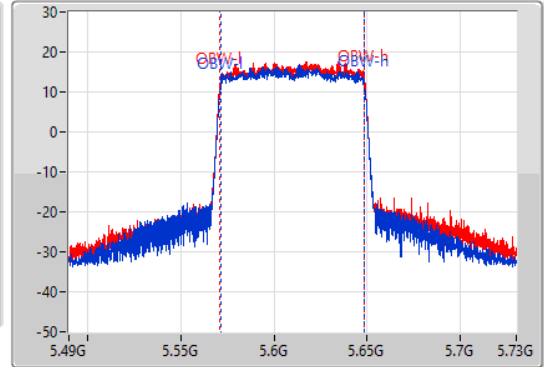
5610MHz

19/05/2022

CF
5.61GHz
Span
240MHz
RBW
1MHz
VBW
3MHz
Sweep Time
100ms
Detector Type
Peak



CF
5.61GHz
Span
240MHz
RBW
2MHz
VBW
10MHz
Sweep Time
100ms
Detector Type
Peak



26dB(Hz)	Fl-26dB(Hz)	Fh-26dB(Hz)	OBW(Hz)	Fl-OBW(Hz)	Fh-OBW(Hz)	Limit(Hz)	Port
81.6M	5.56932G	5.65092G	77.361M	5.571259G	5.648621G	Inf	1
81.36M	5.56932G	5.65068G	77.601M	5.571139G	5.648741G	Inf	2

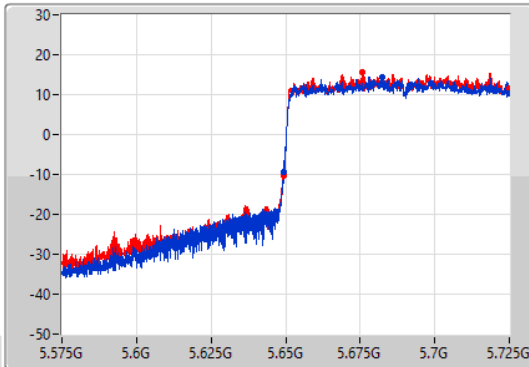
802.11ax HEW80_Nss2,(MCS0)_2TX

EBW

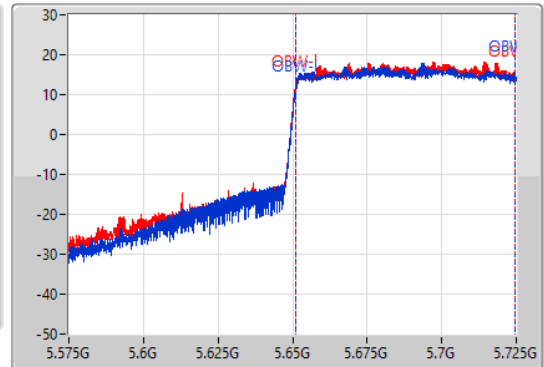
5690MHz Straddle 5.47-5.725GHz

19/05/2022

CF
5.65GHz
Span
150MHz
RBW
1MHz
VBW
3MHz
Sweep Time
100ms
Detector Type
Peak



CF
5.65GHz
Span
150MHz
RBW
2MHz
VBW
10MHz
Sweep Time
100ms
Detector Type
Peak



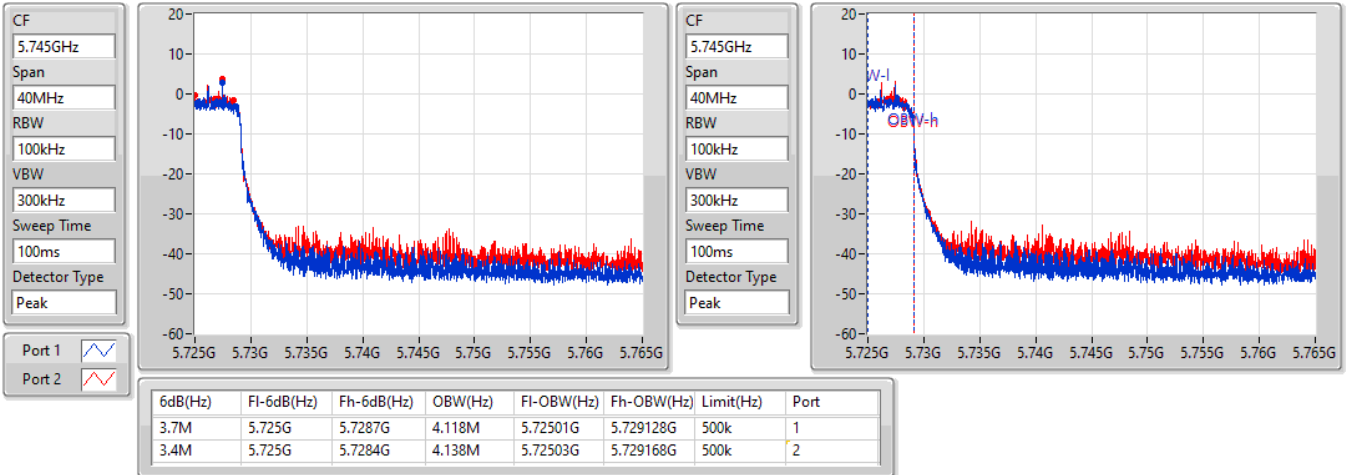
26dB(Hz)	Fl-26dB(Hz)	Fh-26dB(Hz)	OBW(Hz)	Fl-OBW(Hz)	Fh-OBW(Hz)	Limit(Hz)	Port
75.675M	5.649325G	5.725G	73.388M	5.651199G	5.724588G	Inf	1
75.825M	5.649175G	5.725G	73.388M	5.651124G	5.724513G	Inf	2

802.11ax HEW80_Nss2,(MCS0)_2TX

EBW

5690MHz Straddle 5.725-5.85GHz

19/05/2022

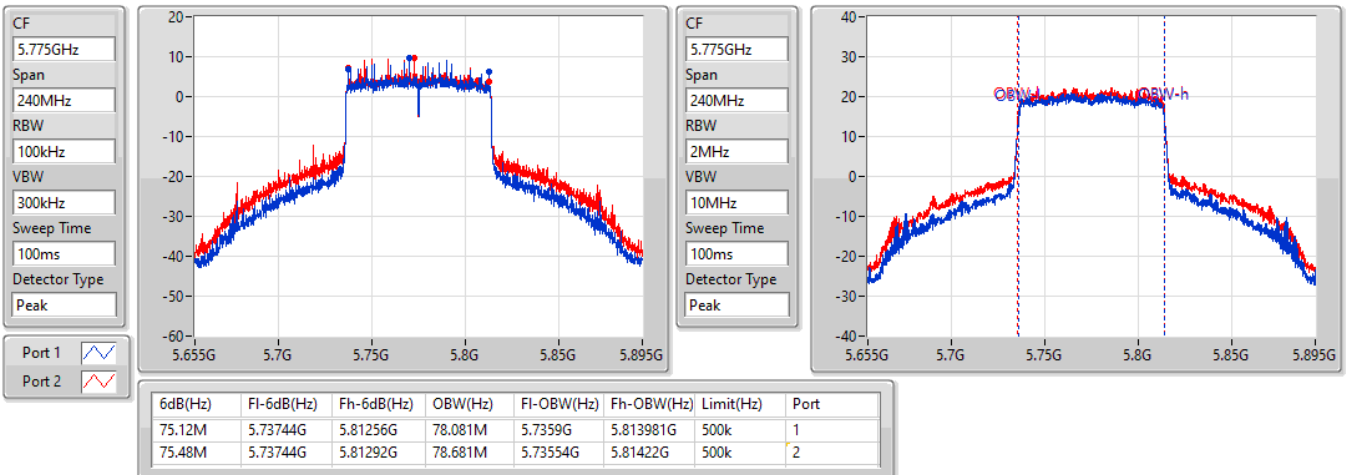


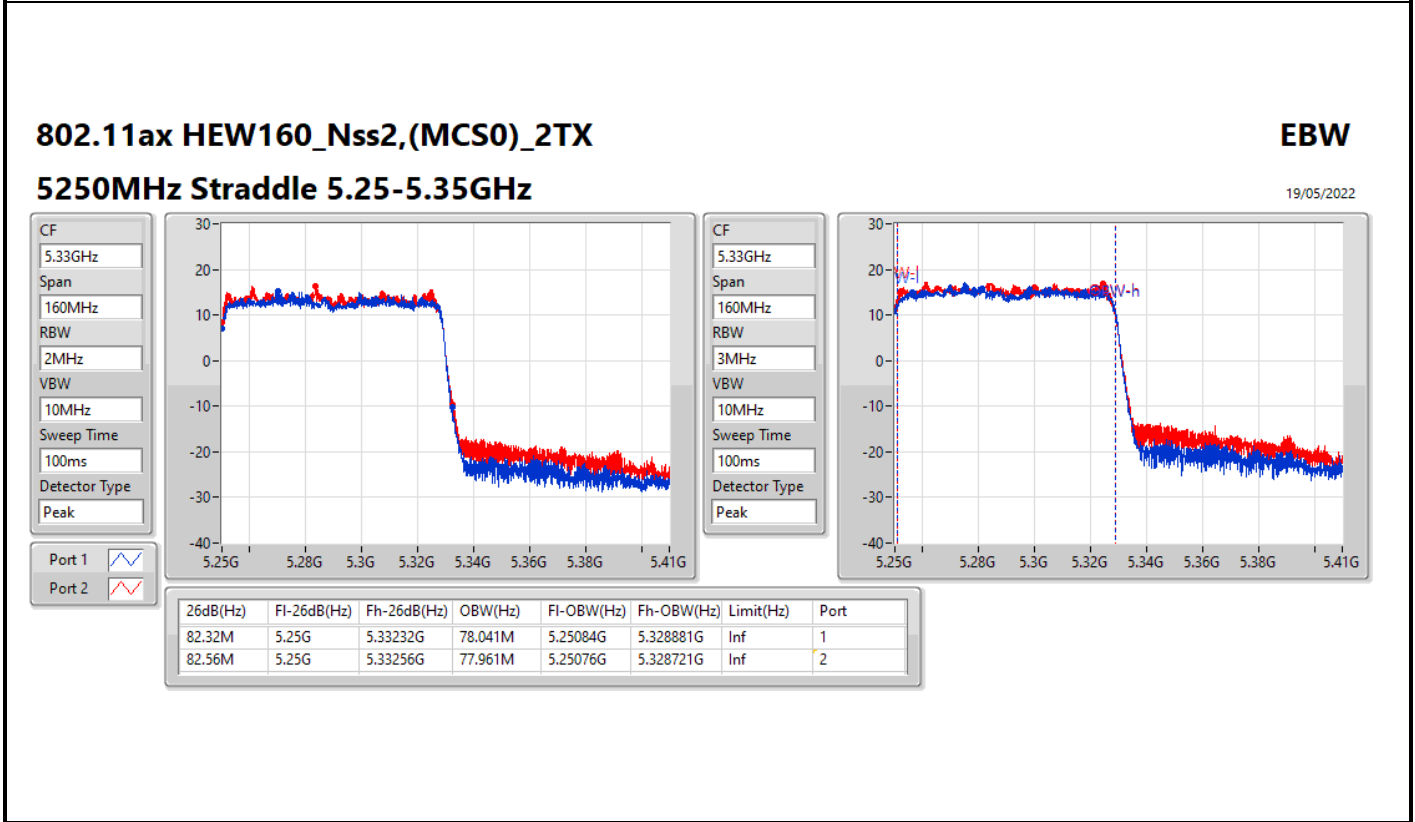
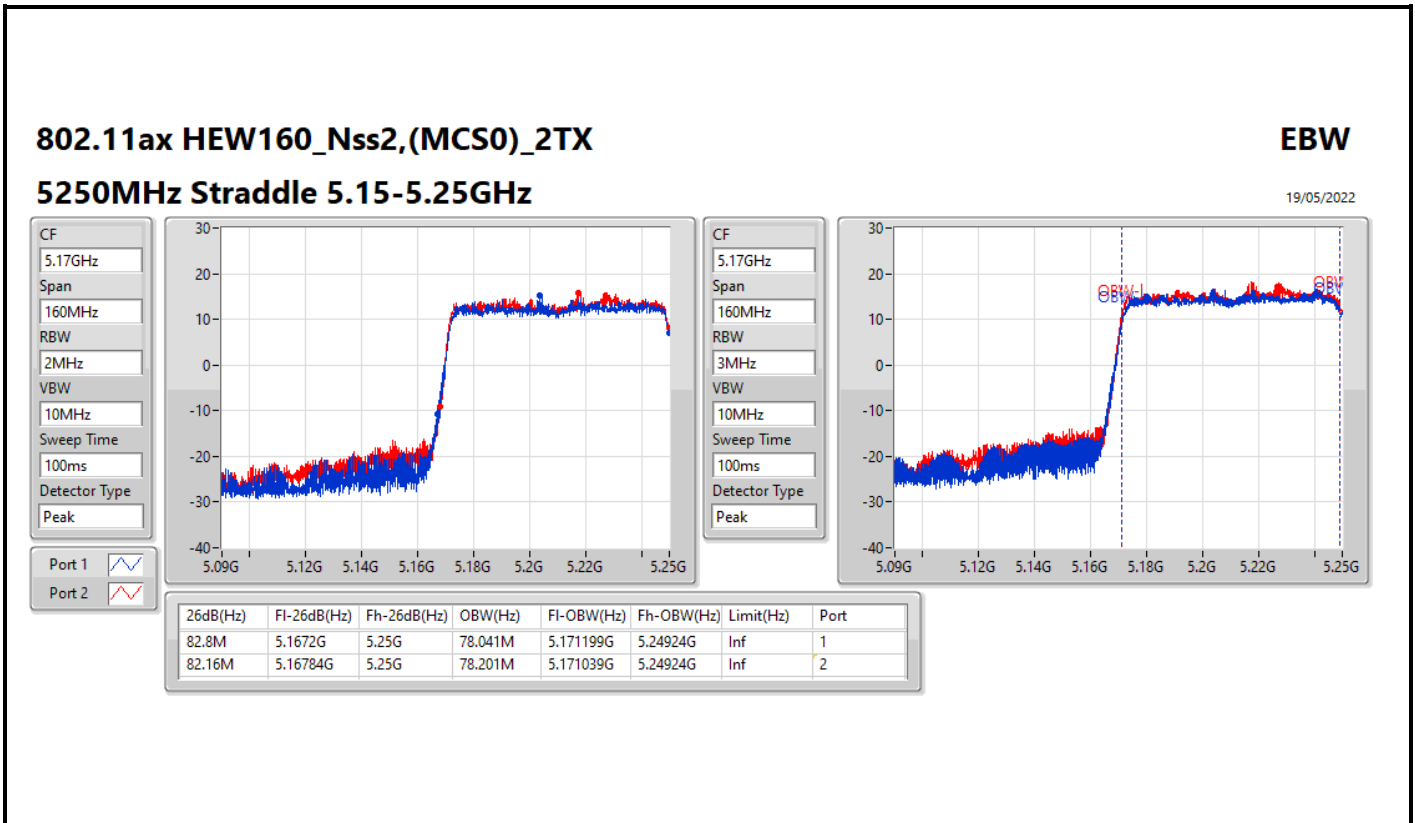
802.11ax HEW80_Nss2,(MCS0)_2TX

EBW

5775MHz

19/05/2022





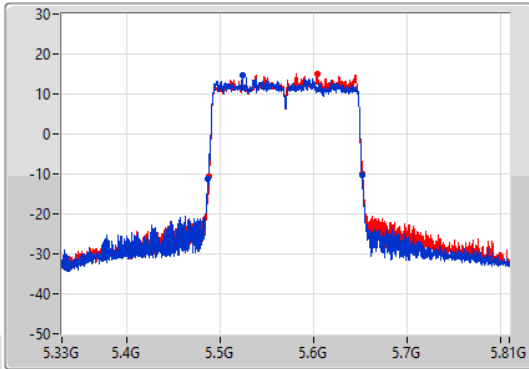
802.11ax HEW160_Nss2,(MCS0)_2TX

EBW

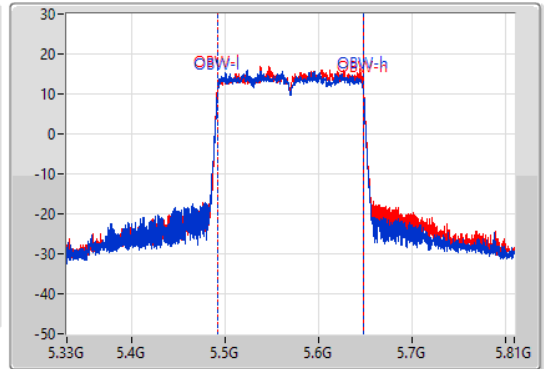
5570MHz

19/05/2022

CF
5.57GHz
Span
480MHz
RBW
2MHz
VBW
10MHz
Sweep Time
100ms
Detector Type
Peak



CF
5.57GHz
Span
480MHz
RBW
3MHz
VBW
10MHz
Sweep Time
100ms
Detector Type
Peak



26dB(Hz)	Fl-26dB(Hz)	Fh-26dB(Hz)	OBW(Hz)	Fl-OBW(Hz)	Fh-OBW(Hz)	Limit(Hz)	Port
165.12M	5.48696G	5.65208G	155.922M	5.492039G	5.647961G	Inf	1
164.4M	5.48792G	5.65232G	155.922M	5.492039G	5.647961G	Inf	2



Summary

Mode	Max-N dB (Hz)	Max-OBW (Hz)	ITU-Code	Min-N dB (Hz)	Min-OBW (Hz)
5.15-5.25GHz	-	-	-	-	-
802.11ax HEW20-BF_Nss1,(MCS0)_2TX	37.62M	19.55M	19M5D1D	23.19M	19.16M
802.11ax HEW40-BF_Nss1,(MCS0)_2TX	49.92M	38.021M	38M0D1D	42.54M	37.901M
802.11ax HEW80-BF_Nss1,(MCS0)_2TX	84.24M	77.601M	77M6D1D	84.24M	77.601M
802.11ax HEW160-BF_Nss1,(MCS0)_2TX	82.56M	78.201M	78M2D1D	82.08M	78.041M
5.25-5.35GHz	-	-	-	-	-
802.11ax HEW20-BF_Nss1,(MCS0)_2TX	22.56M	19.19M	19M2D1D	21.51M	19.04M
802.11ax HEW40-BF_Nss1,(MCS0)_2TX	43.62M	37.901M	37M9D1D	40.08M	37.721M
802.11ax HEW80-BF_Nss1,(MCS0)_2TX	84.84M	77.721M	77M7D1D	82.68M	77.601M
802.11ax HEW160-BF_Nss1,(MCS0)_2TX	82.4M	78.201M	78M2D1D	82.16M	78.201M
5.47-5.725GHz	-	-	-	-	-
802.11ax HEW20-BF_Nss1,(MCS0)_2TX	22.47M	19.19M	19M2D1D	15.735M	14.573M
802.11ax HEW40-BF_Nss1,(MCS0)_2TX	43.5M	37.901M	37M9D1D	35.07M	33.793M
802.11ax HEW80-BF_Nss1,(MCS0)_2TX	84.24M	77.721M	77M7D1D	75.975M	73.313M
802.11ax HEW160-BF_Nss1,(MCS0)_2TX	164.88M	156.162M	156MD1D	164.64M	156.162M
5.725-5.85GHz	-	-	-	-	-
802.11ax HEW20-BF_Nss1,(MCS0)_2TX	18.93M	28.606M	28M6D1D	4.4M	4.578M
802.11ax HEW40-BF_Nss1,(MCS0)_2TX	37.44M	54.153M	54M2D1D	3.68M	4.038M
802.11ax HEW80-BF_Nss1,(MCS0)_2TX	76.08M	79.4M	79M4D1D	3.68M	4.098M

Max-N dB = Maximum 6dB down bandwidth for 5.725-5.85GHz band / Maximum 26dB down bandwidth for other band;
 Max-OBW = Maximum 99% occupied bandwidth;
 Min-N dB = Minimum 6dB down bandwidth for 5.725-5.85GHz band / Maximum 26dB down bandwidth for other band;
 Min-OBW = Minimum 99% occupied bandwidth



Result

Mode	Result	Limit (Hz)	Port 1-N dB (Hz)	Port 1-OBW (Hz)	Port 2-N dB (Hz)	Port 2-OBW (Hz)
802.11ax HEW20-BF_Nss1,(MCS0)_2TX	-	-	-	-	-	-
5180MHz	Pass	Inf	23.25M	19.16M	23.19M	19.19M
5200MHz	Pass	Inf	31.38M	19.22M	36.87M	19.43M
5240MHz	Pass	Inf	31.32M	19.28M	37.62M	19.55M
5260MHz	Pass	Inf	21.72M	19.07M	21.51M	19.04M
5300MHz	Pass	Inf	21.78M	19.1M	21.51M	19.04M
5320MHz	Pass	Inf	22.02M	19.19M	22.56M	19.16M
5500MHz	Pass	Inf	22.47M	19.16M	22.35M	19.19M
5580MHz	Pass	Inf	21.75M	19.07M	21.51M	19.07M
5700MHz	Pass	Inf	21.78M	19.1M	21.54M	19.07M
5720MHz Straddle 5.47-5.725GHz	Pass	Inf	15.735M	14.573M	15.795M	14.573M
5720MHz Straddle 5.725-5.85GHz	Pass	500k	4.42M	4.578M	4.4M	4.598M
5745MHz	Pass	500k	18.57M	19.4M	18.12M	23.238M
5785MHz	Pass	500k	18.93M	19.94M	18.72M	27.256M
5825MHz	Pass	500k	18.42M	19.85M	18.09M	28.606M
802.11ax HEW40-BF_Nss1,(MCS0)_2TX	-	-	-	-	-	-
5190MHz	Pass	Inf	42.96M	37.901M	43.02M	37.901M
5230MHz	Pass	Inf	42.54M	37.961M	49.92M	38.021M
5270MHz	Pass	Inf	40.14M	37.721M	40.08M	37.721M
5310MHz	Pass	Inf	43.62M	37.901M	43.14M	37.901M
5510MHz	Pass	Inf	43.5M	37.901M	42M	37.901M
5550MHz	Pass	Inf	40.02M	37.721M	39.9M	37.841M
5670MHz	Pass	Inf	40.02M	37.781M	40.08M	37.781M
5710MHz Straddle 5.47-5.725GHz	Pass	Inf	35.105M	33.793M	35.07M	33.793M
5710MHz Straddle 5.725-5.85GHz	Pass	500k	3.74M	4.038M	3.68M	4.058M
5755MHz	Pass	500k	37.26M	38.561M	37.08M	47.976M
5795MHz	Pass	500k	37.2M	41.499M	37.44M	54.153M
802.11ax HEW80-BF_Nss1,(MCS0)_2TX	-	-	-	-	-	-
5210MHz	Pass	Inf	84.24M	77.601M	84.24M	77.601M
5290MHz	Pass	Inf	82.68M	77.601M	84.84M	77.721M
5530MHz	Pass	Inf	84.24M	77.721M	82.32M	77.481M
5610MHz	Pass	Inf	81.6M	77.361M	82.2M	77.361M
5690MHz Straddle 5.47-5.725GHz	Pass	Inf	75.975M	73.313M	76.05M	73.313M
5690MHz Straddle 5.725-5.85GHz	Pass	500k	3.78M	4.098M	3.68M	4.118M
5775MHz	Pass	500k	75.12M	78.321M	76.08M	79.4M
802.11ax HEW160-BF_Nss1,(MCS0)_2TX	-	-	-	-	-	-
5250MHz Straddle 5.15-5.25GHz	Pass	Inf	82.08M	78.041M	82.56M	78.201M
5250MHz Straddle 5.25-5.35GHz	Pass	Inf	82.4M	78.201M	82.16M	78.201M
5570MHz	Pass	Inf	164.64M	156.162M	164.88M	156.162M

Port X-N dB = Port X 6dB down bandwidth for 5.725-5.85GHz band / 26dB down bandwidth for other band
 Port X-OBW = Port X 99% occupied bandwidth

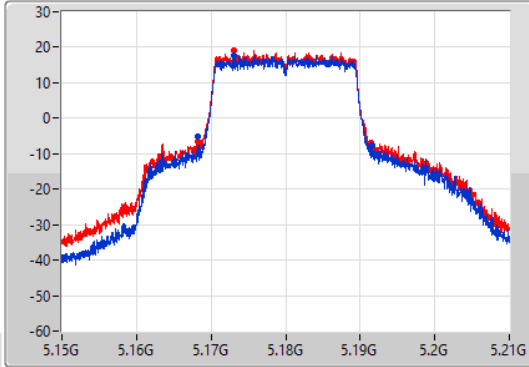
802.11ax HEW20-BF_Nss1,(MCS0)_2TX

EBW

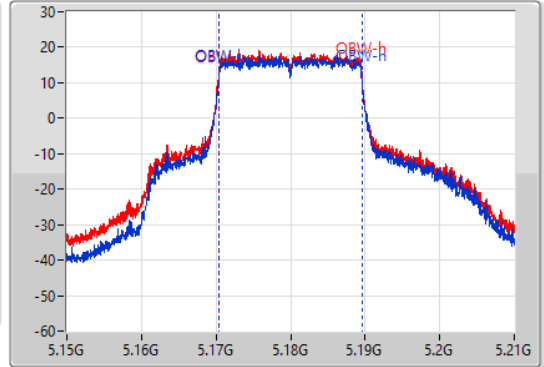
5180MHz

19/05/2022

CF: 5.18GHz
 Span: 60MHz
 RBW: 300kHz
 VBW: 1MHz
 Sweep Time: 100ms
 Detector Type: Peak



CF: 5.18GHz
 Span: 60MHz
 RBW: 300kHz
 VBW: 1MHz
 Sweep Time: 100ms
 Detector Type: Peak



26dB(Hz)	Fl-26dB(Hz)	Fh-26dB(Hz)	OBW(Hz)	Fl-OBW(Hz)	Fh-OBW(Hz)	Limit(Hz)	Port
23.25M	5.1683G	5.19155G	19.16M	5.170375G	5.189535G	Inf	1
23.19M	5.16818G	5.19137G	19.19M	5.170345G	5.189535G	Inf	2

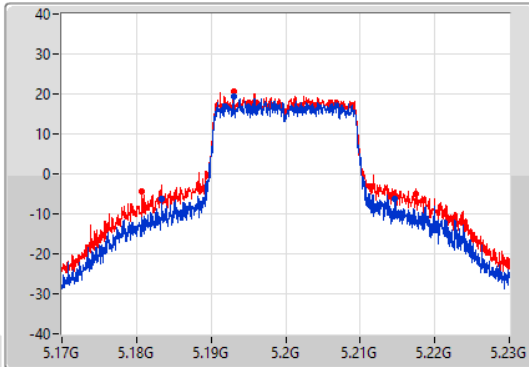
802.11ax HEW20-BF_Nss1,(MCS0)_2TX

EBW

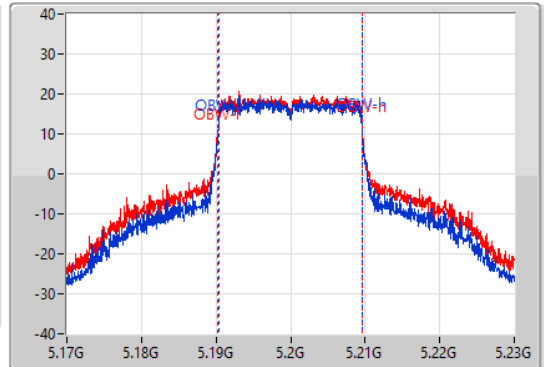
5200MHz

19/05/2022

CF: 5.2GHz
 Span: 60MHz
 RBW: 300kHz
 VBW: 1MHz
 Sweep Time: 100ms
 Detector Type: Peak



CF: 5.2GHz
 Span: 60MHz
 RBW: 300kHz
 VBW: 1MHz
 Sweep Time: 100ms
 Detector Type: Peak



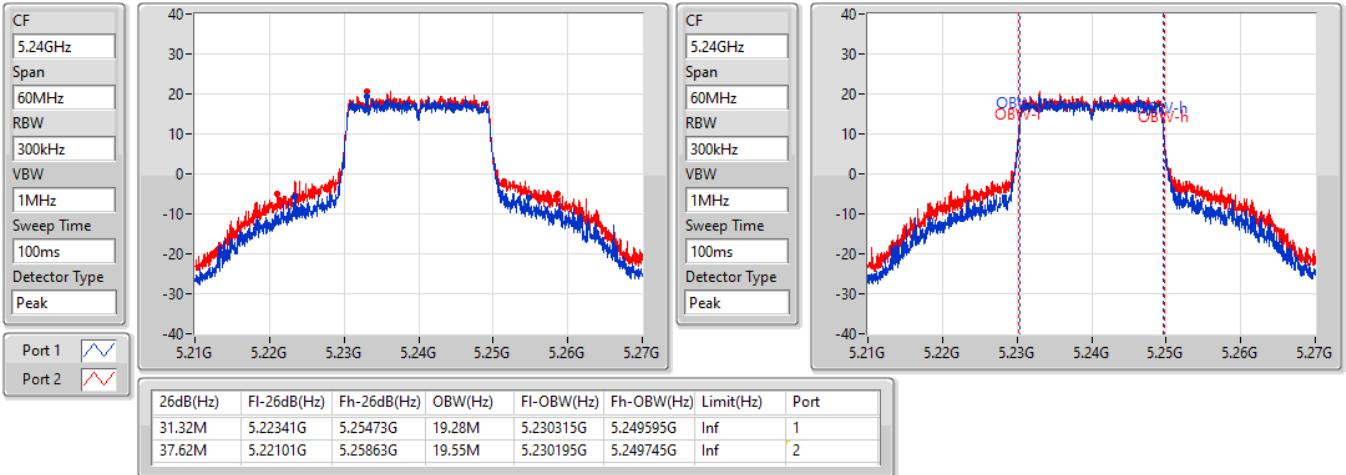
26dB(Hz)	Fl-26dB(Hz)	Fh-26dB(Hz)	OBW(Hz)	Fl-OBW(Hz)	Fh-OBW(Hz)	Limit(Hz)	Port
31.38M	5.18332G	5.2147G	19.22M	5.190345G	5.209565G	Inf	1
36.87M	5.18065G	5.21752G	19.43M	5.190225G	5.209655G	Inf	2

802.11ax HEW20-BF_Nss1,(MCS0)_2TX

EBW

5240MHz

19/05/2022

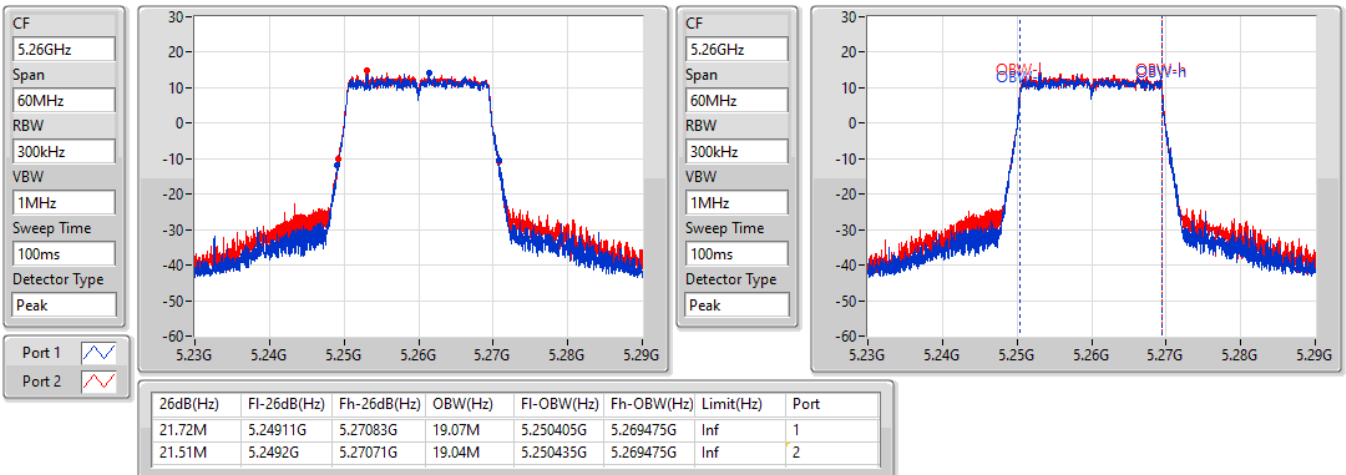


802.11ax HEW20-BF_Nss1,(MCS0)_2TX

EBW

5260MHz

19/05/2022

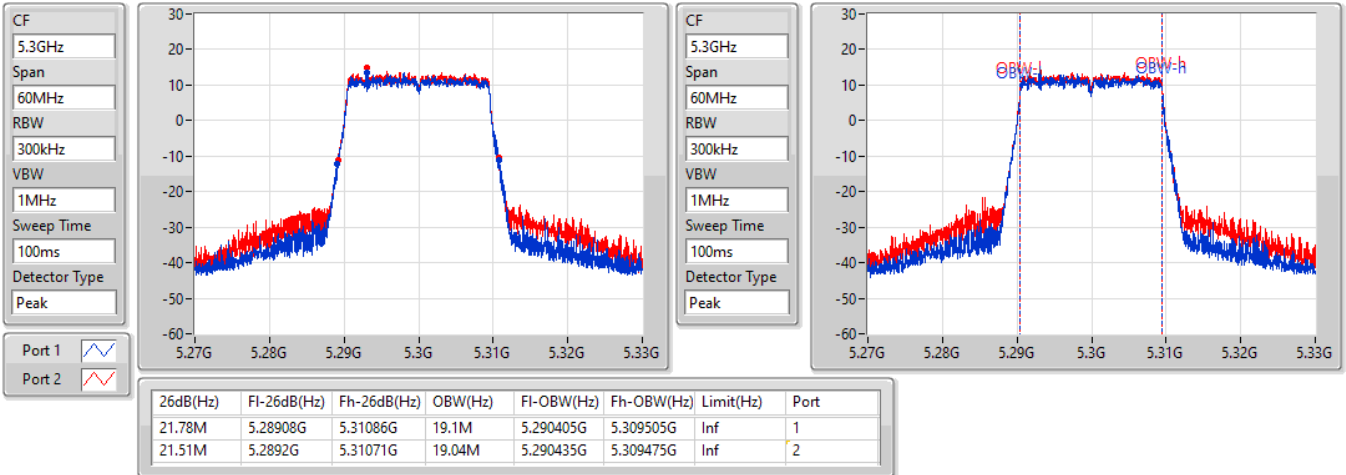


802.11ax HEW20-BF_Nss1,(MCS0)_2TX

EBW

5300MHz

19/05/2022

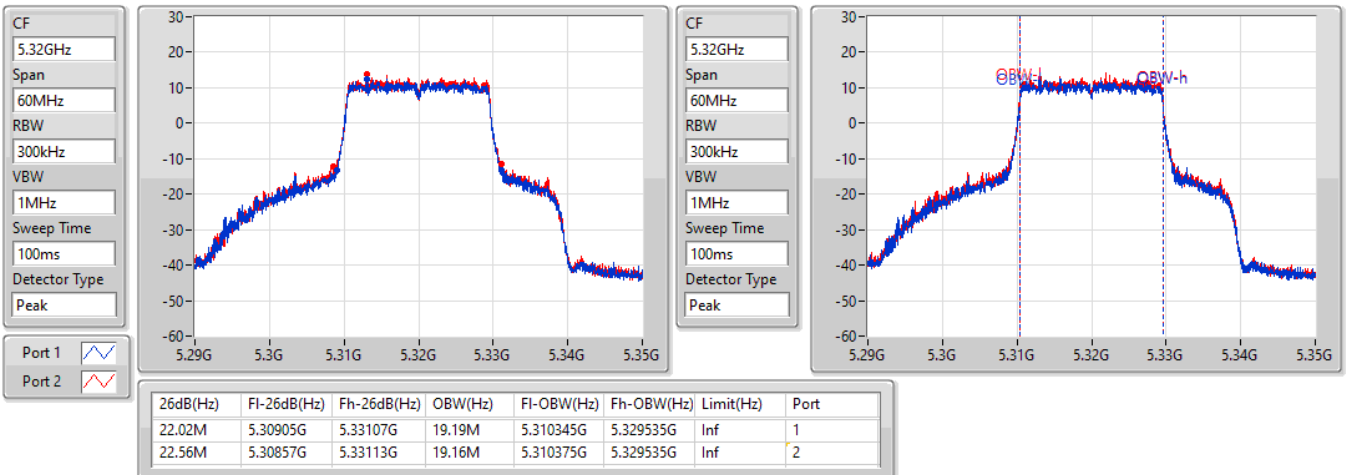


802.11ax HEW20-BF_Nss1,(MCS0)_2TX

EBW

5320MHz

19/05/2022



802.11ax HEW20-BF_Nss1,(MCS0)_2TX

EBW

5500MHz

19/05/2022

CF
5.5GHz

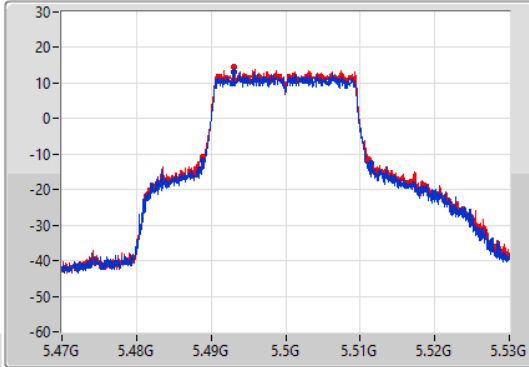
Span
60MHz

RBW
300kHz

VBW
1MHz

Sweep Time
100ms

Detector Type
Peak



CF
5.5GHz

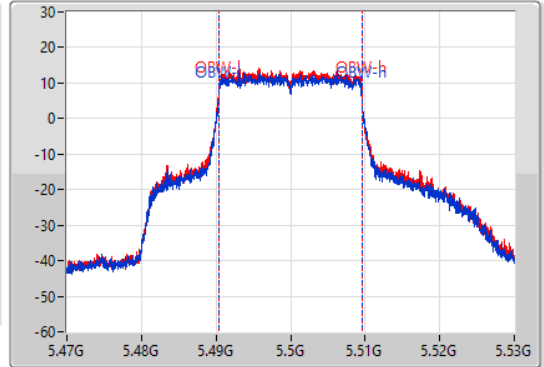
Span
60MHz

RBW
300kHz

VBW
1MHz

Sweep Time
100ms

Detector Type
Peak



26dB(Hz)	Fl-26dB(Hz)	Fh-26dB(Hz)	OBW(Hz)	Fl-OBW(Hz)	Fh-OBW(Hz)	Limit(Hz)	Port
22.47M	5.48896G	5.51143G	19.16M	5.490375G	5.509535G	Inf	1
22.35M	5.48881G	5.51116G	19.19M	5.490345G	5.509535G	Inf	2

802.11ax HEW20-BF_Nss1,(MCS0)_2TX

EBW

5580MHz

19/05/2022

CF
5.58GHz

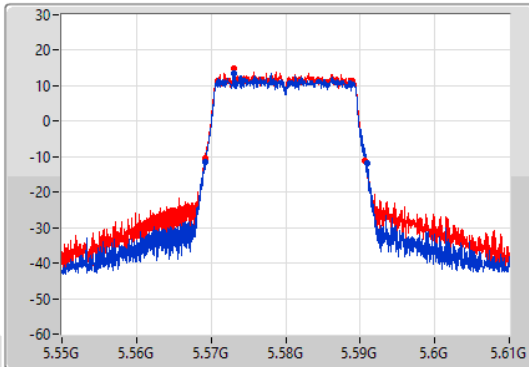
Span
60MHz

RBW
300kHz

VBW
1MHz

Sweep Time
100ms

Detector Type
Peak



CF
5.58GHz

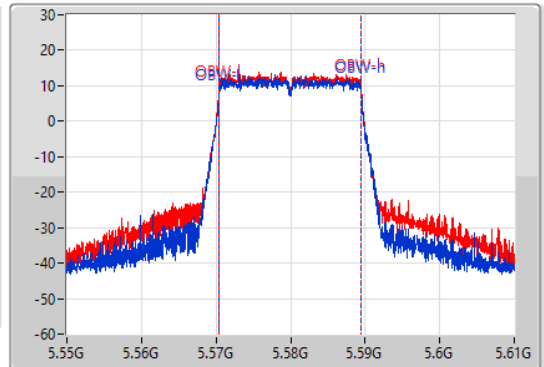
Span
60MHz

RBW
300kHz

VBW
1MHz

Sweep Time
100ms

Detector Type
Peak



26dB(Hz)	Fl-26dB(Hz)	Fh-26dB(Hz)	OBW(Hz)	Fl-OBW(Hz)	Fh-OBW(Hz)	Limit(Hz)	Port
21.75M	5.56914G	5.59089G	19.07M	5.570405G	5.589475G	Inf	1
21.51M	5.56917G	5.59068G	19.07M	5.570405G	5.589475G	Inf	2

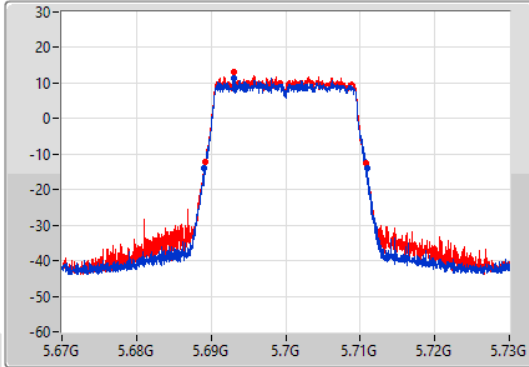
802.11ax HEW20-BF_Nss1,(MCS0)_2TX

EBW

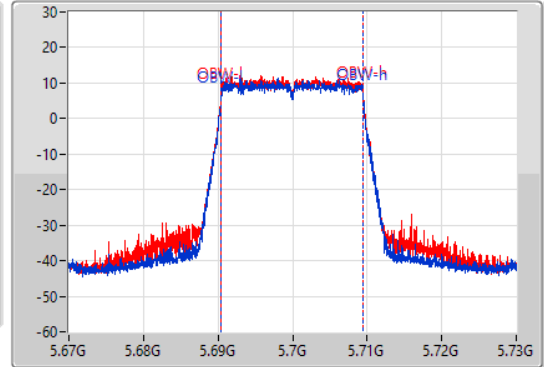
5700MHz

19/05/2022

CF
5.7GHz
Span
60MHz
RBW
300kHz
VBW
1MHz
Sweep Time
100ms
Detector Type
Peak



CF
5.7GHz
Span
60MHz
RBW
300kHz
VBW
1MHz
Sweep Time
100ms
Detector Type
Peak



26dB(Hz)	Fl-26dB(Hz)	Fh-26dB(Hz)	OBW(Hz)	Fl-OBW(Hz)	Fh-OBW(Hz)	Limit(Hz)	Port
21.78M	5.68911G	5.71089G	19.1M	5.690405G	5.709505G	Inf	1
21.54M	5.68917G	5.71071G	19.07M	5.690405G	5.709475G	Inf	2

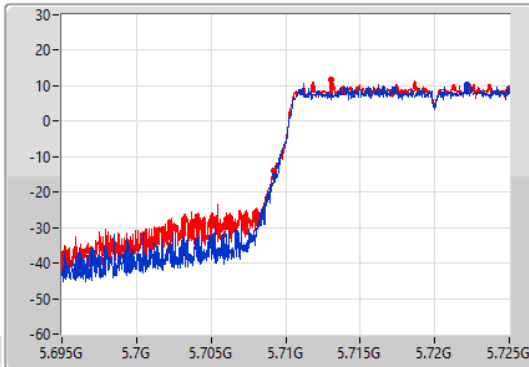
802.11ax HEW20-BF_Nss1,(MCS0)_2TX

EBW

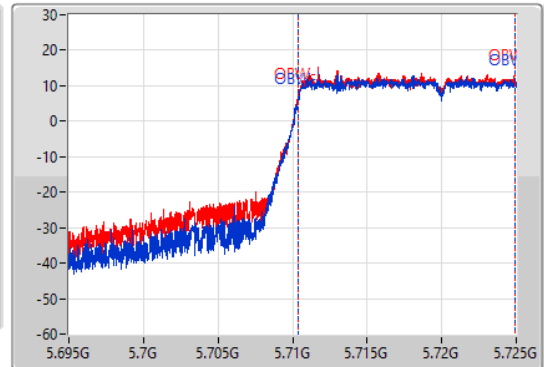
5720MHz Straddle 5.47-5.725GHz

19/05/2022

CF
5.71GHz
Span
30MHz
RBW
200kHz
VBW
1MHz
Sweep Time
100ms
Detector Type
Peak



CF
5.71GHz
Span
30MHz
RBW
200kHz
VBW
1MHz
Sweep Time
100ms
Detector Type
Peak



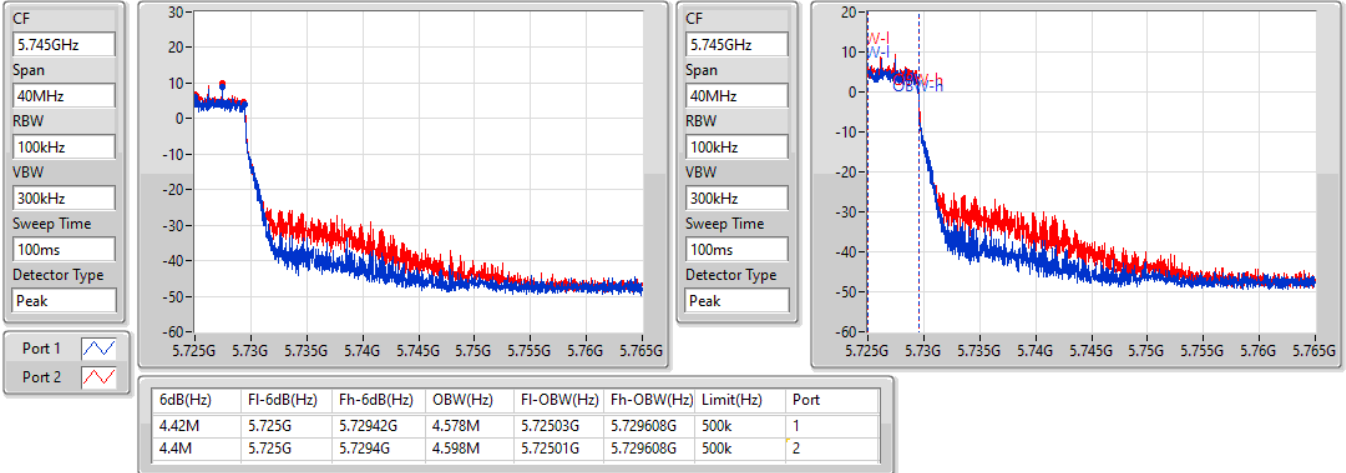
26dB(Hz)	Fl-26dB(Hz)	Fh-26dB(Hz)	OBW(Hz)	Fl-OBW(Hz)	Fh-OBW(Hz)	Limit(Hz)	Port
15.735M	5.709265G	5.725G	14.573M	5.710345G	5.724918G	Inf	1
15.795M	5.709205G	5.725G	14.573M	5.710345G	5.724918G	Inf	2

802.11ax HEW20-BF_Nss1,(MCS0)_2TX

EBW

5720MHz Straddle 5.725-5.85GHz

19/05/2022

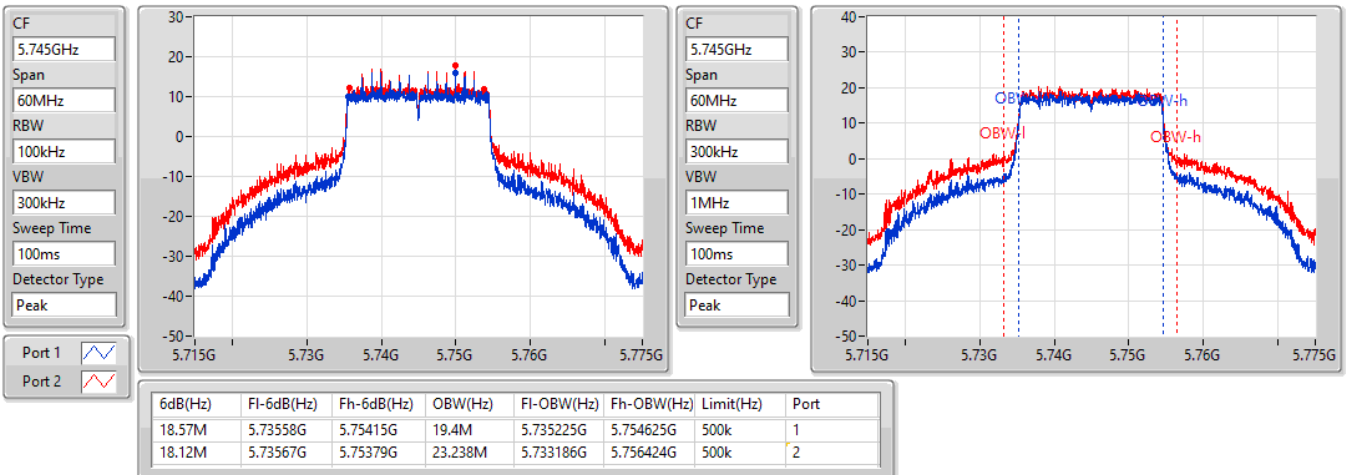


802.11ax HEW20-BF_Nss1,(MCS0)_2TX

EBW

5745MHz

19/05/2022



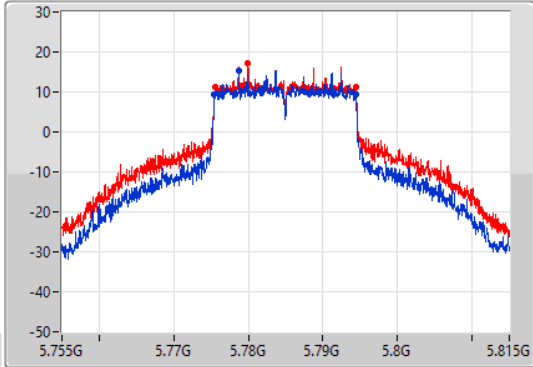
802.11ax HEW20-BF_Nss1,(MCS0)_2TX

EBW

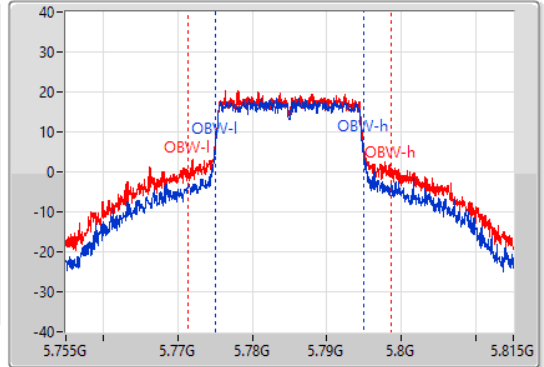
5785MHz

19/05/2022

CF
5.785GHz
Span
60MHz
RBW
100kHz
VBW
300kHz
Sweep Time
100ms
Detector Type
Peak



CF
5.785GHz
Span
60MHz
RBW
300kHz
VBW
1MHz
Sweep Time
100ms
Detector Type
Peak



6dB(Hz)	Fl-6dB(Hz)	Fh-6dB(Hz)	OBW(Hz)	Fl-OBW(Hz)	Fh-OBW(Hz)	Limit(Hz)	Port
18.93M	5.77546G	5.79439G	19.94M	5.775015G	5.794955G	500k	1
18.72M	5.77564G	5.79436G	27.256M	5.771327G	5.798583G	500k	2

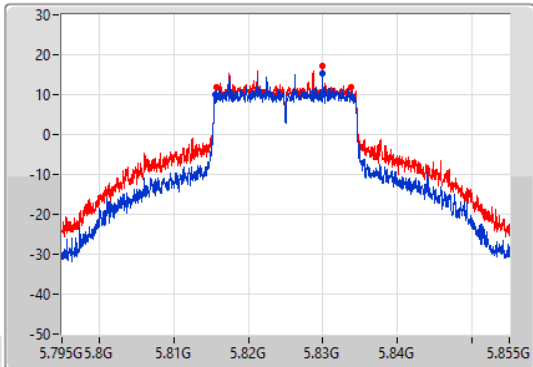
802.11ax HEW20-BF_Nss1,(MCS0)_2TX

EBW

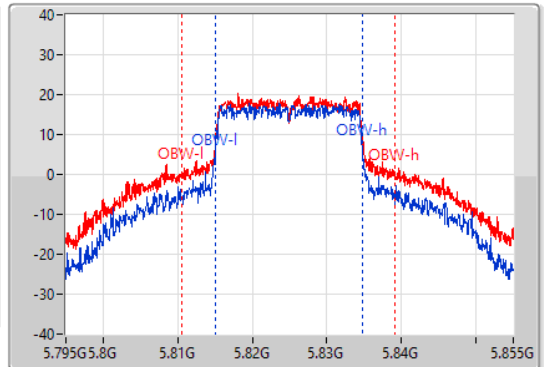
5825MHz

19/05/2022

CF
5.825GHz
Span
60MHz
RBW
100kHz
VBW
300kHz
Sweep Time
100ms
Detector Type
Peak



CF
5.825GHz
Span
60MHz
RBW
300kHz
VBW
1MHz
Sweep Time
100ms
Detector Type
Peak



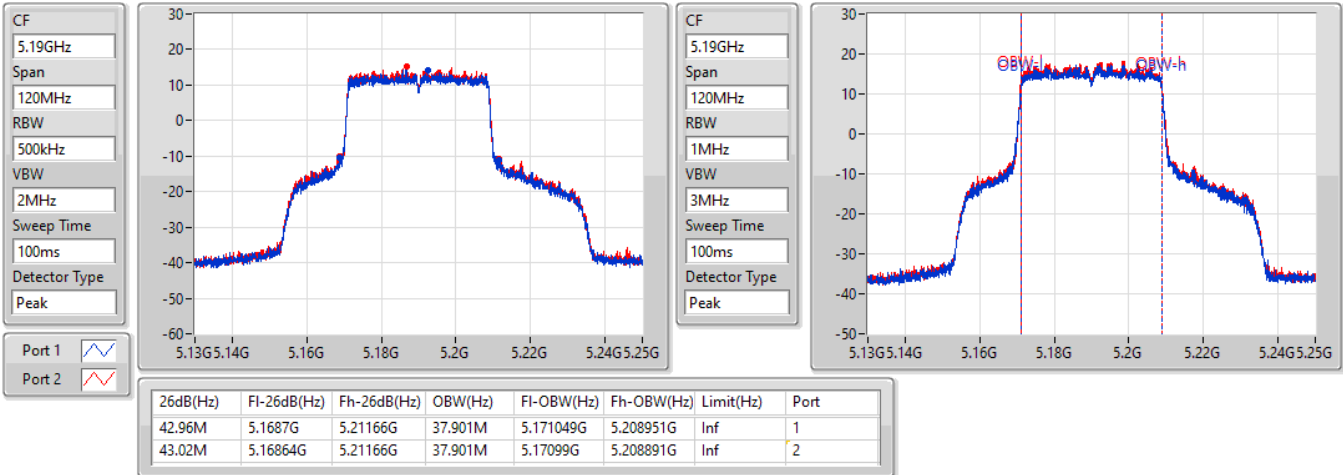
6dB(Hz)	Fl-6dB(Hz)	Fh-6dB(Hz)	OBW(Hz)	Fl-OBW(Hz)	Fh-OBW(Hz)	Limit(Hz)	Port
18.42M	5.81558G	5.834G	19.85M	5.814985G	5.834835G	500k	1
18.09M	5.8157G	5.83379G	28.606M	5.810547G	5.839153G	500k	2

802.11ax HEW40-BF_Nss1,(MCS0)_2TX

EBW

5190MHz

19/05/2022

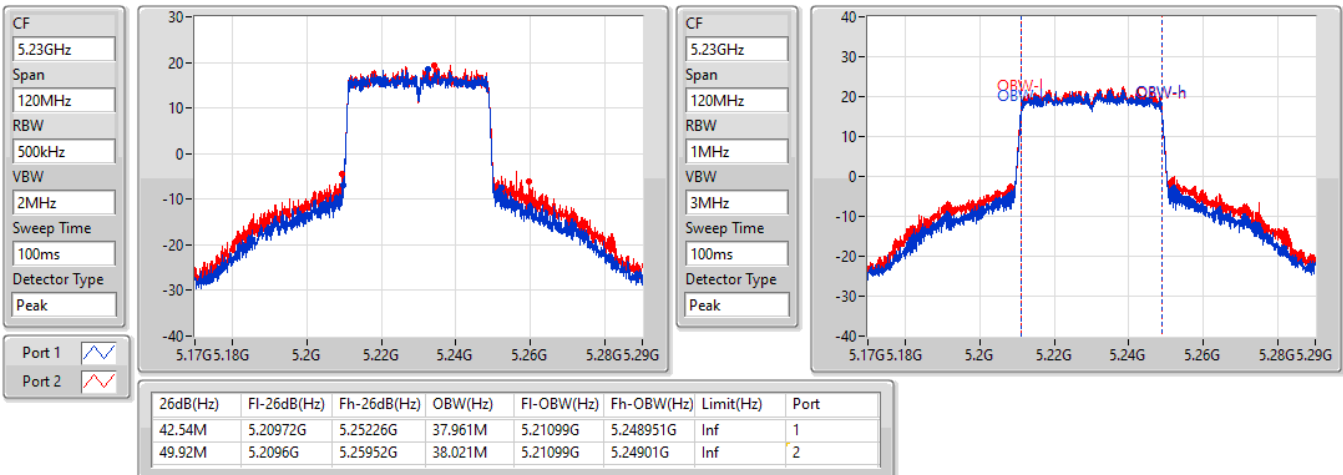


802.11ax HEW40-BF_Nss1,(MCS0)_2TX

EBW

5230MHz

19/05/2022



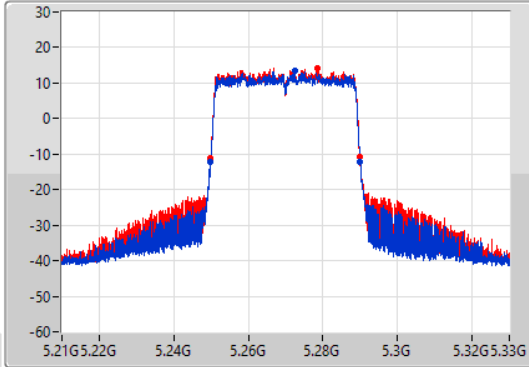
802.11ax HEW40-BF_Nss1,(MCS0)_2TX

EBW

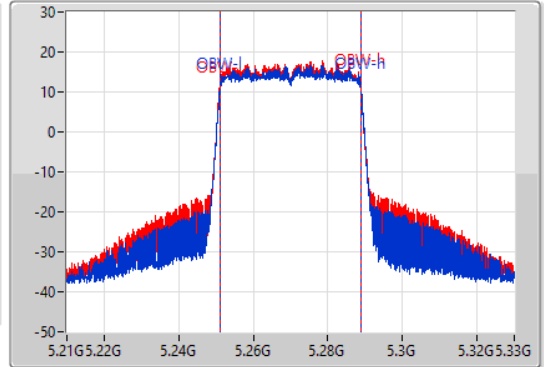
5270MHz

19/05/2022

CF
5.27GHz
Span
120MHz
RBW
500kHz
VBW
2MHz
Sweep Time
100ms
Detector Type
Peak



CF
5.27GHz
Span
120MHz
RBW
1MHz
VBW
3MHz
Sweep Time
100ms
Detector Type
Peak



26dB(Hz)	Fl-26dB(Hz)	Fh-26dB(Hz)	OBW(Hz)	Fl-OBW(Hz)	Fh-OBW(Hz)	Limit(Hz)	Port
40.14M	5.2499G	5.29004G	37.721M	5.251109G	5.288831G	Inf	1
40.08M	5.2499G	5.28998G	37.721M	5.251049G	5.288771G	Inf	2

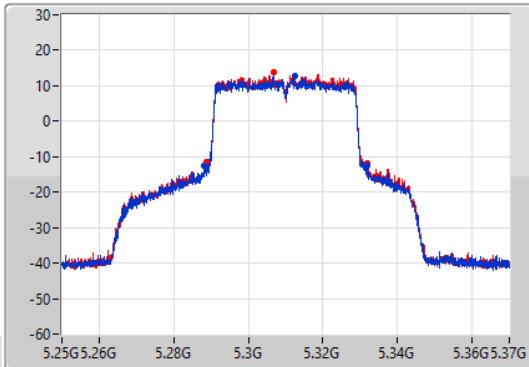
802.11ax HEW40-BF_Nss1,(MCS0)_2TX

EBW

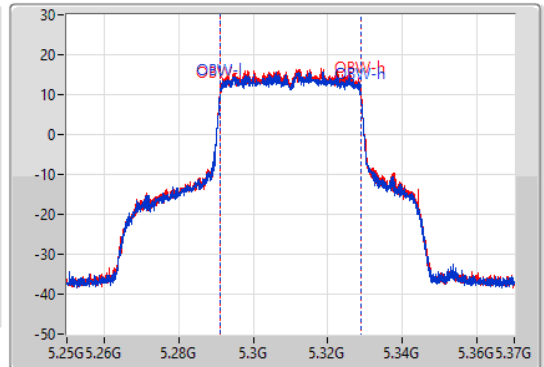
5310MHz

19/05/2022

CF
5.31GHz
Span
120MHz
RBW
500kHz
VBW
2MHz
Sweep Time
100ms
Detector Type
Peak



CF
5.31GHz
Span
120MHz
RBW
1MHz
VBW
3MHz
Sweep Time
100ms
Detector Type
Peak



26dB(Hz)	Fl-26dB(Hz)	Fh-26dB(Hz)	OBW(Hz)	Fl-OBW(Hz)	Fh-OBW(Hz)	Limit(Hz)	Port
43.62M	5.28822G	5.33184G	37.901M	5.29099G	5.328891G	Inf	1
43.14M	5.2887G	5.33184G	37.901M	5.29099G	5.328891G	Inf	2

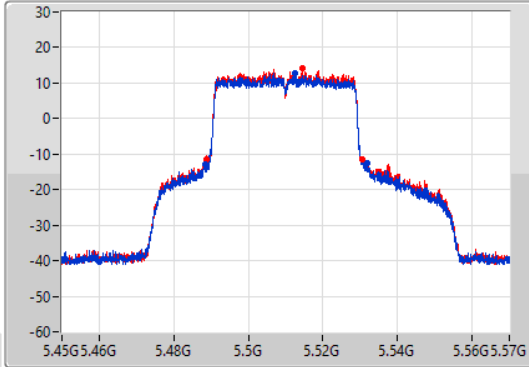
802.11ax HEW40-BF_Nss1,(MCS0)_2TX

EBW

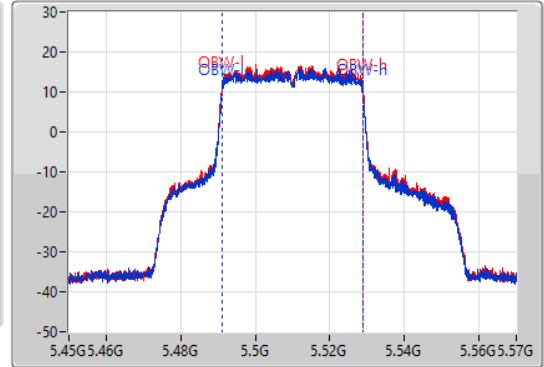
5510MHz

19/05/2022

CF
5.51GHz
Span
120MHz
RBW
500kHz
VBW
2MHz
Sweep Time
100ms
Detector Type
Peak



CF
5.51GHz
Span
120MHz
RBW
1MHz
VBW
3MHz
Sweep Time
100ms
Detector Type
Peak



26dB(Hz)	Fl-26dB(Hz)	Fh-26dB(Hz)	OBW(Hz)	Fl-OBW(Hz)	Fh-OBW(Hz)	Limit(Hz)	Port
43.5M	5.48828G	5.53178G	37.901M	5.49099G	5.528891G	Inf	1
42M	5.48864G	5.53064G	37.901M	5.49099G	5.528891G	Inf	2

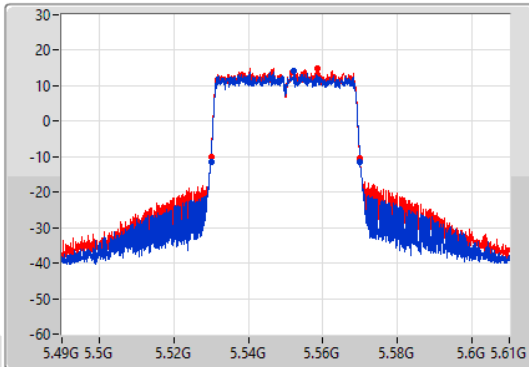
802.11ax HEW40-BF_Nss1,(MCS0)_2TX

EBW

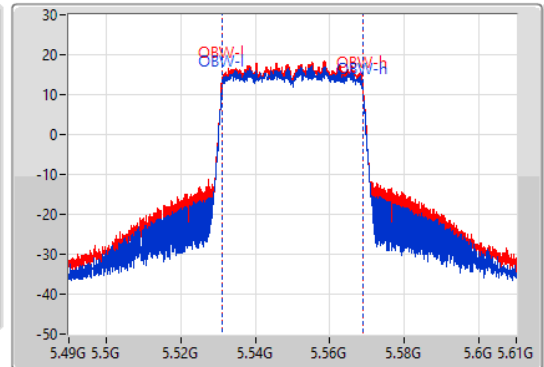
5550MHz

19/05/2022

CF
5.55GHz
Span
120MHz
RBW
500kHz
VBW
2MHz
Sweep Time
100ms
Detector Type
Peak



CF
5.55GHz
Span
120MHz
RBW
1MHz
VBW
3MHz
Sweep Time
100ms
Detector Type
Peak



26dB(Hz)	Fl-26dB(Hz)	Fh-26dB(Hz)	OBW(Hz)	Fl-OBW(Hz)	Fh-OBW(Hz)	Limit(Hz)	Port
40.02M	5.52996G	5.56998G	37.721M	5.531049G	5.568771G	Inf	1
39.9M	5.52996G	5.56986G	37.841M	5.53099G	5.568831G	Inf	2

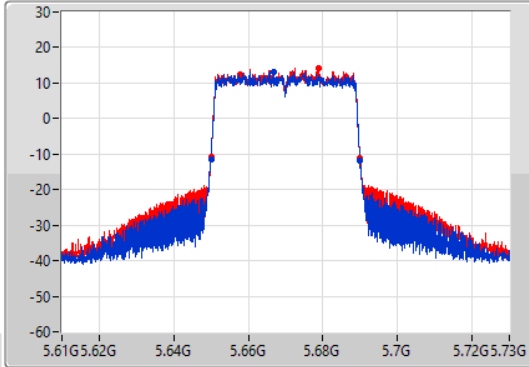
802.11ax HEW40-BF_Nss1,(MCS0)_2TX

EBW

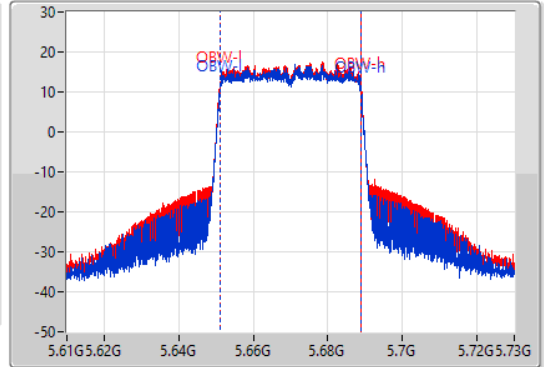
5670MHz

19/05/2022

CF
5.67GHz
Span
120MHz
RBW
500kHz
VBW
2MHz
Sweep Time
100ms
Detector Type
Peak



CF
5.67GHz
Span
120MHz
RBW
1MHz
VBW
3MHz
Sweep Time
100ms
Detector Type
Peak



26dB(Hz)	Fl-26dB(Hz)	Fh-26dB(Hz)	OBW(Hz)	Fl-OBW(Hz)	Fh-OBW(Hz)	Limit(Hz)	Port
40.02M	5.64996G	5.68998G	37.781M	5.651049G	5.688831G	Inf	1
40.08M	5.64996G	5.69004G	37.781M	5.651049G	5.688831G	Inf	2

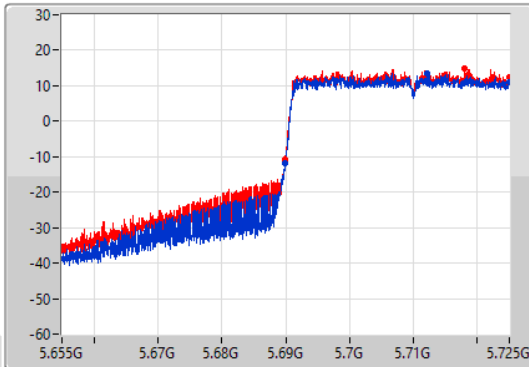
802.11ax HEW40-BF_Nss1,(MCS0)_2TX

EBW

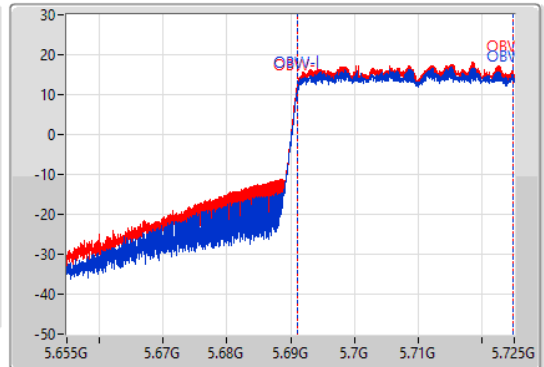
5710MHz Straddle 5.47-5.725GHz

19/05/2022

CF
5.69GHz
Span
70MHz
RBW
500kHz
VBW
2MHz
Sweep Time
100ms
Detector Type
Peak



CF
5.69GHz
Span
70MHz
RBW
1MHz
VBW
3MHz
Sweep Time
100ms
Detector Type
Peak



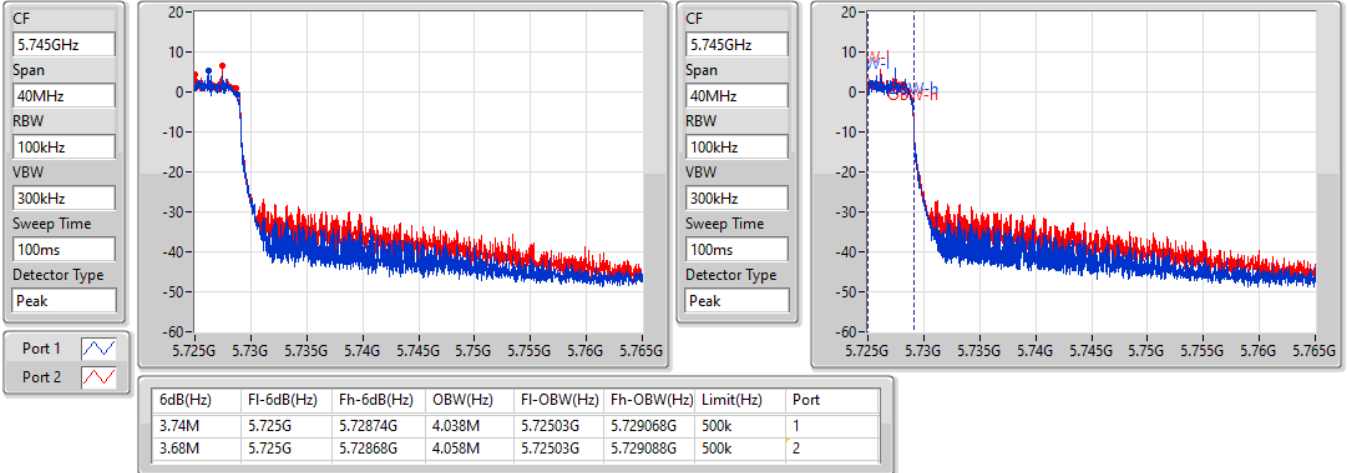
26dB(Hz)	Fl-26dB(Hz)	Fh-26dB(Hz)	OBW(Hz)	Fl-OBW(Hz)	Fh-OBW(Hz)	Limit(Hz)	Port
35.105M	5.689895G	5.725G	33.793M	5.691014G	5.724808G	Inf	1
35.07M	5.68993G	5.725G	33.793M	5.691014G	5.724808G	Inf	2

802.11ax HEW40-BF_Nss1,(MCS0)_2TX

EBW

5710MHz Straddle 5.725-5.85GHz

19/05/2022

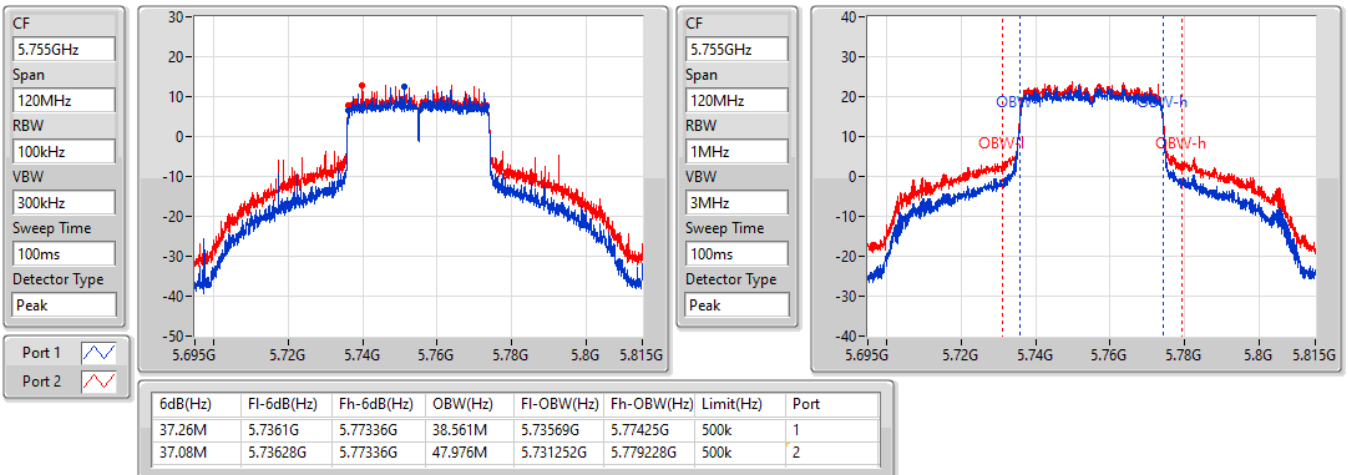


802.11ax HEW40-BF_Nss1,(MCS0)_2TX

EBW

5755MHz

19/05/2022



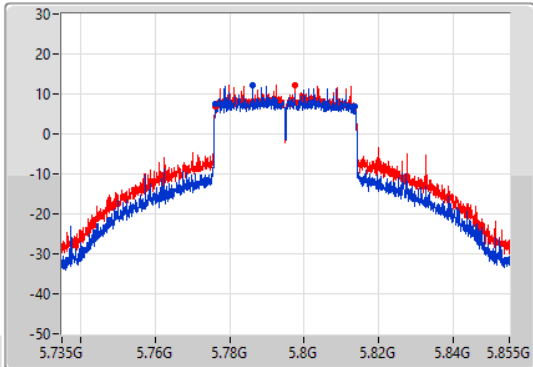
802.11ax HEW40-BF_Nss1,(MCS0)_2TX

EBW

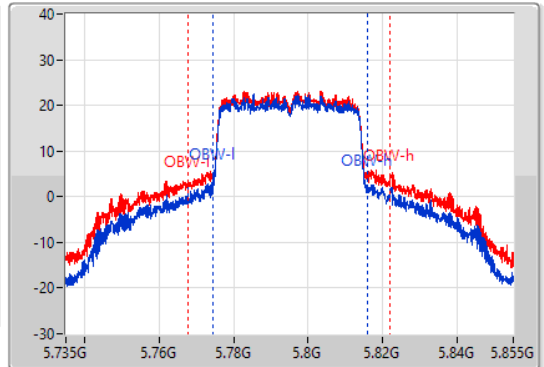
5795MHz

19/05/2022

CF
5.795GHz
Span
120MHz
RBW
100kHz
VBW
300kHz
Sweep Time
100ms
Detector Type
Peak



CF
5.795GHz
Span
120MHz
RBW
1MHz
VBW
3MHz
Sweep Time
100ms
Detector Type
Peak



6dB(Hz)	Fl-6dB(Hz)	Fh-6dB(Hz)	OBW(Hz)	Fl-OBW(Hz)	Fh-OBW(Hz)	Limit(Hz)	Port
37.2M	5.77622G	5.81342G	41.499M	5.77431G	5.81581G	500k	1
37.44M	5.7761G	5.81354G	54.153M	5.767774G	5.821927G	500k	2

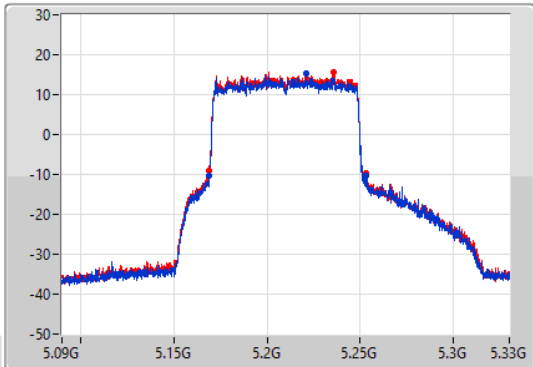
802.11ax HEW80-BF_Nss1,(MCS0)_2TX

EBW

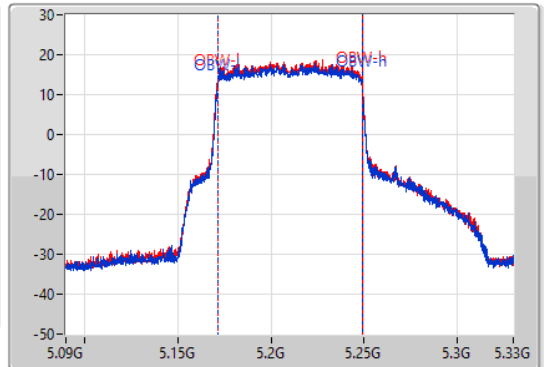
5210MHz

19/05/2022

CF
5.21GHz
Span
240MHz
RBW
1MHz
VBW
3MHz
Sweep Time
100ms
Detector Type
Peak



CF
5.21GHz
Span
240MHz
RBW
2MHz
VBW
10MHz
Sweep Time
100ms
Detector Type
Peak



26dB(Hz)	Fl-26dB(Hz)	Fh-26dB(Hz)	OBW(Hz)	Fl-OBW(Hz)	Fh-OBW(Hz)	Limit(Hz)	Port
84.24M	5.16896G	5.2532G	77.601M	5.171259G	5.248861G	Inf	1
84.24M	5.16872G	5.25296G	77.601M	5.171259G	5.248861G	Inf	2

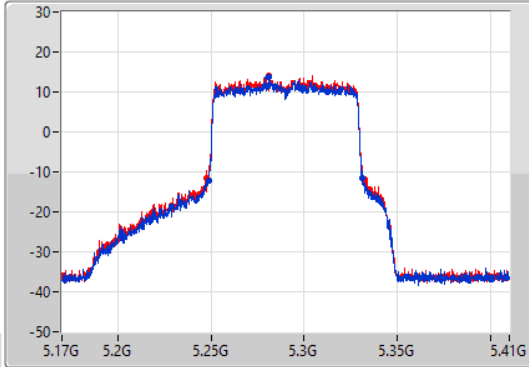
802.11ax HEW80-BF_Nss1,(MCS0)_2TX

EBW

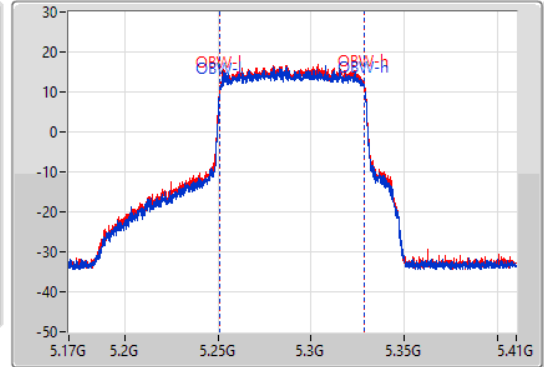
5290MHz

19/05/2022

CF
5.29GHz
Span
240MHz
RBW
1MHz
VBW
3MHz
Sweep Time
100ms
Detector Type
Peak



CF
5.29GHz
Span
240MHz
RBW
2MHz
VBW
10MHz
Sweep Time
100ms
Detector Type
Peak



26dB(Hz)	Fl-26dB(Hz)	Fh-26dB(Hz)	OBW(Hz)	Fl-OBW(Hz)	Fh-OBW(Hz)	Limit(Hz)	Port
82.68M	5.24872G	5.3314G	77.601M	5.251139G	5.328741G	Inf	1
84.84M	5.24752G	5.33236G	77.721M	5.251019G	5.328741G	Inf	2

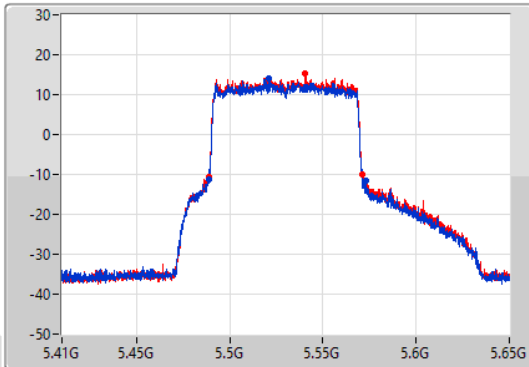
802.11ax HEW80-BF_Nss1,(MCS0)_2TX

EBW

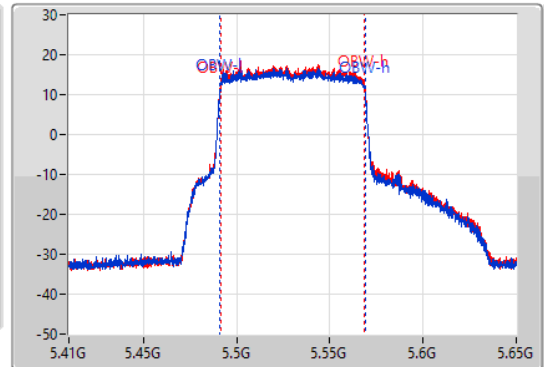
5530MHz

19/05/2022

CF
5.53GHz
Span
240MHz
RBW
1MHz
VBW
3MHz
Sweep Time
100ms
Detector Type
Peak



CF
5.53GHz
Span
240MHz
RBW
2MHz
VBW
10MHz
Sweep Time
100ms
Detector Type
Peak



26dB(Hz)	Fl-26dB(Hz)	Fh-26dB(Hz)	OBW(Hz)	Fl-OBW(Hz)	Fh-OBW(Hz)	Limit(Hz)	Port
84.24M	5.48872G	5.57296G	77.721M	5.491139G	5.568861G	Inf	1
82.32M	5.48884G	5.57116G	77.481M	5.491259G	5.568741G	Inf	2

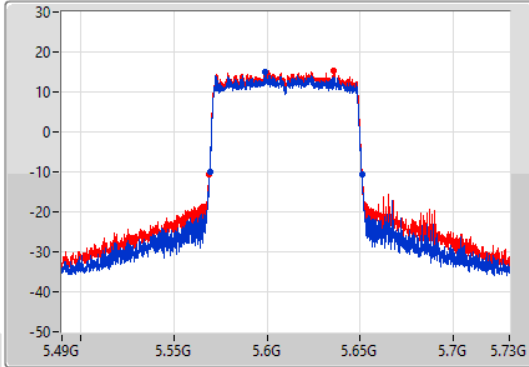
802.11ax HEW80-BF_Nss1,(MCS0)_2TX

EBW

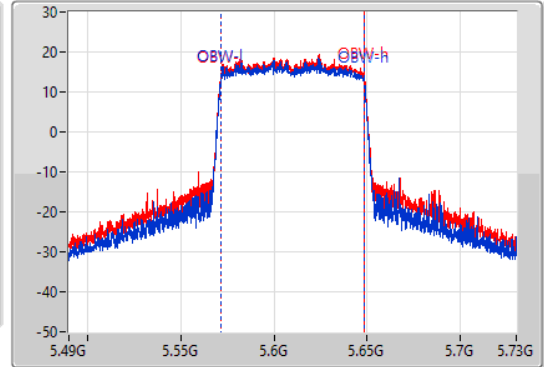
5610MHz

19/05/2022

CF
5.61GHz
Span
240MHz
RBW
1MHz
VBW
3MHz
Sweep Time
100ms
Detector Type
Peak



CF
5.61GHz
Span
240MHz
RBW
2MHz
VBW
10MHz
Sweep Time
100ms
Detector Type
Peak



26dB(Hz)	Fl-26dB(Hz)	Fh-26dB(Hz)	OBW(Hz)	Fl-OBW(Hz)	Fh-OBW(Hz)	Limit(Hz)	Port
81.6M	5.56932G	5.65092G	77.361M	5.571259G	5.648621G	Inf	1
82.2M	5.56896G	5.65116G	77.361M	5.571259G	5.648621G	Inf	2

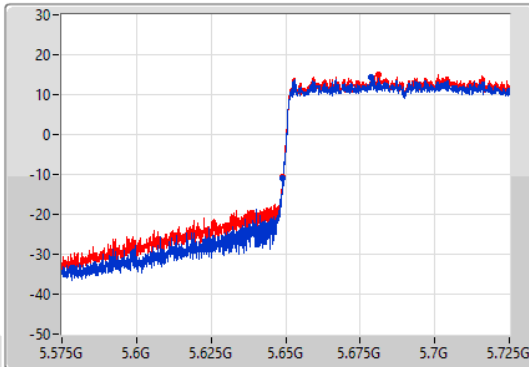
802.11ax HEW80-BF_Nss1,(MCS0)_2TX

EBW

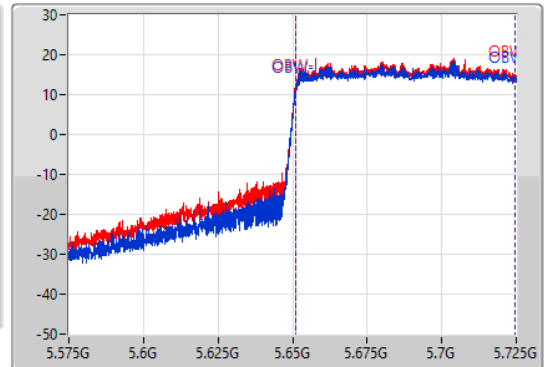
5690MHz Straddle 5.47-5.725GHz

19/05/2022

CF
5.65GHz
Span
150MHz
RBW
1MHz
VBW
3MHz
Sweep Time
100ms
Detector Type
Peak



CF
5.65GHz
Span
150MHz
RBW
2MHz
VBW
10MHz
Sweep Time
100ms
Detector Type
Peak



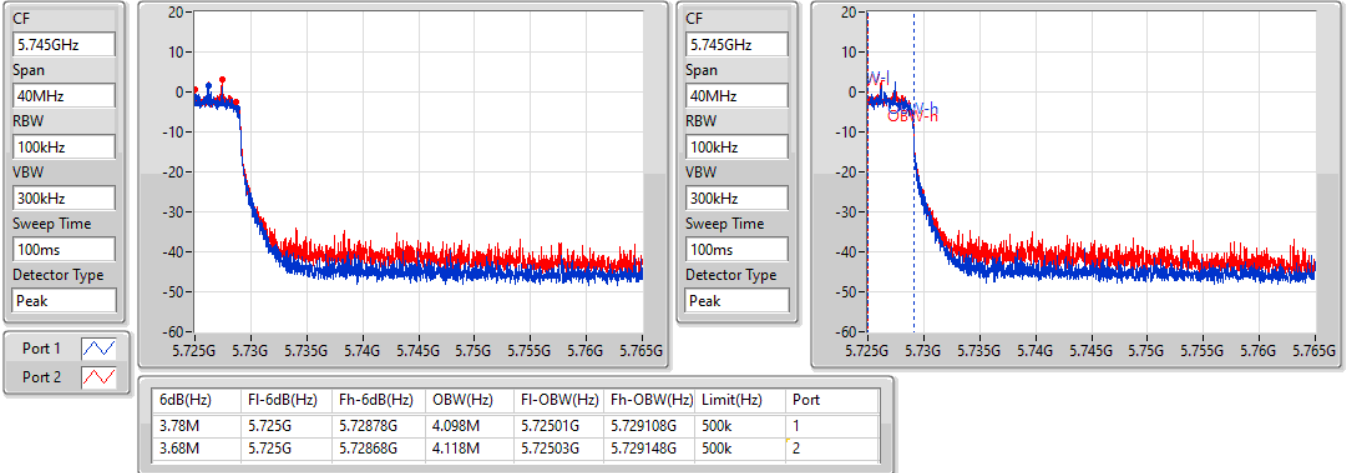
26dB(Hz)	Fl-26dB(Hz)	Fh-26dB(Hz)	OBW(Hz)	Fl-OBW(Hz)	Fh-OBW(Hz)	Limit(Hz)	Port
75.975M	5.649025G	5.725G	73.313M	5.651199G	5.724513G	Inf	1
76.05M	5.64895G	5.725G	73.313M	5.651199G	5.724513G	Inf	2

802.11ax HEW80-BF_Nss1,(MCS0)_2TX

EBW

5690MHz Straddle 5.725-5.85GHz

19/05/2022

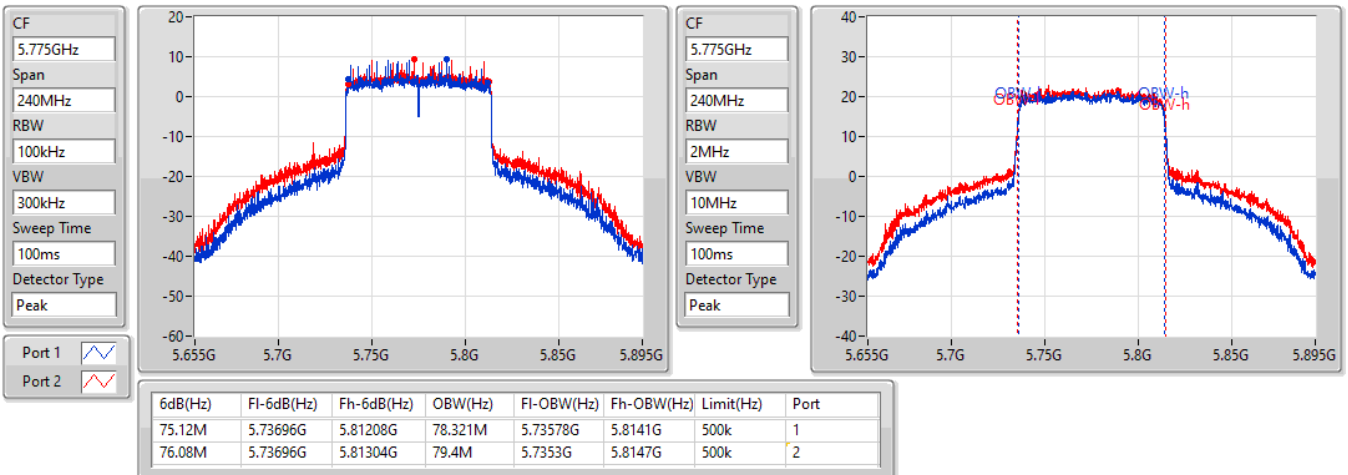


802.11ax HEW80-BF_Nss1,(MCS0)_2TX

EBW

5775MHz

19/05/2022



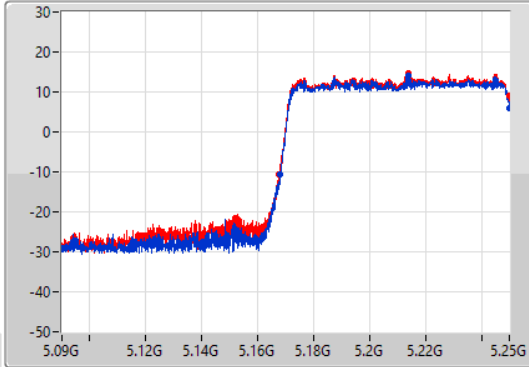
802.11ax HEW160-BF_Nss1,(MCS0)_2TX

EBW

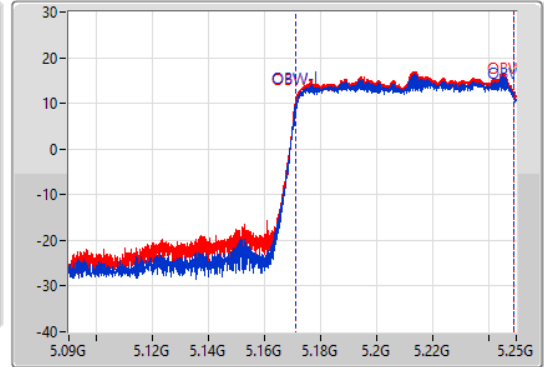
5250MHz Straddle 5.15-5.25GHz

19/05/2022

CF
5.17GHz
Span
160MHz
RBW
2MHz
VBW
10MHz
Sweep Time
100ms
Detector Type
Peak



CF
5.17GHz
Span
160MHz
RBW
3MHz
VBW
10MHz
Sweep Time
100ms
Detector Type
Peak



26dB(Hz)	Fl-26dB(Hz)	Fh-26dB(Hz)	OBW(Hz)	Fl-OBW(Hz)	Fh-OBW(Hz)	Limit(Hz)	Port
82.08M	5.16792G	5.25G	78.041M	5.171199G	5.24924G	Inf	1
82.56M	5.16744G	5.25G	78.201M	5.171119G	5.24932G	Inf	2

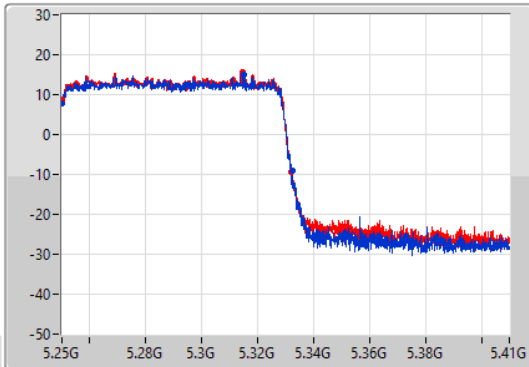
802.11ax HEW160-BF_Nss1,(MCS0)_2TX

EBW

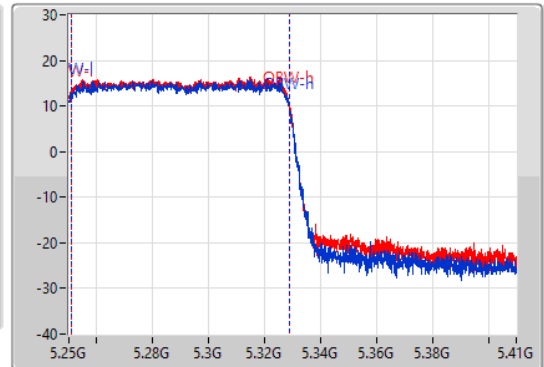
5250MHz Straddle 5.25-5.35GHz

19/05/2022

CF
5.33GHz
Span
160MHz
RBW
2MHz
VBW
10MHz
Sweep Time
100ms
Detector Type
Peak



CF
5.33GHz
Span
160MHz
RBW
3MHz
VBW
10MHz
Sweep Time
100ms
Detector Type
Peak



26dB(Hz)	Fl-26dB(Hz)	Fh-26dB(Hz)	OBW(Hz)	Fl-OBW(Hz)	Fh-OBW(Hz)	Limit(Hz)	Port
82.4M	5.25G	5.3324G	78.201M	5.25068G	5.328881G	Inf	1
82.16M	5.25G	5.33216G	78.201M	5.25068G	5.328881G	Inf	2

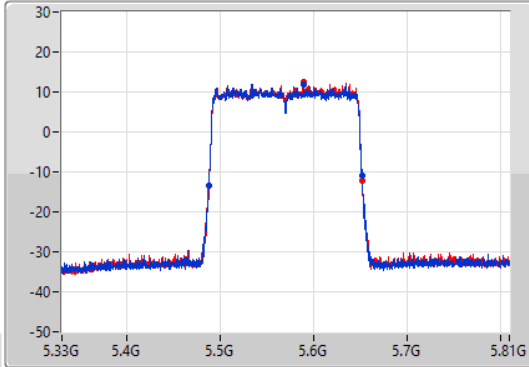
802.11ax HEW160-BF_Nss1,(MCS0)_2TX

EBW

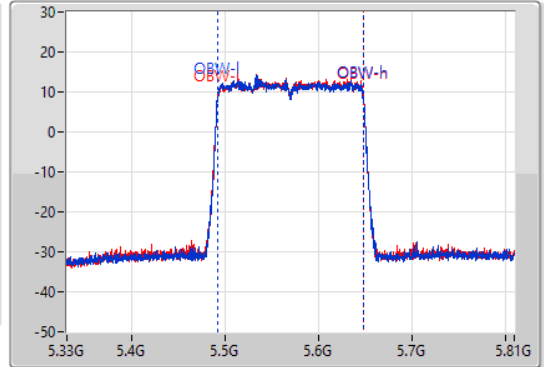
5570MHz

19/05/2022

CF
5.57GHz
Span
480MHz
RBW
2MHz
VBW
10MHz
Sweep Time
100ms
Detector Type
Peak



CF
5.57GHz
Span
480MHz
RBW
3MHz
VBW
10MHz
Sweep Time
100ms
Detector Type
Peak



26dB(Hz)	Fl-26dB(Hz)	Fh-26dB(Hz)	OBW(Hz)	Fl-OBW(Hz)	Fh-OBW(Hz)	Limit(Hz)	Port
164.64M	5.48744G	5.65208G	156.162M	5.491799G	5.647961G	Inf	1
164.88M	5.4872G	5.65208G	156.162M	5.491799G	5.647961G	Inf	2



Summary

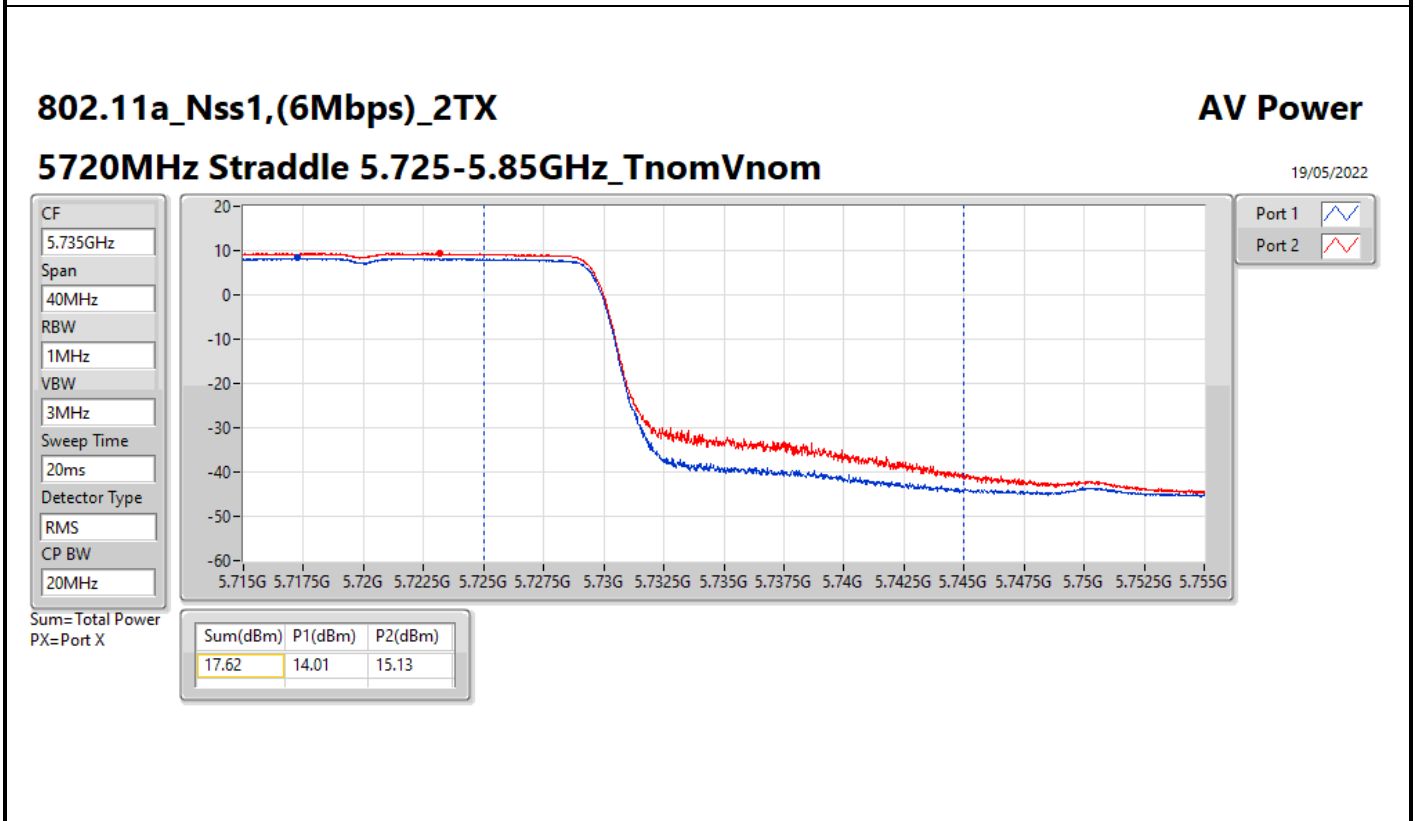
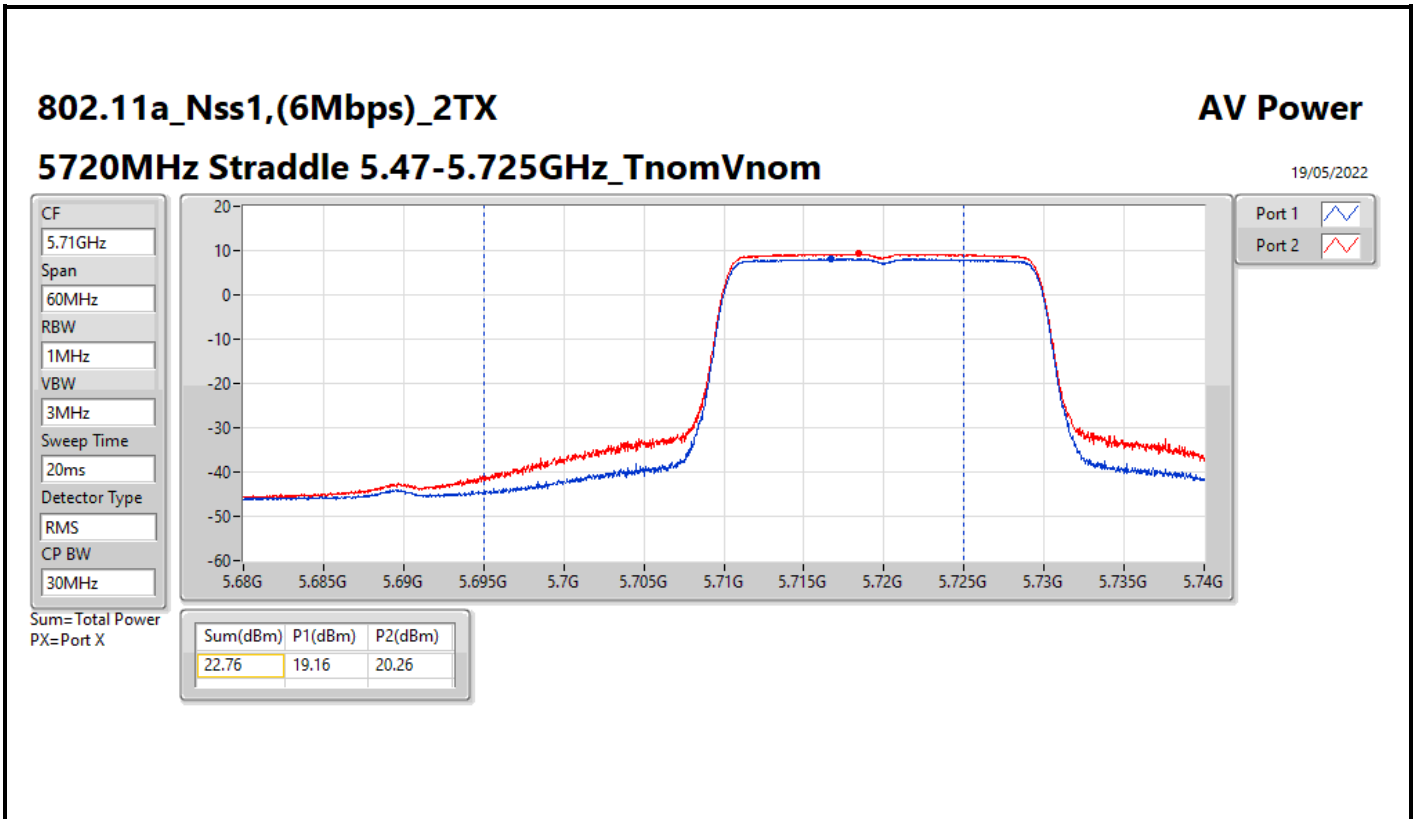
Mode	Total Power (dBm)	Total Power (W)
5.15-5.25GHz	-	-
802.11a_Nss1,(6Mbps)_2TX	29.73	0.93972
5.25-5.35GHz	-	-
802.11a_Nss1,(6Mbps)_2TX	23.87	0.24378
5.47-5.725GHz	-	-
802.11a_Nss1,(6Mbps)_2TX	23.96	0.24889
5.725-5.85GHz	-	-
802.11a_Nss1,(6Mbps)_2TX	29.99	0.99770



Result

Mode	Result	DG (dBi)	Port 1 (dBm)	Port 2 (dBm)	Total Power (dBm)	Power Limit (dBm)
802.11a_Nss1,(6Mbps)_2TX	-	-	-	-	-	-
5180MHz	Pass	2.52	24.49	25.73	28.16	30.00
5200MHz	Pass	2.52	25.95	27.38	29.73	30.00
5240MHz	Pass	2.52	26.07	27.29	29.73	30.00
5260MHz	Pass	3.10	20.20	21.26	23.77	23.98
5300MHz	Pass	3.10	20.02	21.35	23.75	23.98
5320MHz	Pass	3.10	20.27	21.38	23.87	23.98
5500MHz	Pass	3.38	20.38	21.45	23.96	23.98
5580MHz	Pass	3.38	20.38	21.06	23.74	23.98
5700MHz	Pass	3.38	19.72	20.61	23.20	23.98
5720MHz Straddle 5.47-5.725GHz	Pass	3.38	19.16	20.26	22.76	22.96
5720MHz Straddle 5.725-5.85GHz	Pass	3.37	14.01	15.13	17.62	30.00
5745MHz	Pass	3.37	26.10	27.39	29.80	30.00
5785MHz	Pass	3.37	26.17	27.67	29.99	30.00
5825MHz	Pass	3.37	25.98	27.45	29.79	30.00

DG = Directional Gain; Port X = Port X output power





Summary

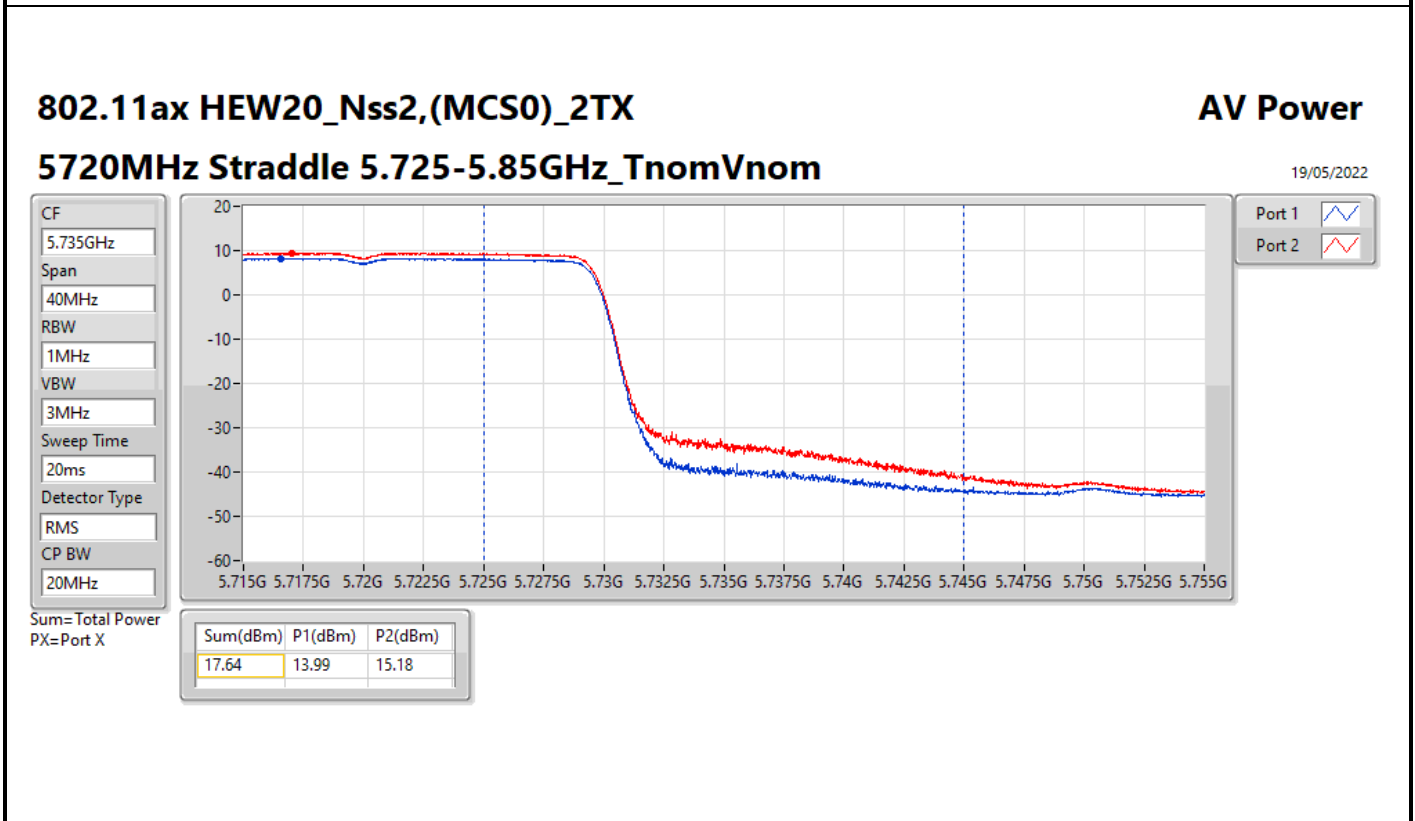
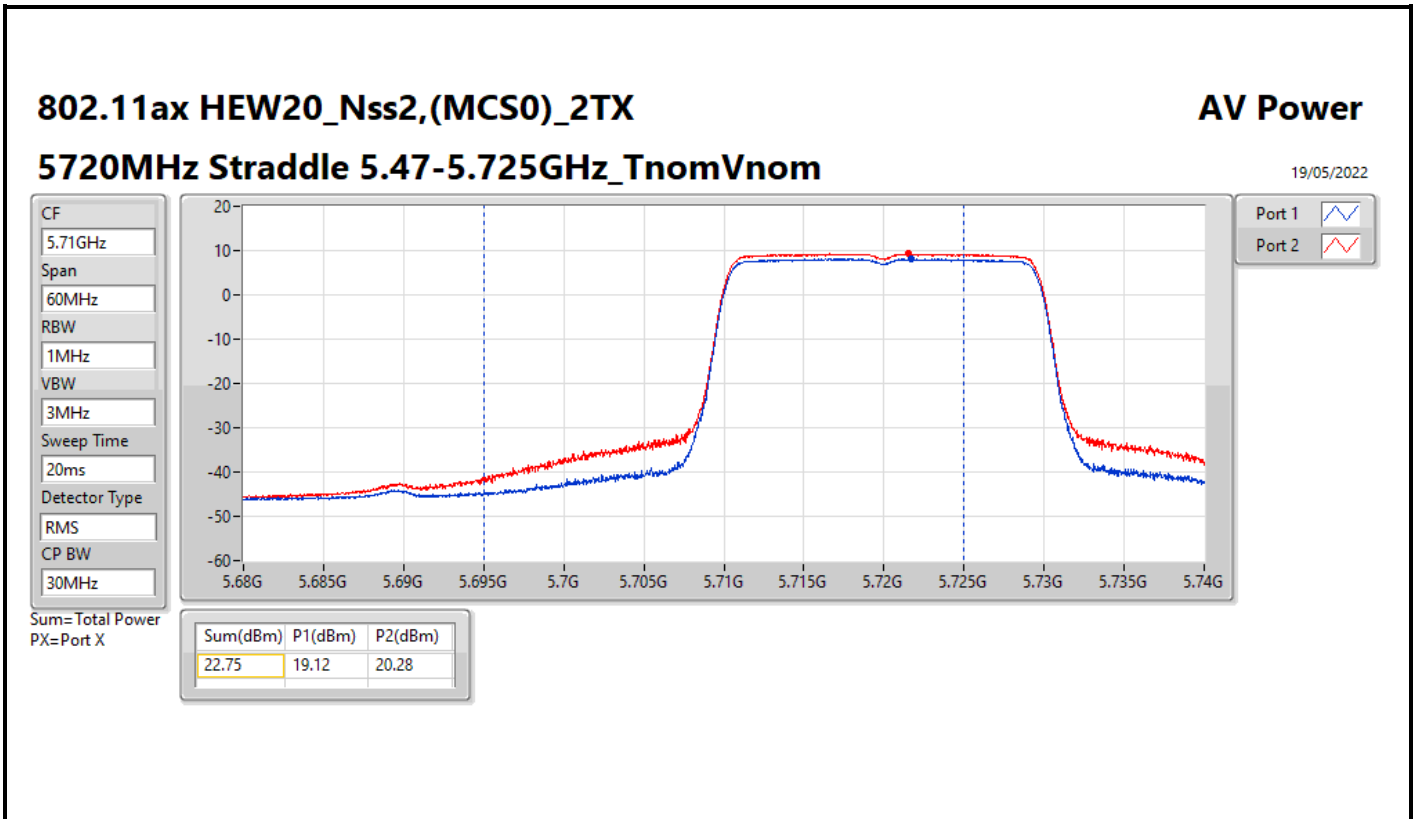
Mode	Total Power (dBm)	Total Power (W)
5.15-5.25GHz	-	-
802.11ax HEW20_Nss2,(MCS0)_2TX	29.93	0.98401
802.11ax HEW40_Nss2,(MCS0)_2TX	28.58	0.72111
802.11ax HEW80_Nss2,(MCS0)_2TX	25.28	0.33729
802.11ax HEW160_Nss2,(MCS0)_2TX	21.79	0.15101
5.25-5.35GHz	-	-
802.11ax HEW20_Nss2,(MCS0)_2TX	23.89	0.24491
802.11ax HEW40_Nss2,(MCS0)_2TX	23.94	0.24774
802.11ax HEW80_Nss2,(MCS0)_2TX	23.81	0.24044
802.11ax HEW160_Nss2,(MCS0)_2TX	22.23	0.16711
5.47-5.725GHz	-	-
802.11ax HEW20_Nss2,(MCS0)_2TX	23.75	0.23714
802.11ax HEW40_Nss2,(MCS0)_2TX	23.97	0.24946
802.11ax HEW80_Nss2,(MCS0)_2TX	23.87	0.24378
802.11ax HEW160_Nss2,(MCS0)_2TX	23.79	0.23933
5.725-5.85GHz	-	-
802.11ax HEW20_Nss2,(MCS0)_2TX	29.94	0.98628
802.11ax HEW40_Nss2,(MCS0)_2TX	29.88	0.97275
802.11ax HEW80_Nss2,(MCS0)_2TX	28.60	0.72444

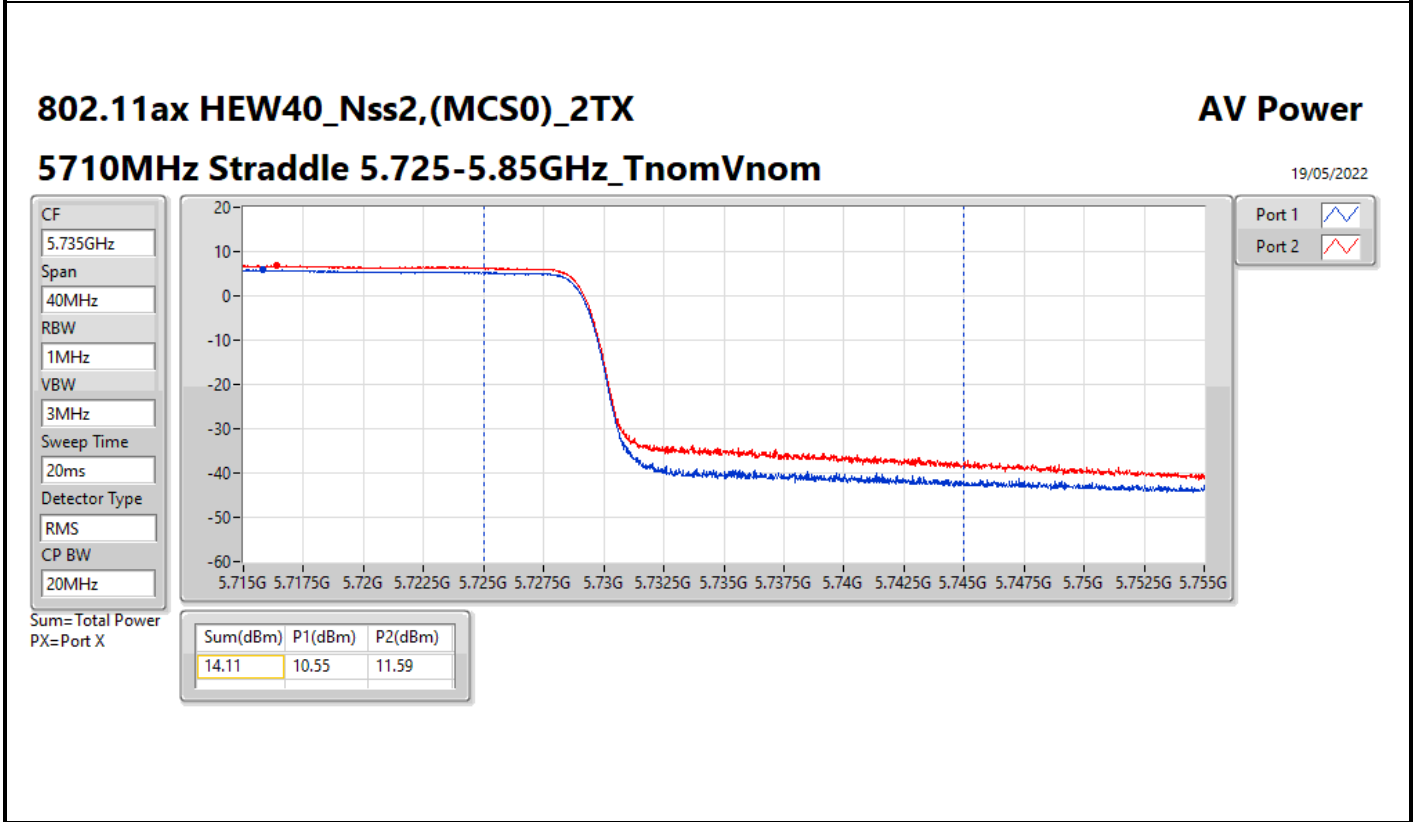
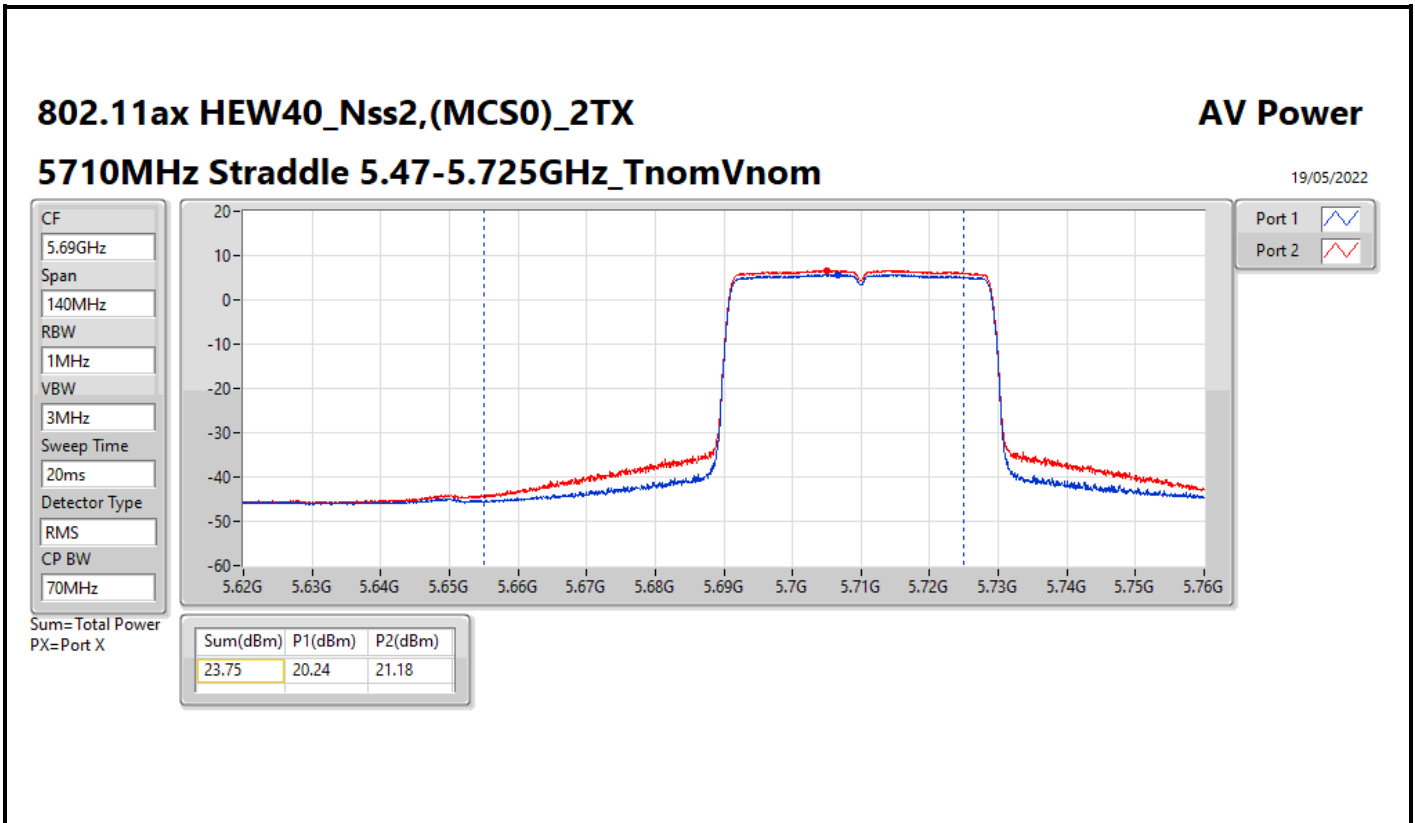


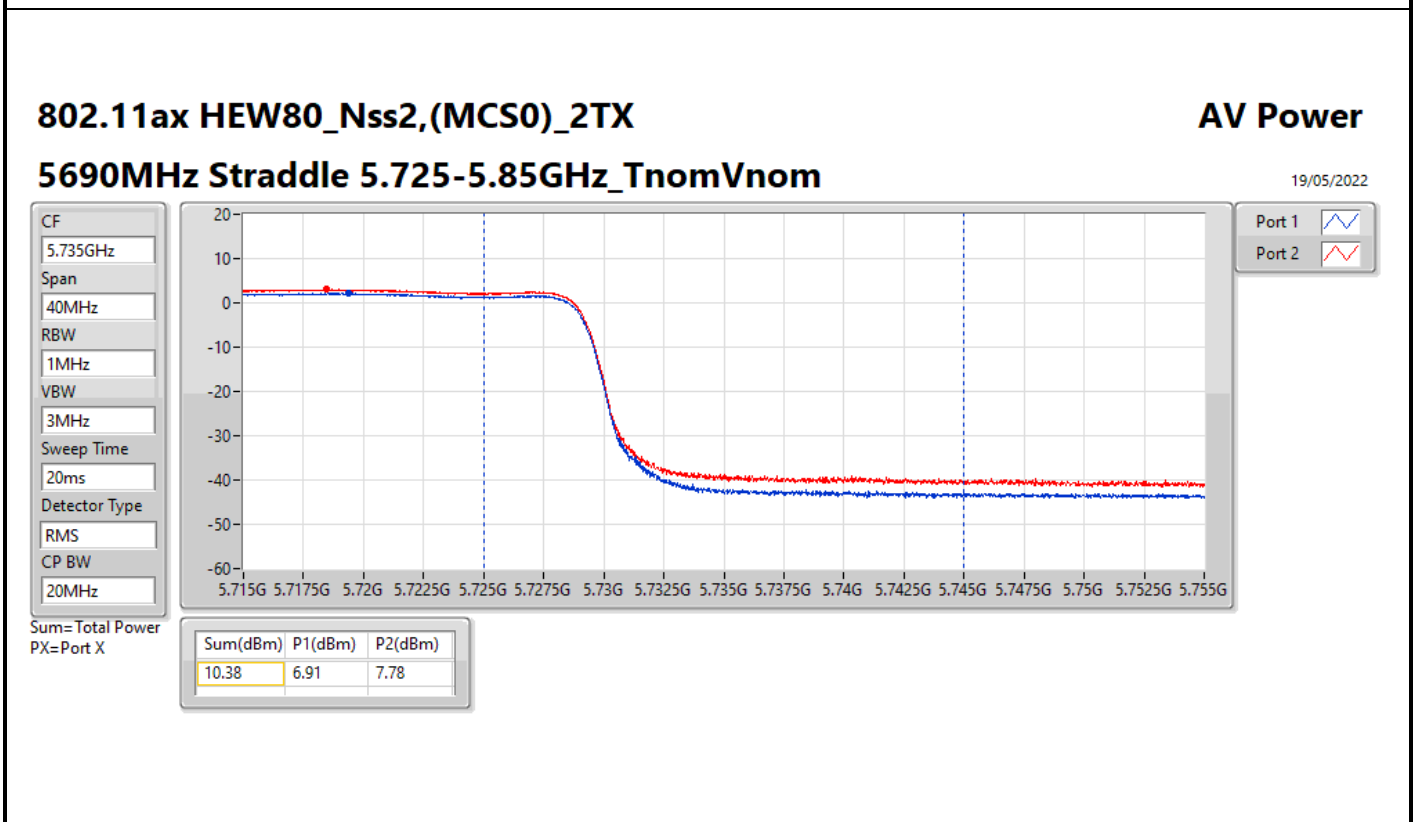
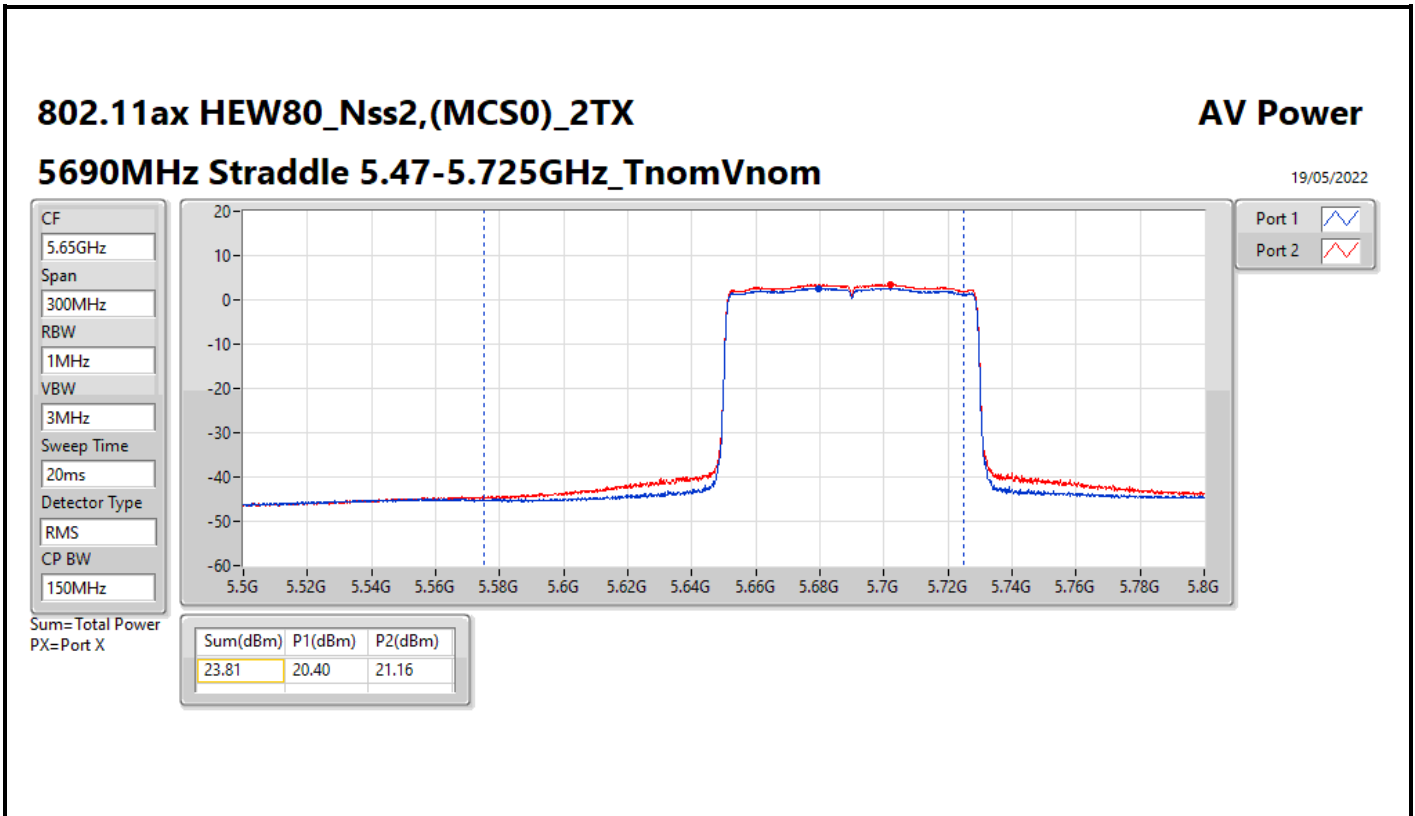
Result

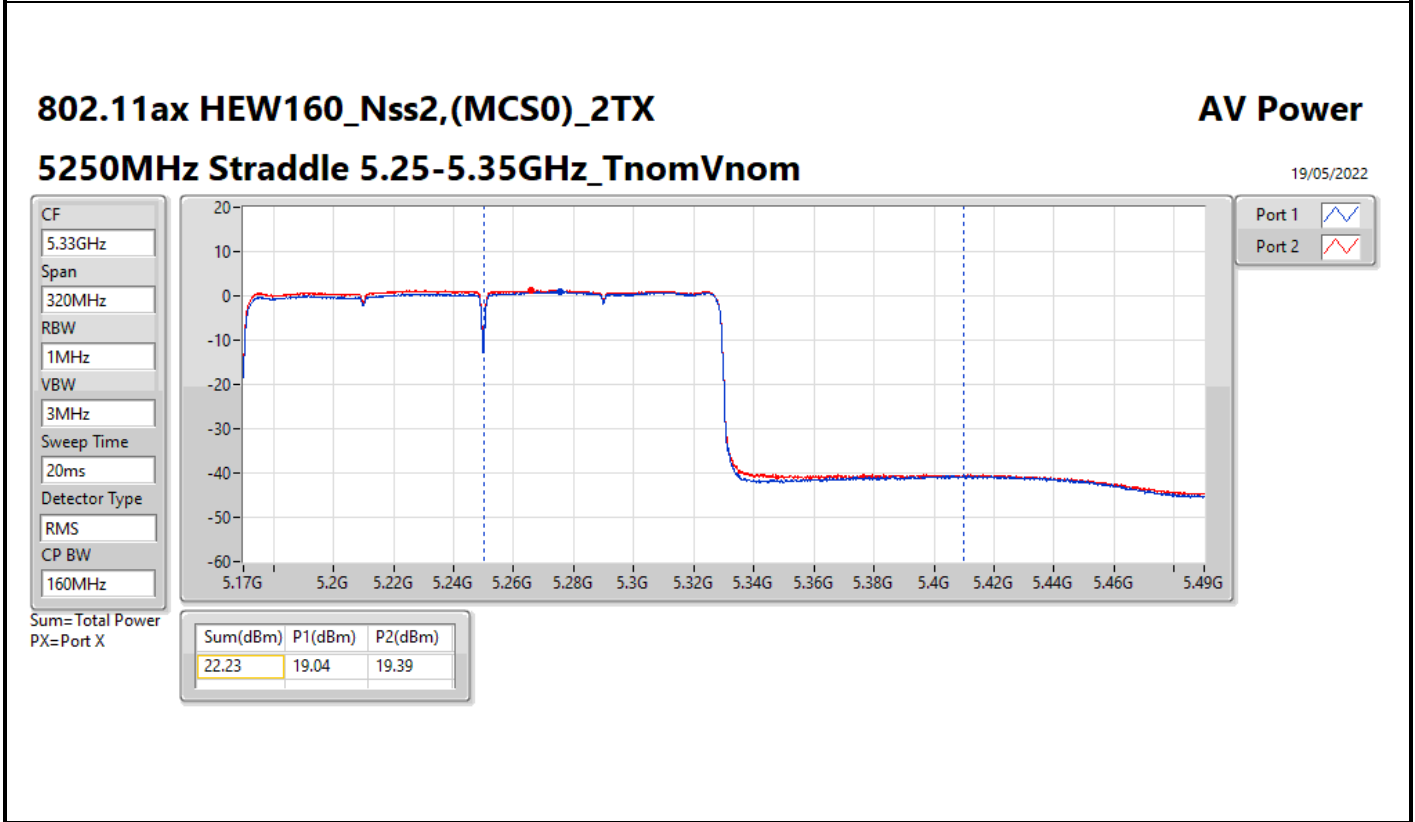
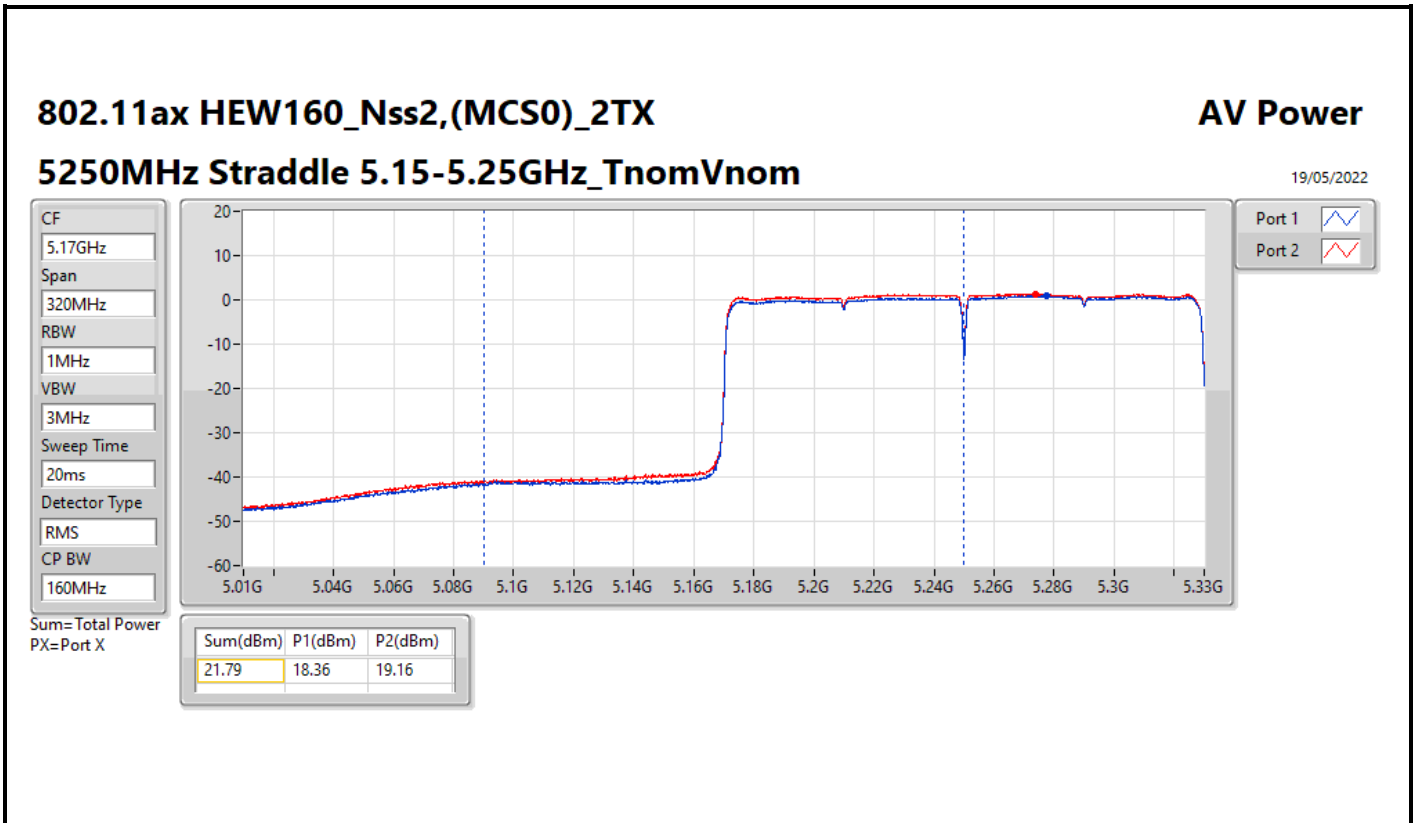
Mode	Result	DG (dBi)	Port 1 (dBm)	Port 2 (dBm)	Total Power (dBm)	Power Limit (dBm)
802.11ax HEW20_Nss2,(MCS0)_2TX	-	-	-	-	-	-
5180MHz	Pass	2.52	24.53	25.68	28.15	30.00
5200MHz	Pass	2.52	26.02	27.03	29.56	30.00
5240MHz	Pass	2.52	26.31	27.45	29.93	30.00
5260MHz	Pass	3.10	20.43	21.28	23.89	23.98
5300MHz	Pass	3.10	20.53	21.21	23.89	23.98
5320MHz	Pass	3.10	20.35	21.26	23.84	23.98
5500MHz	Pass	3.38	19.98	21.38	23.75	23.98
5580MHz	Pass	3.38	20.36	21.08	23.75	23.98
5700MHz	Pass	3.38	18.78	19.80	22.33	23.98
5720MHz Straddle 5.47-5.725GHz	Pass	3.38	19.12	20.28	22.75	22.95
5720MHz Straddle 5.725-5.85GHz	Pass	3.37	13.99	15.18	17.64	30.00
5745MHz	Pass	3.37	26.17	27.58	29.94	30.00
5785MHz	Pass	3.37	26.17	27.53	29.91	30.00
5825MHz	Pass	3.37	26.20	27.43	29.87	30.00
802.11ax HEW40_Nss2,(MCS0)_2TX	-	-	-	-	-	-
5190MHz	Pass	2.52	20.59	21.03	23.83	30.00
5230MHz	Pass	2.52	25.10	25.99	28.58	30.00
5270MHz	Pass	3.10	20.63	21.21	23.94	23.98
5310MHz	Pass	3.10	20.31	21.33	23.86	23.98
5510MHz	Pass	3.38	20.34	21.21	23.81	23.98
5550MHz	Pass	3.38	20.63	21.16	23.91	23.98
5670MHz	Pass	3.38	20.52	21.36	23.97	23.98
5710MHz Straddle 5.47-5.725GHz	Pass	3.38	20.24	21.18	23.75	23.98
5710MHz Straddle 5.725-5.85GHz	Pass	3.37	10.55	11.59	14.11	30.00
5755MHz	Pass	3.37	26.34	27.35	29.88	30.00
5795MHz	Pass	3.37	26.09	26.79	29.46	30.00
802.11ax HEW80_Nss2,(MCS0)_2TX	-	-	-	-	-	-
5210MHz	Pass	2.52	21.86	22.64	25.28	30.00
5290MHz	Pass	3.10	20.45	21.13	23.81	23.98
5530MHz	Pass	3.38	20.53	21.17	23.87	23.98
5610MHz	Pass	3.38	20.37	21.17	23.80	23.98
5690MHz Straddle 5.47-5.725GHz	Pass	3.38	20.40	21.16	23.81	23.98
5690MHz Straddle 5.725-5.85GHz	Pass	3.37	6.91	7.78	10.38	30.00
5775MHz	Pass	3.37	25.26	25.90	28.60	30.00
802.11ax HEW160_Nss2,(MCS0)_2TX	-	-	-	-	-	-
5250MHz Straddle 5.15-5.25GHz	Pass	2.52	18.36	19.16	21.79	30.00
5250MHz Straddle 5.25-5.35GHz	Pass	3.10	19.04	19.39	22.23	23.98
5570MHz	Pass	3.38	20.60	20.96	23.79	23.98

DG = Directional Gain; Port X = Port X output power











Summary

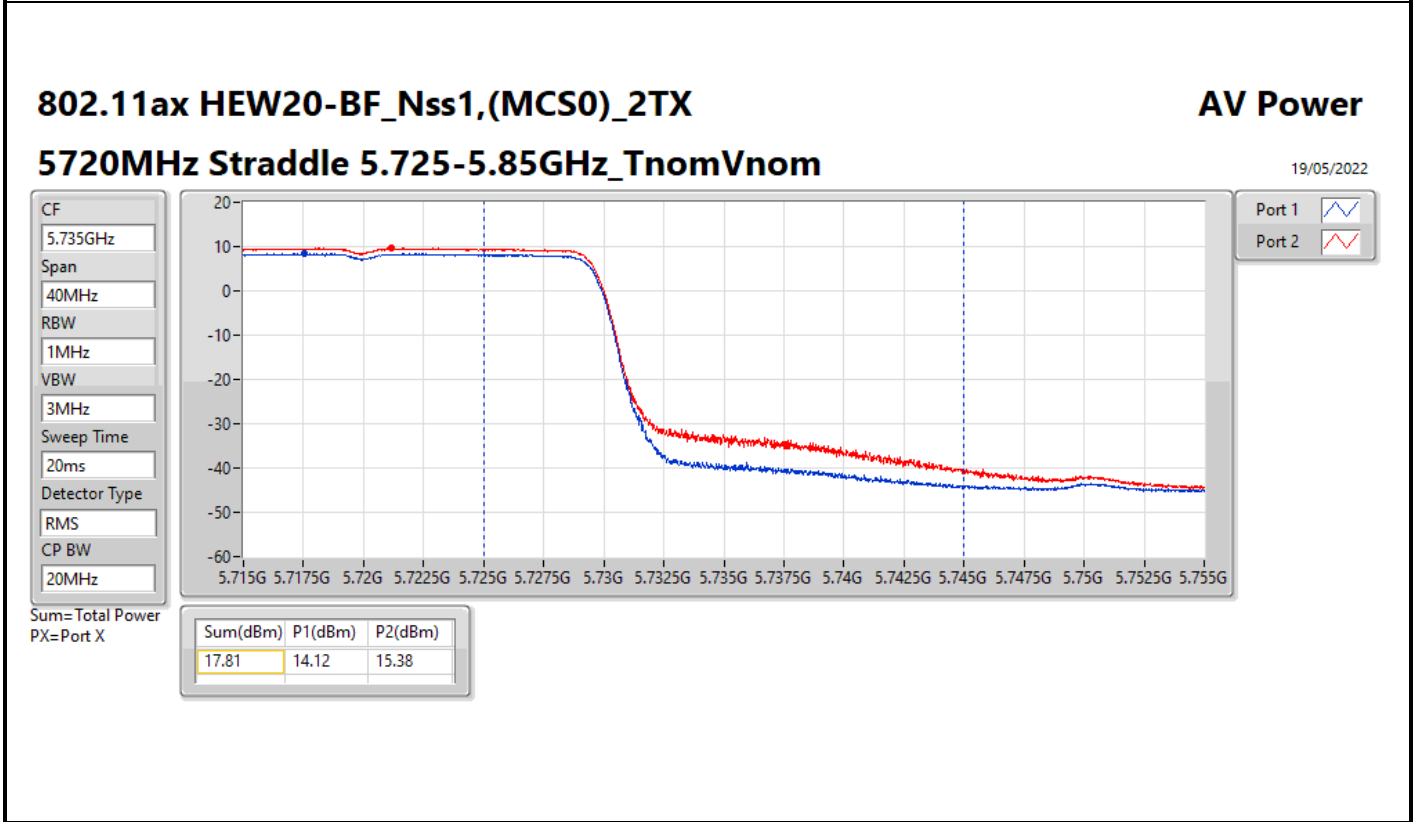
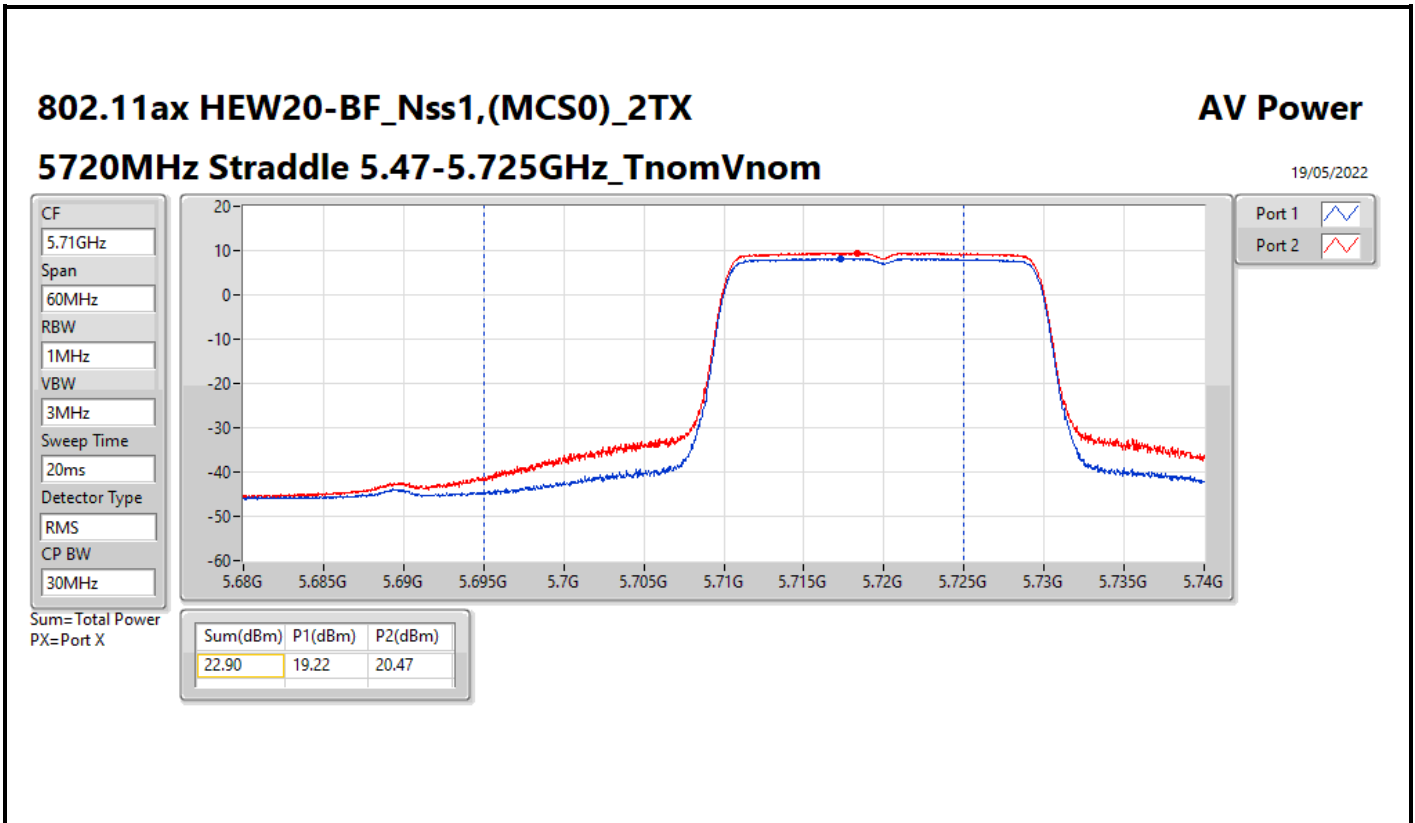
Mode	Total Power (dBm)	Total Power (W)
5.15-5.25GHz	-	-
802.11ax HEW20-BF_Nss1,(MCS0)_2TX	29.86	0.96828
802.11ax HEW40-BF_Nss1,(MCS0)_2TX	28.67	0.73621
802.11ax HEW80-BF_Nss1,(MCS0)_2TX	24.89	0.30832
802.11ax HEW160-BF_Nss1,(MCS0)_2TX	21.31	0.13521
5.25-5.35GHz	-	-
802.11ax HEW20-BF_Nss1,(MCS0)_2TX	23.94	0.24774
802.11ax HEW40-BF_Nss1,(MCS0)_2TX	23.82	0.24099
802.11ax HEW80-BF_Nss1,(MCS0)_2TX	23.89	0.24491
802.11ax HEW160-BF_Nss1,(MCS0)_2TX	21.88	0.15417
5.47-5.725GHz	-	-
802.11ax HEW20-BF_Nss1,(MCS0)_2TX	23.80	0.23988
802.11ax HEW40-BF_Nss1,(MCS0)_2TX	23.97	0.24946
802.11ax HEW80-BF_Nss1,(MCS0)_2TX	23.94	0.24774
802.11ax HEW160-BF_Nss1,(MCS0)_2TX	21.52	0.14191
5.725-5.85GHz	-	-
802.11ax HEW20-BF_Nss1,(MCS0)_2TX	29.88	0.97275
802.11ax HEW40-BF_Nss1,(MCS0)_2TX	29.89	0.97499
802.11ax HEW80-BF_Nss1,(MCS0)_2TX	29.20	0.83176

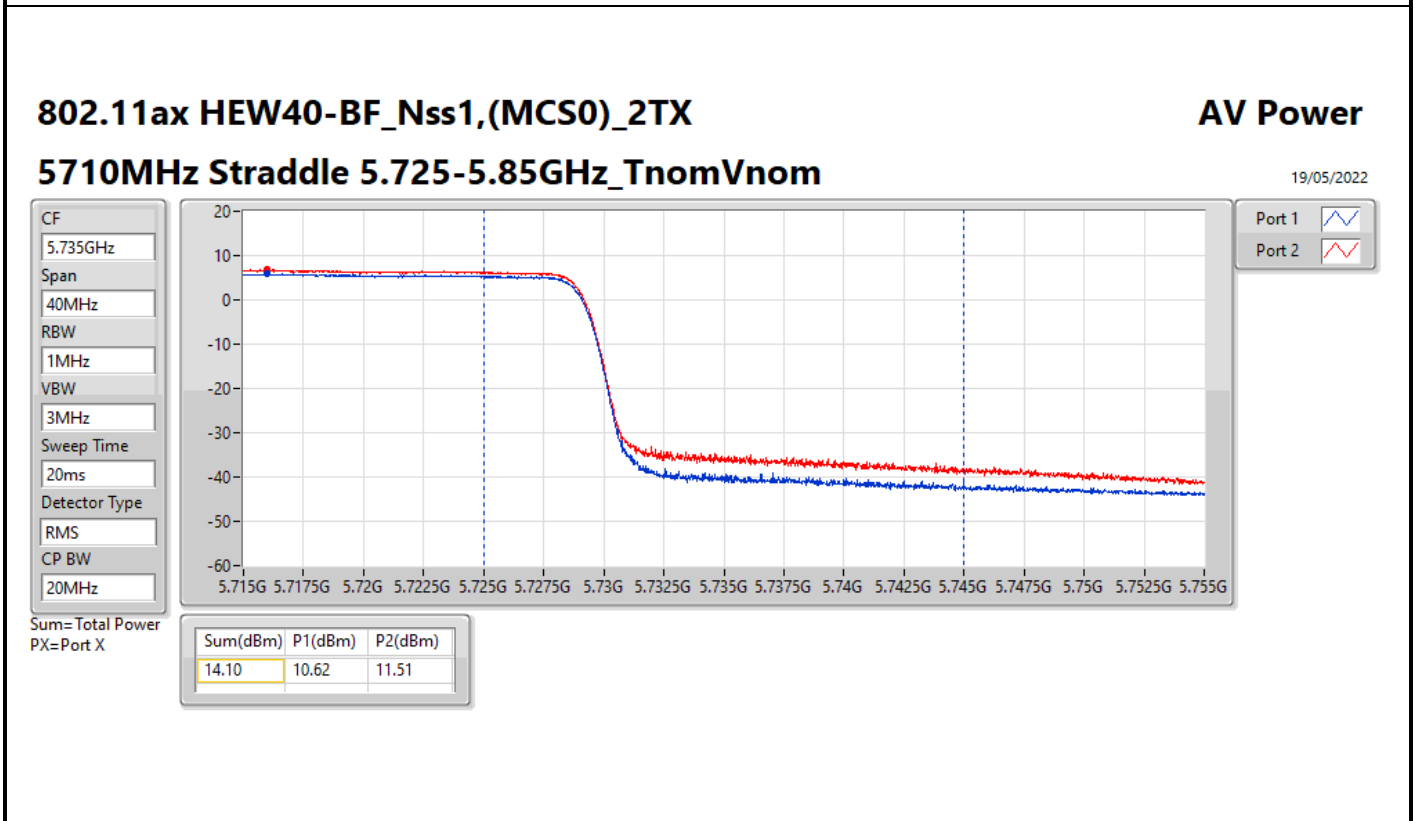
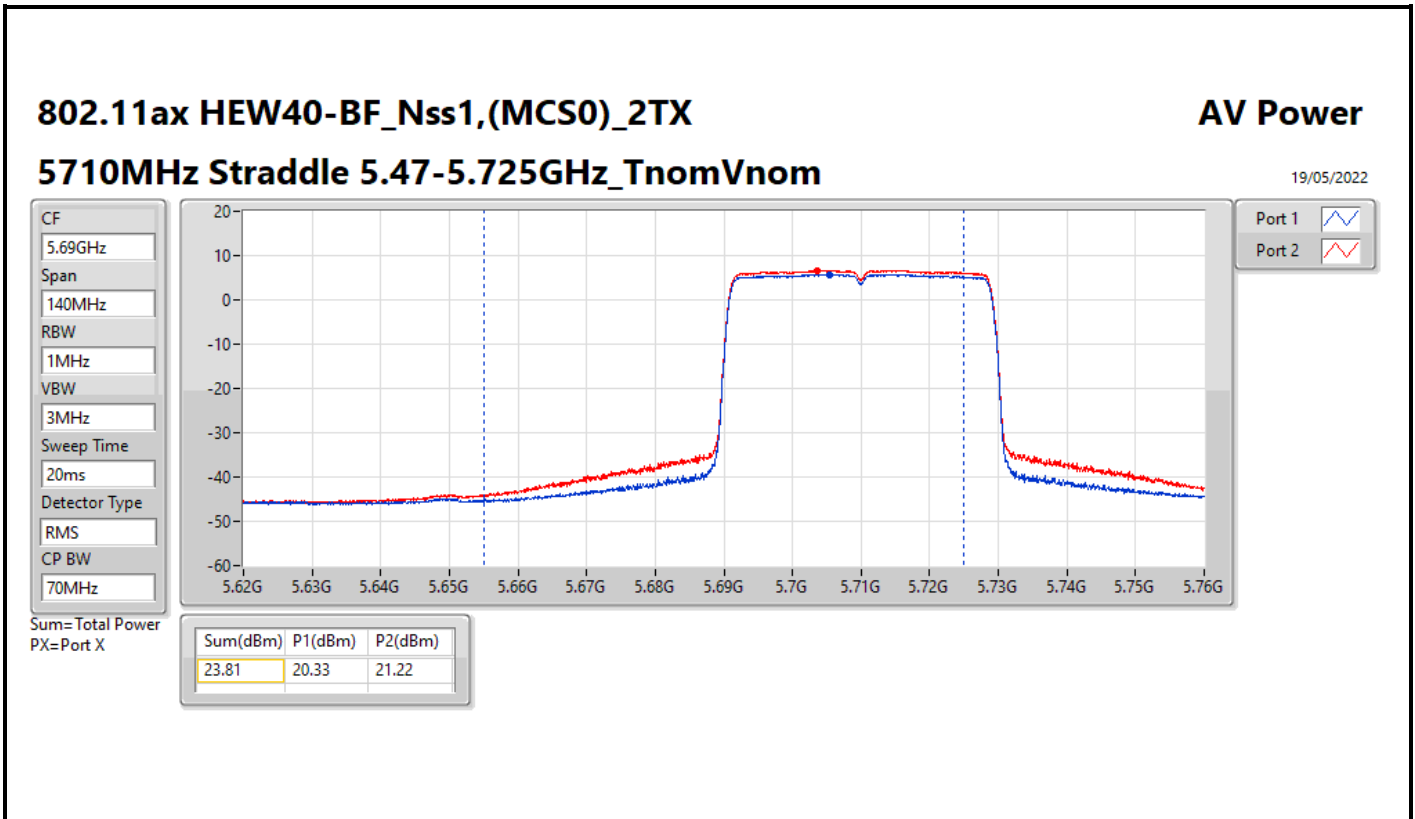


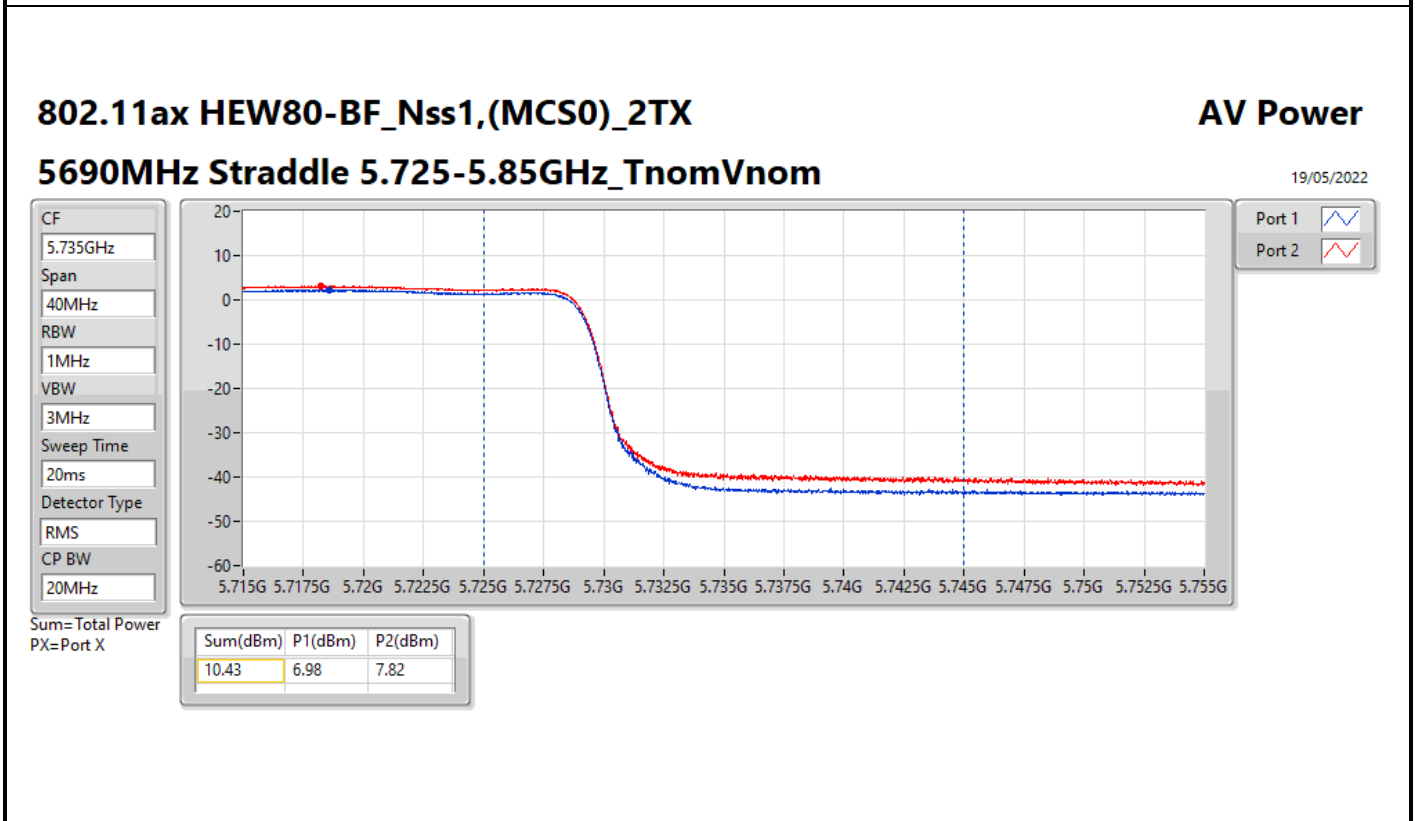
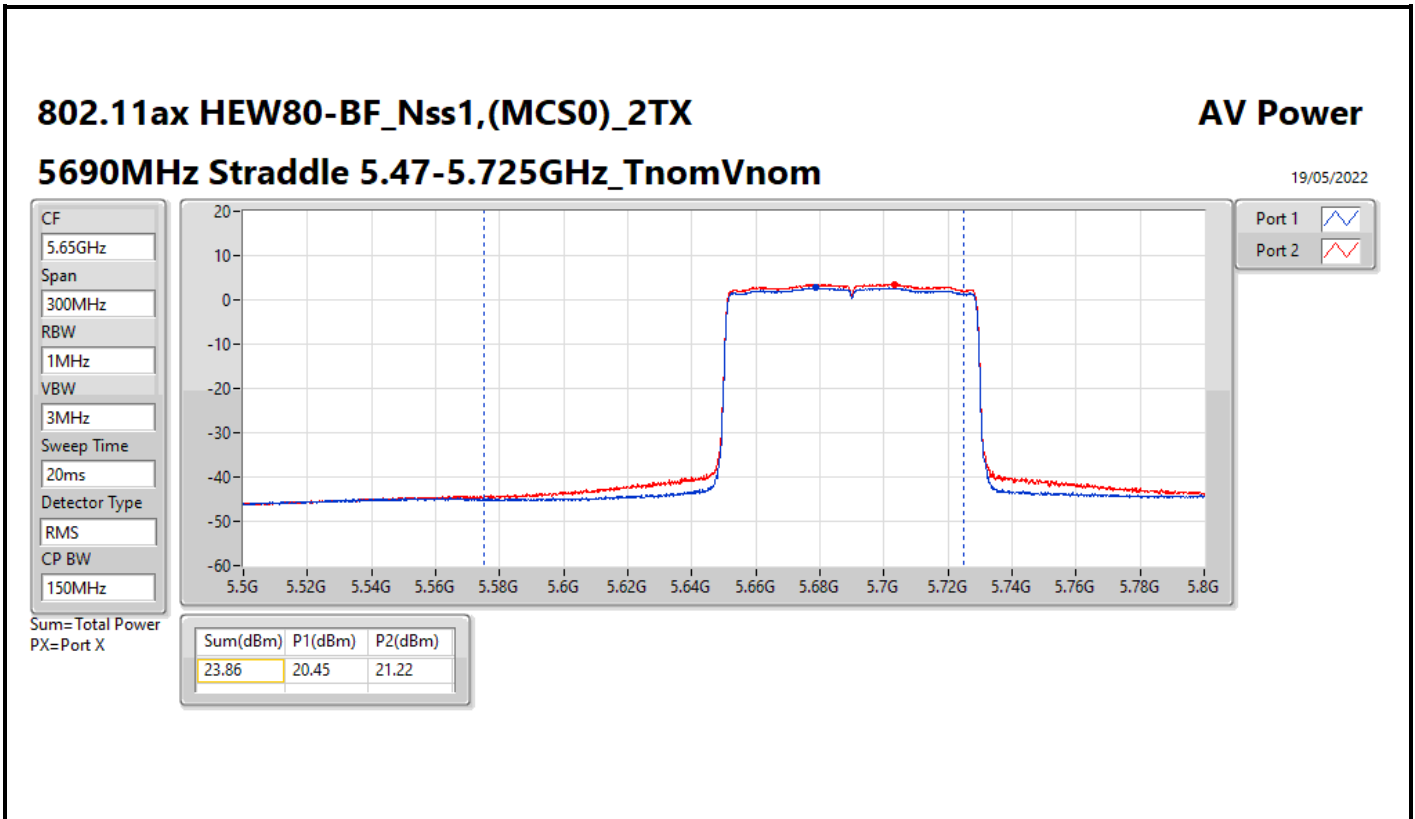
Result

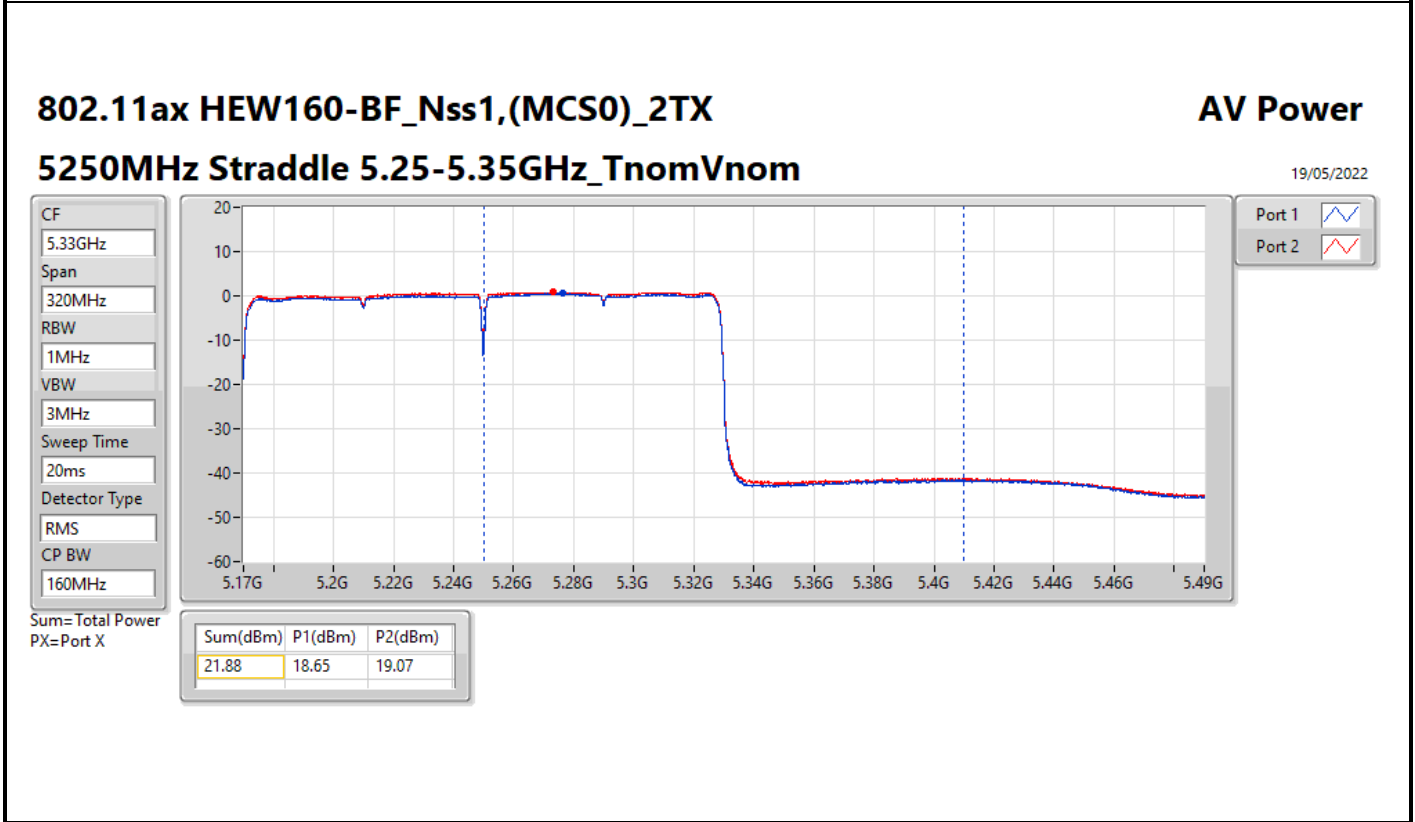
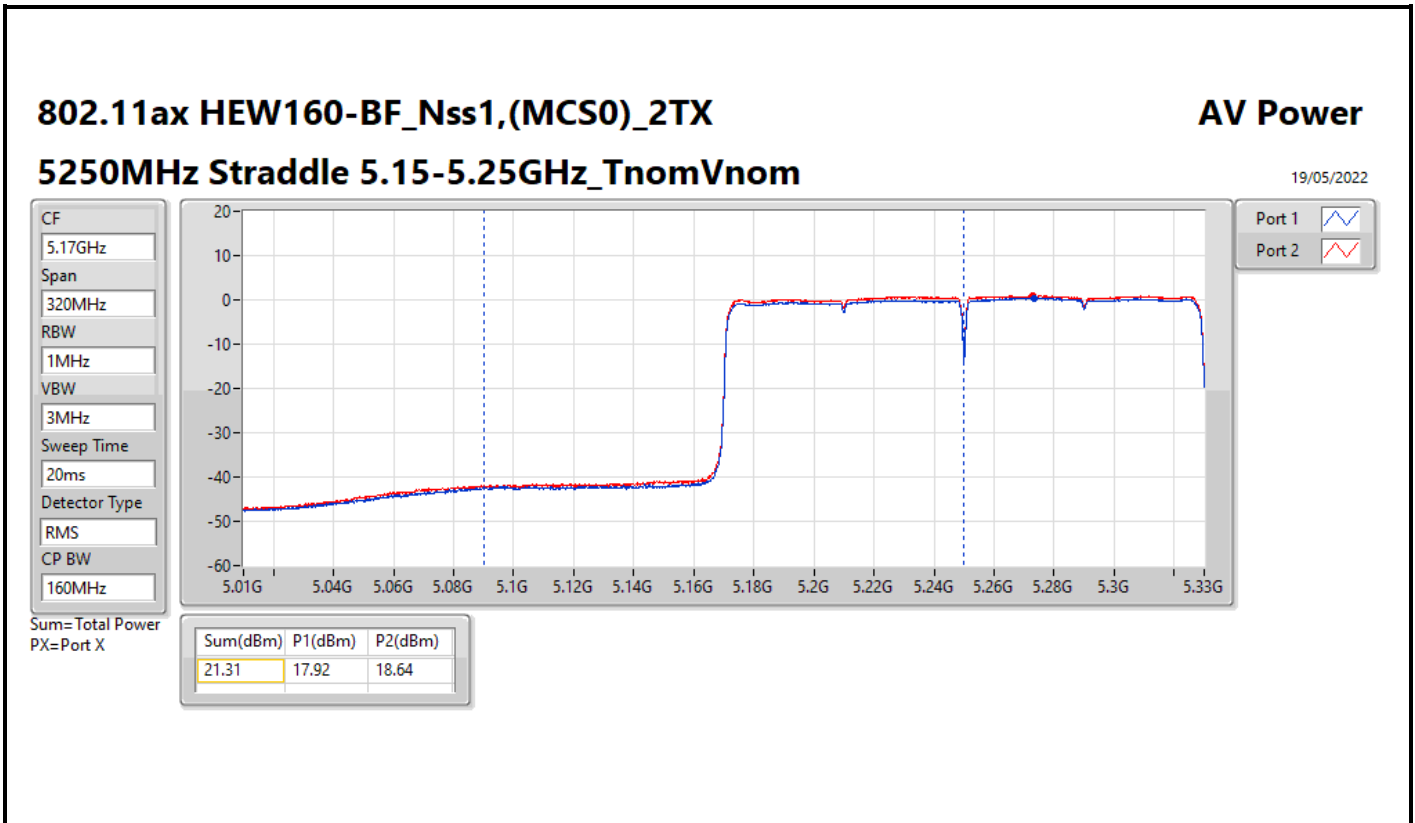
Mode	Result	DG (dBi)	Port 1 (dBm)	Port 2 (dBm)	Total Power (dBm)	Power Limit (dBm)
802.11ax HEW20-BF_Nss1,(MCS0)_2TX	-	-	-	-	-	-
5180MHz	Pass	5.06	25.02	26.18	28.65	30.00
5200MHz	Pass	5.06	26.18	27.35	29.81	30.00
5240MHz	Pass	5.06	26.26	27.36	29.86	30.00
5260MHz	Pass	5.44	20.55	21.27	23.94	23.98
5300MHz	Pass	5.44	20.38	21.21	23.83	23.98
5320MHz	Pass	5.44	20.33	21.27	23.84	23.98
5500MHz	Pass	5.32	20.20	21.26	23.77	23.98
5580MHz	Pass	5.32	20.28	21.25	23.80	23.98
5700MHz	Pass	5.32	18.46	19.52	22.03	23.98
5720MHz Straddle 5.47-5.725GHz	Pass	5.32	19.22	20.47	22.90	22.97
5720MHz Straddle 5.725-5.85GHz	Pass	6.05	14.12	15.38	17.81	29.95
5745MHz	Pass	6.05	26.12	27.49	29.87	29.95
5785MHz	Pass	6.05	26.17	27.48	29.88	29.95
5825MHz	Pass	6.05	26.08	27.33	29.76	29.95
802.11ax HEW40-BF_Nss1,(MCS0)_2TX	-	-	-	-	-	-
5190MHz	Pass	5.06	21.11	21.88	24.52	30.00
5230MHz	Pass	5.06	25.31	25.98	28.67	30.00
5270MHz	Pass	5.44	20.32	21.23	23.81	23.98
5310MHz	Pass	5.44	20.29	21.27	23.82	23.98
5510MHz	Pass	5.32	20.45	21.42	23.97	23.98
5550MHz	Pass	5.32	20.40	21.14	23.80	23.98
5670MHz	Pass	5.32	20.36	21.26	23.84	23.98
5710MHz Straddle 5.47-5.725GHz	Pass	5.32	20.33	21.22	23.81	23.98
5710MHz Straddle 5.725-5.85GHz	Pass	6.05	10.62	11.51	14.10	29.95
5755MHz	Pass	6.05	26.19	27.48	29.89	29.95
5795MHz	Pass	6.05	26.35	27.36	29.89	29.95
802.11ax HEW80-BF_Nss1,(MCS0)_2TX	-	-	-	-	-	-
5210MHz	Pass	5.06	21.48	22.24	24.89	30.00
5290MHz	Pass	5.44	20.54	21.20	23.89	23.98
5530MHz	Pass	5.32	20.58	21.25	23.94	23.98
5610MHz	Pass	5.32	20.52	21.30	23.94	23.98
5690MHz Straddle 5.47-5.725GHz	Pass	5.32	20.45	21.22	23.86	23.98
5690MHz Straddle 5.725-5.85GHz	Pass	6.05	6.98	7.82	10.43	29.95
5775MHz	Pass	6.05	25.78	26.56	29.20	29.95
802.11ax HEW160-BF_Nss1,(MCS0)_2TX	-	-	-	-	-	-
5250MHz Straddle 5.15-5.25GHz	Pass	5.06	17.92	18.64	21.31	30.00
5250MHz Straddle 5.25-5.35GHz	Pass	5.44	18.65	19.07	21.88	23.98
5570MHz	Pass	5.32	18.39	18.63	21.52	23.98

DG = Directional Gain; Port X = Port X output power











Summary

Mode	PD (dBm/RBW)
5.15-5.25GHz	-
802.11a_Nss1,(6Mbps)_2TX	16.99
5.25-5.35GHz	-
802.11a_Nss1,(6Mbps)_2TX	10.94
5.47-5.725GHz	-
802.11a_Nss1,(6Mbps)_2TX	10.97
5.725-5.85GHz	-
802.11a_Nss1,(6Mbps)_2TX	15.28

RBW = 500kHz for 5.725-5.85GHz band / 1MHz for other band;



Result

Mode	Result	DG (dBi)	Port 1 (dBm/RBW)	Port 2 (dBm/RBW)	PD (dBm/RBW)	PD Limit (dBm/RBW)
802.11a_Nss1,(6Mbps)_2TX	-	-	-	-	-	-
5180MHz	Pass	5.06	11.84	13.05	15.44	17.00
5200MHz	Pass	5.06	13.29	14.62	16.99	17.00
5240MHz	Pass	5.06	13.24	14.37	16.83	17.00
5260MHz	Pass	5.44	7.39	8.32	10.88	11.00
5300MHz	Pass	5.44	7.43	8.46	10.94	11.00
5320MHz	Pass	5.44	7.47	8.41	10.93	11.00
5500MHz	Pass	5.32	7.37	8.59	10.97	11.00
5580MHz	Pass	5.32	6.81	7.51	10.16	11.00
5700MHz	Pass	5.32	6.01	6.93	9.43	11.00
5720MHz Straddle 5.47-5.725GHz	Pass	5.32	6.62	7.71	10.17	11.00
5720MHz Straddle 5.725-5.85GHz	Pass	6.05	5.00	6.15	8.59	29.95
5745MHz	Pass	6.05	11.61	12.94	15.28	29.95
5785MHz	Pass	6.05	11.52	12.77	15.14	29.95
5825MHz	Pass	6.05	11.48	12.88	15.18	29.95

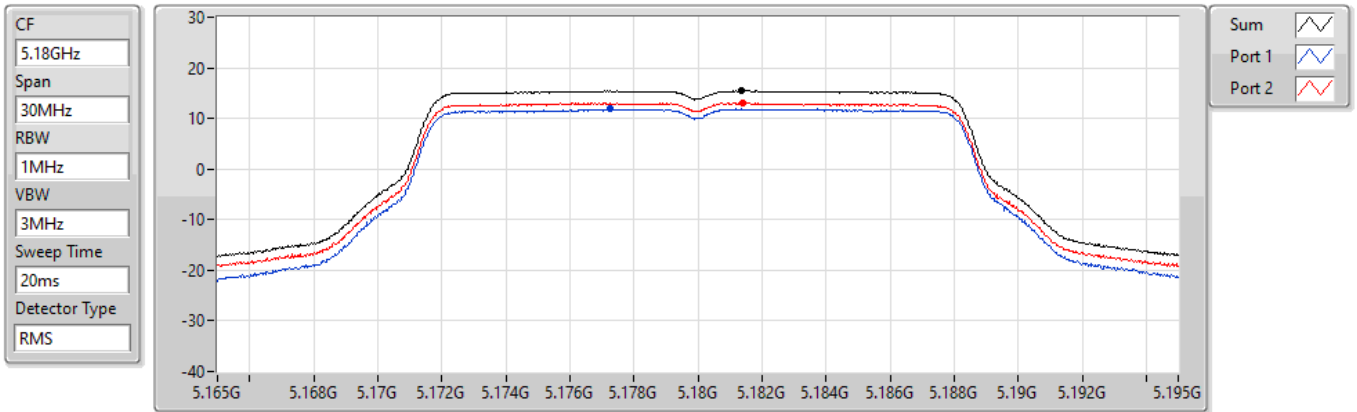
DG = Directional Gain; RBW = 500kHz for 5.725-5.85GHz band / 1MHz for other band;
PD = trace bin-by-bin of each transmits port summing can be performed maximum power density; Port X = Port X Power Density;

802.11a_Nss1,(6Mbps)_2TX

PSD

5180MHz

19/05/2022



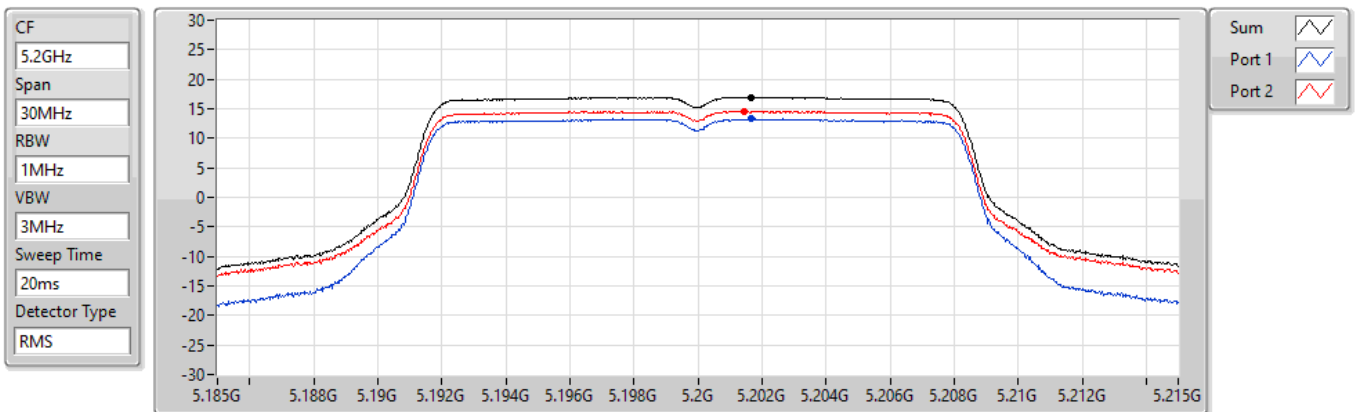
Sum	PD	Port 1	Port 2
(dBm/RBW)	(dBm/RBW)	(dBm/RBW)	(dBm/RBW)
15.44	15.44	11.84	13.05

802.11a_Nss1,(6Mbps)_2TX

PSD

5200MHz

19/05/2022



Sum	PD	Port 1	Port 2
(dBm/RBW)	(dBm/RBW)	(dBm/RBW)	(dBm/RBW)
16.99	16.99	13.29	14.62

802.11a_Nss1,(6Mbps)_2TX

PSD

5240MHz

19/05/2022

CF
5.24GHz

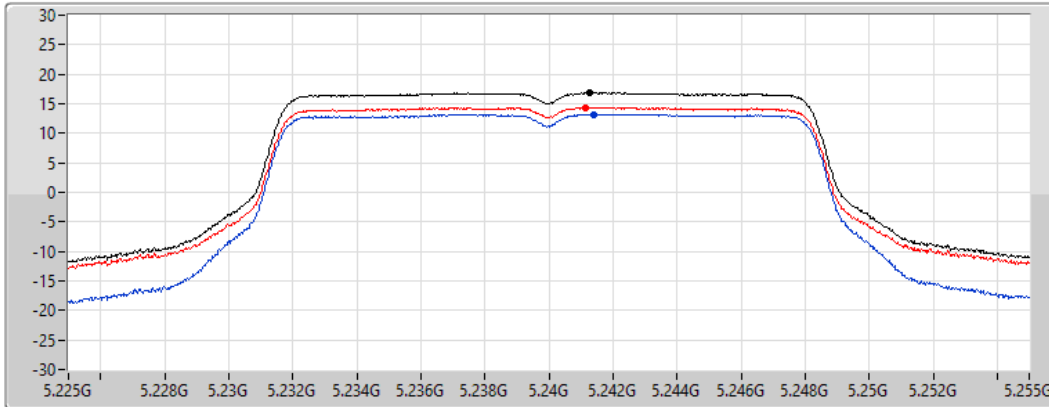
Span
30MHz


RBW
1MHz


VBW
3MHz


Sweep Time
20ms

Detector Type
RMS



Sum 

Port 1 

Port 2 

Sum	PD	Port 1	Port 2
(dBm/RBW)	(dBm/RBW)	(dBm/RBW)	(dBm/RBW)
16.83	16.83	13.24	14.37

802.11a_Nss1,(6Mbps)_2TX

PSD

5260MHz

19/05/2022

CF
5.26GHz

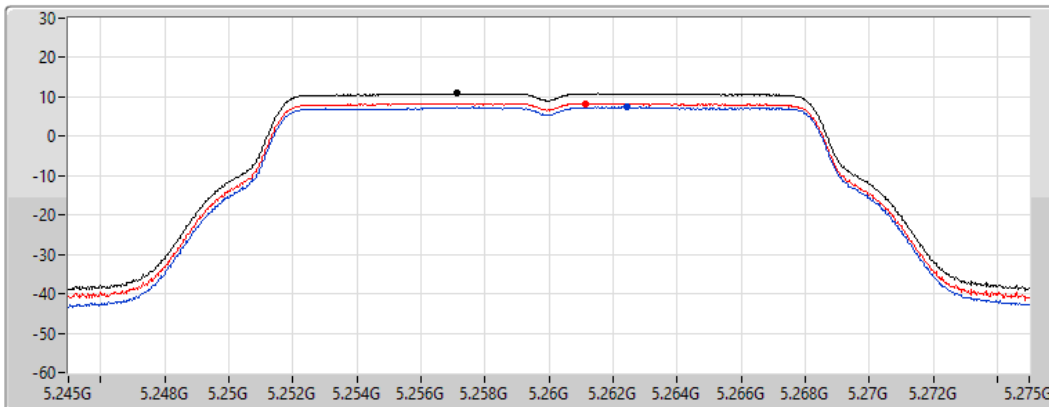
Span
30MHz


RBW
1MHz


VBW
3MHz


Sweep Time
20ms

Detector Type
RMS



Sum 

Port 1 

Port 2 

Sum	PD	Port 1	Port 2
(dBm/RBW)	(dBm/RBW)	(dBm/RBW)	(dBm/RBW)
10.88	10.88	7.39	8.32

802.11a_Nss1,(6Mbps)_2TX

PSD

5300MHz

19/05/2022

CF
5.3GHz

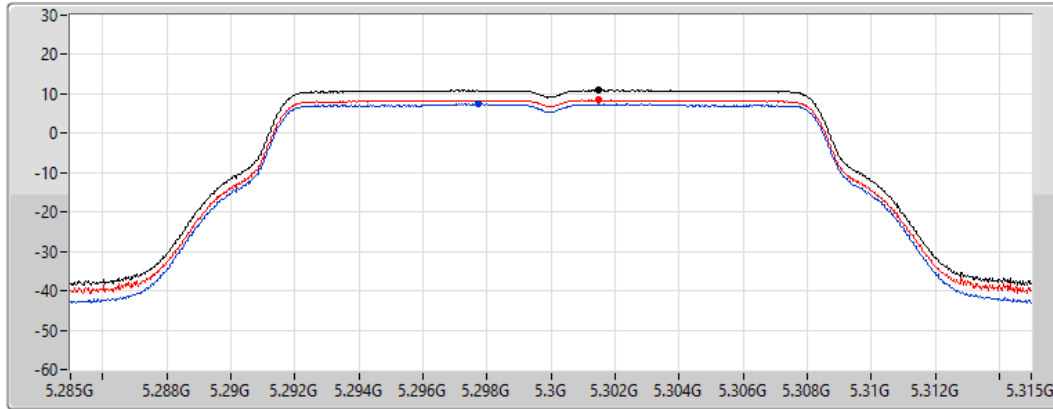
Span
30MHz

RBW
1MHz

VBW
3MHz

Sweep Time
20ms

Detector Type
RMS



Sum

Port 1

Port 2

Sum	PD	Port 1	Port 2
(dBm/RBW)	(dBm/RBW)	(dBm/RBW)	(dBm/RBW)
10.94	10.94	7.43	8.46

802.11a_Nss1,(6Mbps)_2TX

PSD

5320MHz

19/05/2022

CF
5.32GHz

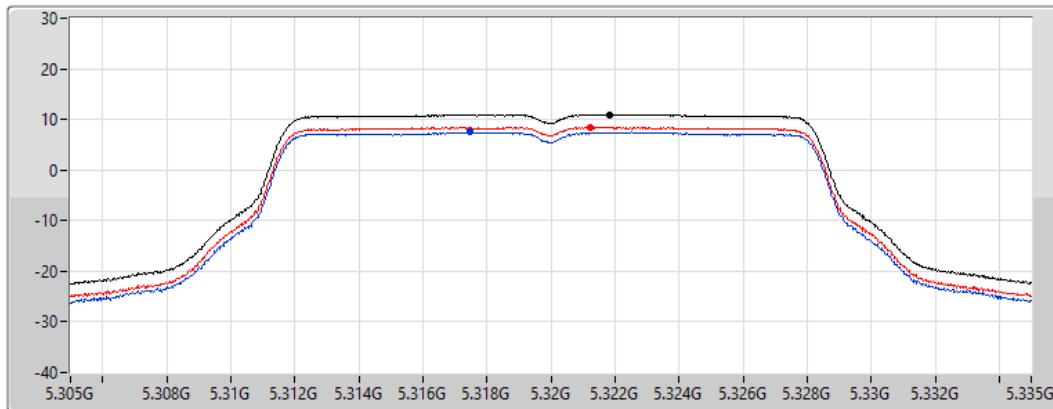
Span
30MHz

RBW
1MHz

VBW
3MHz

Sweep Time
20ms

Detector Type
RMS



Sum

Port 1

Port 2

Sum	PD	Port 1	Port 2
(dBm/RBW)	(dBm/RBW)	(dBm/RBW)	(dBm/RBW)
10.93	10.93	7.47	8.41

802.11a_Nss1,(6Mbps)_2TX

PSD

5500MHz

19/05/2022

CF
5.5GHz

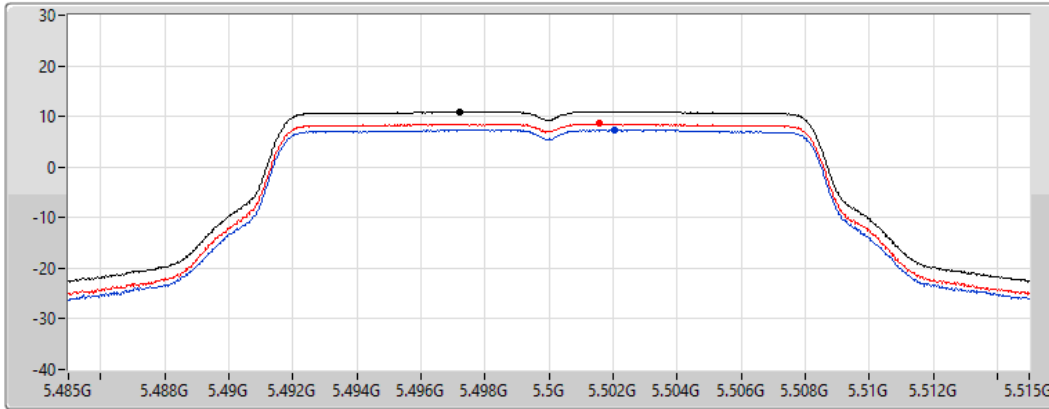
Span
30MHz

RBW
1MHz

VBW
3MHz

Sweep Time
20ms

Detector Type
RMS



Sum

Port 1

Port 2

Sum	PD	Port 1	Port 2
(dBm/RBW)	(dBm/RBW)	(dBm/RBW)	(dBm/RBW)
10.97	10.97	7.37	8.59

802.11a_Nss1,(6Mbps)_2TX

PSD

5580MHz

19/05/2022

CF
5.58GHz

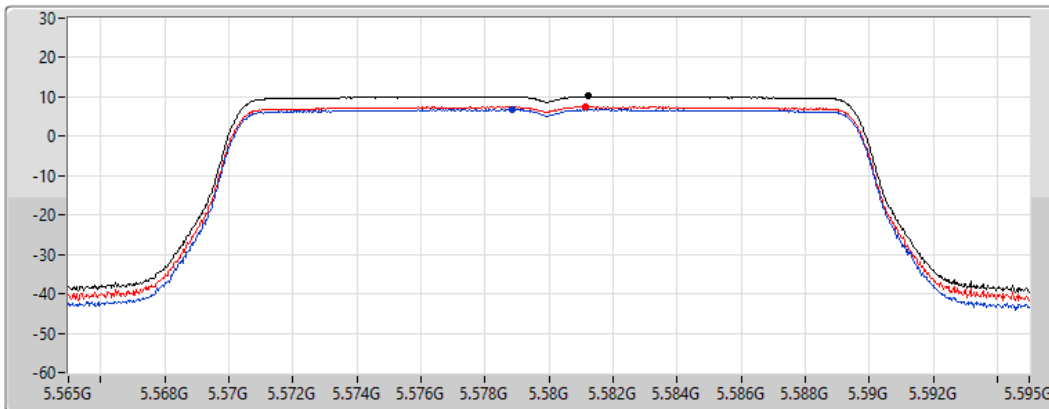
Span
30MHz

RBW
1MHz

VBW
3MHz

Sweep Time
20ms

Detector Type
RMS



Sum

Port 1

Port 2

Sum	PD	Port 1	Port 2
(dBm/RBW)	(dBm/RBW)	(dBm/RBW)	(dBm/RBW)
10.16	10.16	6.81	7.51

802.11a_Nss1,(6Mbps)_2TX

PSD

5700MHz

19/05/2022

CF
5.7GHz

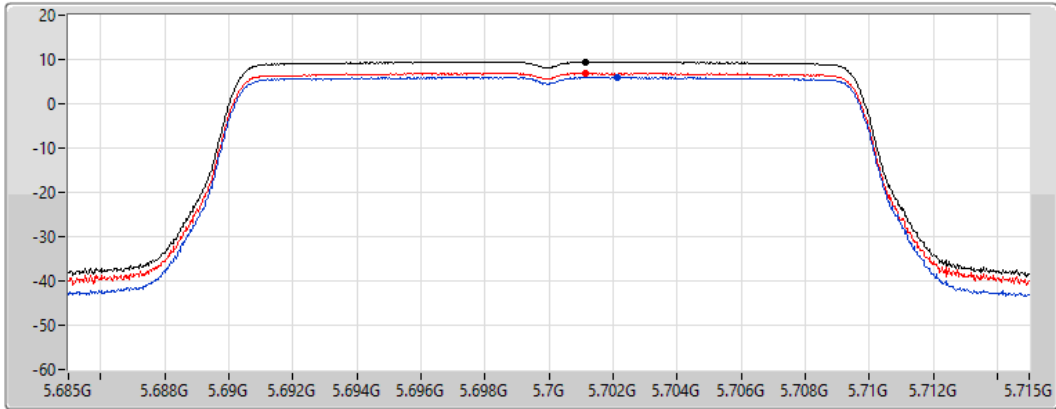
Span
30MHz


RBW
1MHz


VBW
3MHz


Sweep Time
20ms

Detector Type
RMS



Sum 

Port 1 

Port 2 

Sum	PD	Port 1	Port 2
(dBm/RBW)	(dBm/RBW)	(dBm/RBW)	(dBm/RBW)
9.43	9.43	6.01	6.93

802.11a_Nss1,(6Mbps)_2TX

PSD

5720MHz Straddle 5.47-5.725GHz

19/05/2022

CF
5.71GHz

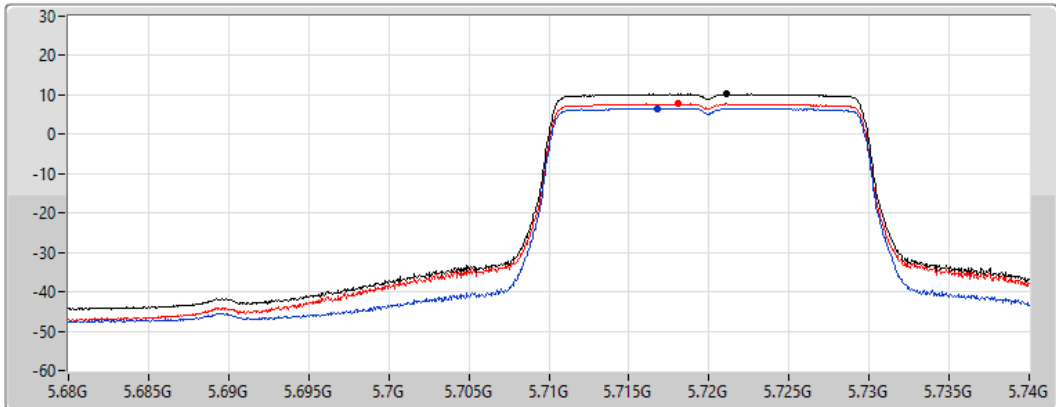
Span
60MHz


RBW
1MHz


VBW
3MHz


Sweep Time
20ms

Detector Type
RMS



Sum 

Port 1 

Port 2 

Sum	PD	Port 1	Port 2
(dBm/RBW)	(dBm/RBW)	(dBm/RBW)	(dBm/RBW)
10.17	10.17	6.62	7.71

802.11a_Nss1,(6Mbps)_2TX

PSD

5720MHz Straddle 5.725-5.85GHz

19/05/2022

CF
5.735GHz

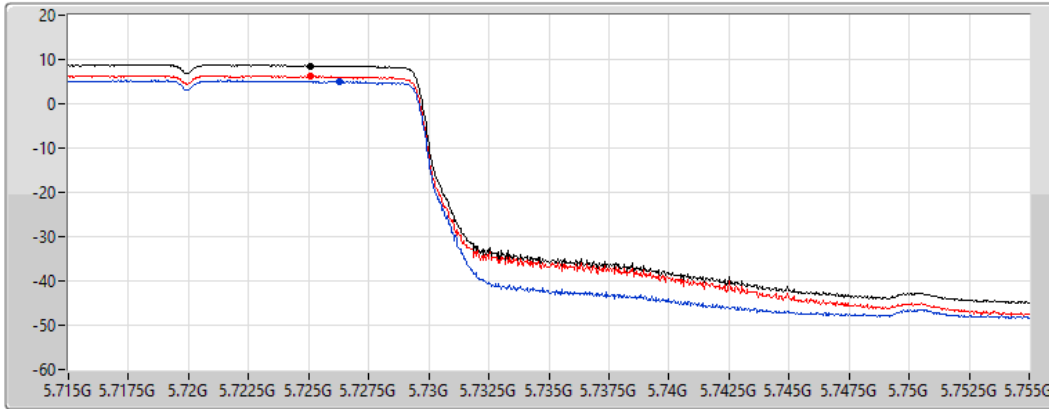
Span
40MHz


RBW
500kHz


VBW
3MHz


Sweep Time
20ms

Detector Type
RMS



Sum 

Port 1 

Port 2 

Sum	PD	Port 1	Port 2
(dBm/RBW)	(dBm/RBW)	(dBm/RBW)	(dBm/RBW)
8.59	8.59	5.00	6.15

802.11a_Nss1,(6Mbps)_2TX

PSD

5745MHz

19/05/2022

CF
5.745GHz

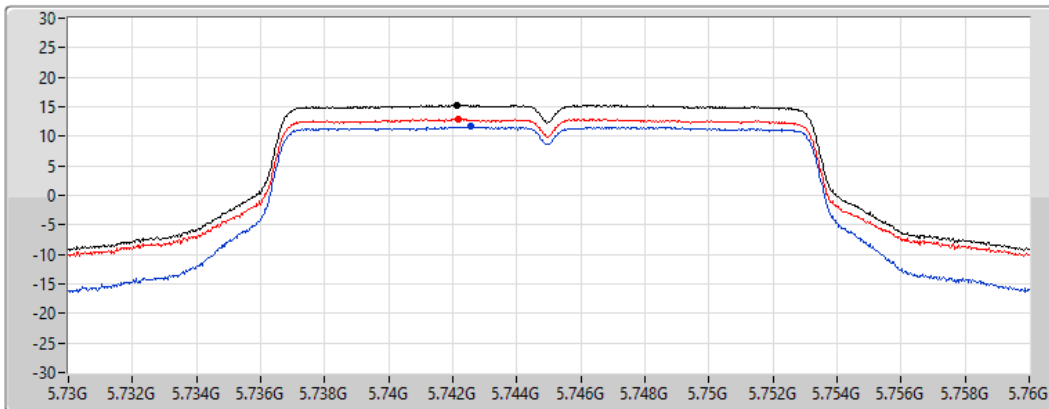
Span
30MHz


RBW
500kHz


VBW
3MHz


Sweep Time
20ms

Detector Type
RMS



Sum 

Port 1 

Port 2 

Sum	PD	Port 1	Port 2
(dBm/RBW)	(dBm/RBW)	(dBm/RBW)	(dBm/RBW)
15.28	15.28	11.61	12.94

802.11a_Nss1,(6Mbps)_2TX

PSD

5785MHz

19/05/2022

CF
5.785GHz

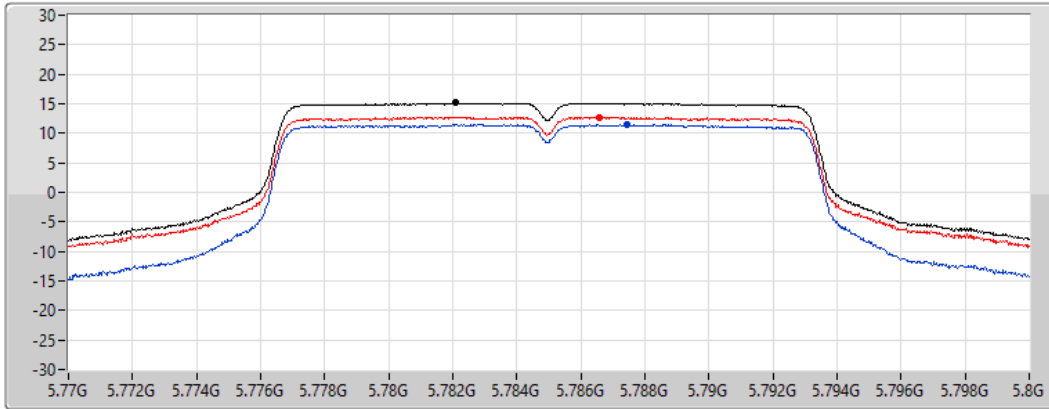
Span
30MHz


RBW
500kHz


VBW
3MHz


Sweep Time
20ms

Detector Type
RMS



Sum 

Port 1 

Port 2 

Sum	PD	Port 1	Port 2
(dBm/RBW)	(dBm/RBW)	(dBm/RBW)	(dBm/RBW)
15.14	15.14	11.52	12.77

802.11a_Nss1,(6Mbps)_2TX

PSD

5825MHz

19/05/2022

CF
5.825GHz

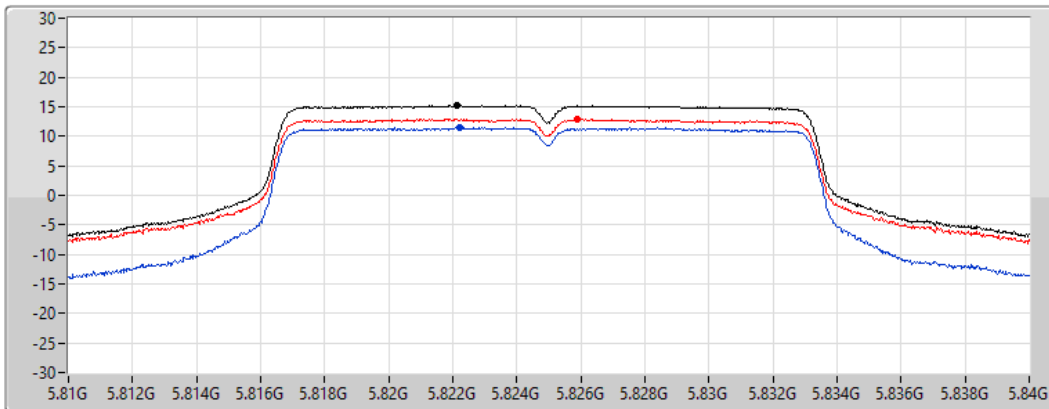
Span
30MHz


RBW
500kHz


VBW
3MHz


Sweep Time
20ms

Detector Type
RMS



Sum 

Port 1 

Port 2 

Sum	PD	Port 1	Port 2
(dBm/RBW)	(dBm/RBW)	(dBm/RBW)	(dBm/RBW)
15.18	15.18	11.48	12.88



Summary

Mode	PD (dBm/RBW)
5.15-5.25GHz	-
802.11ax HEW20_Nss2,(MCS0)_2TX	16.33
802.11ax HEW40_Nss2,(MCS0)_2TX	12.22
802.11ax HEW80_Nss2,(MCS0)_2TX	5.94
802.11ax HEW160_Nss2,(MCS0)_2TX	2.21
5.25-5.35GHz	-
802.11ax HEW20_Nss2,(MCS0)_2TX	10.36
802.11ax HEW40_Nss2,(MCS0)_2TX	7.69
802.11ax HEW80_Nss2,(MCS0)_2TX	4.72
802.11ax HEW160_Nss2,(MCS0)_2TX	2.53
5.47-5.725GHz	-
802.11ax HEW20_Nss2,(MCS0)_2TX	10.25
802.11ax HEW40_Nss2,(MCS0)_2TX	7.67
802.11ax HEW80_Nss2,(MCS0)_2TX	4.54
802.11ax HEW160_Nss2,(MCS0)_2TX	1.41
5.725-5.85GHz	-
802.11ax HEW20_Nss2,(MCS0)_2TX	14.78
802.11ax HEW40_Nss2,(MCS0)_2TX	11.90
802.11ax HEW80_Nss2,(MCS0)_2TX	7.73

RBW = 500kHz for 5.725-5.85GHz band / 1MHz for other band;



Result

Mode	Result	DG (dBi)	Port 1 (dBm/RBW)	Port 2 (dBm/RBW)	PD (dBm/RBW)	PD Limit (dBm/RBW)
802.11ax HEW20_Nss2,(MCS0)_2TX	-	-	-	-	-	-
5180MHz	Pass	2.52	10.97	12.16	14.57	17.00
5200MHz	Pass	2.52	12.37	13.45	15.93	17.00
5240MHz	Pass	2.52	12.77	13.84	16.33	17.00
5260MHz	Pass	3.10	6.94	7.76	10.36	11.00
5300MHz	Pass	3.10	6.97	7.73	10.35	11.00
5320MHz	Pass	3.10	6.75	7.73	10.24	11.00
5500MHz	Pass	3.38	6.61	7.87	10.22	11.00
5580MHz	Pass	3.38	6.79	7.50	10.13	11.00
5700MHz	Pass	3.38	5.08	6.13	8.63	11.00
5720MHz Straddle 5.47-5.725GHz	Pass	3.38	6.62	7.80	10.25	11.00
5720MHz Straddle 5.725-5.85GHz	Pass	3.37	5.00	6.17	8.63	30.00
5745MHz	Pass	3.37	11.10	12.41	14.78	30.00
5785MHz	Pass	3.37	11.04	12.28	14.71	30.00
5825MHz	Pass	3.37	10.99	12.20	14.62	30.00
802.11ax HEW40_Nss2,(MCS0)_2TX	-	-	-	-	-	-
5190MHz	Pass	2.52	4.29	4.75	7.50	17.00
5230MHz	Pass	2.52	8.81	9.67	12.22	17.00
5270MHz	Pass	3.10	4.14	4.91	7.47	11.00
5310MHz	Pass	3.10	4.35	5.09	7.69	11.00
5510MHz	Pass	3.38	4.10	4.92	7.48	11.00
5550MHz	Pass	3.38	4.31	4.83	7.54	11.00
5670MHz	Pass	3.38	4.22	4.94	7.57	11.00
5710MHz Straddle 5.47-5.725GHz	Pass	3.38	4.19	5.17	7.67	11.00
5710MHz Straddle 5.725-5.85GHz	Pass	3.37	2.34	3.34	5.85	30.00
5755MHz	Pass	3.37	8.37	9.41	11.90	30.00
5795MHz	Pass	3.37	8.10	8.89	11.50	30.00
802.11ax HEW80_Nss2,(MCS0)_2TX	-	-	-	-	-	-
5210MHz	Pass	2.52	2.60	3.28	5.94	17.00
5290MHz	Pass	3.10	1.44	2.05	4.72	11.00
5530MHz	Pass	3.38	1.31	1.87	4.54	11.00
5610MHz	Pass	3.38	0.99	1.88	4.44	11.00
5690MHz Straddle 5.47-5.725GHz	Pass	3.38	1.16	1.90	4.49	11.00
5690MHz Straddle 5.725-5.85GHz	Pass	3.37	-1.38	-0.50	2.09	30.00
5775MHz	Pass	3.37	4.23	5.20	7.73	30.00
802.11ax HEW160_Nss2,(MCS0)_2TX	-	-	-	-	-	-
5250MHz Straddle 5.15-5.25GHz	Pass	2.52	-1.20	-0.38	2.21	17.00
5250MHz Straddle 5.25-5.35GHz	Pass	3.10	-0.70	-0.27	2.53	11.00
5570MHz	Pass	3.38	-1.80	-1.28	1.41	11.00

DG = Directional Gain; RBW = 500kHz for 5.725-5.85GHz band / 1MHz for other band;
 PD = trace bin-by-bin of each transmits port summing can be performed maximum power density; Port X = Port X Power Density;

802.11ax HEW20_Nss2,(MCS0)_2TX

PSD

5180MHz

19/05/2022

CF
5.18GHz

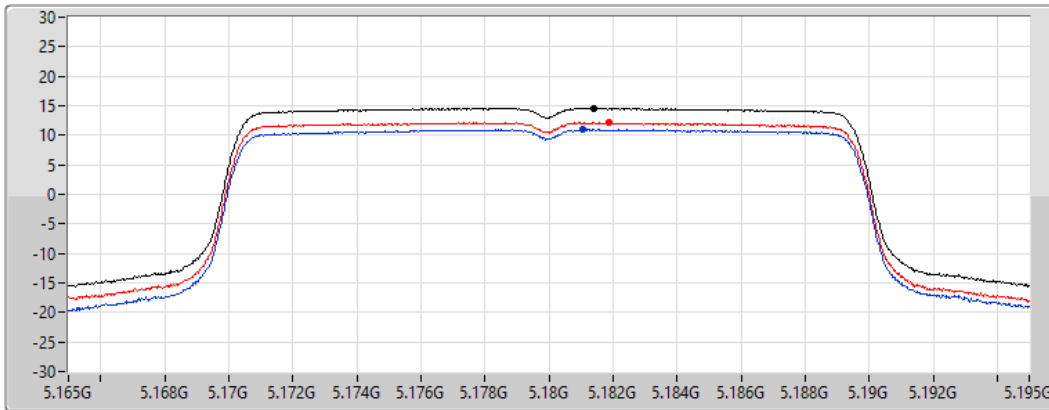
Span
30MHz


RBW
1MHz


VBW
3MHz


Sweep Time
20ms

Detector Type
RMS



Sum 

Port 1 

Port 2 

Sum	PD	Port 1	Port 2
(dBm/RBW)	(dBm/RBW)	(dBm/RBW)	(dBm/RBW)
14.57	14.57	10.97	12.16

802.11ax HEW20_Nss2,(MCS0)_2TX

PSD

5200MHz

19/05/2022

CF
5.2GHz

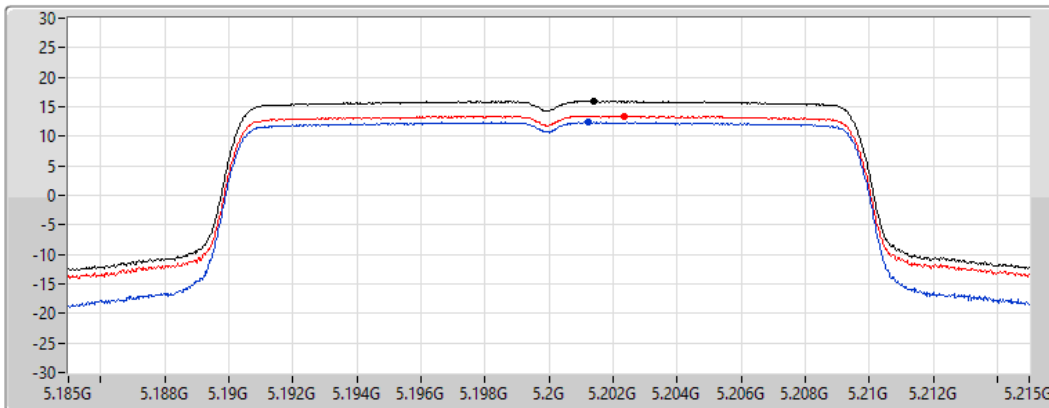
Span
30MHz


RBW
1MHz


VBW
3MHz


Sweep Time
20ms

Detector Type
RMS



Sum 

Port 1 

Port 2 

Sum	PD	Port 1	Port 2
(dBm/RBW)	(dBm/RBW)	(dBm/RBW)	(dBm/RBW)
15.93	15.93	12.37	13.45

802.11ax HEW20_Nss2,(MCS0)_2TX

PSD

5240MHz

19/05/2022

CF
5.24GHz

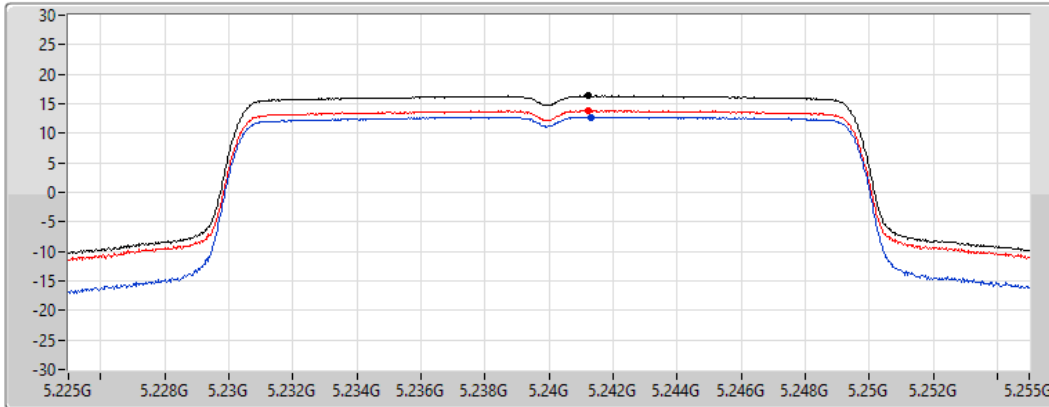
Span
30MHz


RBW
1MHz


VBW
3MHz


Sweep Time
20ms

Detector Type
RMS



Sum 

Port 1 

Port 2 

Sum	PD	Port 1	Port 2
(dBm/RBW)	(dBm/RBW)	(dBm/RBW)	(dBm/RBW)
16.33	16.33	12.77	13.84

802.11ax HEW20_Nss2,(MCS0)_2TX

PSD

5260MHz

19/05/2022

CF
5.26GHz

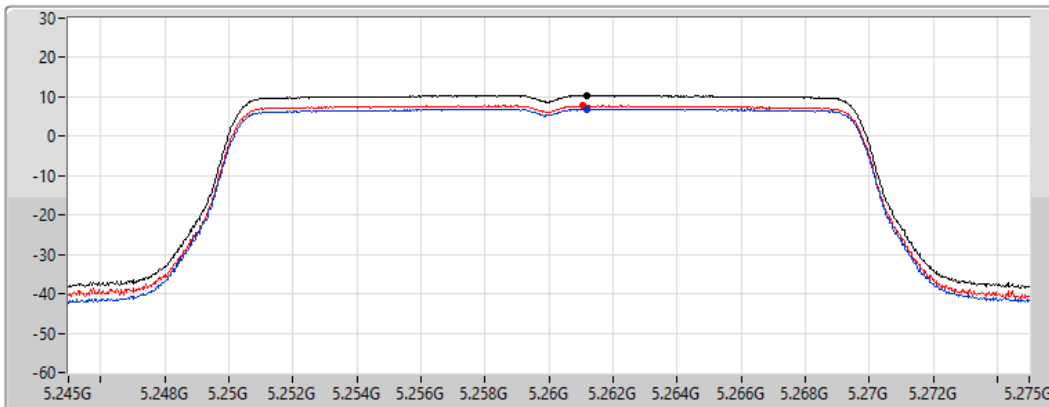
Span
30MHz


RBW
1MHz


VBW
3MHz


Sweep Time
20ms

Detector Type
RMS



Sum 

Port 1 

Port 2 

Sum	PD	Port 1	Port 2
(dBm/RBW)	(dBm/RBW)	(dBm/RBW)	(dBm/RBW)
10.36	10.36	6.94	7.76

802.11ax HEW20_Nss2,(MCS0)_2TX

PSD

5300MHz

19/05/2022

CF
5.3GHz

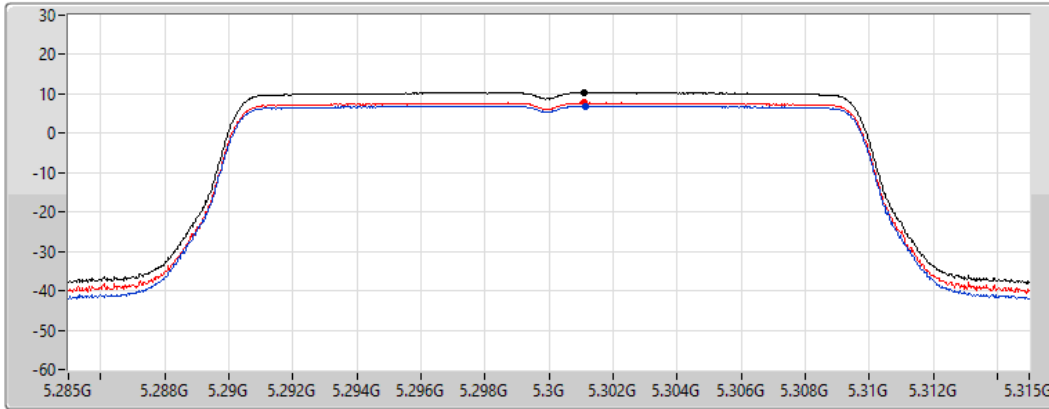
Span
30MHz


RBW
1MHz


VBW
3MHz


Sweep Time
20ms

Detector Type
RMS



Sum 

Port 1 

Port 2 

Sum	PD	Port 1	Port 2
(dBm/RBW)	(dBm/RBW)	(dBm/RBW)	(dBm/RBW)
10.35	10.35	6.97	7.73

802.11ax HEW20_Nss2,(MCS0)_2TX

PSD

5320MHz

19/05/2022

CF
5.32GHz

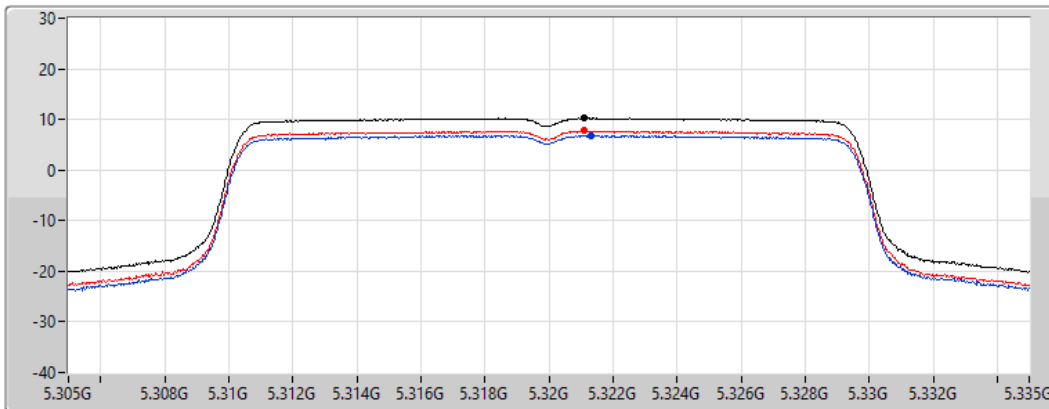
Span
30MHz


RBW
1MHz


VBW
3MHz


Sweep Time
20ms

Detector Type
RMS



Sum 

Port 1 

Port 2 

Sum	PD	Port 1	Port 2
(dBm/RBW)	(dBm/RBW)	(dBm/RBW)	(dBm/RBW)
10.24	10.24	6.75	7.73

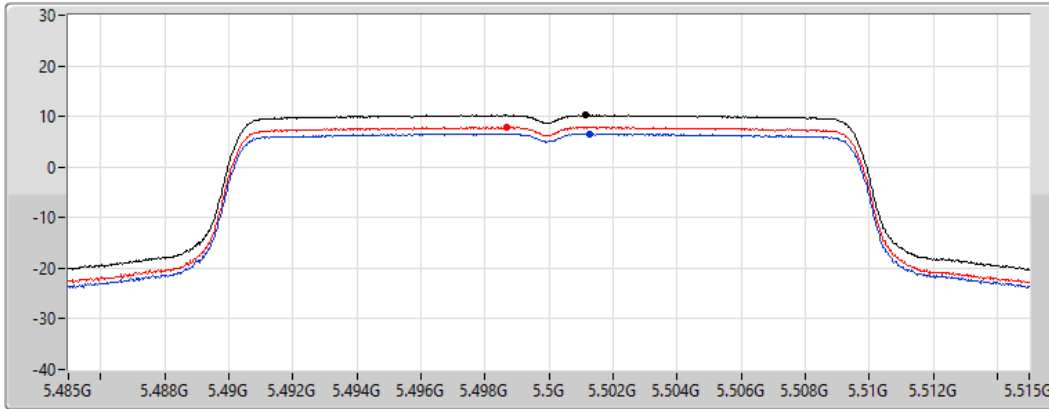
802.11ax HEW20_Nss2,(MCS0)_2TX




PSD

5500MHz

19/05/2022

CF
5.5GHz
Span
30MHz
RBW
1MHz
VBW
3MHz
Sweep Time
20ms
Detector Type
RMS



Sum 
Port 1 
Port 2 

Sum	PD	Port 1	Port 2
(dBm/RBW)	(dBm/RBW)	(dBm/RBW)	(dBm/RBW)
10.22	10.22	6.61	7.87

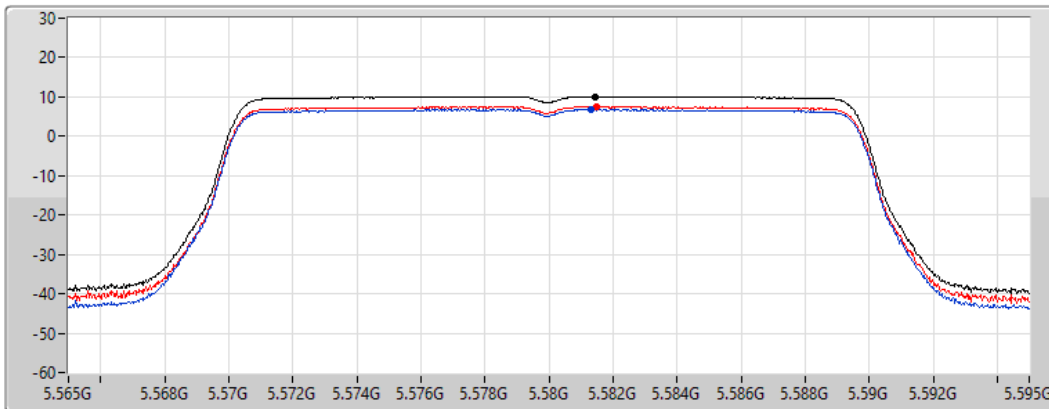
802.11ax HEW20_Nss2,(MCS0)_2TX




PSD

5580MHz

19/05/2022

CF
5.58GHz
Span
30MHz
RBW
1MHz
VBW
3MHz
Sweep Time
20ms
Detector Type
RMS



Sum 
Port 1 
Port 2 

Sum	PD	Port 1	Port 2
(dBm/RBW)	(dBm/RBW)	(dBm/RBW)	(dBm/RBW)
10.13	10.13	6.79	7.50

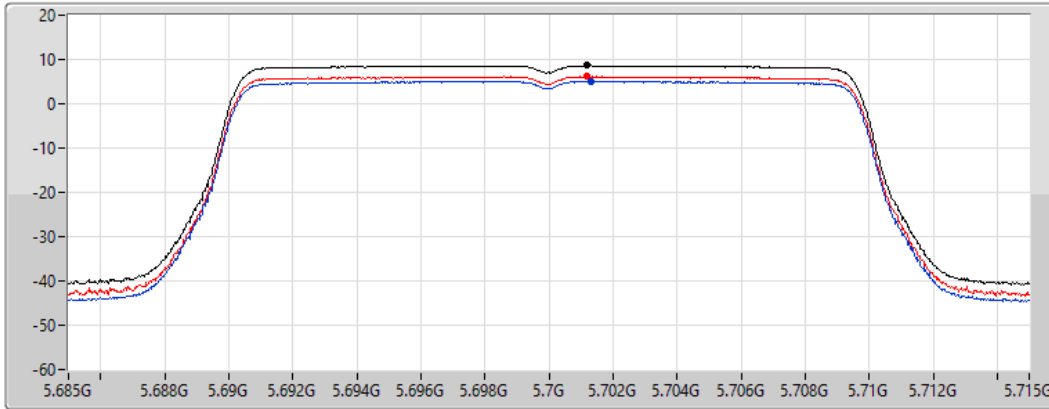
802.11ax HEW20_Nss2,(MCS0)_2TX




PSD

5700MHz

19/05/2022

CF
5.7GHz
Span
30MHz
RBW
1MHz
VBW
3MHz
Sweep Time
20ms
Detector Type
RMS



Sum 
Port 1 
Port 2 

Sum	PD	Port 1	Port 2
(dBm/RBW)	(dBm/RBW)	(dBm/RBW)	(dBm/RBW)
8.63	8.63	5.08	6.13

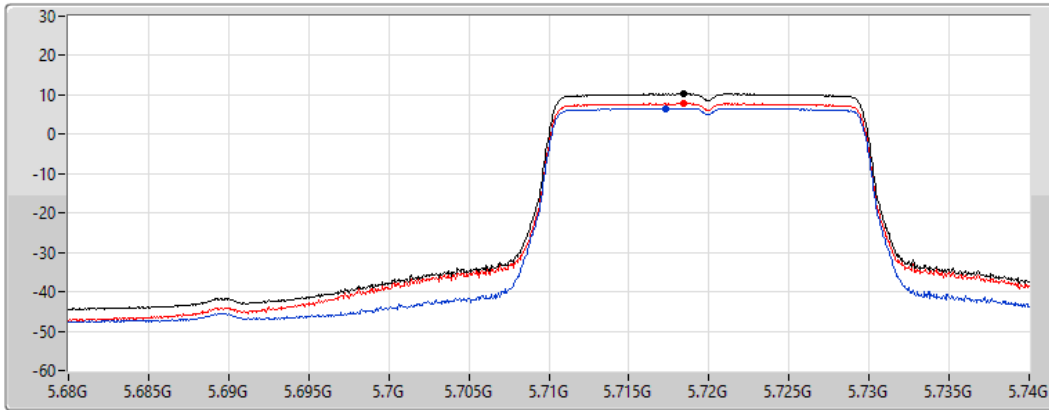
802.11ax HEW20_Nss2,(MCS0)_2TX




PSD

5720MHz Straddle 5.47-5.725GHz

19/05/2022

CF
5.71GHz
Span
60MHz
RBW
1MHz
VBW
3MHz
Sweep Time
20ms
Detector Type
RMS



Sum 
Port 1 
Port 2 

Sum	PD	Port 1	Port 2
(dBm/RBW)	(dBm/RBW)	(dBm/RBW)	(dBm/RBW)
10.25	10.25	6.62	7.80

802.11ax HEW20_Nss2,(MCS0)_2TX
5720MHz Straddle 5.725-5.85GHz

PSD

19/05/2022

CF
5.735GHz

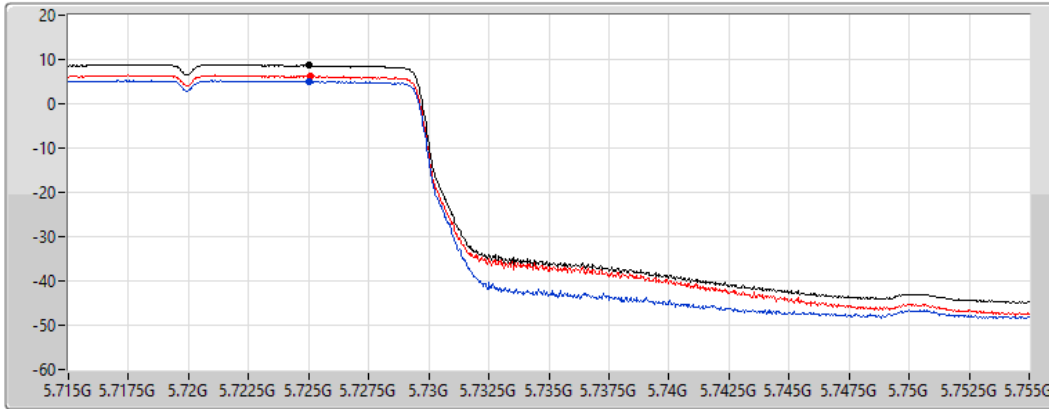
Span
40MHz


RBW
500kHz


VBW
3MHz


Sweep Time
20ms

Detector Type
RMS



Sum 

Port 1 

Port 2 

Sum	PD	Port 1	Port 2
(dBm/RBW)	(dBm/RBW)	(dBm/RBW)	(dBm/RBW)
8.63	8.63	5.00	6.17

802.11ax HEW20_Nss2,(MCS0)_2TX
5745MHz

PSD

19/05/2022

CF
5.745GHz

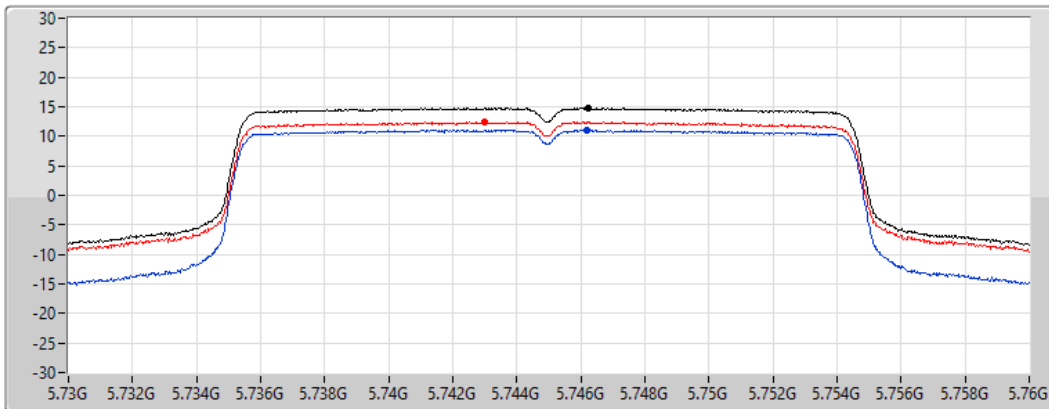
Span
30MHz


RBW
500kHz


VBW
3MHz


Sweep Time
20ms

Detector Type
RMS



Sum 

Port 1 

Port 2 

Sum	PD	Port 1	Port 2
(dBm/RBW)	(dBm/RBW)	(dBm/RBW)	(dBm/RBW)
14.78	14.78	11.10	12.41

802.11ax HEW20_Nss2,(MCS0)_2TX

PSD

5785MHz

19/05/2022

CF
5.785GHz

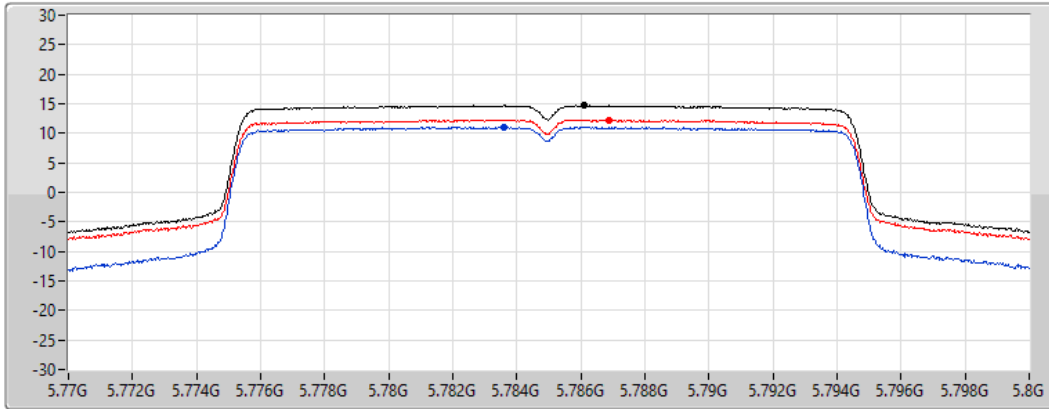
Span
30MHz

RBW
500kHz

VBW
3MHz

Sweep Time
20ms

Detector Type
RMS



Sum

Port 1

Port 2

Sum	PD	Port 1	Port 2
(dBm/RBW)	(dBm/RBW)	(dBm/RBW)	(dBm/RBW)
14.71	14.71	11.04	12.28

802.11ax HEW20_Nss2,(MCS0)_2TX

PSD

5825MHz

19/05/2022

CF
5.825GHz

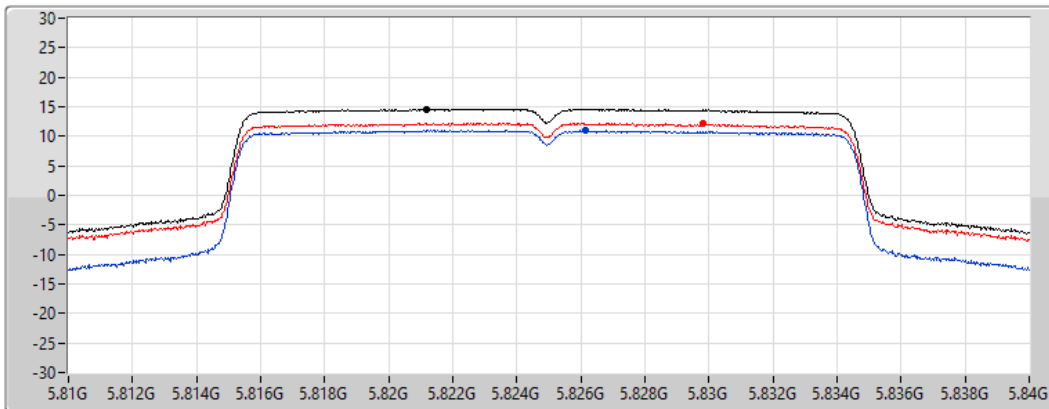
Span
30MHz

RBW
500kHz

VBW
3MHz

Sweep Time
20ms

Detector Type
RMS



Sum

Port 1

Port 2

Sum	PD	Port 1	Port 2
(dBm/RBW)	(dBm/RBW)	(dBm/RBW)	(dBm/RBW)
14.62	14.62	10.99	12.20

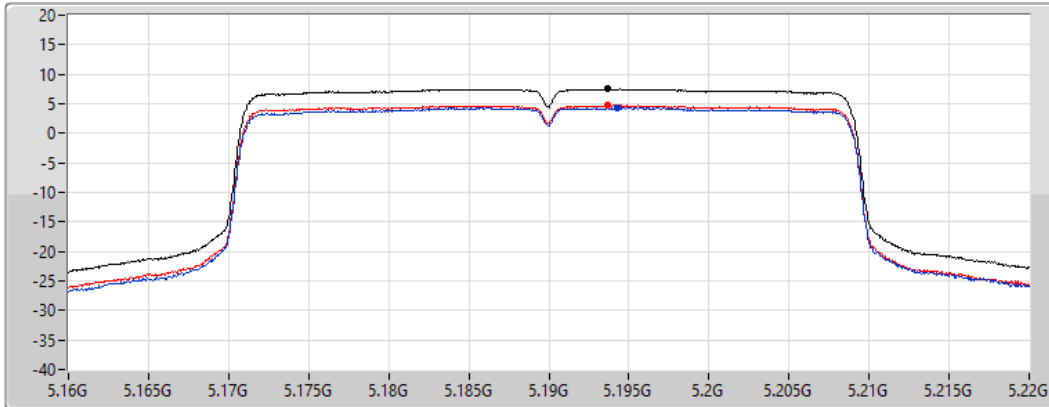
802.11ax HEW40_Nss2,(MCS0)_2TX




PSD

5190MHz

19/05/2022

CF
5.19GHz
Span
60MHz
RBW
1MHz
VBW
3MHz
Sweep Time
20ms
Detector Type
RMS



Sum 
Port 1 
Port 2 

Sum	PD	Port 1	Port 2
(dBm/RBW)	(dBm/RBW)	(dBm/RBW)	(dBm/RBW)
7.50	7.50	4.29	4.75

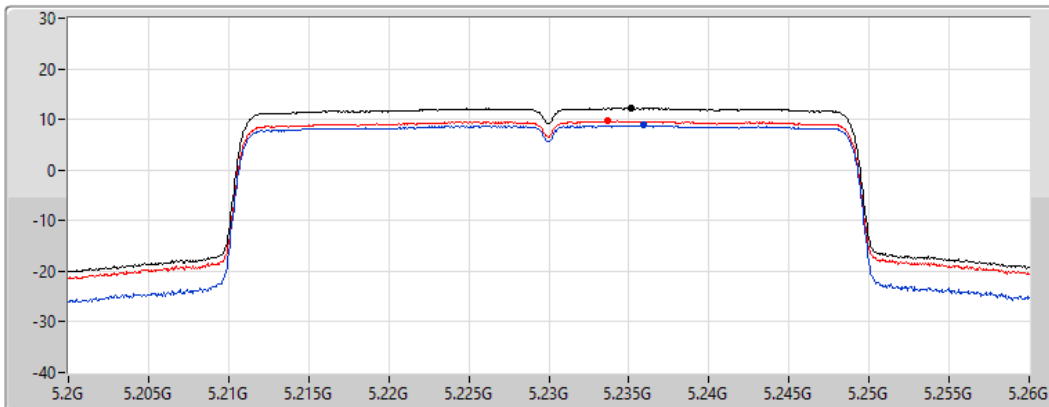
802.11ax HEW40_Nss2,(MCS0)_2TX




PSD

5230MHz

19/05/2022

CF
5.23GHz
Span
60MHz
RBW
1MHz
VBW
3MHz
Sweep Time
20ms
Detector Type
RMS



Sum 
Port 1 
Port 2 

Sum	PD	Port 1	Port 2
(dBm/RBW)	(dBm/RBW)	(dBm/RBW)	(dBm/RBW)
12.22	12.22	8.81	9.67

802.11ax HEW40_Nss2,(MCS0)_2TX

PSD

5270MHz

19/05/2022

CF
5.27GHz

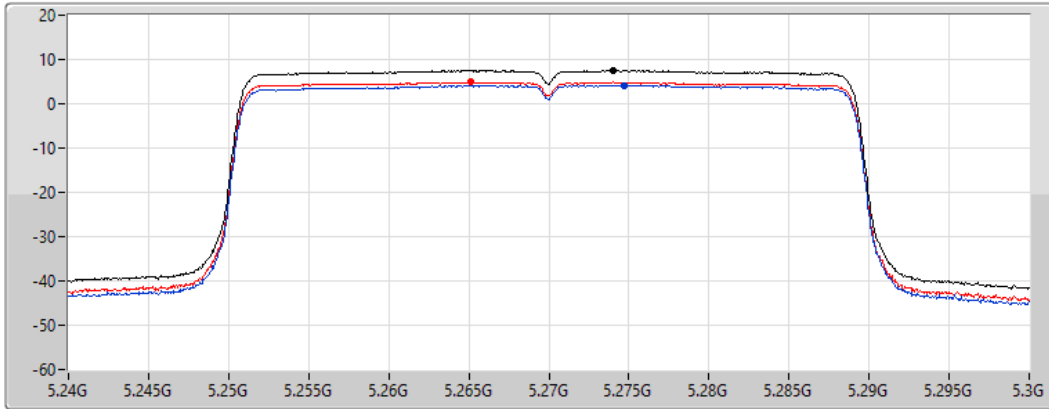
Span
60MHz


RBW
1MHz


VBW
3MHz


Sweep Time
20ms

Detector Type
RMS



Sum 

Port 1 

Port 2 

Sum	PD	Port 1	Port 2
(dBm/RBW)	(dBm/RBW)	(dBm/RBW)	(dBm/RBW)
7.47	7.47	4.14	4.91

802.11ax HEW40_Nss2,(MCS0)_2TX

PSD

5310MHz

19/05/2022

CF
5.31GHz

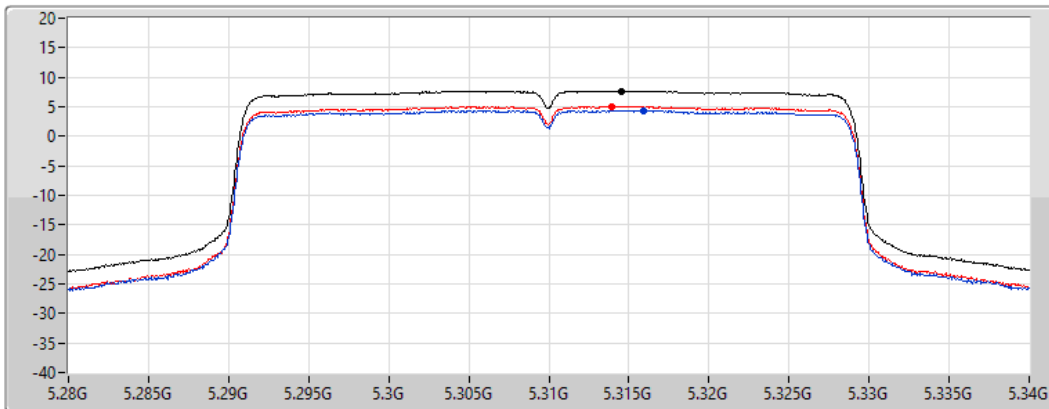
Span
60MHz


RBW
1MHz


VBW
3MHz


Sweep Time
20ms

Detector Type
RMS



Sum 

Port 1 

Port 2 

Sum	PD	Port 1	Port 2
(dBm/RBW)	(dBm/RBW)	(dBm/RBW)	(dBm/RBW)
7.69	7.69	4.35	5.09

802.11ax HEW40_Nss2,(MCS0)_2TX

PSD

5510MHz

19/05/2022

CF
5.51GHz

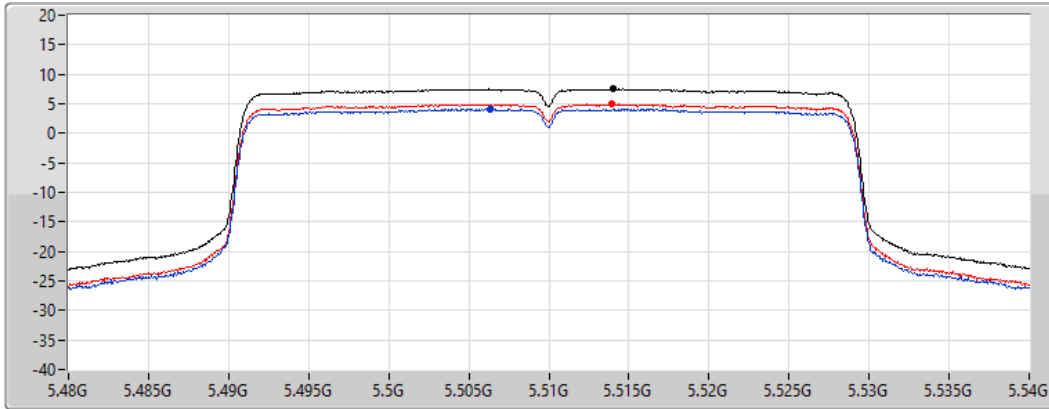
Span
60MHz


RBW
1MHz


VBW
3MHz


Sweep Time
20ms

Detector Type
RMS



Sum 

Port 1 

Port 2 

Sum	PD	Port 1	Port 2
(dBm/RBW)	(dBm/RBW)	(dBm/RBW)	(dBm/RBW)
7.48	7.48	4.10	4.92

802.11ax HEW40_Nss2,(MCS0)_2TX

PSD

5550MHz

19/05/2022

CF
5.55GHz

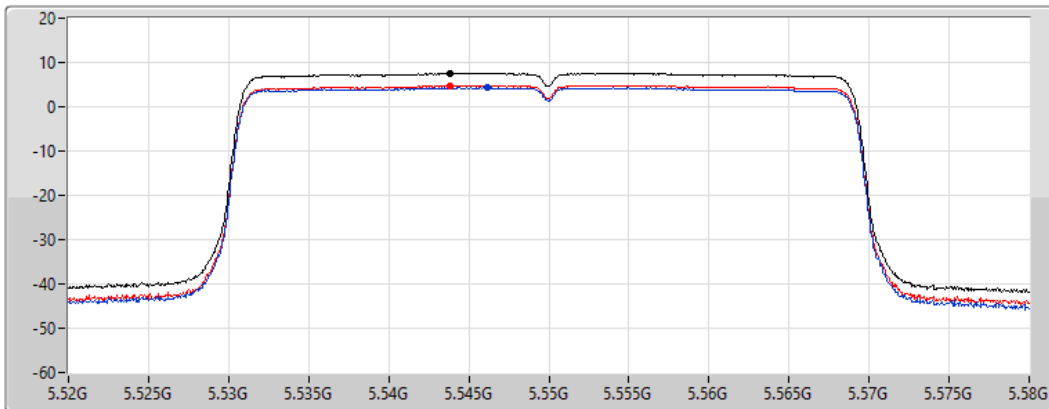
Span
60MHz


RBW
1MHz


VBW
3MHz


Sweep Time
20ms

Detector Type
RMS



Sum 

Port 1 

Port 2 

Sum	PD	Port 1	Port 2
(dBm/RBW)	(dBm/RBW)	(dBm/RBW)	(dBm/RBW)
7.54	7.54	4.31	4.83

802.11ax HEW40_Nss2,(MCS0)_2TX

PSD

5670MHz

19/05/2022

CF
5.67GHz

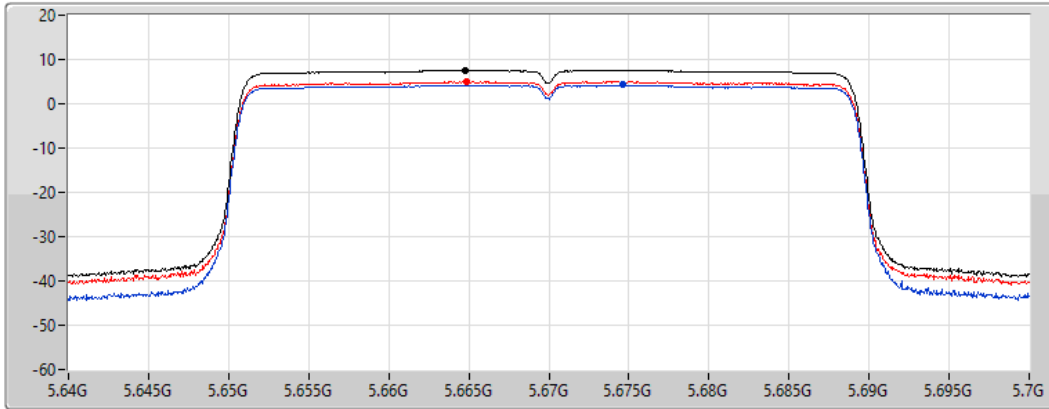
Span
60MHz


RBW
1MHz


VBW
3MHz


Sweep Time
20ms

Detector Type
RMS



Sum 

Port 1 

Port 2 

Sum	PD	Port 1	Port 2
(dBm/RBW)	(dBm/RBW)	(dBm/RBW)	(dBm/RBW)
7.57	7.57	4.22	4.94

802.11ax HEW40_Nss2,(MCS0)_2TX

PSD

5710MHz Straddle 5.47-5.725GHz

19/05/2022

CF
5.69GHz

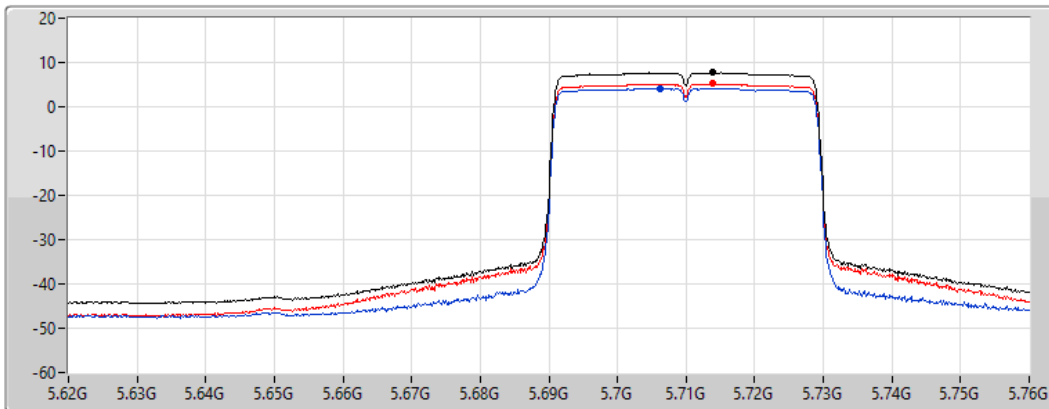
Span
140MHz


RBW
1MHz


VBW
3MHz


Sweep Time
20ms

Detector Type
RMS



Sum 

Port 1 

Port 2 

Sum	PD	Port 1	Port 2
(dBm/RBW)	(dBm/RBW)	(dBm/RBW)	(dBm/RBW)
7.67	7.67	4.19	5.17

802.11ax HEW40_Nss2,(MCS0)_2TX
5710MHz Straddle 5.725-5.85GHz

PSD

19/05/2022

CF
5.735GHz

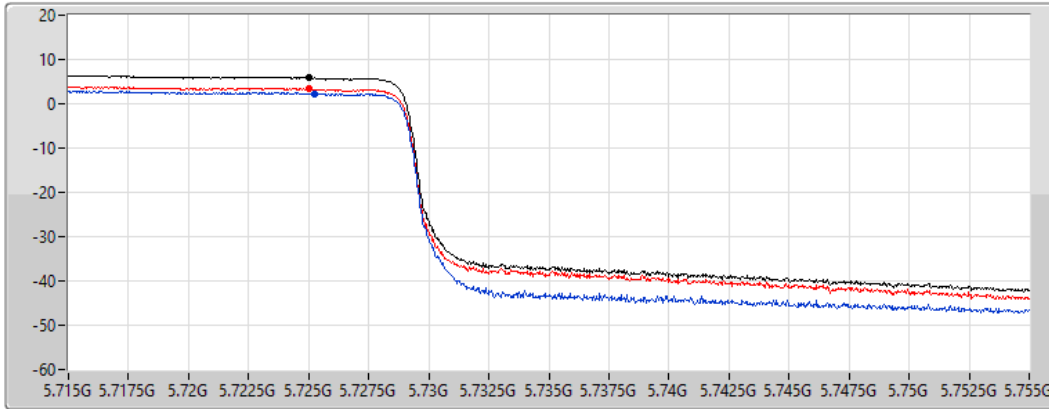
Span
40MHz


RBW
500kHz


VBW
3MHz


Sweep Time
20ms

Detector Type
RMS



Sum 

Port 1 

Port 2 

Sum	PD	Port 1	Port 2
(dBm/RBW)	(dBm/RBW)	(dBm/RBW)	(dBm/RBW)
5.85	5.85	2.34	3.34

802.11ax HEW40_Nss2,(MCS0)_2TX
5755MHz

PSD

19/05/2022

CF
5.755GHz

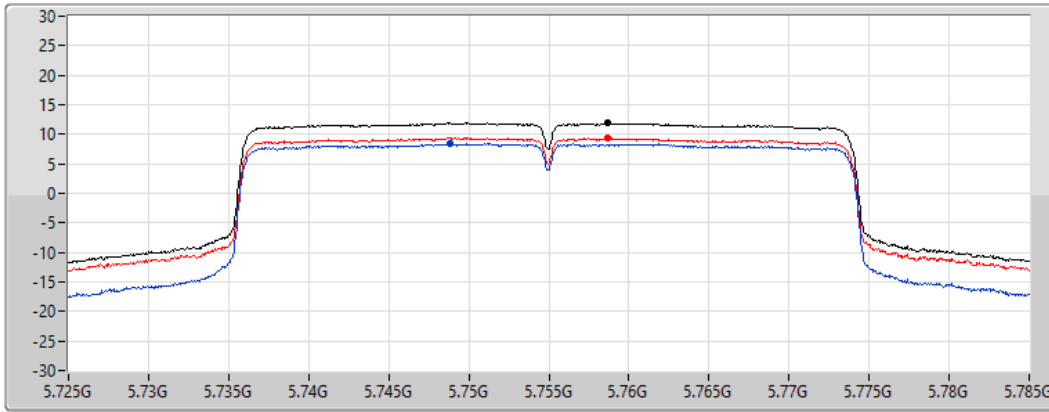
Span
60MHz


RBW
500kHz


VBW
3MHz


Sweep Time
20ms

Detector Type
RMS



Sum 

Port 1 

Port 2 

Sum	PD	Port 1	Port 2
(dBm/RBW)	(dBm/RBW)	(dBm/RBW)	(dBm/RBW)
11.90	11.90	8.37	9.41

802.11ax HEW40_Nss2,(MCS0)_2TX

PSD

5795MHz

19/05/2022

CF
5.795GHz

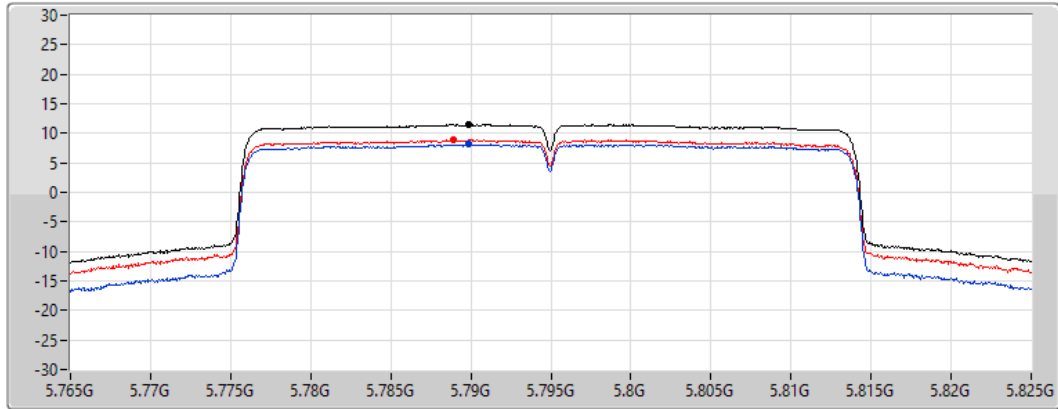
Span
60MHz


RBW
500kHz


VBW
3MHz


Sweep Time
20ms

Detector Type
RMS



Sum 

Port 1 

Port 2 

Sum	PD	Port 1	Port 2
(dBm/RBW)	(dBm/RBW)	(dBm/RBW)	(dBm/RBW)
11.50	11.50	8.10	8.89

802.11ax HEW80_Nss2,(MCS0)_2TX

PSD

5210MHz

19/05/2022

CF
5.21GHz

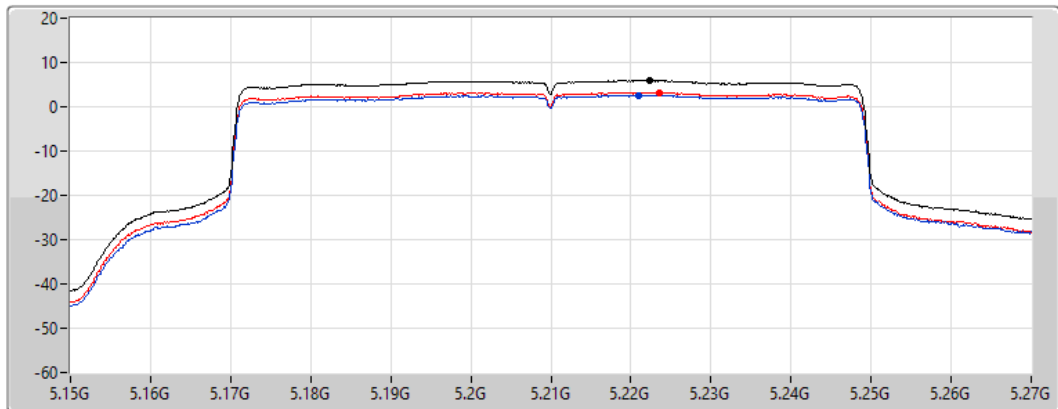
Span
120MHz


RBW
1MHz


VBW
3MHz


Sweep Time
20ms

Detector Type
RMS



Sum 

Port 1 

Port 2 

Sum	PD	Port 1	Port 2
(dBm/RBW)	(dBm/RBW)	(dBm/RBW)	(dBm/RBW)
5.94	5.94	2.60	3.28

802.11ax HEW80_Nss2,(MCS0)_2TX

PSD

5290MHz

19/05/2022

CF
5.29GHz

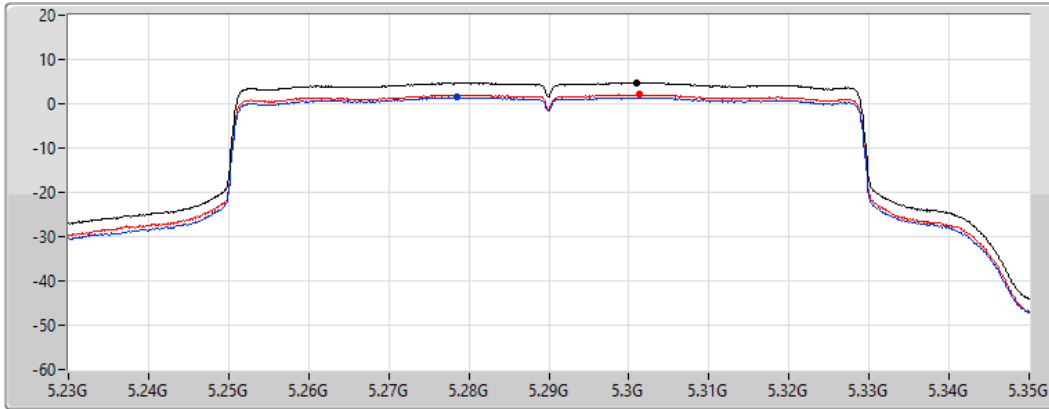
Span
120MHz


RBW
1MHz


VBW
3MHz


Sweep Time
20ms

Detector Type
RMS



Sum 

Port 1 

Port 2 

Sum	PD	Port 1	Port 2
(dBm/RBW)	(dBm/RBW)	(dBm/RBW)	(dBm/RBW)
4.72	4.72	1.44	2.05

802.11ax HEW80_Nss2,(MCS0)_2TX

PSD

5530MHz

19/05/2022

CF
5.53GHz

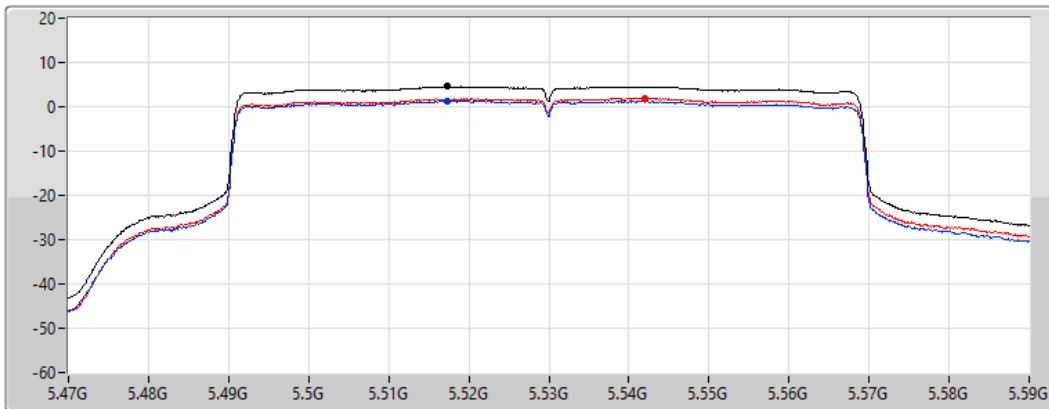
Span
120MHz


RBW
1MHz


VBW
3MHz


Sweep Time
20ms

Detector Type
RMS



Sum 

Port 1 

Port 2 

Sum	PD	Port 1	Port 2
(dBm/RBW)	(dBm/RBW)	(dBm/RBW)	(dBm/RBW)
4.54	4.54	1.31	1.87

802.11ax HEW80_Nss2,(MCS0)_2TX

PSD

5610MHz

19/05/2022

CF
5.61GHz

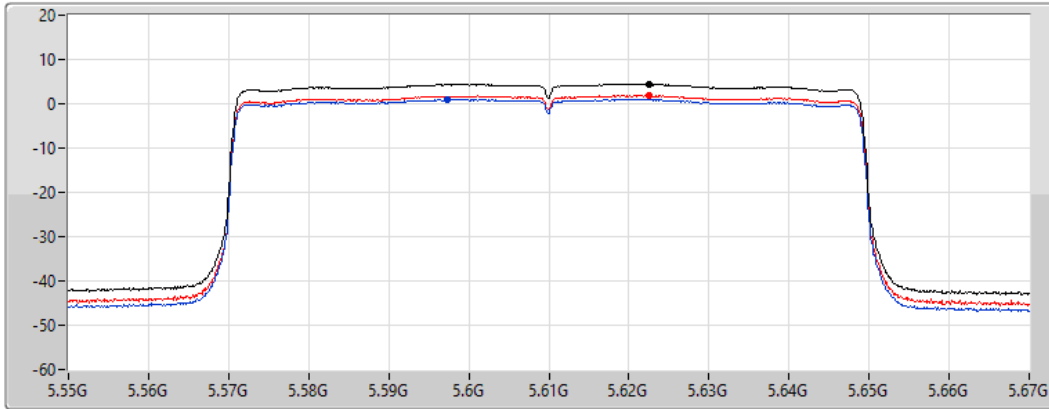
Span
120MHz


RBW
1MHz


VBW
3MHz


Sweep Time
20ms

Detector Type
RMS



Sum 

Port 1 

Port 2 

Sum	PD	Port 1	Port 2
(dBm/RBW)	(dBm/RBW)	(dBm/RBW)	(dBm/RBW)
4.44	4.44	0.99	1.88

802.11ax HEW80_Nss2,(MCS0)_2TX

PSD

5690MHz Straddle 5.47-5.725GHz

19/05/2022

CF
5.65GHz

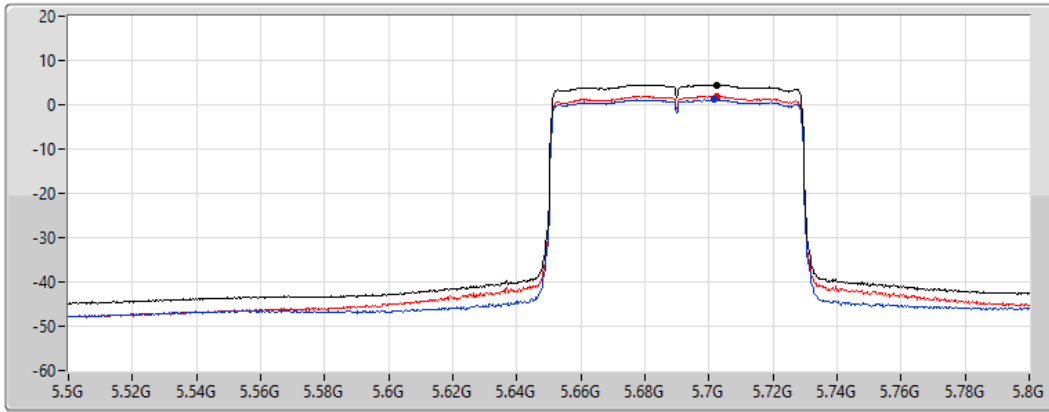
Span
300MHz


RBW
1MHz


VBW
3MHz


Sweep Time
20ms

Detector Type
RMS



Sum 

Port 1 

Port 2 

Sum	PD	Port 1	Port 2
(dBm/RBW)	(dBm/RBW)	(dBm/RBW)	(dBm/RBW)
4.49	4.49	1.16	1.90

802.11ax HEW80_Nss2,(MCS0)_2TX

PSD

5690MHz Straddle 5.725-5.85GHz

19/05/2022

CF
5.735GHz

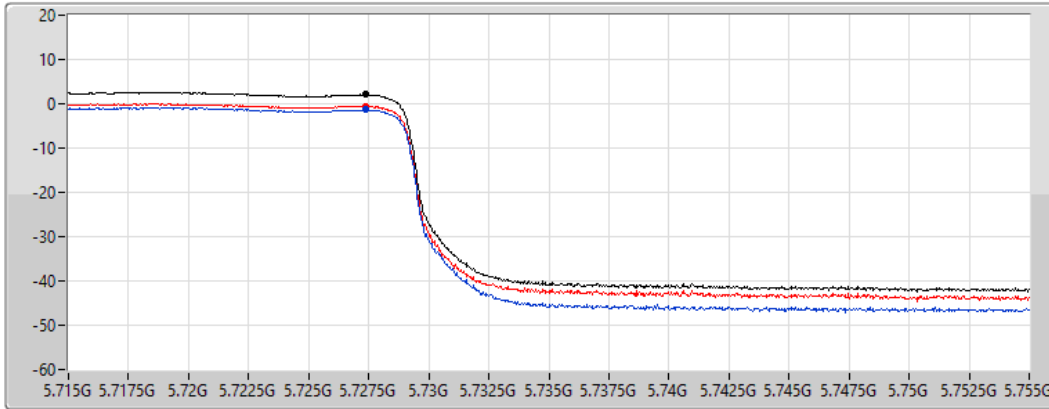
Span
40MHz


RBW
500kHz


VBW
3MHz


Sweep Time
20ms

Detector Type
RMS



Sum 

Port 1 

Port 2 

Sum	PD	Port 1	Port 2
(dBm/RBW)	(dBm/RBW)	(dBm/RBW)	(dBm/RBW)
2.09	2.09	-1.38	-0.50

802.11ax HEW80_Nss2,(MCS0)_2TX

PSD

5775MHz

19/05/2022

CF
5.775GHz

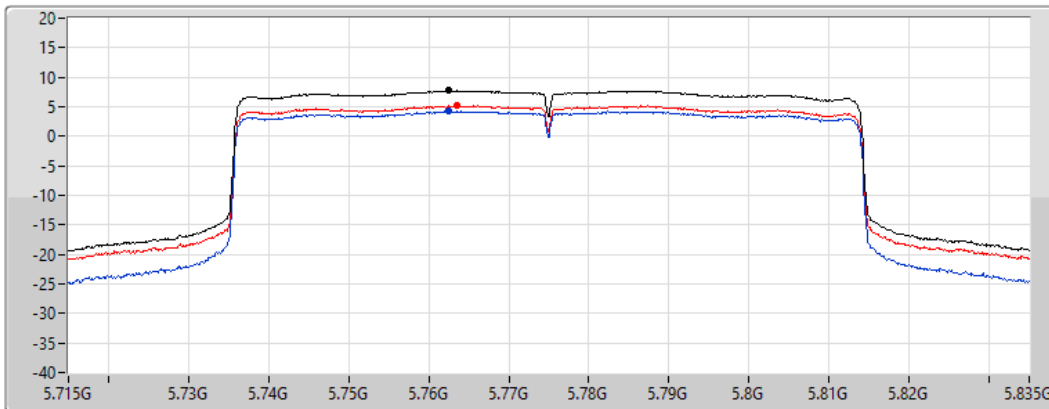
Span
120MHz


RBW
500kHz


VBW
3MHz


Sweep Time
20ms

Detector Type
RMS



Sum 

Port 1 

Port 2 

Sum	PD	Port 1	Port 2
(dBm/RBW)	(dBm/RBW)	(dBm/RBW)	(dBm/RBW)
7.73	7.73	4.23	5.20

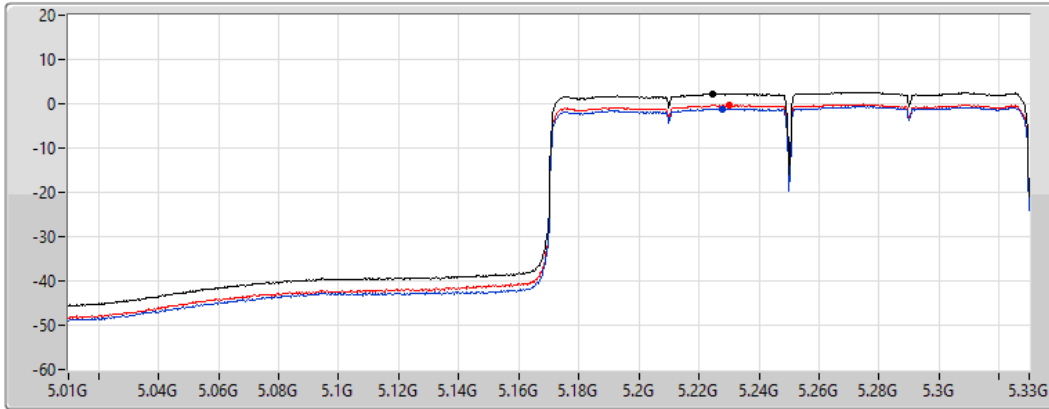
802.11ax HEW160_Nss2,(MCS0)_2TX




PSD

5250MHz Straddle 5.15-5.25GHz

19/05/2022

CF
5.17GHz
Span
320MHz
RBW
1MHz
VBW
3MHz
Sweep Time
20ms
Detector Type
RMS



Sum 
Port 1 
Port 2 

Sum	PD	Port 1	Port 2
(dBm/RBW)	(dBm/RBW)	(dBm/RBW)	(dBm/RBW)
2.21	2.21	-1.20	-0.38

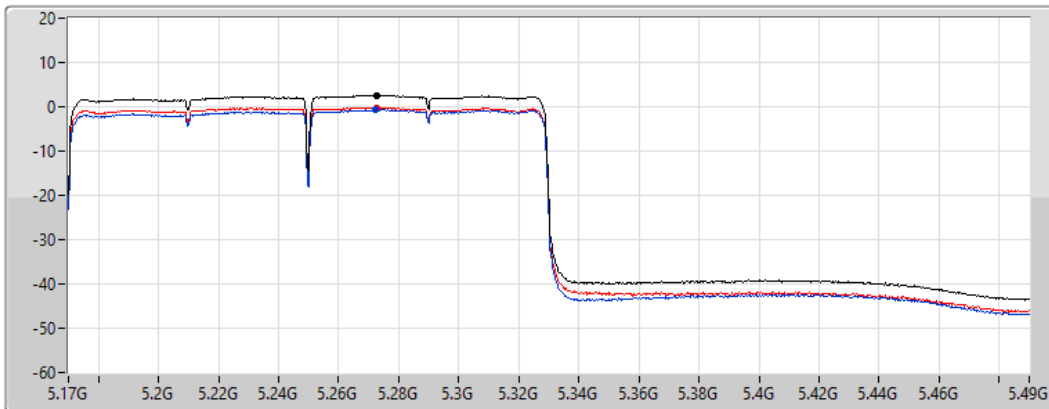
802.11ax HEW160_Nss2,(MCS0)_2TX




PSD

5250MHz Straddle 5.25-5.35GHz

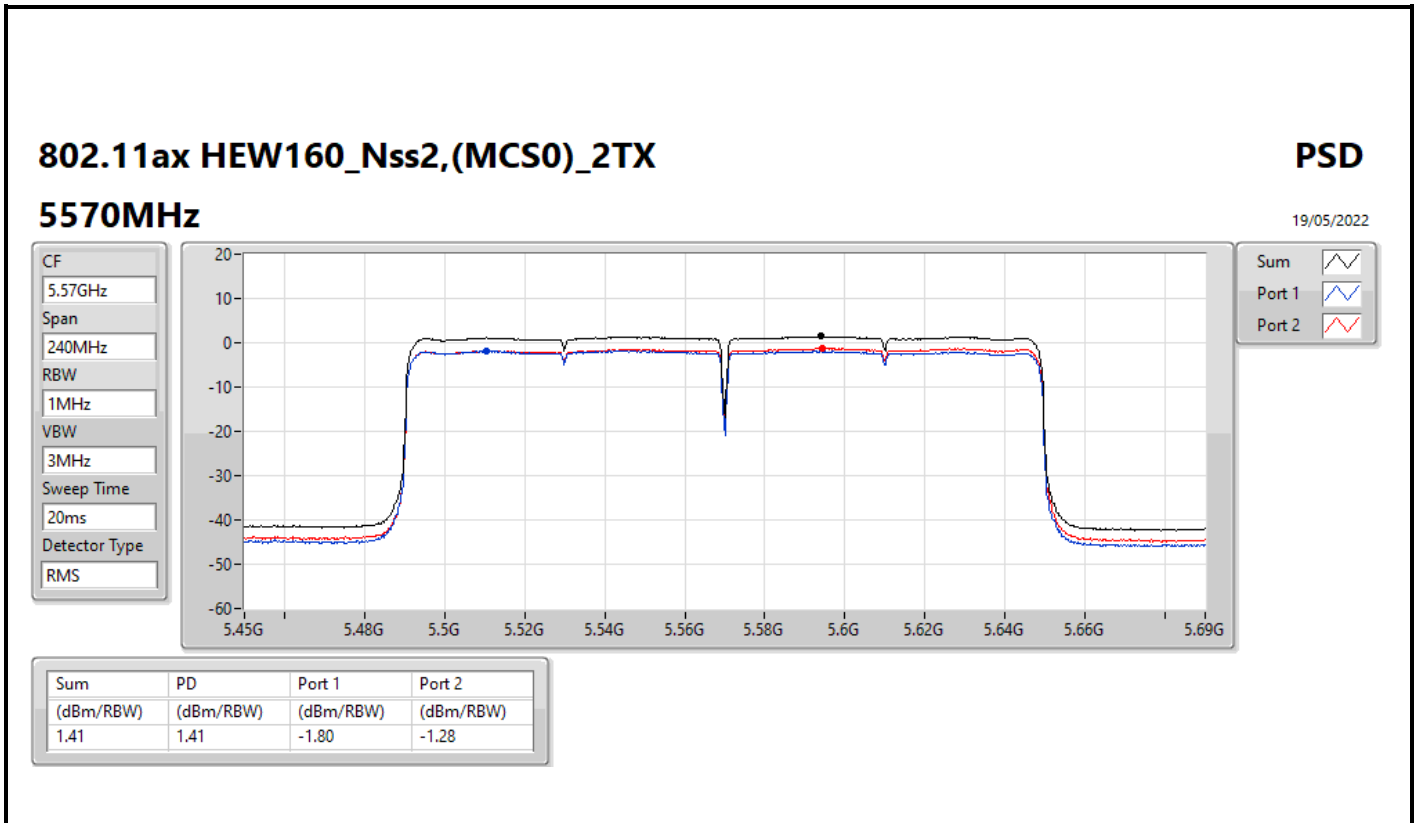
19/05/2022

CF
5.33GHz
Span
320MHz
RBW
1MHz
VBW
3MHz
Sweep Time
20ms
Detector Type
RMS



Sum 
Port 1 
Port 2 

Sum	PD	Port 1	Port 2
(dBm/RBW)	(dBm/RBW)	(dBm/RBW)	(dBm/RBW)
2.53	2.53	-0.70	-0.27





Summary

Mode	PD (dBm/RBW)
5.15-5.25GHz	-
802.11ax HEW20-BF_Nss1,(MCS0)_2TX	16.45
802.11ax HEW40-BF_Nss1,(MCS0)_2TX	12.46
802.11ax HEW80-BF_Nss1,(MCS0)_2TX	5.99
802.11ax HEW160-BF_Nss1,(MCS0)_2TX	1.45
5.25-5.35GHz	-
802.11ax HEW20-BF_Nss1,(MCS0)_2TX	10.59
802.11ax HEW40-BF_Nss1,(MCS0)_2TX	7.81
802.11ax HEW80-BF_Nss1,(MCS0)_2TX	4.94
802.11ax HEW160-BF_Nss1,(MCS0)_2TX	2.15
5.47-5.725GHz	-
802.11ax HEW20-BF_Nss1,(MCS0)_2TX	10.43
802.11ax HEW40-BF_Nss1,(MCS0)_2TX	7.69
802.11ax HEW80-BF_Nss1,(MCS0)_2TX	4.99
802.11ax HEW160-BF_Nss1,(MCS0)_2TX	-0.78
5.725-5.85GHz	-
802.11ax HEW20-BF_Nss1,(MCS0)_2TX	14.87
802.11ax HEW40-BF_Nss1,(MCS0)_2TX	12.01
802.11ax HEW80-BF_Nss1,(MCS0)_2TX	8.52

RBW = 500kHz for 5.725-5.85GHz band / 1MHz for other band;



Result

Mode	Result	DG (dBi)	Port 1 (dBm/RBW)	Port 2 (dBm/RBW)	PD (dBm/RBW)	PD Limit (dBm/RBW)
802.11ax HEW20-BF_Nss1,(MCS0)_2TX	-	-	-	-	-	-
5180MHz	Pass	5.06	11.59	12.73	15.13	17.00
5200MHz	Pass	5.06	12.89	13.94	16.40	17.00
5240MHz	Pass	5.06	12.98	13.91	16.45	17.00
5260MHz	Pass	5.44	7.22	7.99	10.59	11.00
5300MHz	Pass	5.44	6.96	7.86	10.42	11.00
5320MHz	Pass	5.44	6.86	7.91	10.37	11.00
5500MHz	Pass	5.32	6.79	8.02	10.43	11.00
5580MHz	Pass	5.32	6.89	7.93	10.39	11.00
5700MHz	Pass	5.32	4.92	6.06	8.51	11.00
5720MHz Straddle 5.47-5.725GHz	Pass	5.32	6.64	7.94	10.33	11.00
5720MHz Straddle 5.725-5.85GHz	Pass	6.05	5.17	6.37	8.75	29.95
5745MHz	Pass	6.05	11.22	12.50	14.87	29.95
5785MHz	Pass	6.05	11.15	12.46	14.79	29.95
5825MHz	Pass	6.05	11.09	12.32	14.70	29.95
802.11ax HEW40-BF_Nss1,(MCS0)_2TX	-	-	-	-	-	-
5190MHz	Pass	5.06	5.06	5.64	8.32	17.00
5230MHz	Pass	5.06	9.21	9.76	12.46	17.00
5270MHz	Pass	5.44	4.18	4.84	7.50	11.00
5310MHz	Pass	5.44	4.42	5.21	7.81	11.00
5510MHz	Pass	5.32	4.09	4.90	7.48	11.00
5550MHz	Pass	5.32	4.11	4.81	7.48	11.00
5670MHz	Pass	5.32	4.04	4.63	7.30	11.00
5710MHz Straddle 5.47-5.725GHz	Pass	5.32	4.34	5.14	7.69	11.00
5710MHz Straddle 5.725-5.85GHz	Pass	6.05	2.32	3.27	5.83	29.95
5755MHz	Pass	6.05	8.54	9.49	12.01	29.95
5795MHz	Pass	6.05	8.45	9.44	11.97	29.95
802.11ax HEW80-BF_Nss1,(MCS0)_2TX	-	-	-	-	-	-
5210MHz	Pass	5.06	2.68	3.32	5.99	17.00
5290MHz	Pass	5.44	1.60	2.29	4.94	11.00
5530MHz	Pass	5.32	1.57	2.27	4.89	11.00
5610MHz	Pass	5.32	1.47	2.49	4.99	11.00
5690MHz Straddle 5.47-5.725GHz	Pass	5.32	1.48	2.21	4.83	11.00
5690MHz Straddle 5.725-5.85GHz	Pass	6.05	-1.38	-0.47	2.06	29.95
5775MHz	Pass	6.05	5.02	6.00	8.52	29.95
802.11ax HEW160-BF_Nss1,(MCS0)_2TX	-	-	-	-	-	-
5250MHz Straddle 5.15-5.25GHz	Pass	5.06	-1.78	-1.20	1.45	17.00
5250MHz Straddle 5.25-5.35GHz	Pass	5.44	-1.01	-0.70	2.15	11.00
5570MHz	Pass	5.32	-3.94	-3.47	-0.78	11.00

DG = Directional Gain; RBW = 500kHz for 5.725-5.85GHz band / 1MHz for other band;
 PD = trace bin-by-bin of each transmits port summing can be performed maximum power density; Port X = Port X Power Density;

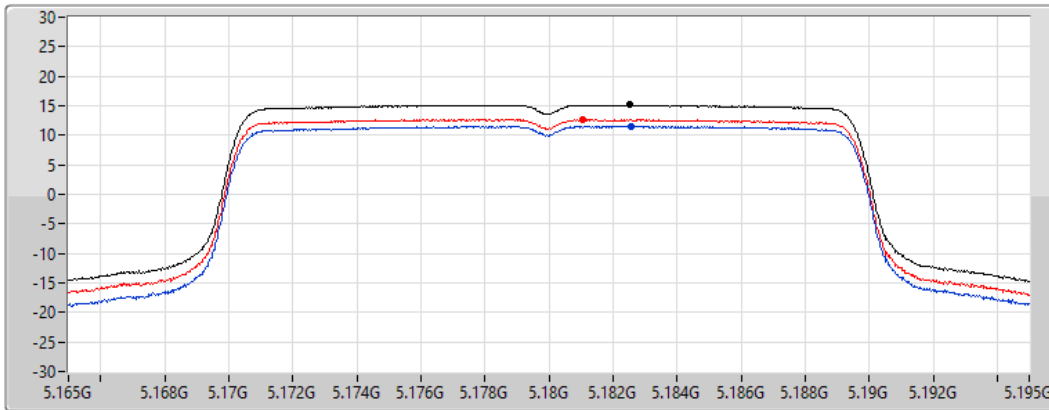
802.11ax HEW20-BF_Nss1,(MCS0)_2TX




PSD

5180MHz

19/05/2022

CF
5.18GHz
Span
30MHz
RBW
1MHz
VBW
3MHz
Sweep Time
20ms
Detector Type
RMS



Sum 
Port 1 
Port 2 

Sum	PD	Port 1	Port 2
(dBm/RBW)	(dBm/RBW)	(dBm/RBW)	(dBm/RBW)
15.13	15.13	11.59	12.73

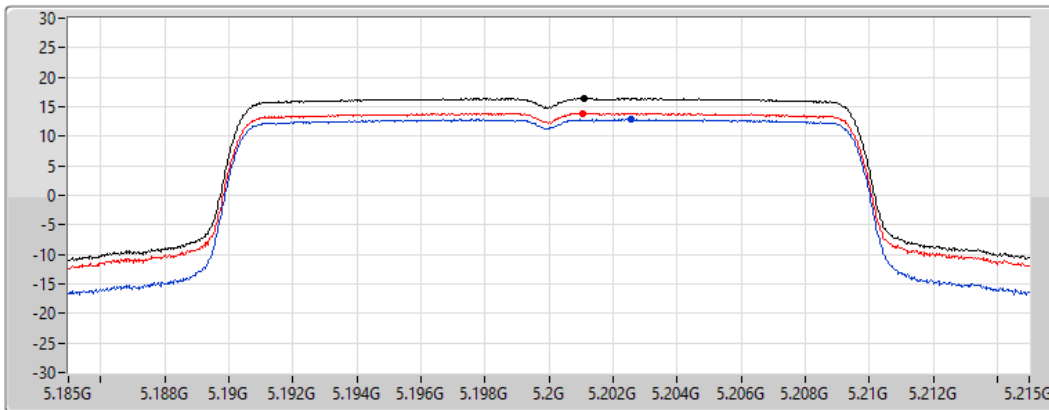
802.11ax HEW20-BF_Nss1,(MCS0)_2TX




PSD

5200MHz

19/05/2022

CF
5.2GHz
Span
30MHz
RBW
1MHz
VBW
3MHz
Sweep Time
20ms
Detector Type
RMS



Sum 
Port 1 
Port 2 

Sum	PD	Port 1	Port 2
(dBm/RBW)	(dBm/RBW)	(dBm/RBW)	(dBm/RBW)
16.40	16.40	12.89	13.94

802.11ax HEW20-BF_Nss1,(MCS0)_2TX

PSD

5240MHz

19/05/2022

CF
5.24GHz

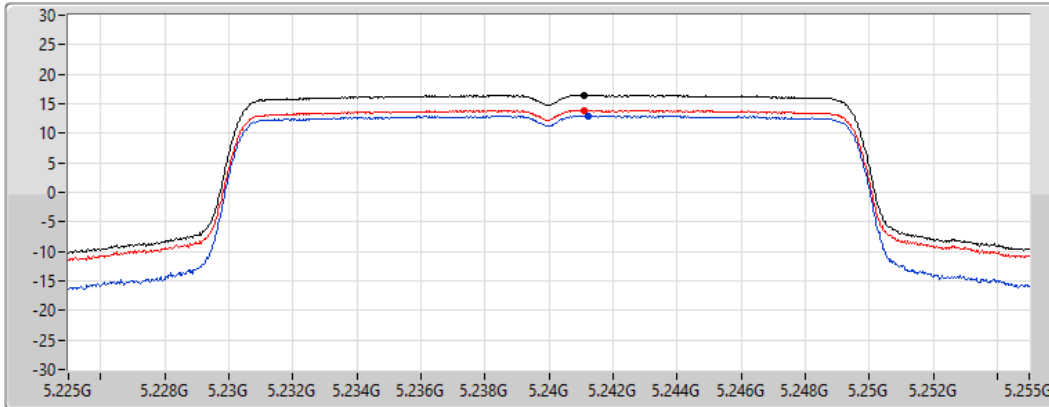
Span
30MHz


RBW
1MHz


VBW
3MHz


Sweep Time
20ms

Detector Type
RMS



Sum 

Port 1 

Port 2 

Sum	PD	Port 1	Port 2
(dBm/RBW)	(dBm/RBW)	(dBm/RBW)	(dBm/RBW)
16.45	16.45	12.98	13.91

802.11ax HEW20-BF_Nss1,(MCS0)_2TX

PSD

5260MHz

19/05/2022

CF
5.26GHz

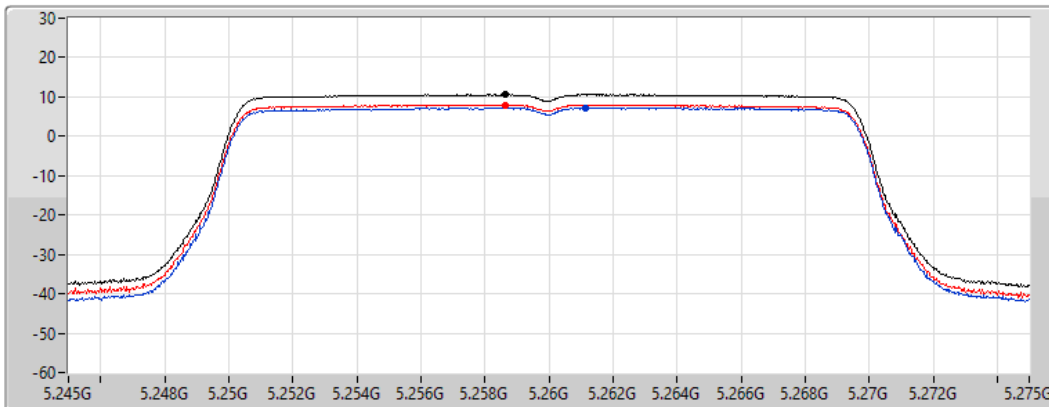
Span
30MHz


RBW
1MHz


VBW
3MHz


Sweep Time
20ms

Detector Type
RMS



Sum 

Port 1 

Port 2 

Sum	PD	Port 1	Port 2
(dBm/RBW)	(dBm/RBW)	(dBm/RBW)	(dBm/RBW)
10.59	10.59	7.22	7.99

802.11ax HEW20-BF_Nss1,(MCS0)_2TX

PSD

5300MHz

19/05/2022

CF
5.3GHz

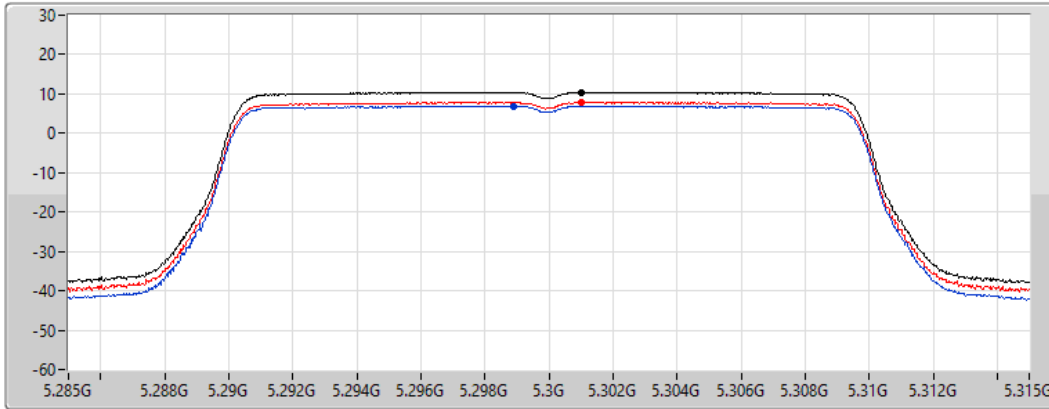
Span
30MHz


RBW
1MHz


VBW
3MHz


Sweep Time
20ms

Detector Type
RMS



Sum 

Port 1 

Port 2 

Sum	PD	Port 1	Port 2
(dBm/RBW)	(dBm/RBW)	(dBm/RBW)	(dBm/RBW)
10.42	10.42	6.96	7.86

802.11ax HEW20-BF_Nss1,(MCS0)_2TX

PSD

5320MHz

19/05/2022

CF
5.32GHz

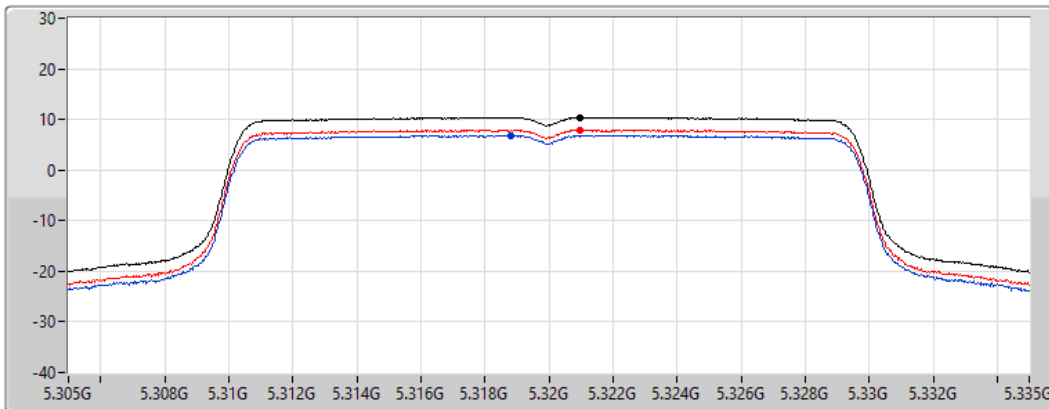
Span
30MHz


RBW
1MHz


VBW
3MHz


Sweep Time
20ms

Detector Type
RMS



Sum 

Port 1 

Port 2 

Sum	PD	Port 1	Port 2
(dBm/RBW)	(dBm/RBW)	(dBm/RBW)	(dBm/RBW)
10.37	10.37	6.86	7.91

802.11ax HEW20-BF_Nss1,(MCS0)_2TX

PSD

5500MHz

19/05/2022

CF
5.5GHz

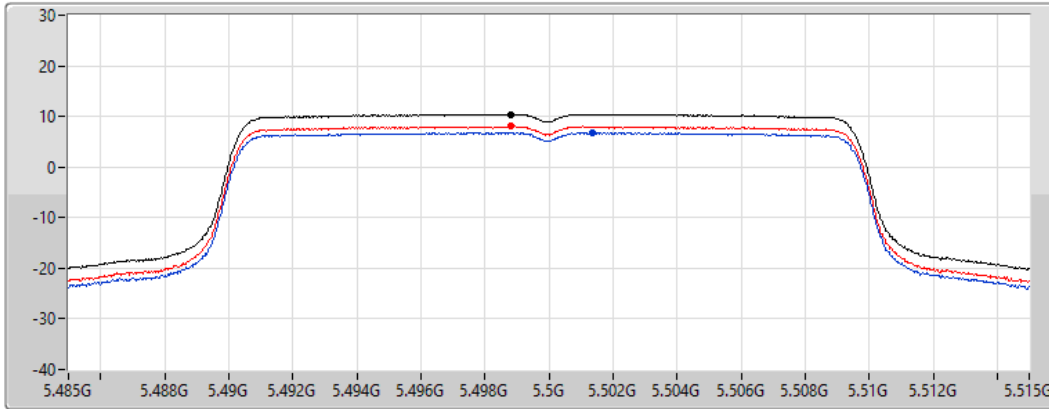
Span
30MHz

RBW
1MHz

VBW
3MHz

Sweep Time
20ms

Detector Type
RMS



Sum

Port 1

Port 2

Sum	PD	Port 1	Port 2
(dBm/RBW)	(dBm/RBW)	(dBm/RBW)	(dBm/RBW)
10.43	10.43	6.79	8.02

802.11ax HEW20-BF_Nss1,(MCS0)_2TX

PSD

5580MHz

19/05/2022

CF
5.58GHz

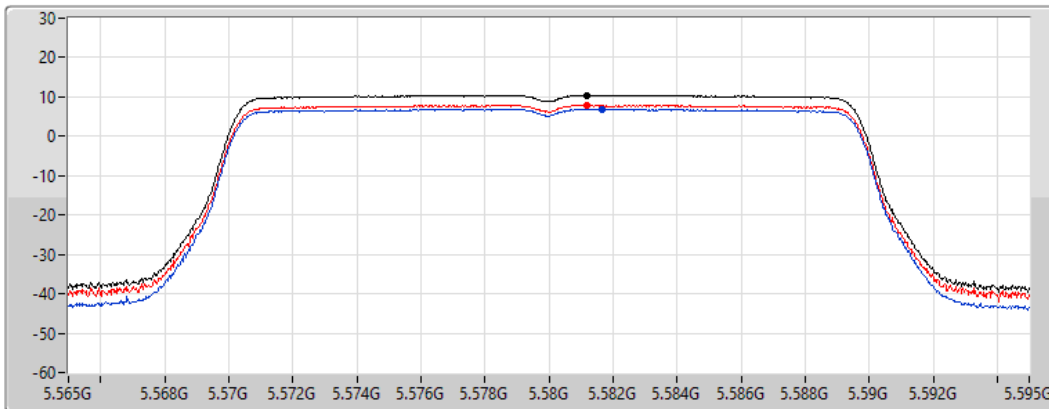
Span
30MHz

RBW
1MHz

VBW
3MHz

Sweep Time
20ms

Detector Type
RMS



Sum

Port 1

Port 2

Sum	PD	Port 1	Port 2
(dBm/RBW)	(dBm/RBW)	(dBm/RBW)	(dBm/RBW)
10.39	10.39	6.89	7.93

802.11ax HEW20-BF_Nss1,(MCS0)_2TX

PSD

5700MHz

19/05/2022

CF
5.7GHz

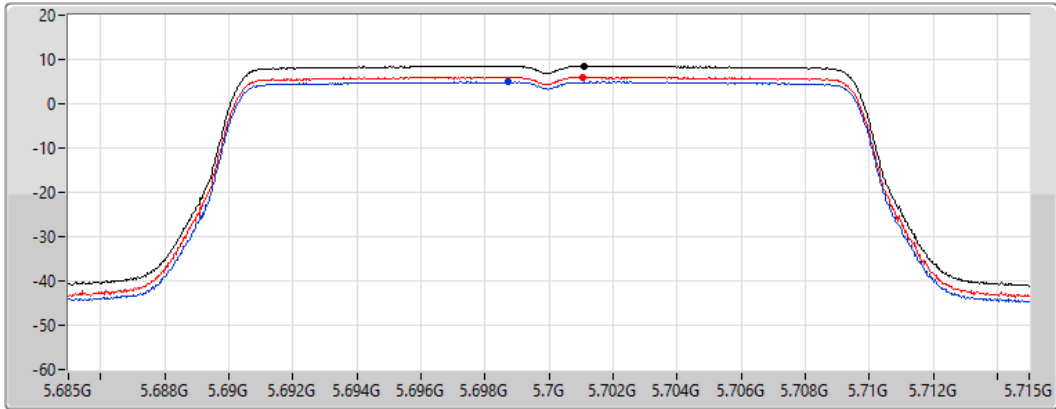
Span
30MHz


RBW
1MHz


VBW
3MHz


Sweep Time
20ms

Detector Type
RMS



Sum 

Port 1 

Port 2 

Sum	PD	Port 1	Port 2
(dBm/RBW)	(dBm/RBW)	(dBm/RBW)	(dBm/RBW)
8.51	8.51	4.92	6.06

802.11ax HEW20-BF_Nss1,(MCS0)_2TX

PSD

5720MHz Straddle 5.47-5.725GHz

19/05/2022

CF
5.71GHz

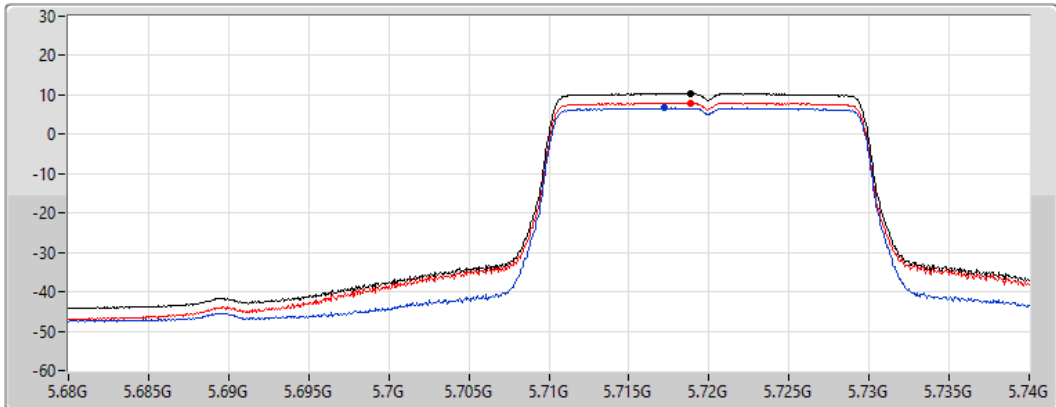
Span
60MHz


RBW
1MHz


VBW
3MHz


Sweep Time
20ms

Detector Type
RMS



Sum 

Port 1 

Port 2 

Sum	PD	Port 1	Port 2
(dBm/RBW)	(dBm/RBW)	(dBm/RBW)	(dBm/RBW)
10.33	10.33	6.64	7.94

802.11ax HEW20-BF_Nss1,(MCS0)_2TX

PSD

5720MHz Straddle 5.725-5.85GHz

19/05/2022

CF
5.735GHz

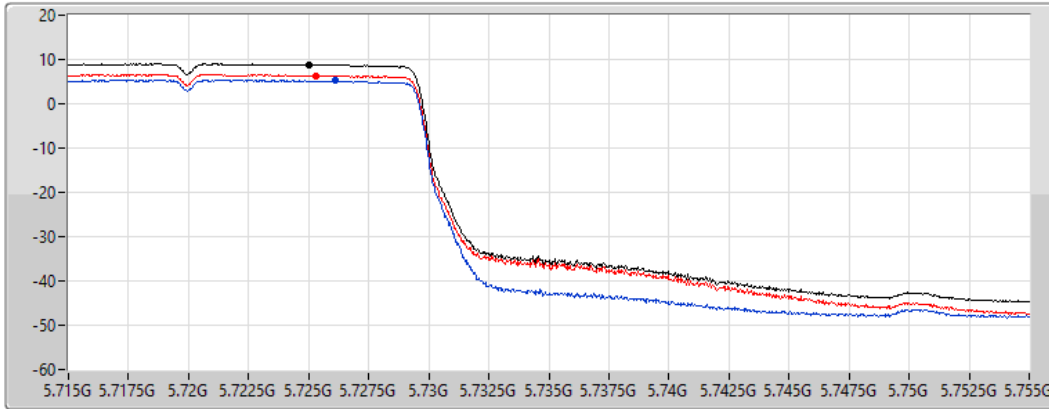
Span
40MHz


RBW
500kHz


VBW
3MHz


Sweep Time
20ms

Detector Type
RMS



Sum 

Port 1 

Port 2 

Sum	PD	Port 1	Port 2
(dBm/RBW)	(dBm/RBW)	(dBm/RBW)	(dBm/RBW)
8.75	8.75	5.17	6.37

802.11ax HEW20-BF_Nss1,(MCS0)_2TX

PSD

5745MHz

19/05/2022

CF
5.745GHz

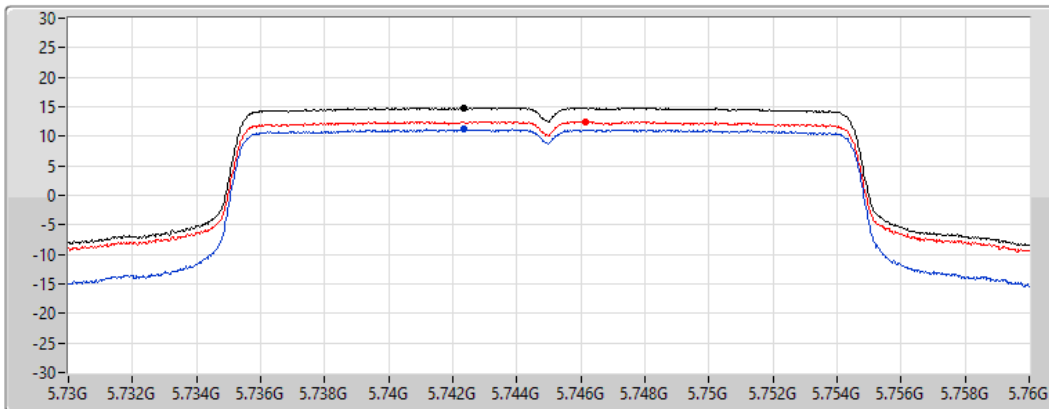
Span
30MHz


RBW
500kHz


VBW
3MHz


Sweep Time
20ms

Detector Type
RMS



Sum 

Port 1 

Port 2 

Sum	PD	Port 1	Port 2
(dBm/RBW)	(dBm/RBW)	(dBm/RBW)	(dBm/RBW)
14.87	14.87	11.22	12.50

802.11ax HEW20-BF_Nss1,(MCS0)_2TX

PSD

5785MHz

19/05/2022

CF
5.785GHz

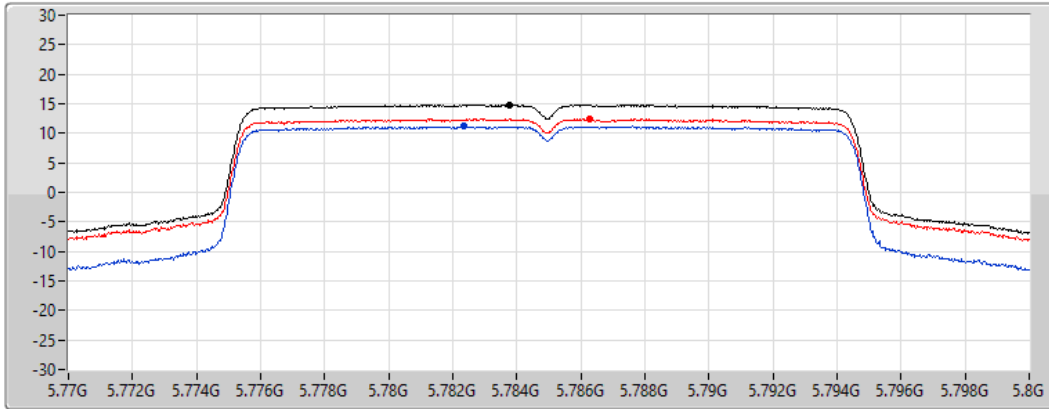
Span
30MHz


RBW
500kHz


VBW
3MHz


Sweep Time
20ms

Detector Type
RMS



Sum 

Port 1 

Port 2 

Sum	PD	Port 1	Port 2
(dBm/RBW)	(dBm/RBW)	(dBm/RBW)	(dBm/RBW)
14.79	14.79	11.15	12.46

802.11ax HEW20-BF_Nss1,(MCS0)_2TX

PSD

5825MHz

19/05/2022

CF
5.825GHz

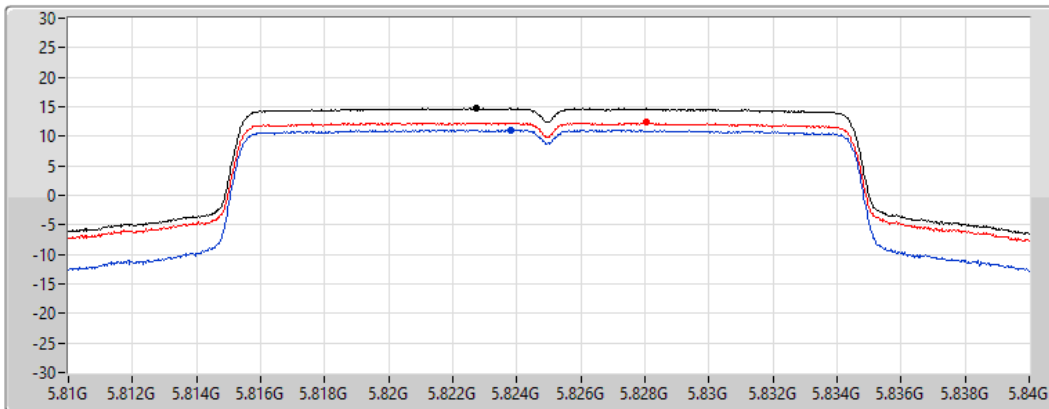
Span
30MHz


RBW
500kHz


VBW
3MHz


Sweep Time
20ms

Detector Type
RMS



Sum 

Port 1 

Port 2 

Sum	PD	Port 1	Port 2
(dBm/RBW)	(dBm/RBW)	(dBm/RBW)	(dBm/RBW)
14.70	14.70	11.09	12.32

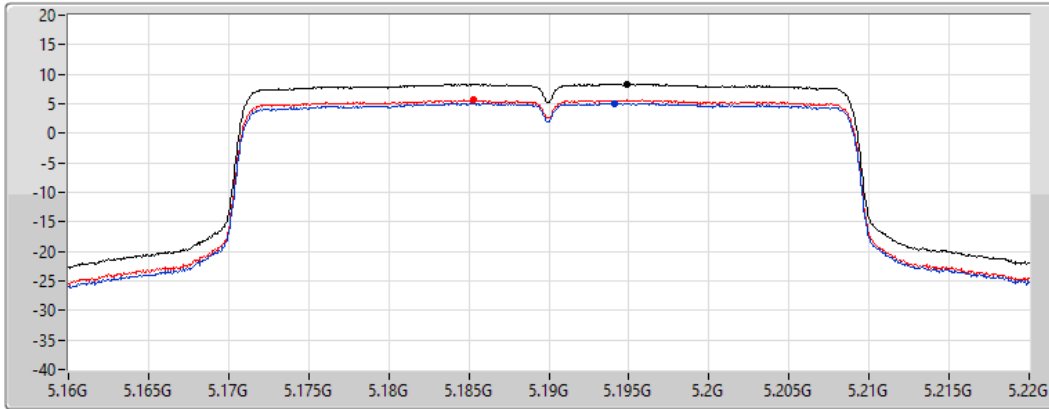
802.11ax HEW40-BF_Nss1,(MCS0)_2TX




PSD

5190MHz

19/05/2022

CF
5.19GHz
Span
60MHz
RBW
1MHz
VBW
3MHz
Sweep Time
20ms
Detector Type
RMS



Sum 
Port 1 
Port 2 

Sum	PD	Port 1	Port 2
(dBm/RBW)	(dBm/RBW)	(dBm/RBW)	(dBm/RBW)
8.32	8.32	5.06	5.64

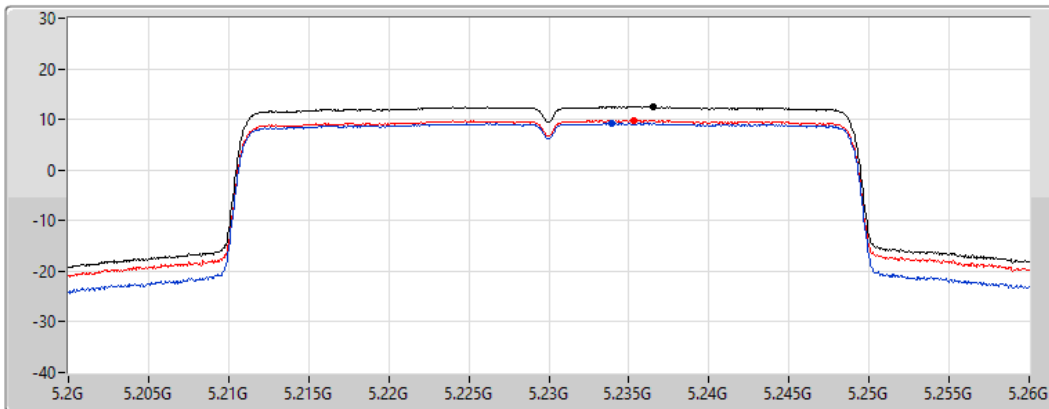
802.11ax HEW40-BF_Nss1,(MCS0)_2TX




PSD

5230MHz

19/05/2022

CF
5.23GHz
Span
60MHz
RBW
1MHz
VBW
3MHz
Sweep Time
20ms
Detector Type
RMS



Sum 
Port 1 
Port 2 

Sum	PD	Port 1	Port 2
(dBm/RBW)	(dBm/RBW)	(dBm/RBW)	(dBm/RBW)
12.46	12.46	9.21	9.76

802.11ax HEW40-BF_Nss1,(MCS0)_2TX

PSD

5270MHz

19/05/2022

CF
5.27GHz

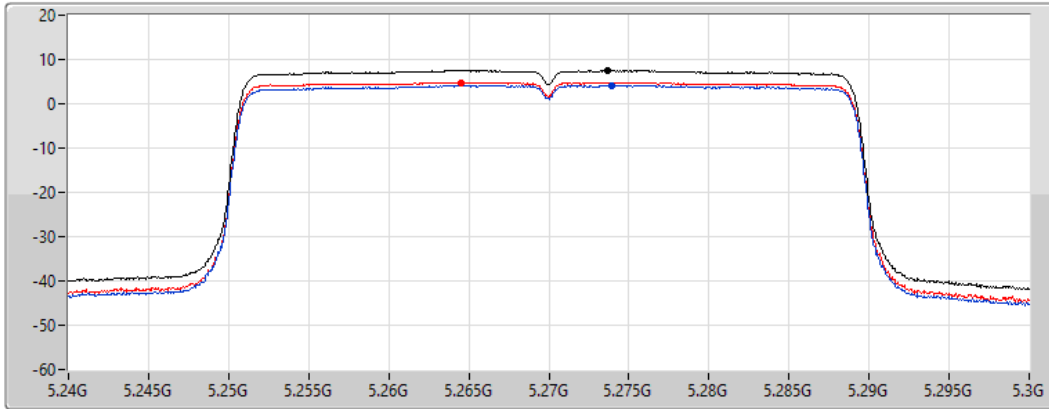
Span
60MHz


RBW
1MHz


VBW
3MHz


Sweep Time
20ms

Detector Type
RMS



Sum 

Port 1 

Port 2 

Sum	PD	Port 1	Port 2
(dBm/RBW)	(dBm/RBW)	(dBm/RBW)	(dBm/RBW)
7.50	7.50	4.18	4.84

802.11ax HEW40-BF_Nss1,(MCS0)_2TX

PSD

5310MHz

19/05/2022

CF
5.31GHz

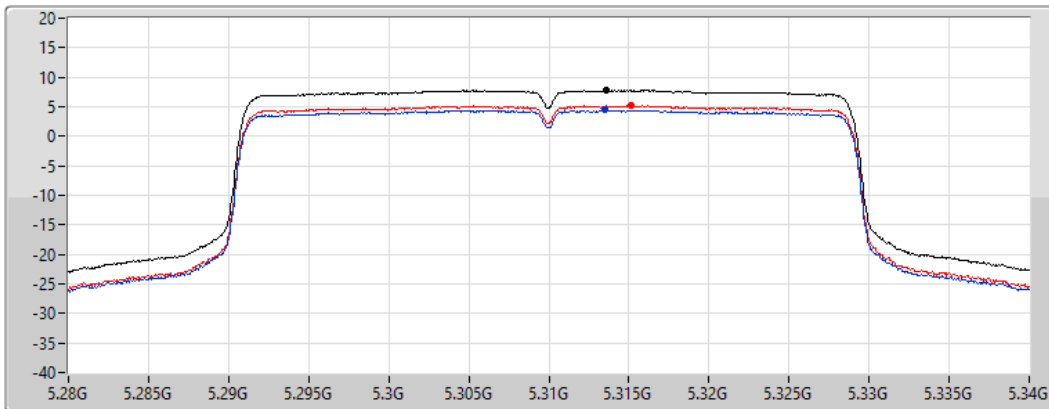
Span
60MHz


RBW
1MHz


VBW
3MHz


Sweep Time
20ms

Detector Type
RMS



Sum 

Port 1 

Port 2 

Sum	PD	Port 1	Port 2
(dBm/RBW)	(dBm/RBW)	(dBm/RBW)	(dBm/RBW)
7.81	7.81	4.42	5.21

802.11ax HEW40-BF_Nss1,(MCS0)_2TX

PSD

5510MHz

19/05/2022

CF
5.51GHz

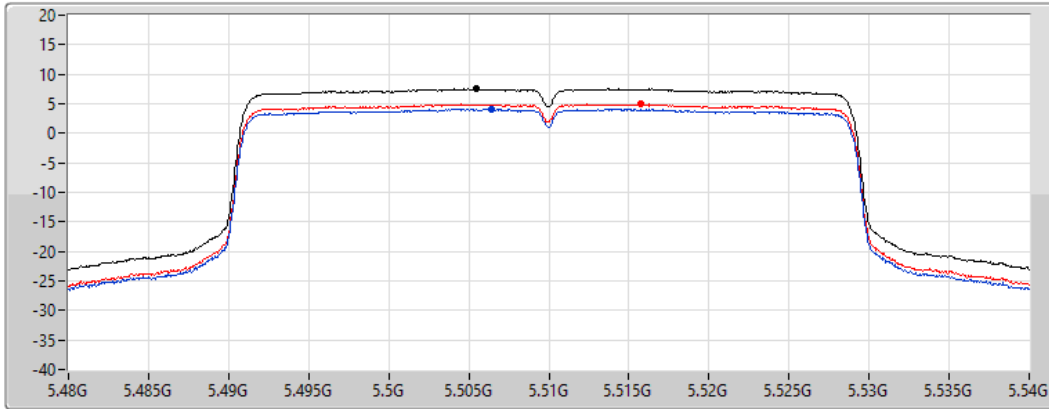
Span
60MHz


RBW
1MHz


VBW
3MHz


Sweep Time
20ms

Detector Type
RMS



Sum 

Port 1 

Port 2 

Sum	PD	Port 1	Port 2
(dBm/RBW)	(dBm/RBW)	(dBm/RBW)	(dBm/RBW)
7.48	7.48	4.09	4.90

802.11ax HEW40-BF_Nss1,(MCS0)_2TX

PSD

5550MHz

19/05/2022

CF
5.55GHz

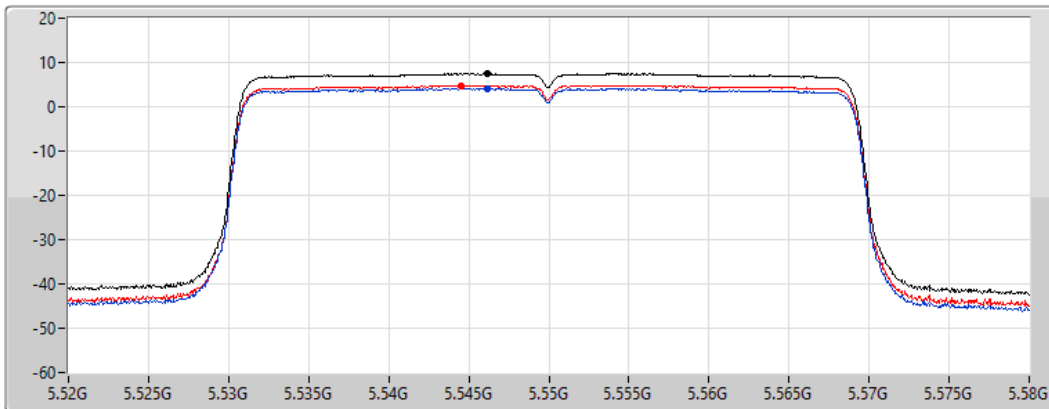
Span
60MHz


RBW
1MHz


VBW
3MHz


Sweep Time
20ms

Detector Type
RMS



Sum 

Port 1 

Port 2 

Sum	PD	Port 1	Port 2
(dBm/RBW)	(dBm/RBW)	(dBm/RBW)	(dBm/RBW)
7.48	7.48	4.11	4.81

802.11ax HEW40-BF_Nss1,(MCS0)_2TX

PSD

5670MHz

19/05/2022

CF
5.67GHz

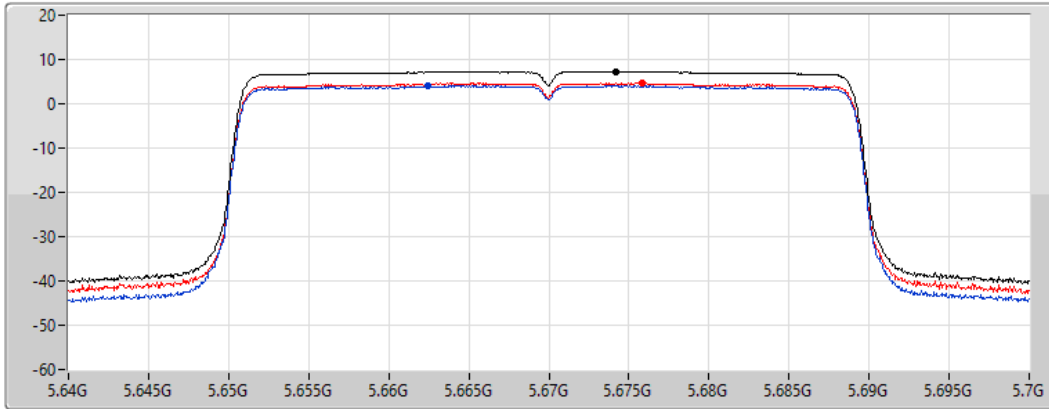
Span
60MHz


RBW
1MHz


VBW
3MHz


Sweep Time
20ms

Detector Type
RMS



Sum 

Port 1 

Port 2 

Sum	PD	Port 1	Port 2
(dBm/RBW)	(dBm/RBW)	(dBm/RBW)	(dBm/RBW)
7.30	7.30	4.04	4.63

802.11ax HEW40-BF_Nss1,(MCS0)_2TX

PSD

5710MHz Straddle 5.47-5.725GHz

19/05/2022

CF
5.69GHz

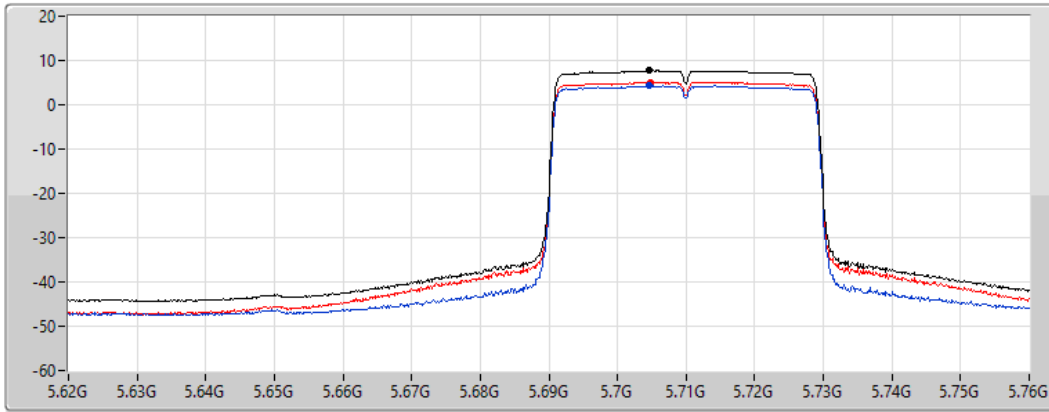
Span
140MHz


RBW
1MHz


VBW
3MHz


Sweep Time
20ms

Detector Type
RMS



Sum 

Port 1 

Port 2 

Sum	PD	Port 1	Port 2
(dBm/RBW)	(dBm/RBW)	(dBm/RBW)	(dBm/RBW)
7.69	7.69	4.34	5.14

802.11ax HEW40-BF_Nss1,(MCS0)_2TX

PSD

5710MHz Straddle 5.725-5.85GHz

19/05/2022

CF
5.735GHz

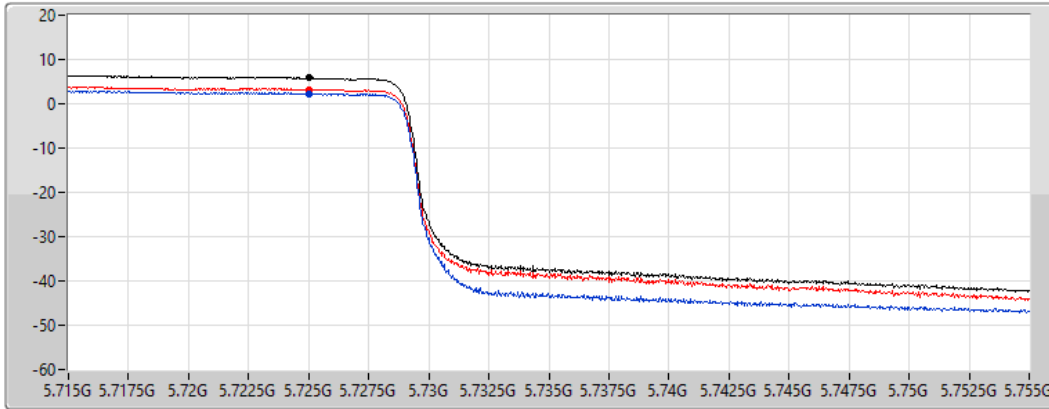
Span
40MHz


RBW
500kHz


VBW
3MHz


Sweep Time
20ms

Detector Type
RMS



Sum 

Port 1 

Port 2 

Sum	PD	Port 1	Port 2
(dBm/RBW)	(dBm/RBW)	(dBm/RBW)	(dBm/RBW)
5.83	5.83	2.32	3.27

802.11ax HEW40-BF_Nss1,(MCS0)_2TX

PSD

5755MHz

19/05/2022

CF
5.755GHz

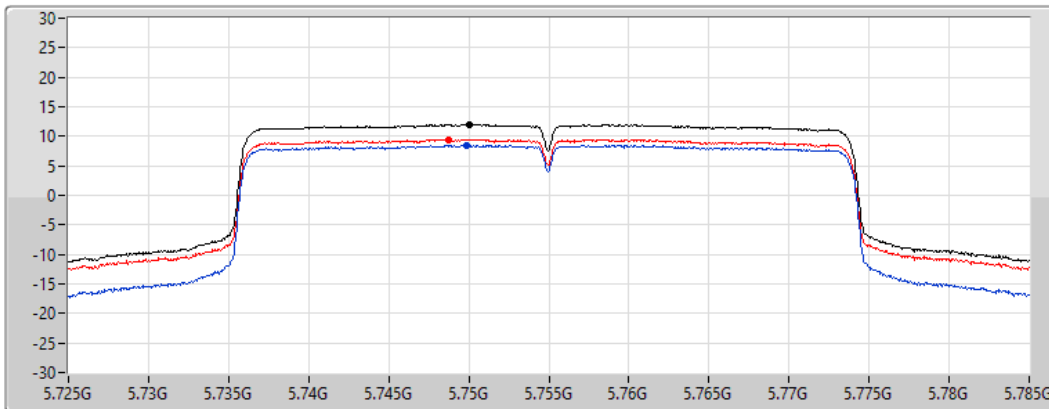
Span
60MHz


RBW
500kHz


VBW
3MHz


Sweep Time
20ms

Detector Type
RMS



Sum 

Port 1 

Port 2 

Sum	PD	Port 1	Port 2
(dBm/RBW)	(dBm/RBW)	(dBm/RBW)	(dBm/RBW)
12.01	12.01	8.54	9.49

802.11ax HEW40-BF_Nss1,(MCS0)_2TX

PSD

5795MHz

19/05/2022

CF
5.795GHz

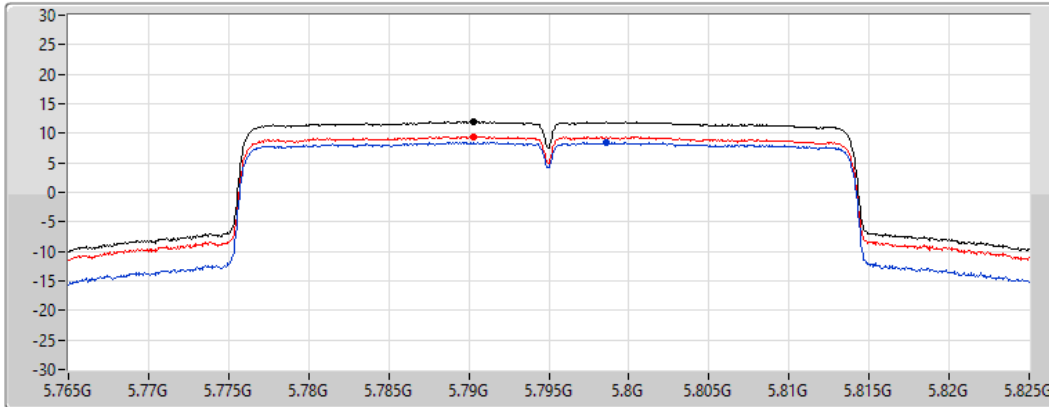
Span
60MHz


RBW
500kHz


VBW
3MHz


Sweep Time
20ms

Detector Type
RMS



Sum 

Port 1 

Port 2 

Sum	PD	Port 1	Port 2
(dBm/RBW)	(dBm/RBW)	(dBm/RBW)	(dBm/RBW)
11.97	11.97	8.45	9.44

802.11ax HEW80-BF_Nss1,(MCS0)_2TX

PSD

5210MHz

19/05/2022

CF
5.21GHz

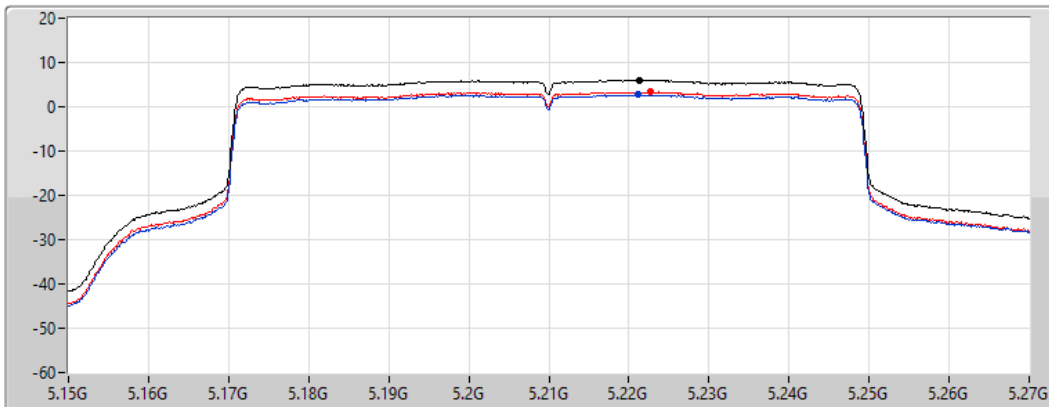
Span
120MHz


RBW
1MHz


VBW
3MHz


Sweep Time
20ms

Detector Type
RMS



Sum 

Port 1 

Port 2 

Sum	PD	Port 1	Port 2
(dBm/RBW)	(dBm/RBW)	(dBm/RBW)	(dBm/RBW)
5.99	5.99	2.68	3.32

802.11ax HEW80-BF_Nss1,(MCS0)_2TX

PSD

5290MHz

19/05/2022

CF
5.29GHz

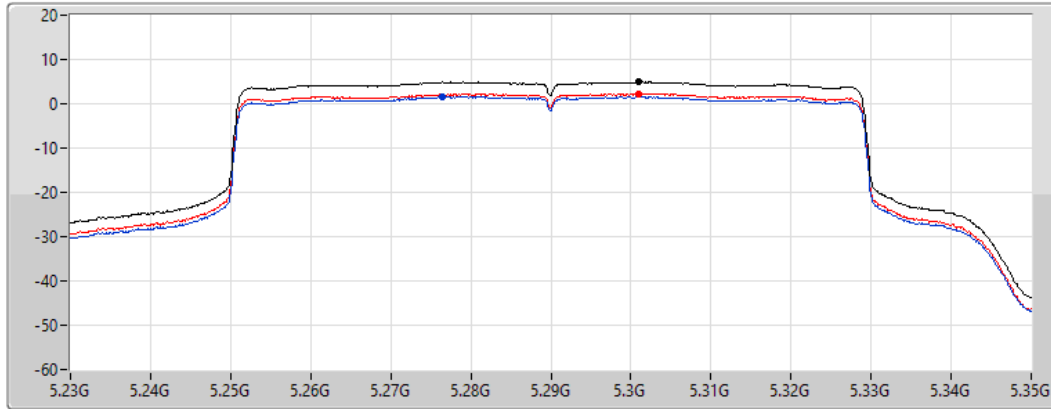
Span
120MHz


RBW
1MHz


VBW
3MHz


Sweep Time
20ms

Detector Type
RMS



Sum 

Port 1 

Port 2 

Sum	PD	Port 1	Port 2
(dBm/RBW)	(dBm/RBW)	(dBm/RBW)	(dBm/RBW)
4.94	4.94	1.60	2.29

802.11ax HEW80-BF_Nss1,(MCS0)_2TX

PSD

5530MHz

19/05/2022

CF
5.53GHz

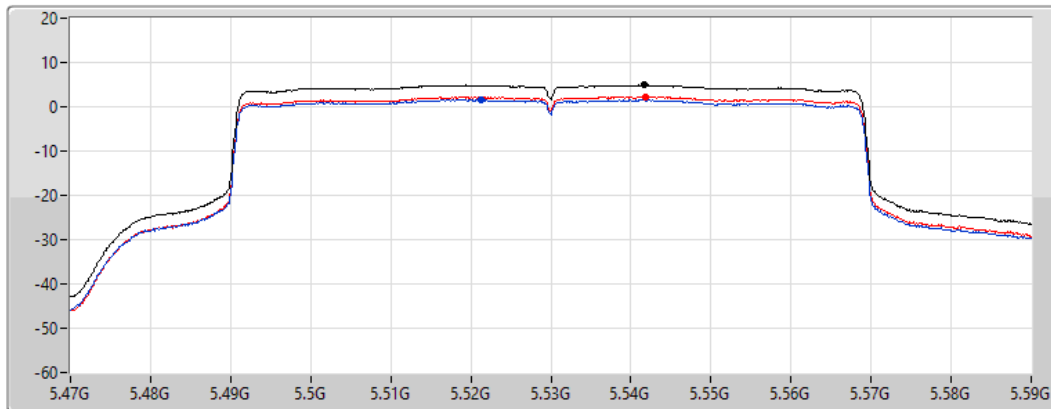
Span
120MHz


RBW
1MHz


VBW
3MHz


Sweep Time
20ms

Detector Type
RMS



Sum 

Port 1 

Port 2 

Sum	PD	Port 1	Port 2
(dBm/RBW)	(dBm/RBW)	(dBm/RBW)	(dBm/RBW)
4.89	4.89	1.57	2.27

802.11ax HEW80-BF_Nss1,(MCS0)_2TX

PSD

5610MHz

19/05/2022

CF
5.61GHz

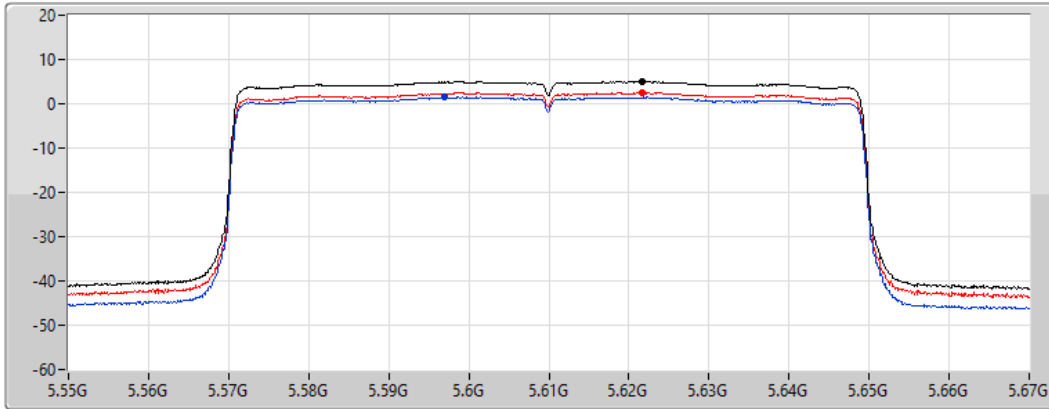
Span
120MHz


RBW
1MHz


VBW
3MHz


Sweep Time
20ms

Detector Type
RMS



Sum 

Port 1 

Port 2 

Sum	PD	Port 1	Port 2
(dBm/RBW)	(dBm/RBW)	(dBm/RBW)	(dBm/RBW)
4.99	4.99	1.47	2.49

802.11ax HEW80-BF_Nss1,(MCS0)_2TX

PSD

5690MHz Straddle 5.47-5.725GHz

19/05/2022

CF
5.65GHz

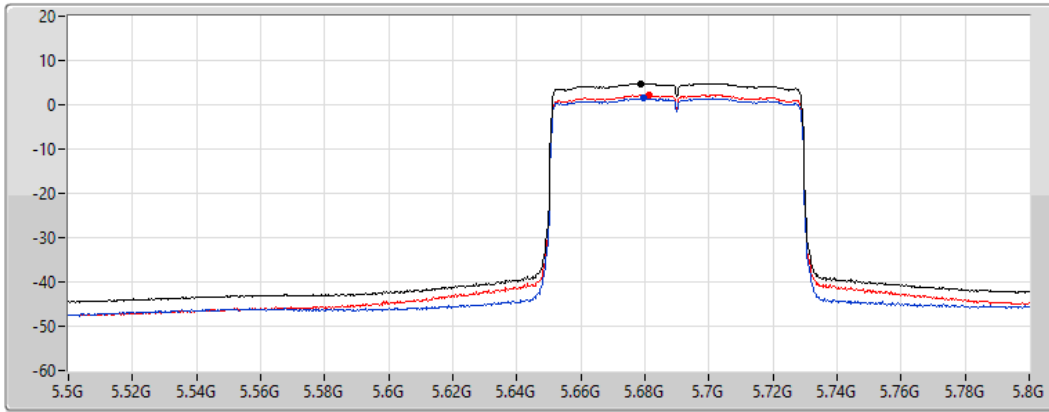
Span
300MHz


RBW
1MHz


VBW
3MHz


Sweep Time
20ms

Detector Type
RMS



Sum 

Port 1 

Port 2 

Sum	PD	Port 1	Port 2
(dBm/RBW)	(dBm/RBW)	(dBm/RBW)	(dBm/RBW)
4.83	4.83	1.48	2.21

802.11ax HEW80-BF_Nss1,(MCS0)_2TX

PSD

5690MHz Straddle 5.725-5.85GHz

19/05/2022

CF
5.735GHz

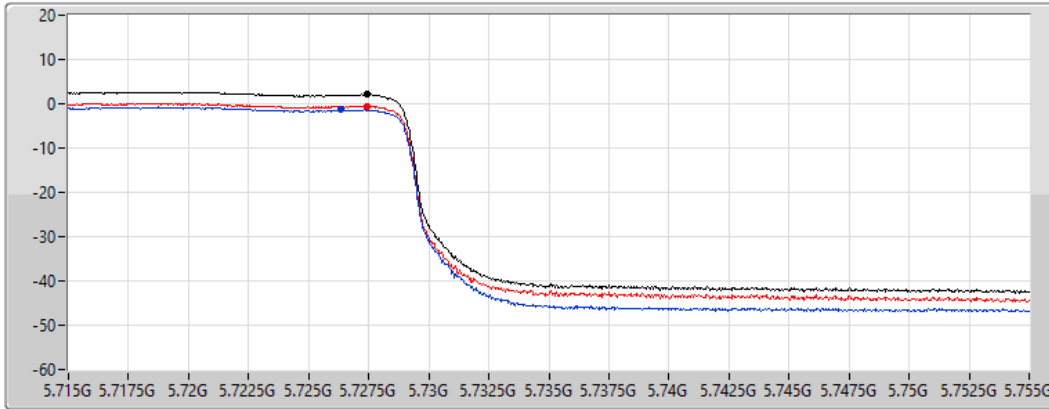
Span
40MHz


RBW
500kHz


VBW
3MHz


Sweep Time
20ms

Detector Type
RMS



Sum 

Port 1 

Port 2 

Sum	PD	Port 1	Port 2
(dBm/RBW)	(dBm/RBW)	(dBm/RBW)	(dBm/RBW)
2.06	2.06	-1.38	-0.47

802.11ax HEW80-BF_Nss1,(MCS0)_2TX

PSD

5775MHz

19/05/2022

CF
5.775GHz

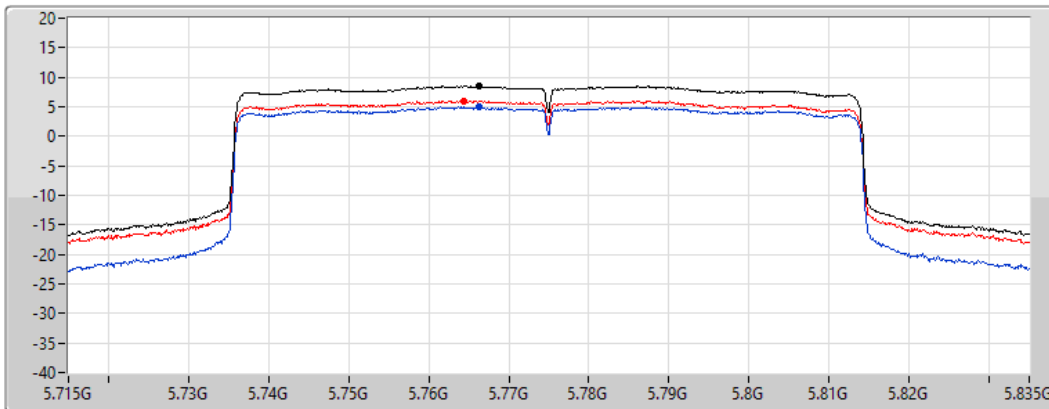
Span
120MHz


RBW
500kHz


VBW
3MHz


Sweep Time
20ms

Detector Type
RMS



Sum 

Port 1 

Port 2 

Sum	PD	Port 1	Port 2
(dBm/RBW)	(dBm/RBW)	(dBm/RBW)	(dBm/RBW)
8.52	8.52	5.02	6.00

802.11ax HEW160-BF_Nss1,(MCS0)_2TX

PSD

5250MHz Straddle 5.15-5.25GHz

19/05/2022

CF
5.17GHz

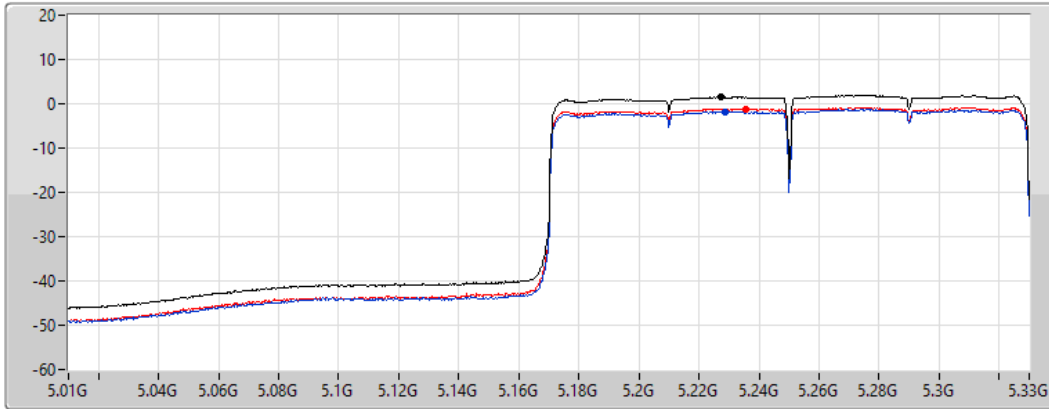
Span
320MHz


RBW
1MHz


VBW
3MHz


Sweep Time
20ms

Detector Type
RMS



Sum 

Port 1 

Port 2 

Sum	PD	Port 1	Port 2
(dBm/RBW)	(dBm/RBW)	(dBm/RBW)	(dBm/RBW)
1.45	1.45	-1.78	-1.20

802.11ax HEW160-BF_Nss1,(MCS0)_2TX

PSD

5250MHz Straddle 5.25-5.35GHz

19/05/2022

CF
5.33GHz

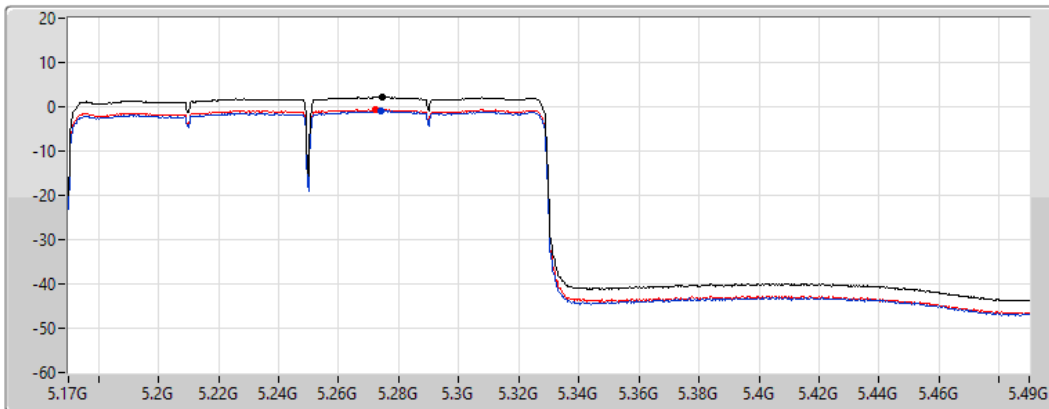
Span
320MHz


RBW
1MHz


VBW
3MHz


Sweep Time
20ms

Detector Type
RMS



Sum 

Port 1 

Port 2 

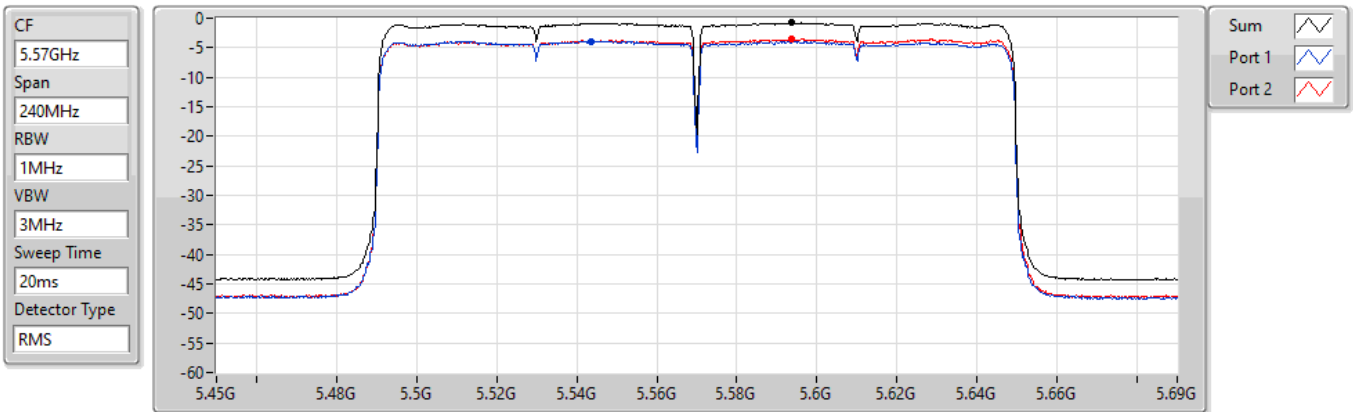
Sum	PD	Port 1	Port 2
(dBm/RBW)	(dBm/RBW)	(dBm/RBW)	(dBm/RBW)
2.15	2.15	-1.01	-0.70

802.11ax HEW160-BF_Nss1,(MCS0)_2TX

PSD

5570MHz

19/05/2022



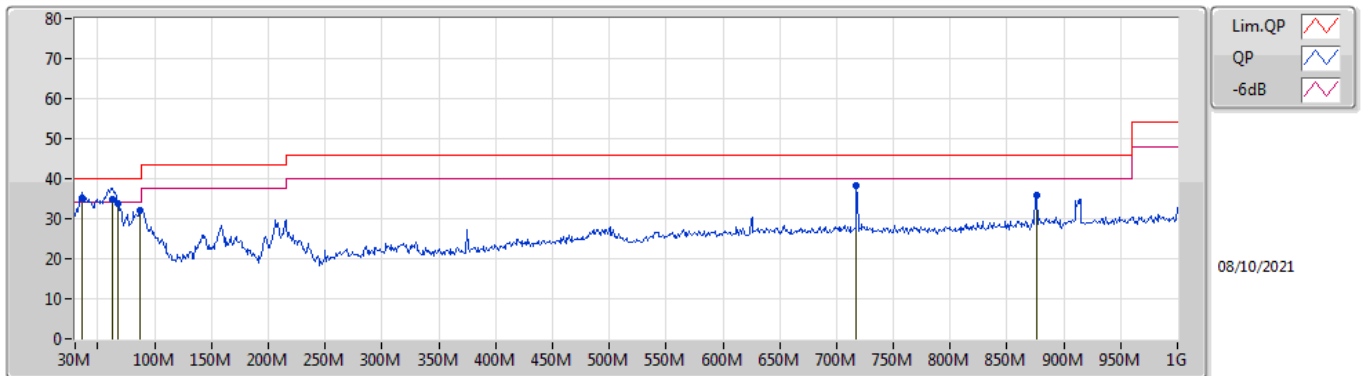
Sum	PD	Port 1	Port 2
(dBm/RBW)	(dBm/RBW)	(dBm/RBW)	(dBm/RBW)
-0.78	-0.78	-3.94	-3.47



Summary

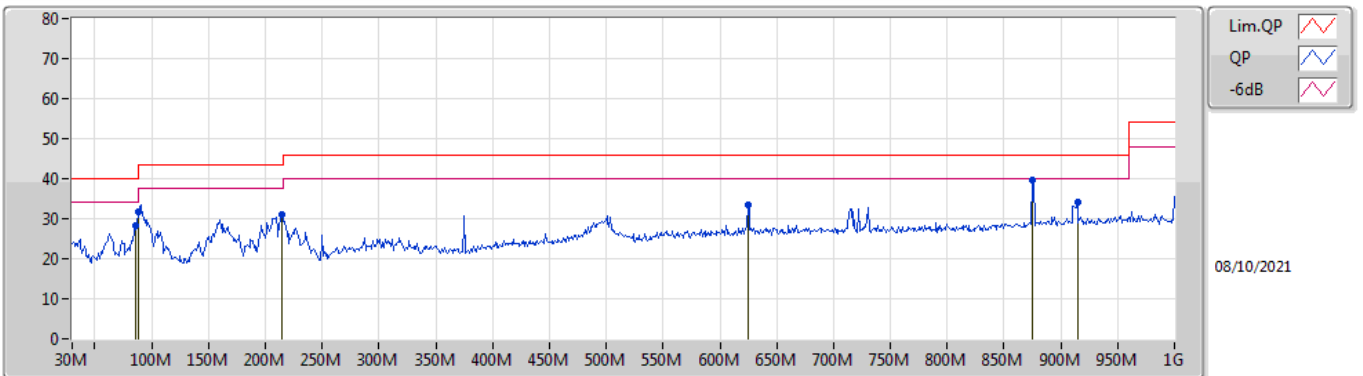
Mode	Result	Type	Freq (Hz)	Level (dBuV/m)	Limit (dBuV/m)	Margin (dB)	Condition
Mode 3	Pass	QP	35.82M	35.11	40.00	-4.89	Vertical

Mode 3



Type	Freq (Hz)	Level (dBuV/m)	Limit (dBuV/m)	Margin (dB)	Factor (dB/m)	Dist (m)	Condition	Azimuth (°)	Height (m)	Comment	Raw (dBuV/m)	AF (dB/m)	CL (dB)	PA (dB)
QP	35.82M	35.11	40.00	-4.89	-10.09	3	Vertical	297	1.00	"Worst"	45.20	20.99	0.52	31.60
QP	62.98M	34.67	40.00	-5.33	-18.93	3	Vertical	71	2.00	-	53.60	12.13	0.80	31.86
PK	67.83M	33.73	40.00	-6.27	-19.03	3	Vertical	228	1.25	-	52.76	12.05	0.80	31.88
PK	87.23M	32.06	40.00	-7.94	-16.86	3	Vertical	113	1.00	-	48.92	14.05	1.00	31.91
PK	717.73M	38.13	46.00	-7.87	-4.46	3	Vertical	46	1.50	-	42.59	24.67	3.54	32.67
PK	875.84M	35.89	46.00	-10.11	-2.43	3	Vertical	62	1.00	-	38.32	26.10	4.11	32.64

Mode 3



Type	Freq (Hz)	Level (dBuV/m)	Limit (dBuV/m)	Margin (dB)	Factor (dB/m)	Dist (m)	Condition	Azimuth (°)	Height (m)	Comment	Raw (dBuV/m)	AF (dB/m)	CL (dB)	PA (dB)
PK	85.29M	28.16	40.00	-11.84	-17.36	3	Horizontal	114	2.00	-	45.52	13.56	1.00	31.92
PK	88M	31.74	40.00	-8.26	-16.66	3	Horizontal	96	2.00	-	48.40	14.25	1.00	31.91
PK	214.3M	31.15	43.50	-12.35	-15.55	3	Horizontal	268	2.00	-	46.70	14.69	1.76	32.00
PK	624.61M	33.57	46.00	-12.43	-4.77	3	Horizontal	226	1.50	-	38.34	24.50	3.25	32.52
PK	874.87M	39.81	46.00	-6.19	-2.45	3	Horizontal	148	1.00	"Worst"	42.26	26.09	4.10	32.64
PK	915M	34.09	46.00	-11.91	-2.16	3	Horizontal	342	2.00	-	36.25	26.17	4.30	32.63

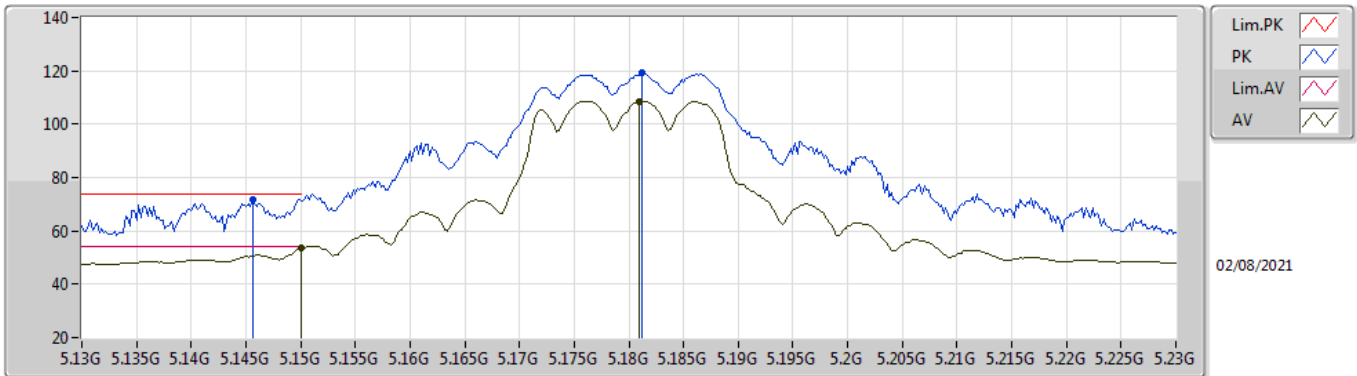


Summary

Mode	Result	Type	Freq (Hz)	Level (dBuV/m)	Limit (dBuV/m)	Margin (dB)	Dist (m)	Condition	Azimuth (°)	Height (m)	Comments
5.25-5.35GHz	-	-	-	-	-	-	-	-	-	-	-
802.11a_Nss1,(6Mbps)_2TX	Pass	PK	5.3512G	73.99	74.00	-0.01	3	Vertical	352	2.00	-

802.11a_Nss1,(6Mbps)_2TX

5180MHz_TnomVnom

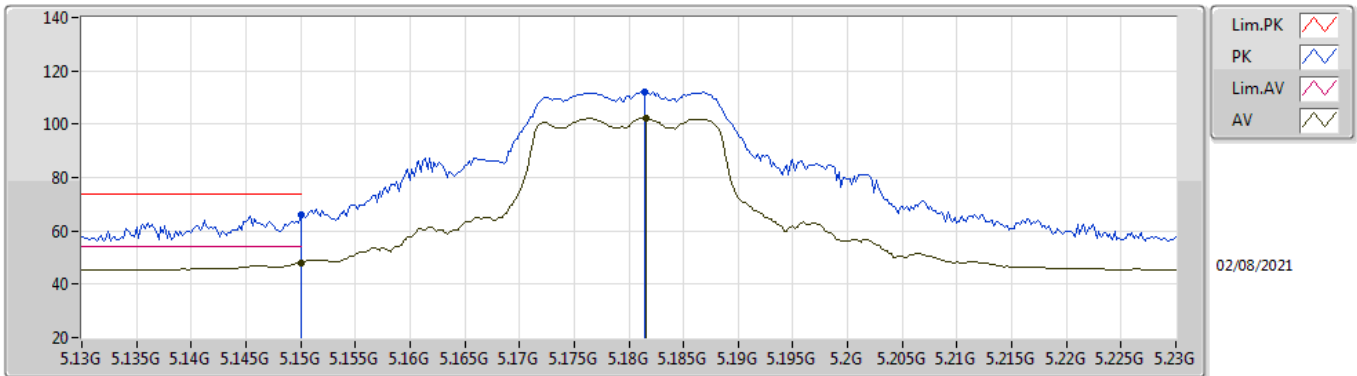


EUT_V_2TX
Setting 94
06-D-S-5-10

Type	Freq (Hz)	Level (dBuV/m)	Limit (dBuV/m)	Margin (dB)	Raw (dBuV)	Dist (m)	Condition	Azimuth (°)	Height (m)	Comment	AF (dB)	CL (dB)	PA (dB)
PK	5.1456G	71.78	74.00	-2.22	66.93	3	Vertical	353	2.24	-	31.82	5.00	31.97
AV	5.15G	53.60	54.00	-0.40	48.78	3	Vertical	353	2.24	-	31.80	5.00	31.98
PK	5.1812G	119.08	Inf	-Inf	114.39	3	Vertical	353	2.24	-	31.68	5.00	31.99
AV	5.181G	108.68	Inf	-Inf	103.99	3	Vertical	353	2.24	-	31.68	5.00	31.99

802.11a_Nss1,(6Mbps)_2TX

5180MHz_TnomVnom

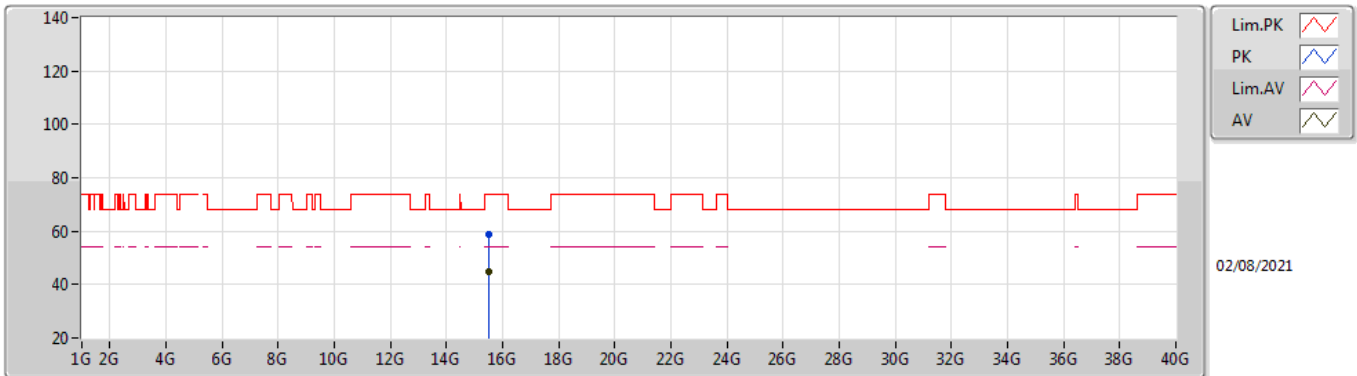


EUT_V_2TX
Setting 94
06-D-S-5-10

Type	Freq (Hz)	Level (dBuV/m)	Limit (dBuV/m)	Margin (dB)	Raw (dBuV)	Dist (m)	Condition	Azimuth (°)	Height (m)	Comment	AF (dB)	CL (dB)	PA (dB)
PK	5.15G	66.11	74.00	-7.89	61.29	3	Horizontal	246	2.31	-	31.80	5.00	31.98
AV	5.15G	48.13	54.00	-5.87	43.31	3	Horizontal	246	2.31	-	31.80	5.00	31.98
PK	5.1814G	112.11	Inf	-Inf	107.43	3	Horizontal	246	2.31	-	31.67	5.00	31.99
AV	5.1816G	102.18	Inf	-Inf	97.50	3	Horizontal	246	2.31	-	31.67	5.00	31.99

802.11a_Nss1,(6Mbps)_2TX

5180MHz_TnomVnom

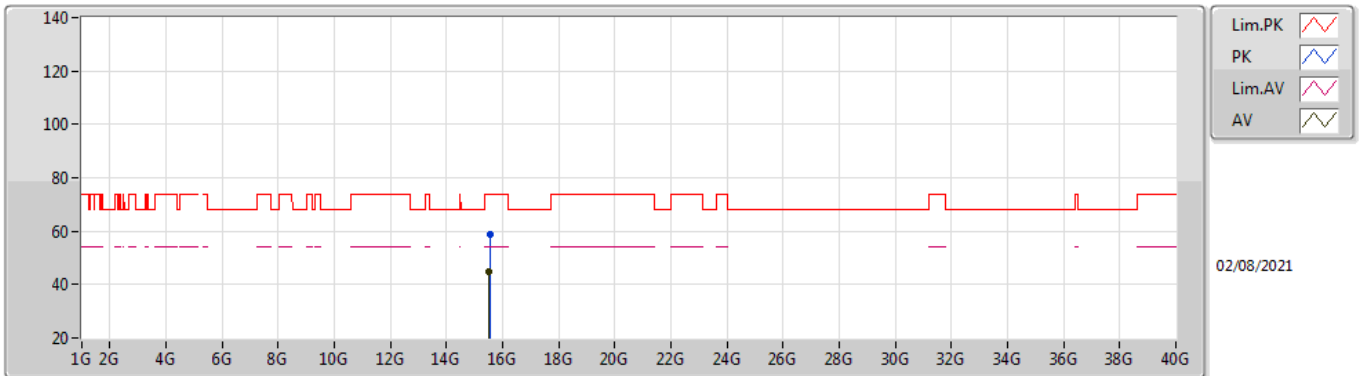


EUT Y_2TX
Setting 94
06-D-S-5

Type	Freq (Hz)	Level (dBuV/m)	Limit (dBuV/m)	Margin (dB)	Raw (dBuV)	Dist (m)	Condition	Azimuth (°)	Height (m)	Comment	AF (dB)	CL (dB)	PA (dB)
PK	15.5326G	58.74	74.00	-15.26	44.66	3	Vertical	301	1.84	-	37.94	10.37	34.23
AV	15.53276G	44.80	54.00	-9.20	30.72	3	Vertical	301	1.84	-	37.94	10.37	34.23

802.11a_Nss1,(6Mbps)_2TX

5180MHz_TnomVnom

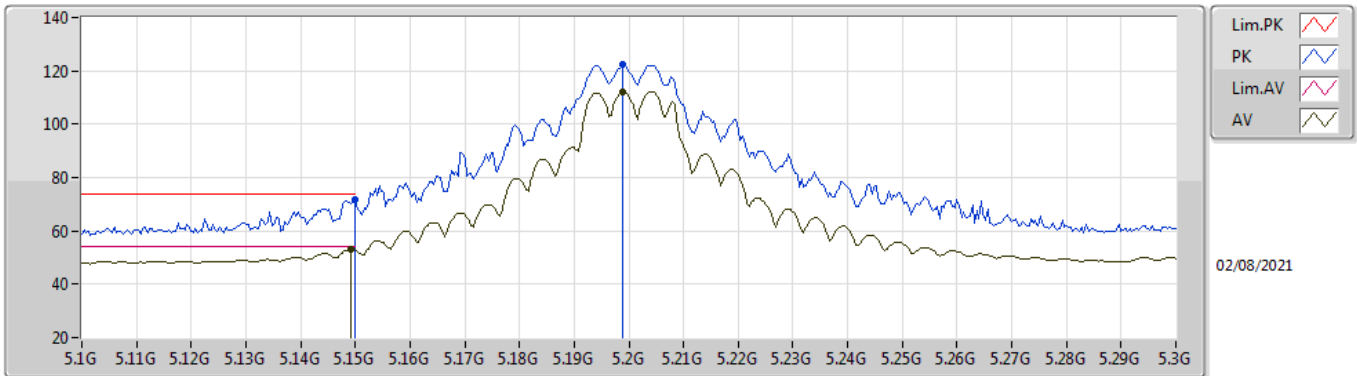


EUT Y_2TX
Setting 94
06-D-S-5

Type	Freq (Hz)	Level (dBuV/m)	Limit (dBuV/m)	Margin (dB)	Raw (dBuV)	Dist (m)	Condition	Azimuth (°)	Height (m)	Comment	AF (dB)	CL (dB)	PA (dB)
PK	15.5468G	58.65	74.00	-15.35	44.65	3	Horizontal	356	2.45	-	37.87	10.37	34.24
AV	15.5306G	45.04	54.00	-8.96	30.95	3	Horizontal	356	2.45	-	37.95	10.37	34.23

802.11a_Nss1,(6Mbps)_2TX

5200MHz_TnomVnom

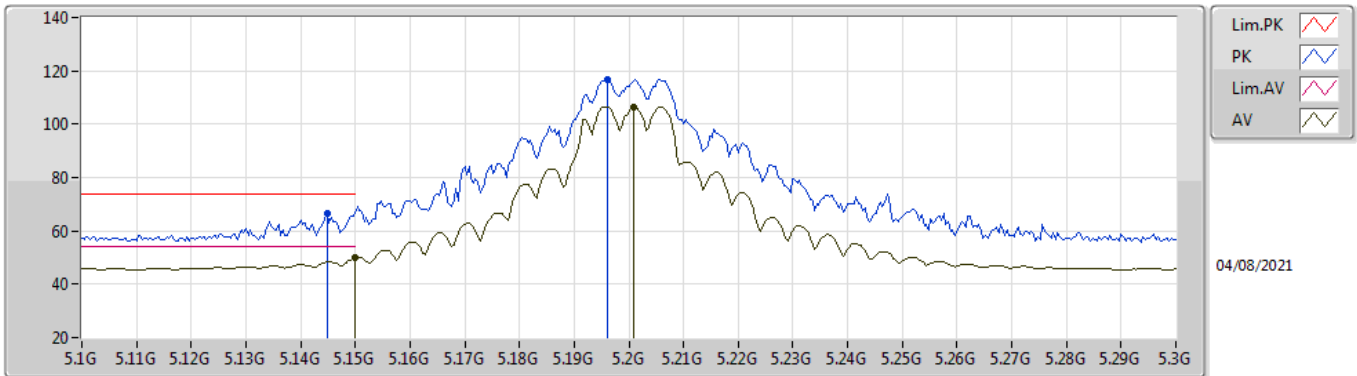


EUT_V_2TX
Setting 107
06-D-S-5-10

Type	Freq (Hz)	Level (dBuV/m)	Limit (dBuV/m)	Margin (dB)	Raw (dBuV)	Dist (m)	Condition	Azimuth (°)	Height (m)	Comment	AF (dB)	CL (dB)	PA (dB)
PK	5.15G	71.68	74.00	-2.32	66.86	3	Vertical	16	2.30	-	31.80	5.00	31.98
AV	5.1492G	53.19	54.00	-0.81	48.37	3	Vertical	16	2.30	-	31.80	5.00	31.98
PK	5.1988G	122.33	Inf	-Inf	117.73	3	Vertical	16	2.30	-	31.60	5.00	32.00
AV	5.1988G	112.08	Inf	-Inf	107.48	3	Vertical	16	2.30	-	31.60	5.00	32.00

802.11a_Nss1,(6Mbps)_2TX

5200MHz_TnomVnom

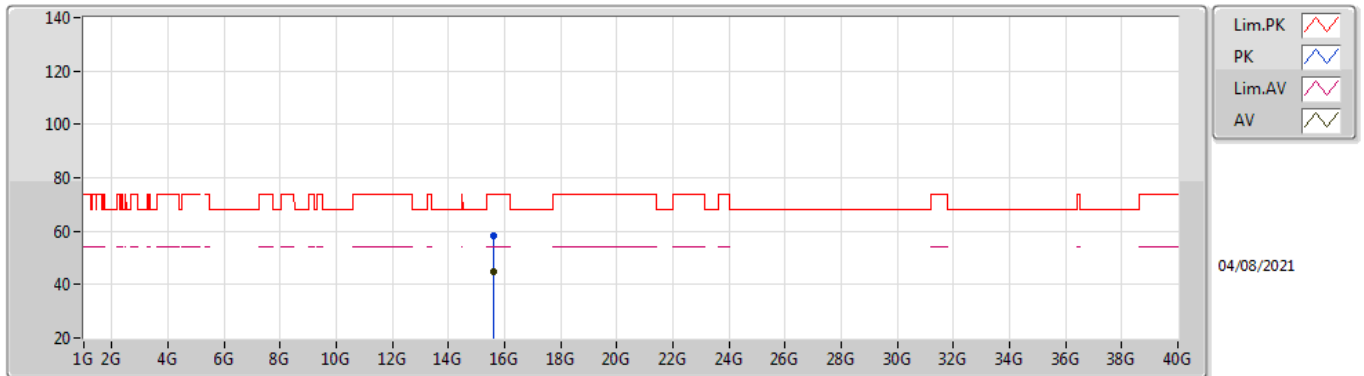


EUT_V_2TX
Setting 107
06-D-S-5-10

Type	Freq (Hz)	Level (dBuV/m)	Limit (dBuV/m)	Margin (dB)	Raw (dBuV)	Dist (m)	Condition	Azimuth (°)	Height (m)	Comment	AF (dB)	CL (dB)	PA (dB)
PK	5.1448G	66.57	74.00	-7.43	61.72	3	Horizontal	62	2.34	-	31.82	5.00	31.97
AV	5.15G	49.92	54.00	-4.08	45.10	3	Horizontal	62	2.34	-	31.80	5.00	31.98
PK	5.196G	116.80	Inf	-Inf	112.18	3	Horizontal	62	2.34	-	31.62	5.00	32.00
AV	5.2008G	106.60	Inf	-Inf	102.00	3	Horizontal	62	2.34	-	31.60	5.00	32.00

802.11a_Nss1,(6Mbps)_2TX

5200MHz_TnomVnom

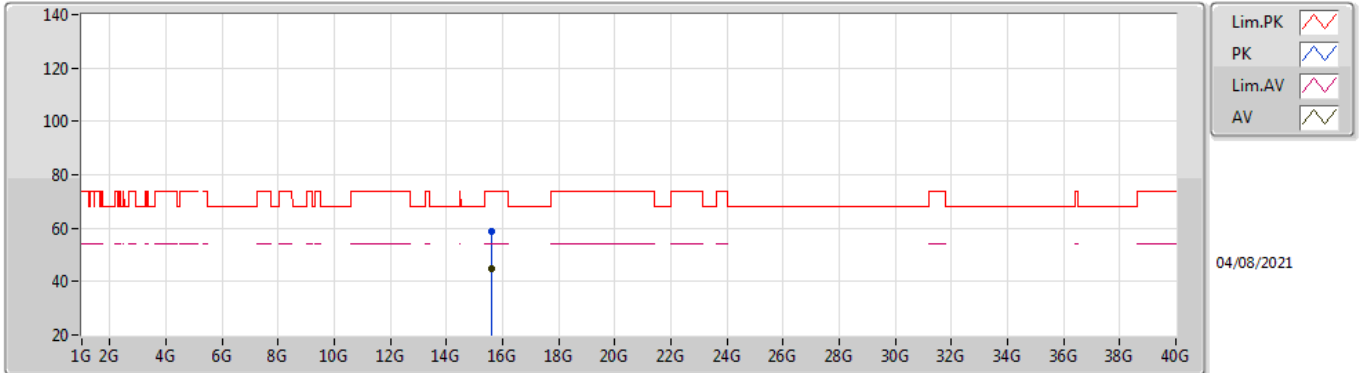


EUT Y_2TX
Setting 107
06-D-S-5

Type	Freq (Hz)	Level (dBuV/m)	Limit (dBuV/m)	Margin (dB)	Raw (dBuV)	Dist (m)	Condition	Azimuth (°)	Height (m)	Comment	AF (dB)	CL (dB)	PA (dB)
PK	15.59528G	58.17	74.00	-15.83	44.41	3	Vertical	28	1.84	-	37.62	10.40	34.26
AV	15.59188G	44.84	54.00	-9.16	31.06	3	Vertical	28	1.84	-	37.64	10.40	34.26

802.11a_Nss1,(6Mbps)_2TX

5200MHz_TnomVnom

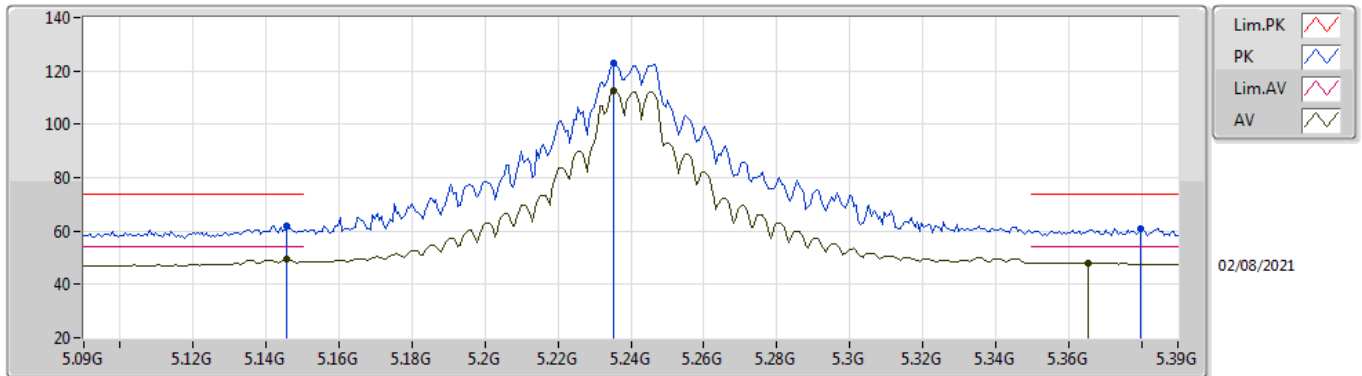


EUT V_2TX
Setting 107
06-D-S-5

Type	Freq (Hz)	Level (dBuV/m)	Limit (dBuV/m)	Margin (dB)	Raw (dBuV)	Dist (m)	Condition	Azimuth (°)	Height (m)	Comment	AF (dB)	CL (dB)	PA (dB)
PK	15.59964G	58.84	74.00	-15.16	45.10	3	Horizontal	112	1.87	-	37.60	10.40	34.26
AV	15.59868G	44.76	54.00	-9.24	31.01	3	Horizontal	112	1.87	-	37.61	10.40	34.26

802.11a_Nss1,(6Mbps)_2TX

5240MHz_TnomVnom

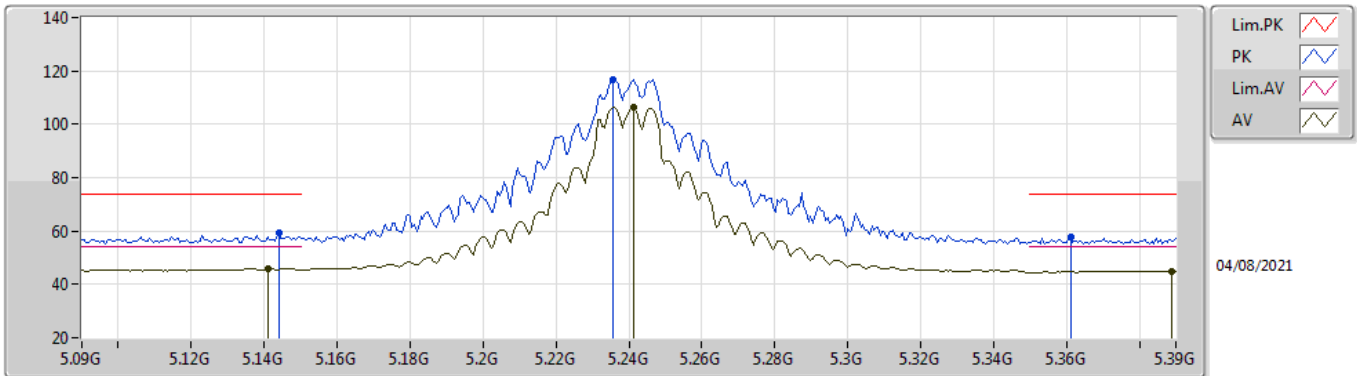


EUT_V_2TX
Setting 108
06-D-S-5-10

Type	Freq (Hz)	Level (dBuV/m)	Limit (dBuV/m)	Margin (dB)	Raw (dBuV)	Dist (m)	Condition	Azimuth (°)	Height (m)	Comment	AF (dB)	CL (dB)	PA (dB)
PK	5.1458G	61.77	74.00	-12.23	56.92	3	Vertical	28	2.27	-	31.82	5.00	31.97
AV	5.1458G	49.39	54.00	-4.61	44.54	3	Vertical	28	2.27	-	31.82	5.00	31.97
PK	5.2352G	122.85	Inf	-Inf	118.40	3	Vertical	28	2.27	-	31.46	5.00	32.01
AV	5.2352G	112.44	Inf	-Inf	107.99	3	Vertical	28	2.27	-	31.46	5.00	32.01
PK	5.3798G	60.92	74.00	-13.08	56.46	3	Vertical	28	2.27	-	31.54	5.00	32.08
AV	5.3654G	48.04	54.00	-5.96	43.69	3	Vertical	28	2.27	-	31.42	5.00	32.07

802.11a_Nss1,(6Mbps)_2TX

5240MHz_TnomVnom

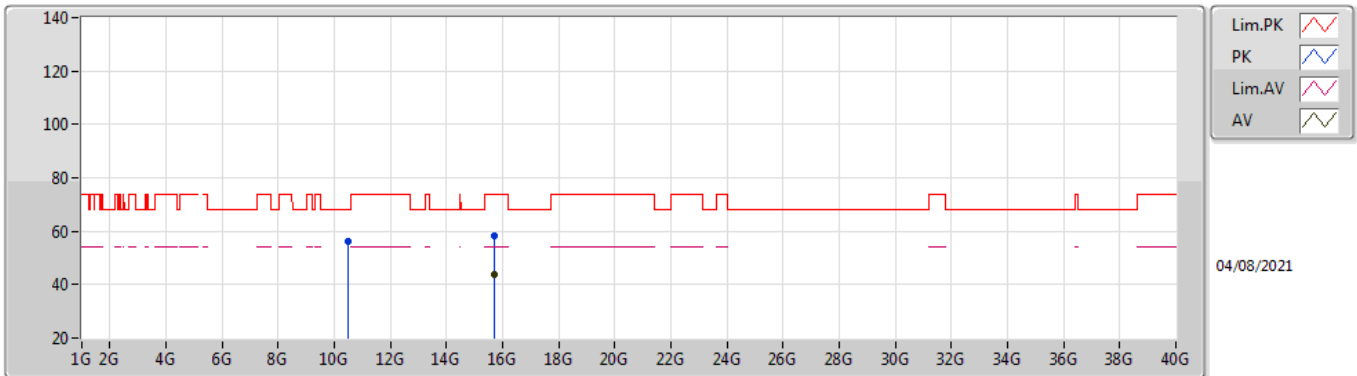


EUT_V_2TX
Setting 108
06-D-S-5-10

Type	Freq (Hz)	Level (dBuV/m)	Limit (dBuV/m)	Margin (dB)	Raw (dBuV)	Dist (m)	Condition	Azimuth (°)	Height (m)	Comment	AF (dB)	CL (dB)	PA (dB)
PK	5.144G	59.26	74.00	-14.74	54.41	3	Horizontal	62	2.36	-	31.82	5.00	31.97
AV	5.141G	46.02	54.00	-7.98	41.15	3	Horizontal	62	2.36	-	31.84	5.00	31.97
PK	5.2358G	116.76	Inf	-Inf	112.31	3	Horizontal	62	2.36	-	31.46	5.00	32.01
AV	5.2412G	106.21	Inf	-Inf	101.79	3	Horizontal	62	2.36	-	31.44	5.00	32.02
PK	5.3612G	57.86	74.00	-16.14	53.54	3	Horizontal	62	2.36	-	31.39	5.00	32.07
AV	5.3888G	44.87	54.00	-9.13	40.34	3	Horizontal	62	2.36	-	31.61	5.00	32.08

802.11a_Nss1,(6Mbps)_2TX

5240MHz_TnomVnom

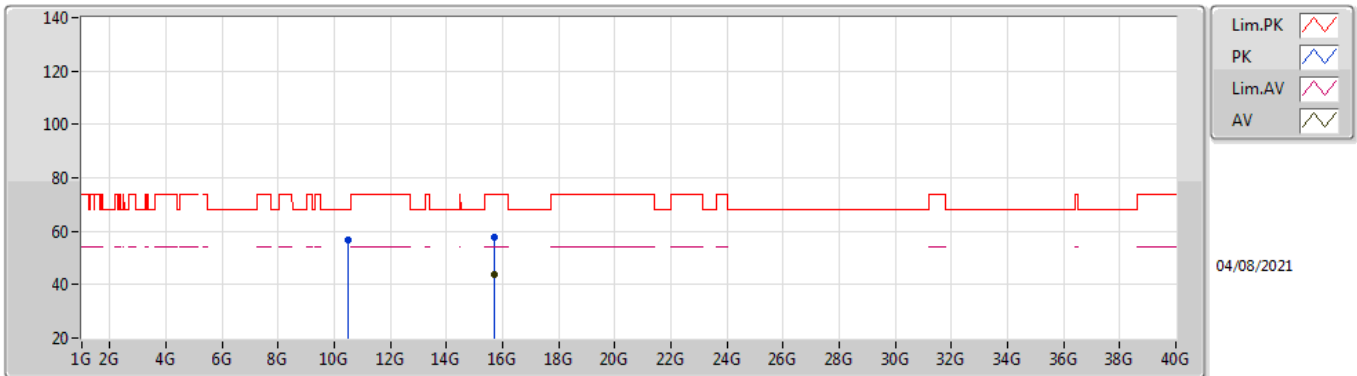


EUT Y_2TX
Setting 108
06-D-S-5

Type	Freq (Hz)	Level (dBuV/m)	Limit (dBuV/m)	Margin (dB)	Raw (dBuV)	Dist (m)	Condition	Azimuth (°)	Height (m)	Comment	AF (dB)	CL (dB)	PA (dB)
PK	10.47668G	56.06	68.20	-12.14	42.67	3	Vertical	319	2.65	-	39.62	7.89	34.12
PK	15.72504G	58.14	74.00	-15.86	44.47	3	Vertical	78	2.49	-	37.52	10.46	34.31
AV	15.72224G	43.88	54.00	-10.12	30.20	3	Vertical	78	2.49	-	37.53	10.46	34.31

802.11a_Nss1,(6Mbps)_2TX

5240MHz_TnomVnom

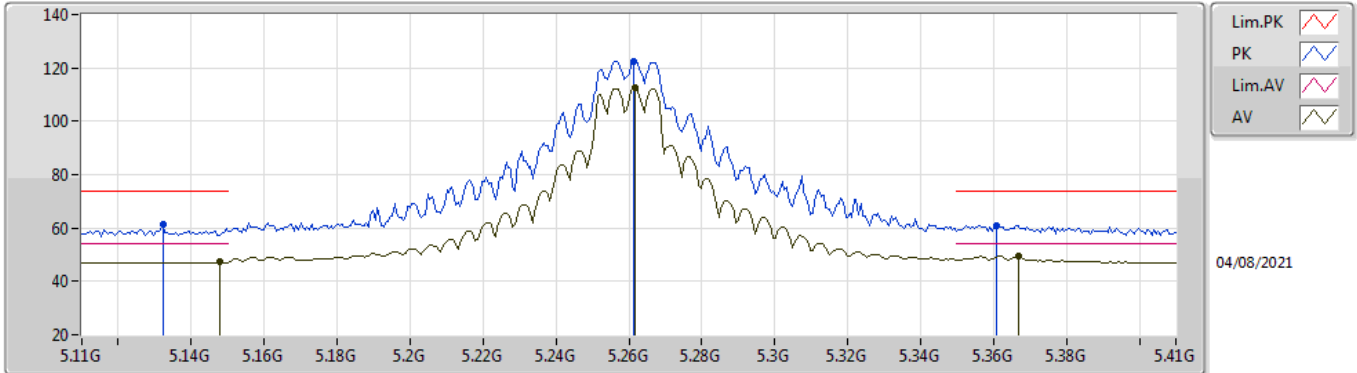


EUT Y_2TX
Setting 108
06-D-S-5

Type	Freq (Hz)	Level (dBuV/m)	Limit (dBuV/m)	Margin (dB)	Raw (dBuV)	Dist (m)	Condition	Azimuth (°)	Height (m)	Comment	AF (dB)	CL (dB)	PA (dB)
PK	10.4848G	56.61	68.20	-11.59	43.23	3	Horizontal	27	1.00	-	39.62	7.89	34.13
PK	15.7128G	57.94	74.00	-16.06	44.23	3	Horizontal	313	1.76	-	37.56	10.46	34.31
AV	15.72836G	43.85	54.00	-10.15	30.19	3	Horizontal	313	1.76	-	37.51	10.46	34.31

802.11a_Nss1,(6Mbps)_2TX

5260MHz_TnomVnom

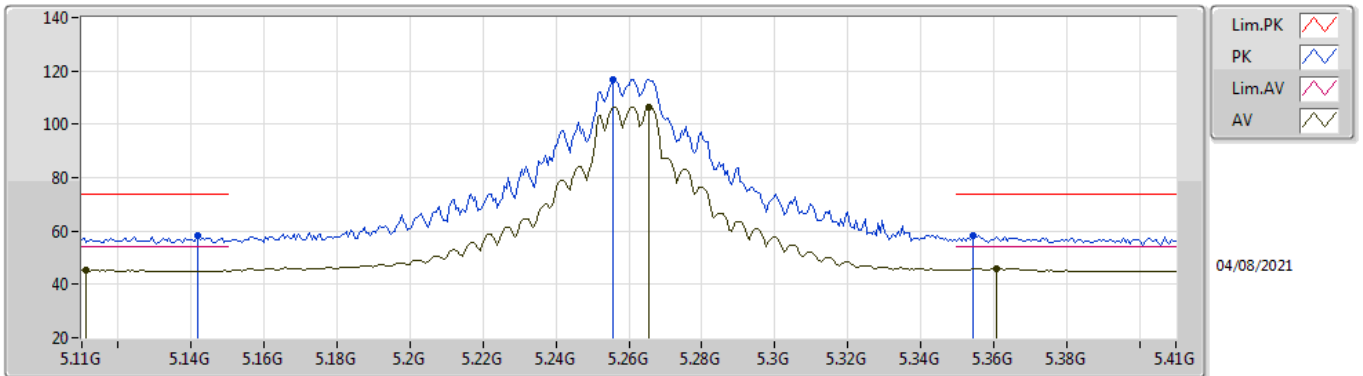


EUT_V_2TX
Setting 108
06-E-S-5-10

Type	Freq (Hz)	Level (dBuV/m)	Limit (dBuV/m)	Margin (dB)	Raw (dBuV)	Dist (m)	Condition	Azimuth (°)	Height (m)	Comment	AF (dB)	CL (dB)	PA (dB)
PK	5.1322G	61.32	74.00	-12.68	56.42	3	Vertical	355	1.06	-	31.87	5.00	31.97
AV	5.1478G	47.17	54.00	-6.83	42.34	3	Vertical	355	1.06	-	31.81	5.00	31.98
PK	5.2612G	122.40	Inf	-Inf	118.04	3	Vertical	355	1.06	-	31.38	5.00	32.02
AV	5.2618G	112.38	Inf	-Inf	108.03	3	Vertical	355	1.06	-	31.38	5.00	32.03
PK	5.3608G	61.04	74.00	-12.96	56.72	3	Vertical	355	1.06	-	31.39	5.00	32.07
AV	5.3668G	49.40	54.00	-4.60	45.04	3	Vertical	355	1.06	-	31.43	5.00	32.07

802.11a_Nss1,(6Mbps)_2TX

5260MHz_TnomVnom

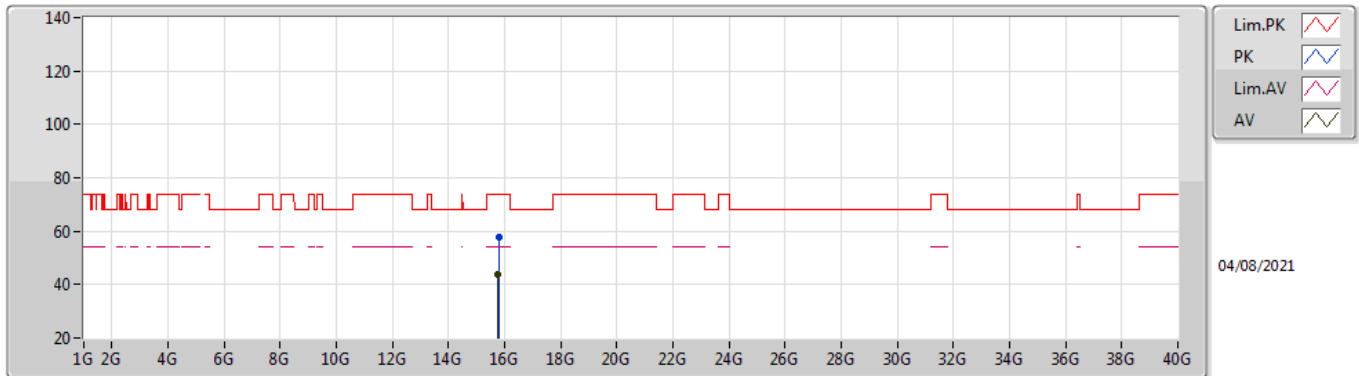


EUT_V_2TX
Setting 108
06-E-S-5-10

Type	Freq (Hz)	Level (dBuV/m)	Limit (dBuV/m)	Margin (dB)	Raw (dBuV)	Dist (m)	Condition	Azimuth (°)	Height (m)	Comment	AF (dB)	CL (dB)	PA (dB)
PK	5.1418G	58.02	74.00	-15.98	53.16	3	Horizontal	63	2.29	-	31.83	5.00	31.97
AV	5.1112G	45.17	54.00	-8.83	40.17	3	Horizontal	63	2.29	-	31.96	5.00	31.96
PK	5.2558G	116.74	Inf	-Inf	112.37	3	Horizontal	63	2.29	-	31.39	5.00	32.02
AV	5.2654G	106.61	Inf	-Inf	102.27	3	Horizontal	63	2.29	-	31.37	5.00	32.03
PK	5.3542G	58.30	74.00	-15.70	54.04	3	Horizontal	63	2.29	-	31.33	5.00	32.07
AV	5.3608G	46.05	54.00	-7.95	41.73	3	Horizontal	63	2.29	-	31.39	5.00	32.07

802.11a_Nss1,(6Mbps)_2TX

5260MHz_TnomVnom

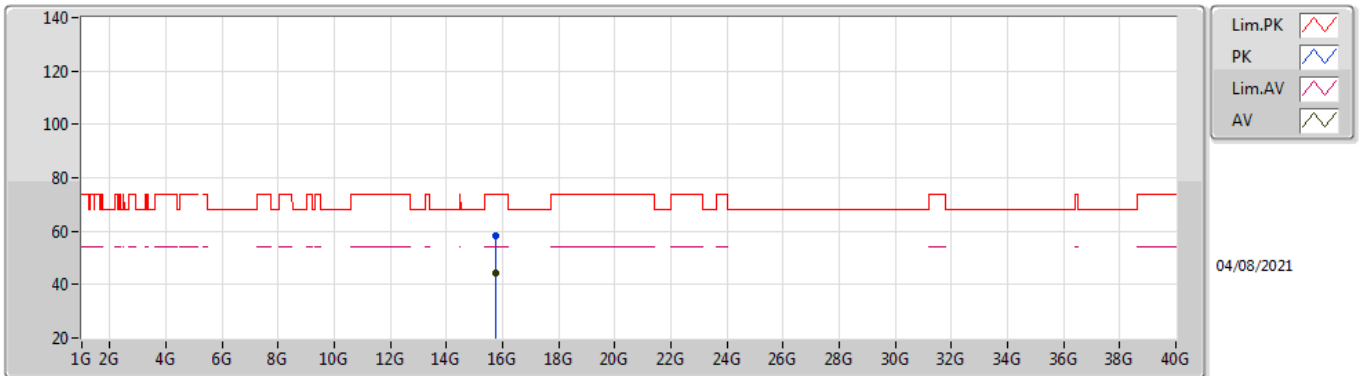


EUT Y_2TX
Setting 108
06-E-S-5

Type	Freq (Hz)	Level (dBuV/m)	Limit (dBuV/m)	Margin (dB)	Raw (dBuV)	Dist (m)	Condition	Azimuth (°)	Height (m)	Comment	AF (dB)	CL (dB)	PA (dB)
PK	15.78104G	57.64	74.00	-16.36	44.12	3	Vertical	268	2.14	-	37.36	10.49	34.33
AV	15.772G	44.02	54.00	-9.98	30.48	3	Vertical	268	2.14	-	37.38	10.49	34.33

802.11a_Nss1,(6Mbps)_2TX

5260MHz_TnomVnom

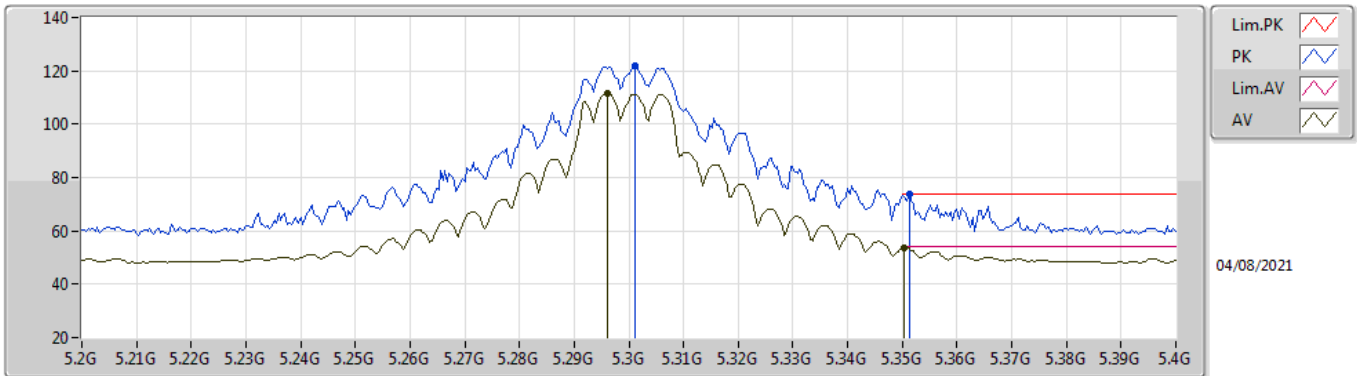


EUT Y_2TX
Setting 108
06-E-S-5

Type	Freq (Hz)	Level (dBuV/m)	Limit (dBuV/m)	Margin (dB)	Raw (dBuV)	Dist (m)	Condition	Azimuth (°)	Height (m)	Comment	AF (dB)	CL (dB)	PA (dB)
PK	15.77508G	58.50	74.00	-15.50	44.97	3	Horizontal	30	1.14	-	37.37	10.49	34.33
AV	15.774G	44.11	54.00	-9.89	30.57	3	Horizontal	30	1.14	-	37.38	10.49	34.33

802.11a_Nss1,(6Mbps)_2TX

5300MHz_TnomVnom

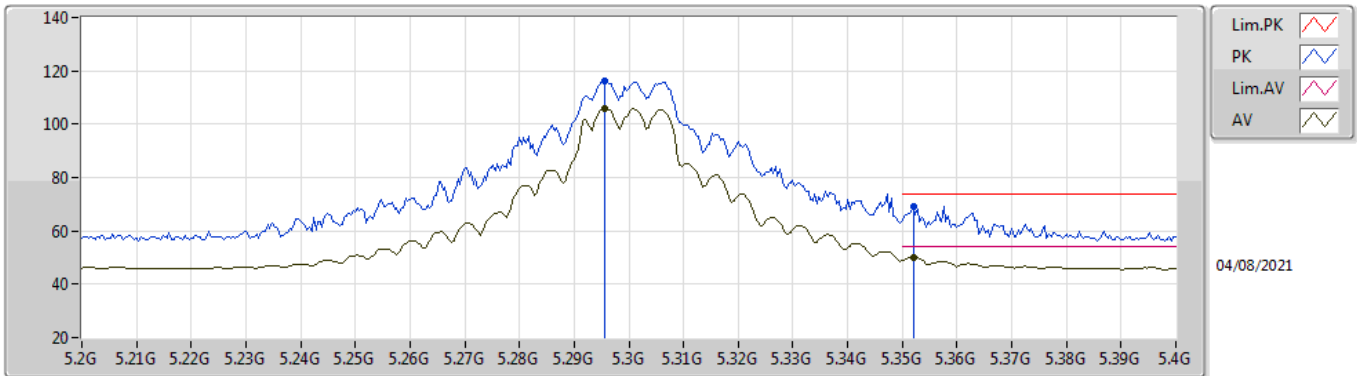


EUT_V_2TX
Setting 107
06-E-S-5-10

Type	Freq (Hz)	Level (dBuV/m)	Limit (dBuV/m)	Margin (dB)	Raw (dBuV)	Dist (m)	Condition	Azimuth (°)	Height (m)	Comment	AF (dB)	CL (dB)	PA (dB)
PK	5.3012G	122.02	Inf	-Inf	117.76	3	Vertical	352	2.00	-	31.30	5.00	32.04
AV	5.296G	111.40	Inf	-Inf	107.13	3	Vertical	352	2.00	-	31.31	5.00	32.04
PK	5.3512G	73.99	74.00	-0.01	69.74	3	Vertical	352	2.00	-	31.31	5.00	32.06
AV	5.3504G	53.67	54.00	-0.33	49.43	3	Vertical	352	2.00	-	31.30	5.00	32.06

802.11a_Nss1,(6Mbps)_2TX

5300MHz_TnomVnom

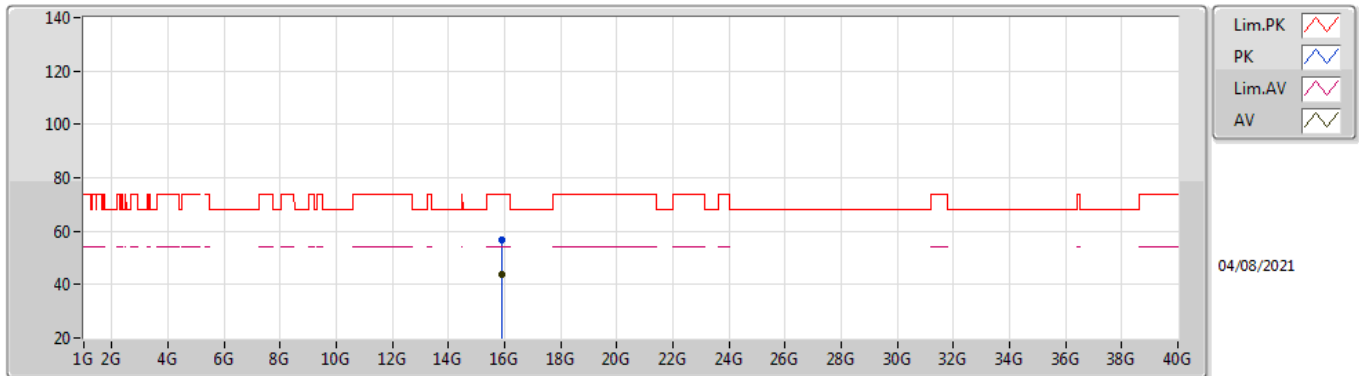


EUT_V_2TX
Setting 107
06-E-S-5-10

Type	Freq (Hz)	Level (dBuV/m)	Limit (dBuV/m)	Margin (dB)	Raw (dBuV)	Dist (m)	Condition	Azimuth (°)	Height (m)	Comment	AF (dB)	CL (dB)	PA (dB)
PK	5.2956G	116.27	Inf	-Inf	112.00	3	Horizontal	64	2.22	-	31.31	5.00	32.04
AV	5.2956G	105.86	Inf	-Inf	101.59	3	Horizontal	64	2.22	-	31.31	5.00	32.04
PK	5.352G	69.05	74.00	-4.95	64.79	3	Horizontal	64	2.22	-	31.32	5.00	32.06
AV	5.352G	50.23	54.00	-3.77	45.97	3	Horizontal	64	2.22	-	31.32	5.00	32.06

802.11a_Nss1,(6Mbps)_2TX

5300MHz_TnomVnom

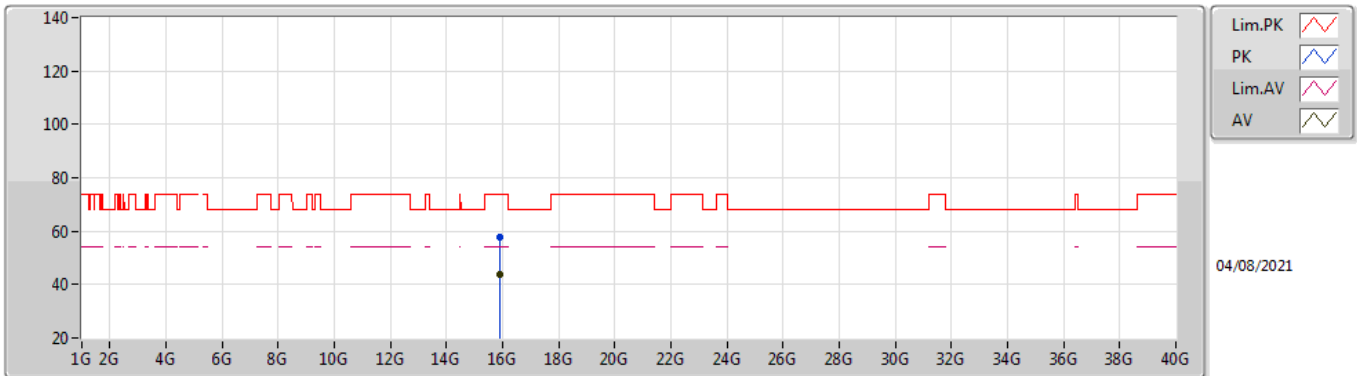


EUT Y_2TX
Setting 107
06-E-S-5

Type	Freq (Hz)	Level (dBuV/m)	Limit (dBuV/m)	Margin (dB)	Raw (dBuV)	Dist (m)	Condition	Azimuth (°)	Height (m)	Comment	AF (dB)	CL (dB)	PA (dB)
PK	15.90292G	56.77	74.00	-17.23	43.49	3	Vertical	32	2.07	-	37.11	10.55	34.38
AV	15.89944G	43.68	54.00	-10.32	30.41	3	Vertical	32	2.07	-	37.10	10.55	34.38

802.11a_Nss1,(6Mbps)_2TX

5300MHz_TnomVnom

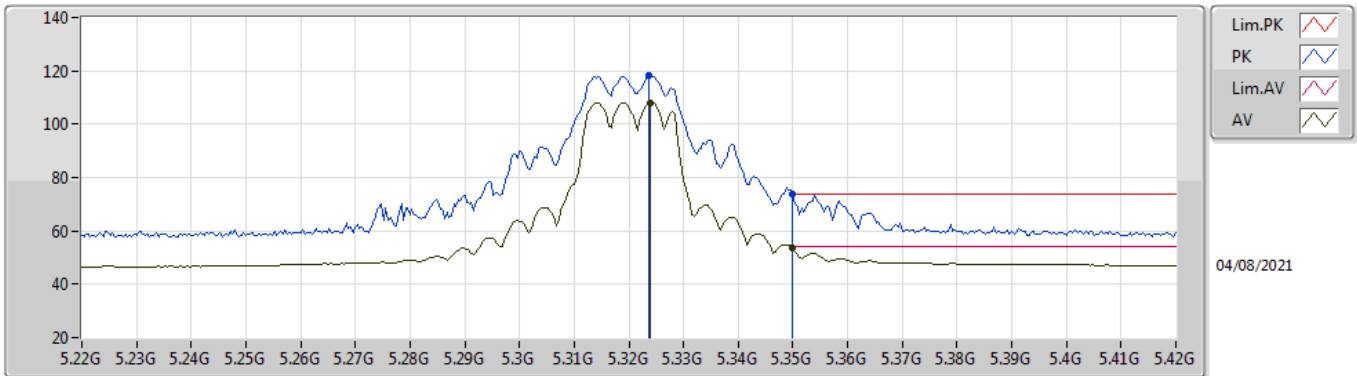


EUT Y_2TX
Setting 107
06-E-S-5

Type	Freq (Hz)	Level (dBuV/m)	Limit (dBuV/m)	Margin (dB)	Raw (dBuV)	Dist (m)	Condition	Azimuth (°)	Height (m)	Comment	AF (dB)	CL (dB)	PA (dB)
PK	15.90628G	57.72	74.00	-16.28	44.43	3	Horizontal	7	1.57	-	37.12	10.55	34.38
AV	15.90264G	43.74	54.00	-10.26	30.46	3	Horizontal	7	1.57	-	37.11	10.55	34.38

802.11a_Nss1,(6Mbps)_2TX

5320MHz_TnomVnom

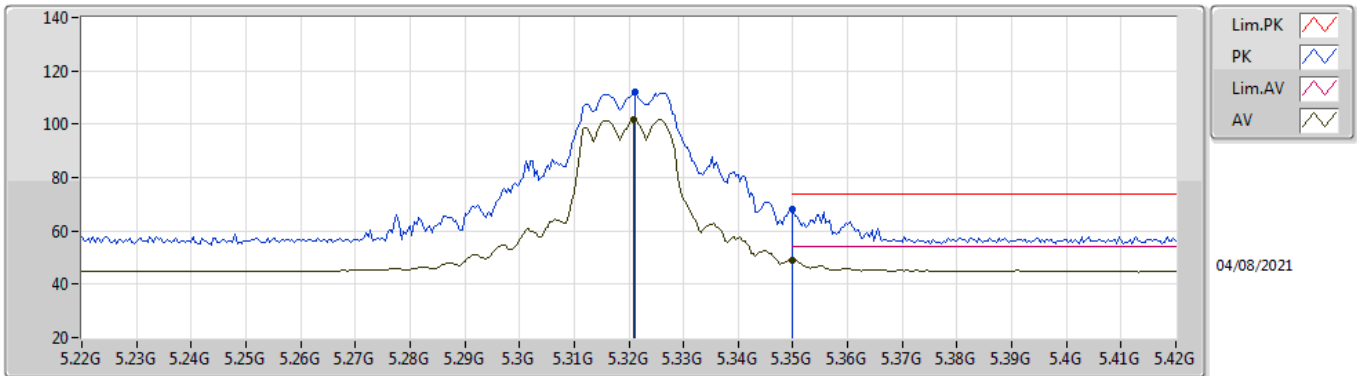


EUT Y_2TX
Setting 90
06-E-S-5-10

Type	Freq (Hz)	Level (dBuV/m)	Limit (dBuV/m)	Margin (dB)	Raw (dBuV)	Dist (m)	Condition	Azimuth (°)	Height (m)	Comment	AF (dB)	CL (dB)	PA (dB)
PK	5.3236G	118.12	Inf	-Inf	113.87	3	Vertical	15	2.27	-	31.30	5.00	32.05
AV	5.324G	107.99	Inf	-Inf	103.74	3	Vertical	15	2.27	-	31.30	5.00	32.05
PK	5.35G	73.72	74.00	-0.28	69.48	3	Vertical	15	2.27	-	31.30	5.00	32.06
AV	5.35G	53.40	54.00	-0.60	49.16	3	Vertical	15	2.27	-	31.30	5.00	32.06

802.11a_Nss1,(6Mbps)_2TX

5320MHz_TnomVnom

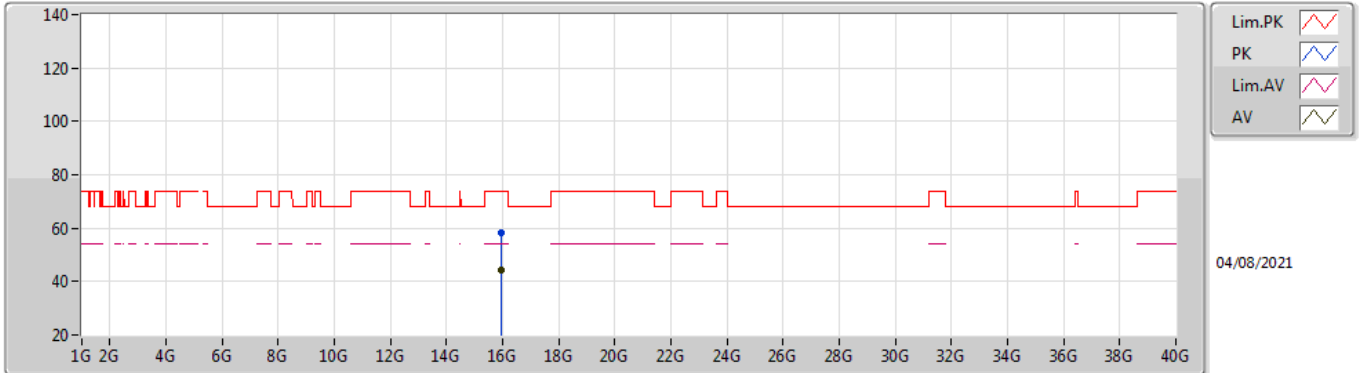


EUT_V_2TX
Setting 90
06-E-S-5-10

Type	Freq (Hz)	Level (dBuV/m)	Limit (dBuV/m)	Margin (dB)	Raw (dBuV)	Dist (m)	Condition	Azimuth (°)	Height (m)	Comment	AF (dB)	CL (dB)	PA (dB)
PK	5.3212G	112.01	Inf	-Inf	107.76	3	Horizontal	62	2.16	-	31.30	5.00	32.05
AV	5.3208G	101.63	Inf	-Inf	97.38	3	Horizontal	62	2.16	-	31.30	5.00	32.05
PK	5.35G	67.98	74.00	-6.02	63.74	3	Horizontal	62	2.16	-	31.30	5.00	32.06
AV	5.35G	49.15	54.00	-4.85	44.91	3	Horizontal	62	2.16	-	31.30	5.00	32.06

802.11a_Nss1,(6Mbps)_2TX

5320MHz_TnomVnom

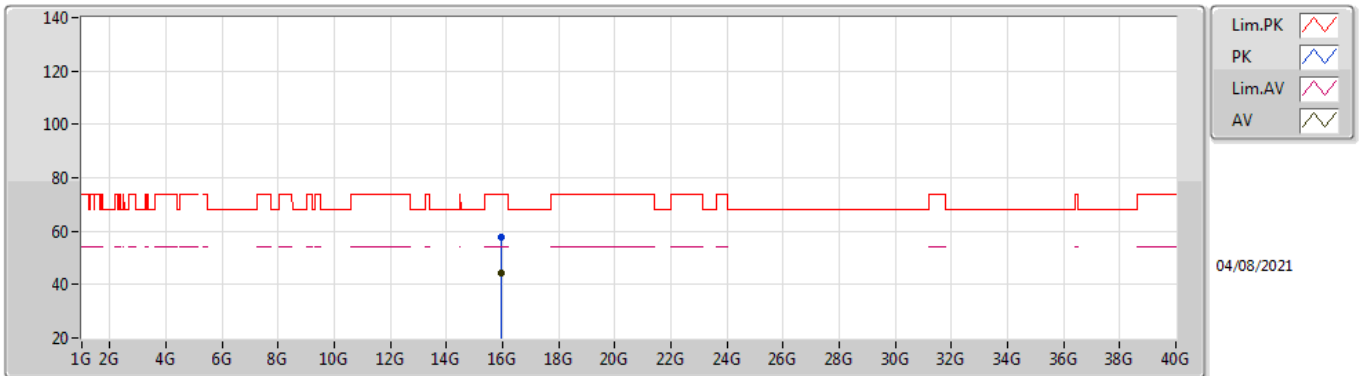


EUT Y_2TX
Setting 90
06-E-S-5

Type	Freq (Hz)	Level (dBuV/m)	Limit (dBuV/m)	Margin (dB)	Raw (dBuV)	Dist (m)	Condition	Azimuth (°)	Height (m)	Comment	AF (dB)	CL (dB)	PA (dB)
PK	15.9516G	58.46	74.00	-15.54	45.03	3	Vertical	278	2.86	-	37.25	10.58	34.40
AV	15.96512G	44.36	54.00	-9.64	30.89	3	Vertical	278	2.86	-	37.30	10.58	34.41

802.11a_Nss1,(6Mbps)_2TX

5320MHz_TnomVnom

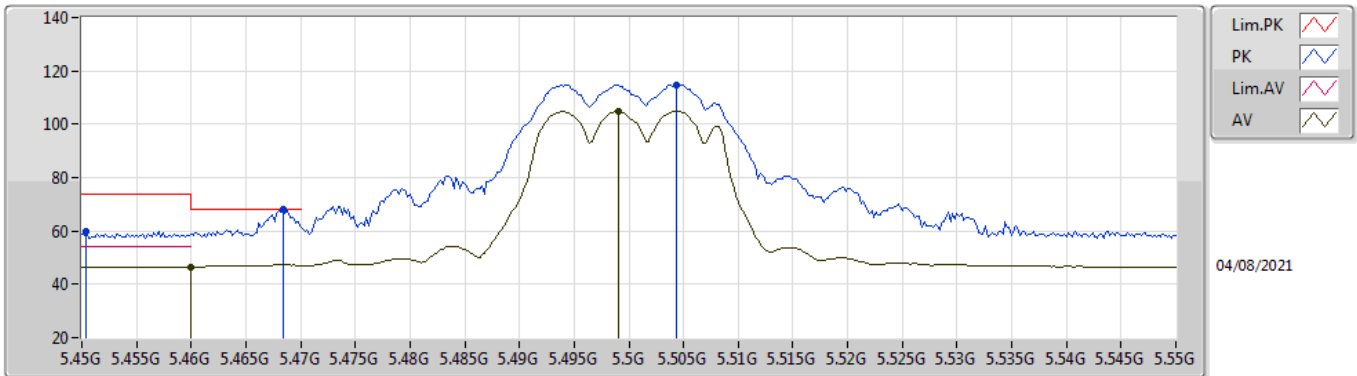


EUT Y_2TX
Setting 90
06-E-S-5

Type	Freq (Hz)	Level (dBuV/m)	Limit (dBuV/m)	Margin (dB)	Raw (dBuV)	Dist (m)	Condition	Azimuth (°)	Height (m)	Comment	AF (dB)	CL (dB)	PA (dB)
PK	15.95684G	57.94	74.00	-16.06	44.49	3	Horizontal	358	1.40	-	37.27	10.58	34.40
AV	15.96232G	44.37	54.00	-9.63	30.90	3	Horizontal	358	1.40	-	37.29	10.58	34.40

802.11a_Nss1,(6Mbps)_2TX

5500MHz_TnomVnom

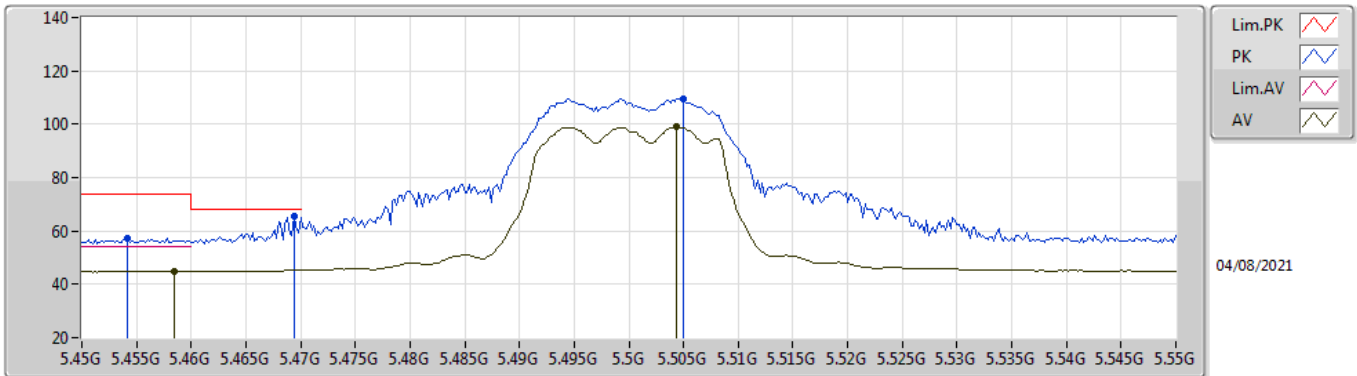


EUT_V_2TX
Setting 77
06-E-S-5-10

Type	Freq (Hz)	Level (dBuV/m)	Limit (dBuV/m)	Margin (dB)	Raw (dBuV)	Dist (m)	Condition	Azimuth (°)	Height (m)	Comment	AF (dB)	CL (dB)	PA (dB)
PK	5.4504G	60.03	74.00	-13.97	55.39	3	Vertical	19	2.25	-	31.70	5.05	32.11
PK	5.4684G	67.93	68.20	-0.27	63.28	3	Vertical	19	2.25	-	31.70	5.07	32.12
AV	5.46G	46.57	54.00	-7.43	41.92	3	Vertical	19	2.25	-	31.70	5.06	32.11
PK	5.5044G	114.71	Inf	-Inf	110.05	3	Vertical	19	2.25	-	31.69	5.10	32.13
AV	5.499G	104.69	Inf	-Inf	100.02	3	Vertical	19	2.25	-	31.70	5.10	32.13

802.11a_Nss1,(6Mbps)_2TX

5500MHz_TnomVnom

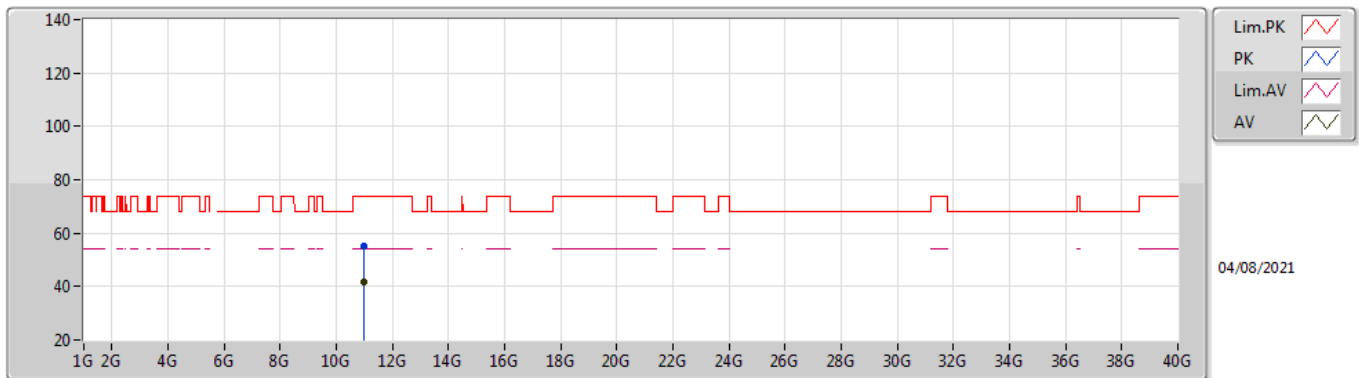


EUT_V_2TX
Setting 77
06-E-S-5-10

Type	Freq (Hz)	Level (dBuV/m)	Limit (dBuV/m)	Margin (dB)	Raw (dBuV)	Dist (m)	Condition	Azimuth (°)	Height (m)	Comment	AF (dB)	CL (dB)	PA (dB)
PK	5.4542G	57.43	74.00	-16.57	52.79	3	Horizontal	77	2.27	-	31.70	5.05	32.11
AV	5.4584G	44.81	54.00	-9.19	40.16	3	Horizontal	77	2.27	-	31.70	5.06	32.11
PK	5.4694G	65.40	68.20	-2.80	60.75	3	Horizontal	77	2.27	-	31.70	5.07	32.12
PK	5.505G	109.63	Inf	-Inf	104.97	3	Horizontal	77	2.27	-	31.69	5.10	32.13
AV	5.5044G	98.92	Inf	-Inf	94.26	3	Horizontal	77	2.27	-	31.69	5.10	32.13

802.11a_Nss1,(6Mbps)_2TX

5500MHz_TnomVnom

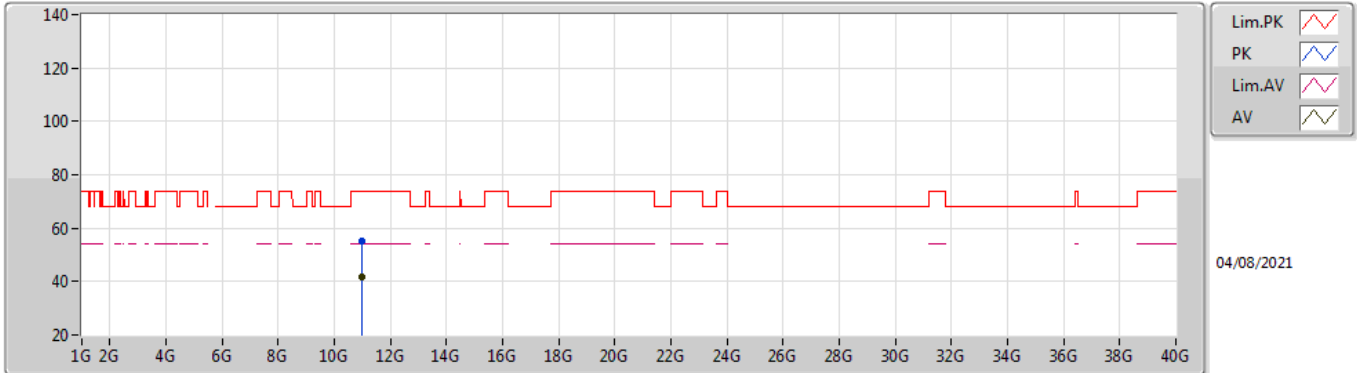


EUT Y_2TX
Setting 77
06-E-S-5

Type	Freq (Hz)	Level (dBuV/m)	Limit (dBuV/m)	Margin (dB)	Raw (dBuV)	Dist (m)	Condition	Azimuth (°)	Height (m)	Comment	AF (dB)	CL (dB)	PA (dB)
PK	11.0028G	55.30	74.00	-18.70	40.84	3	Vertical	273	2.25	-	40.59	8.10	34.23
AV	10.99108G	41.77	54.00	-12.23	27.31	3	Vertical	273	2.25	-	40.59	8.10	34.23

802.11a_Nss1,(6Mbps)_2TX

5500MHz_TnomVnom

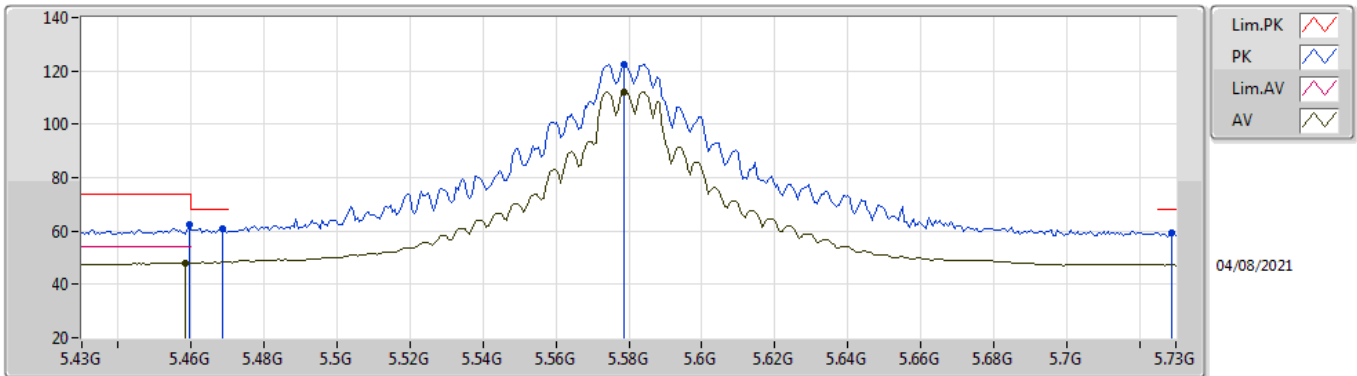


EUT Y_2TX
Setting 77
06-E-S-5

Type	Freq (Hz)	Level (dBuV/m)	Limit (dBuV/m)	Margin (dB)	Raw (dBuV)	Dist (m)	Condition	Azimuth (°)	Height (m)	Comment	AF (dB)	CL (dB)	PA (dB)
PK	10.99624G	55.15	74.00	-18.85	40.68	3	Horizontal	20	2.37	-	40.60	8.10	34.23
AV	11.0002G	41.81	54.00	-12.19	27.34	3	Horizontal	20	2.37	-	40.60	8.10	34.23

802.11a_Nss1,(6Mbps)_2TX

5580MHz_TnomVnom

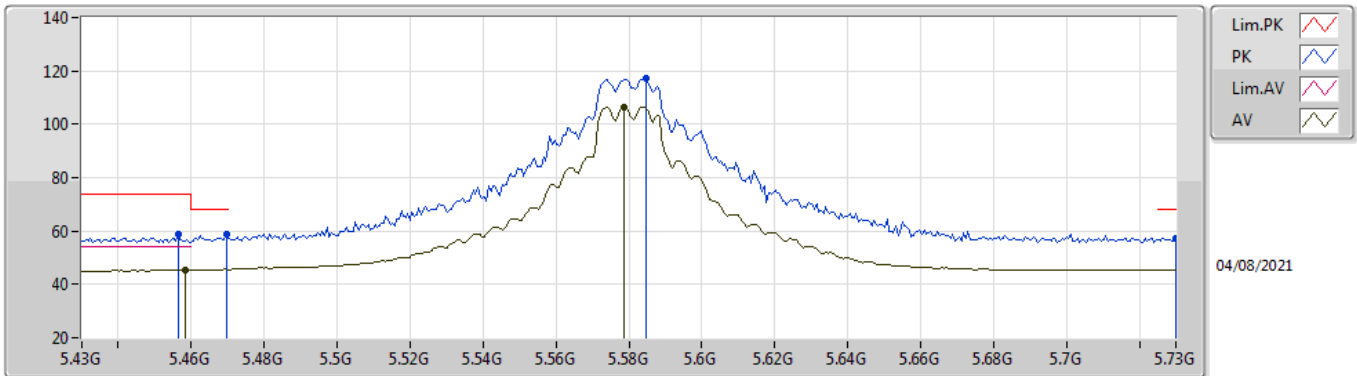


EUT_V_2TX
Setting 108
06-E-S-5-10

Type	Freq (Hz)	Level (dBuV/m)	Limit (dBuV/m)	Margin (dB)	Raw (dBuV)	Dist (m)	Condition	Azimuth (°)	Height (m)	Comment	AF (dB)	CL (dB)	PA (dB)
PK	5.4594G	62.18	74.00	-11.82	57.53	3	Vertical	341	2.21	-	31.70	5.06	32.11
AV	5.4582G	48.07	54.00	-5.93	43.42	3	Vertical	341	2.21	-	31.70	5.06	32.11
PK	5.4684G	60.81	68.20	-7.39	56.16	3	Vertical	341	2.21	-	31.70	5.07	32.12
PK	5.5788G	122.58	Inf	-Inf	117.98	3	Vertical	341	2.21	-	31.60	5.18	32.18
AV	5.5788G	112.02	Inf	-Inf	107.42	3	Vertical	341	2.21	-	31.60	5.18	32.18
PK	5.7288G	59.35	68.20	-8.85	54.50	3	Vertical	341	2.21	-	31.86	5.26	32.27

802.11a_Nss1,(6Mbps)_2TX

5580MHz_TnomVnom

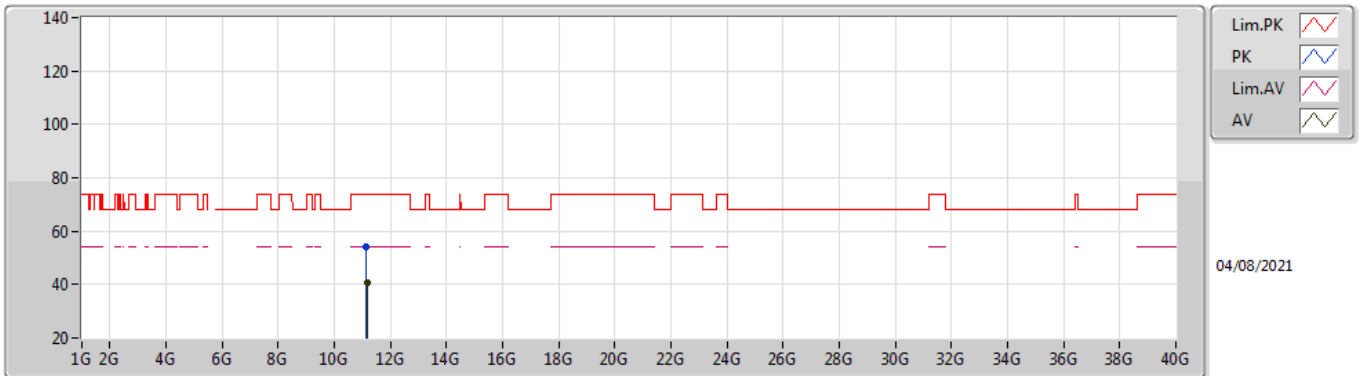


EUT_V_2TX
Setting 108
06-E-S-5-10

Type	Freq (Hz)	Level (dBuV/m)	Limit (dBuV/m)	Margin (dB)	Raw (dBuV)	Dist (m)	Condition	Azimuth (°)	Height (m)	Comment	AF (dB)	CL (dB)	PA (dB)
PK	5.4564G	58.97	74.00	-15.03	54.32	3	Horizontal	75	2.45	-	31.70	5.06	32.11
AV	5.4582G	45.29	54.00	-8.71	40.64	3	Horizontal	75	2.45	-	31.70	5.06	32.11
PK	5.4696G	58.64	68.20	-9.56	53.99	3	Horizontal	75	2.45	-	31.70	5.07	32.12
PK	5.5848G	117.25	Inf	-Inf	112.65	3	Horizontal	75	2.45	-	31.60	5.18	32.18
AV	5.5788G	106.45	Inf	-Inf	101.85	3	Horizontal	75	2.45	-	31.60	5.18	32.18
PK	5.73G	57.25	68.20	-10.95	52.40	3	Horizontal	75	2.45	-	31.86	5.26	32.27

802.11a_Nss1,(6Mbps)_2TX

5580MHz_TnomVnom

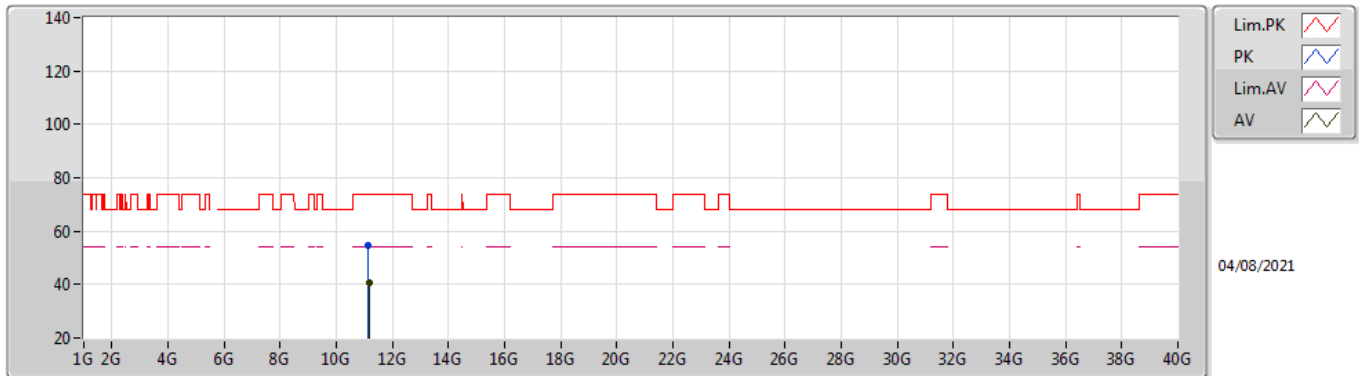


EUT Y_2TX
Setting 108
06-E-S-5

Type	Freq (Hz)	Level (dBuV/m)	Limit (dBuV/m)	Margin (dB)	Raw (dBuV)	Dist (m)	Condition	Azimuth (°)	Height (m)	Comment	AF (dB)	CL (dB)	PA (dB)
PK	11.1534G	54.27	74.00	-19.73	40.27	3	Vertical	355	1.66	-	40.09	8.16	34.25
AV	11.1658G	40.69	54.00	-13.31	26.71	3	Vertical	355	1.66	-	40.07	8.17	34.26

802.11a_Nss1,(6Mbps)_2TX

5580MHz_TnomVnom

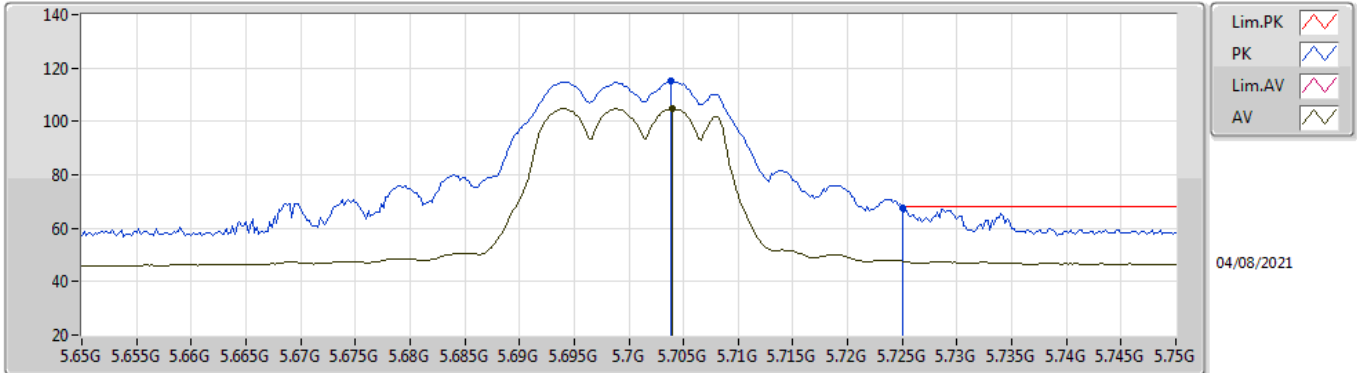


EUT Y_2TX
Setting 108
06-E-S-5

Type	Freq (Hz)	Level (dBuV/m)	Limit (dBuV/m)	Margin (dB)	Raw (dBuV)	Dist (m)	Condition	Azimuth (°)	Height (m)	Comment	AF (dB)	CL (dB)	PA (dB)
PK	11.15144G	54.73	74.00	-19.27	40.72	3	Horizontal	105	2.37	-	40.10	8.16	34.25
AV	11.16464G	40.68	54.00	-13.32	26.70	3	Horizontal	105	2.37	-	40.07	8.17	34.26

802.11a_Nss1,(6Mbps)_2TX

5700MHz_TnomVnom

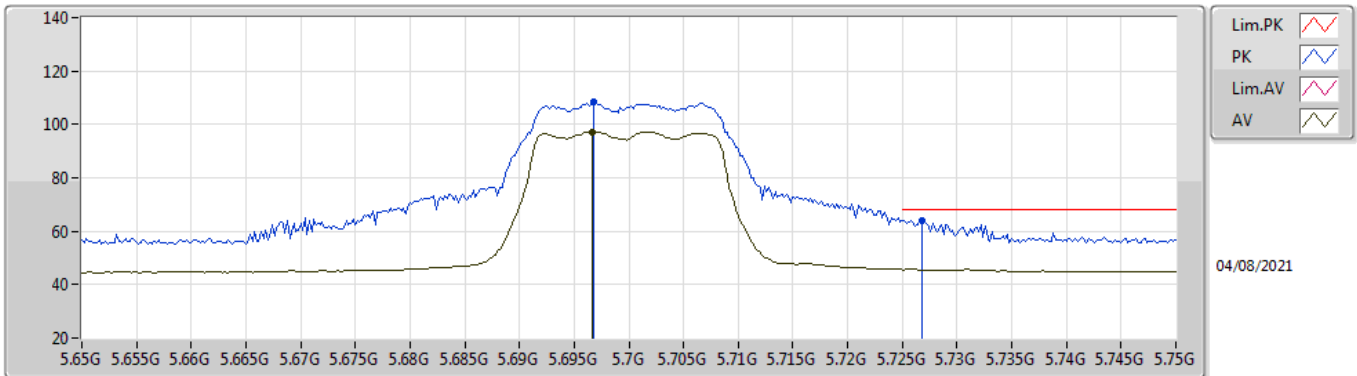


EUT_V_2TX
Setting 77
06-E-S-5-10

Type	Freq (Hz)	Level (dBuV/m)	Limit (dBuV/m)	Margin (dB)	Raw (dBuV)	Dist (m)	Condition	Azimuth (°)	Height (m)	Comment	AF (dB)	CL (dB)	PA (dB)
PK	5.7038G	114.93	Inf	-Inf	110.12	3	Vertical	17	2.17	-	31.81	5.25	32.25
AV	5.704G	104.73	Inf	-Inf	99.92	3	Vertical	17	2.17	-	31.81	5.25	32.25
PK	5.725G	67.54	68.20	-0.66	62.70	3	Vertical	17	2.17	-	31.85	5.26	32.27

802.11a_Nss1,(6Mbps)_2TX

5700MHz_TnomVnom

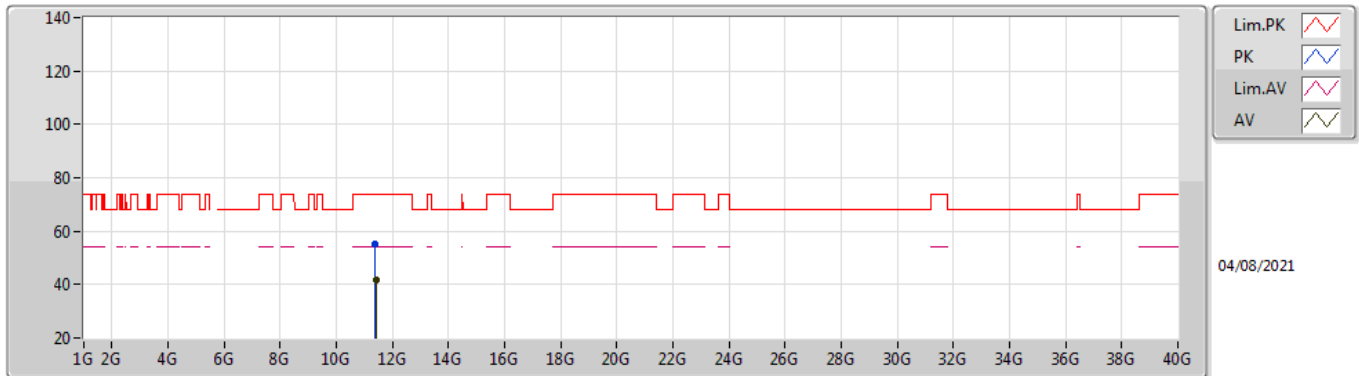


EUT_V_2TX
Setting 77
06-E-S-5-10

Type	Freq (Hz)	Level (dBuV/m)	Limit (dBuV/m)	Margin (dB)	Raw (dBuV)	Dist (m)	Condition	Azimuth (°)	Height (m)	Comment	AF (dB)	CL (dB)	PA (dB)
PK	5.6968G	108.54	Inf	-Inf	103.75	3	Horizontal	69	1.91	-	31.79	5.25	32.25
AV	5.6966G	97.29	Inf	-Inf	92.50	3	Horizontal	69	1.91	-	31.79	5.25	32.25
PK	5.7268G	64.14	68.20	-4.06	59.30	3	Horizontal	69	1.91	-	31.85	5.26	32.27

802.11a_Nss1,(6Mbps)_2TX

5700MHz_TnomVnom

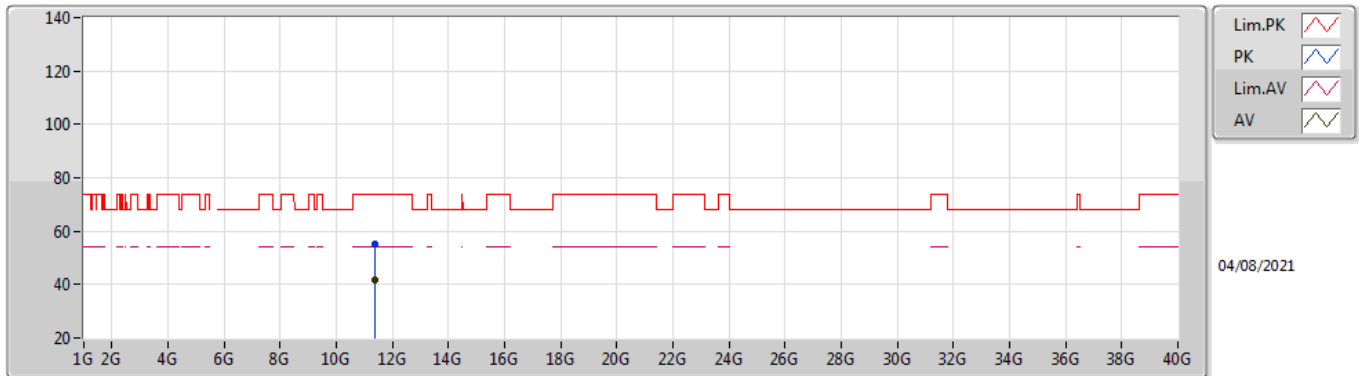


EUT Y_2TX
Setting 77
06-E-S-5

Type	Freq (Hz)	Level (dBuV/m)	Limit (dBuV/m)	Margin (dB)	Raw (dBuV)	Dist (m)	Condition	Azimuth (°)	Height (m)	Comment	AF (dB)	CL (dB)	PA (dB)
PK	11.39968G	55.22	74.00	-18.78	40.95	3	Vertical	207	1.42	-	40.30	8.26	34.29
AV	11.402G	41.90	54.00	-12.10	27.63	3	Vertical	207	1.42	-	40.30	8.26	34.29

802.11a_Nss1,(6Mbps)_2TX

5700MHz_TnomVnom

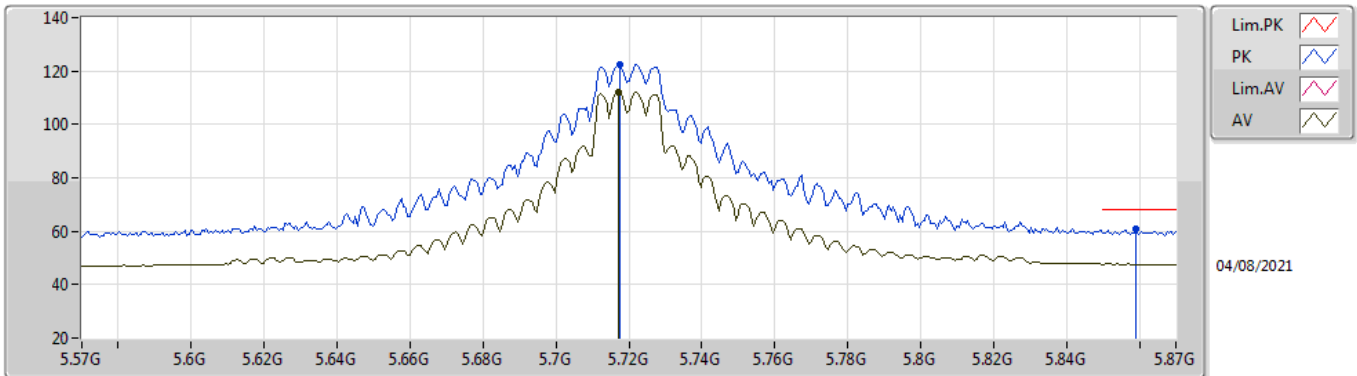


EUT Y_2TX
Setting 77
06-E-S-5

Type	Freq (Hz)	Level (dBuV/m)	Limit (dBuV/m)	Margin (dB)	Raw (dBuV)	Dist (m)	Condition	Azimuth (°)	Height (m)	Comment	AF (dB)	CL (dB)	PA (dB)
PK	11.3902G	55.21	74.00	-18.79	40.96	3	Horizontal	50	1.17	-	40.28	8.26	34.29
AV	11.4012G	41.94	54.00	-12.06	27.67	3	Horizontal	50	1.17	-	40.30	8.26	34.29

802.11a_Nss1,(6Mbps)_2TX

5720MHz_TnomVnom

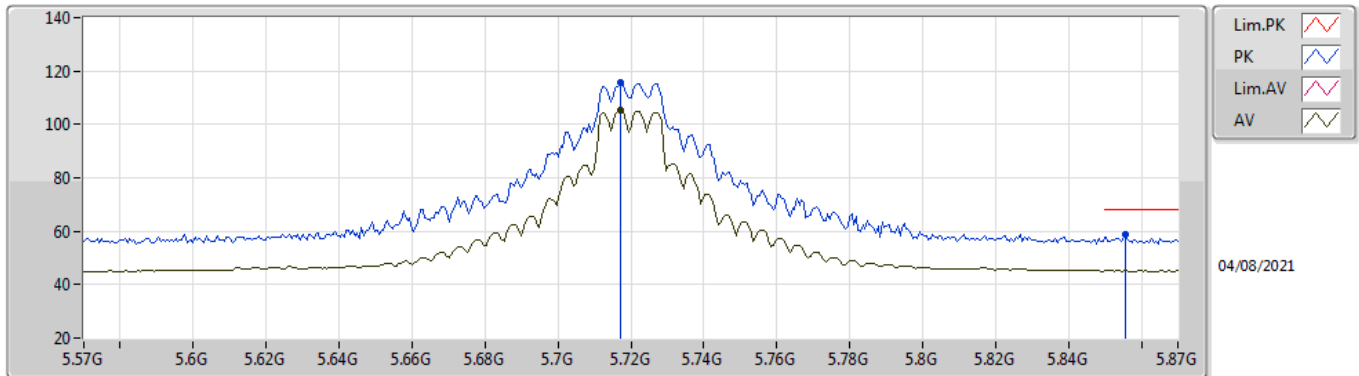


EUT Y_2TX
Setting 108
06-E-S-5-10

Type	Freq (Hz)	Level (dBuV/m)	Limit (dBuV/m)	Margin (dB)	Raw (dBuV)	Dist (m)	Condition	Azimuth (°)	Height (m)	Comment	AF (dB)	CL (dB)	PA (dB)
PK	5.7176G	122.23	Inf	-Inf	117.39	3	Vertical	202	2.18	-	31.84	5.26	32.26
AV	5.717G	112.00	Inf	-Inf	107.17	3	Vertical	202	2.18	-	31.83	5.26	32.26
PK	5.8592G	60.82	68.20	-7.38	55.71	3	Vertical	202	2.18	-	32.10	5.36	32.35

802.11a_Nss1,(6Mbps)_2TX

5720MHz_TnomVnom

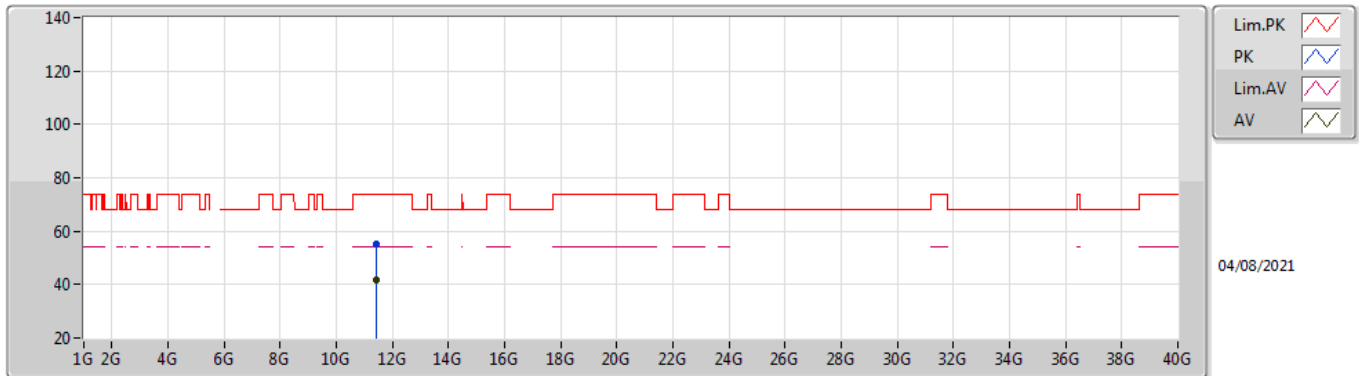


EUT_V_2TX
Setting 108
06-E-S-5-10

Type	Freq (Hz)	Level (dBuV/m)	Limit (dBuV/m)	Margin (dB)	Raw (dBuV)	Dist (m)	Condition	Azimuth (°)	Height (m)	Comment	AF (dB)	CL (dB)	PA (dB)
PK	5.717G	115.60	Inf	-Inf	110.77	3	Horizontal	63	1.14	-	31.83	5.26	32.26
AV	5.717G	105.14	Inf	-Inf	100.31	3	Horizontal	63	1.14	-	31.83	5.26	32.26
PK	5.8556G	58.58	68.20	-9.62	53.46	3	Horizontal	63	1.14	-	32.10	5.36	32.34

802.11a_Nss1,(6Mbps)_2TX

5720MHz_TnomVnom

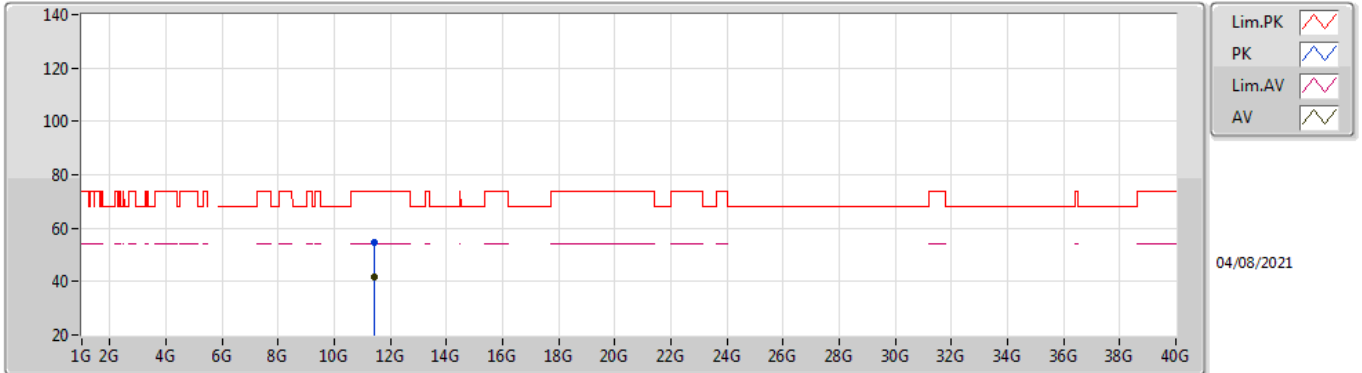


EUT Y_2TX
Setting 108
06-E-S-5

Type	Freq (Hz)	Level (dBuV/m)	Limit (dBuV/m)	Margin (dB)	Raw (dBuV)	Dist (m)	Condition	Azimuth (°)	Height (m)	Comment	AF (dB)	CL (dB)	PA (dB)
PK	11.43816G	55.26	74.00	-18.74	40.98	3	Vertical	186	2.60	-	40.30	8.28	34.30
AV	11.4376G	41.67	54.00	-12.33	27.39	3	Vertical	186	2.60	-	40.30	8.28	34.30

802.11a_Nss1,(6Mbps)_2TX

5720MHz_TnomVnom

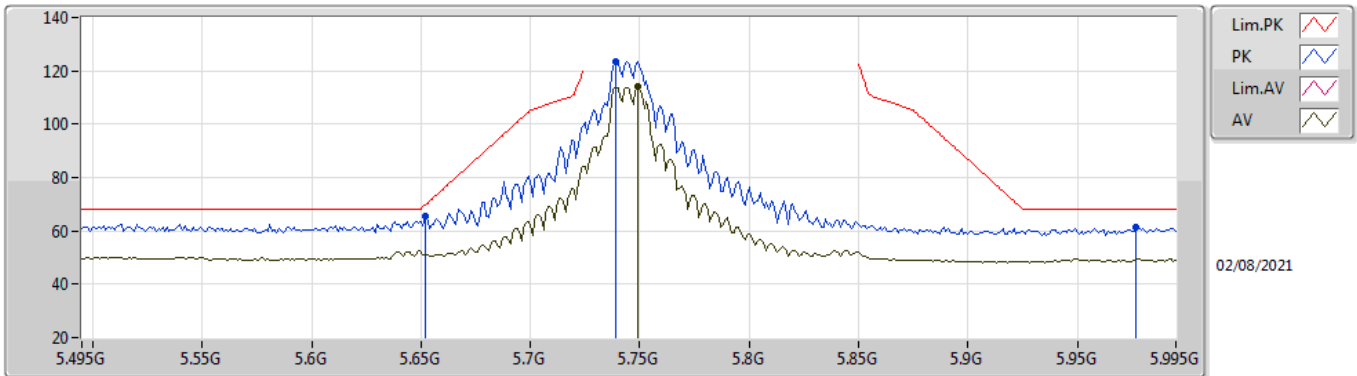


EUT Y_2TX
Setting 108
06-E-S-5

Type	Freq (Hz)	Level (dBuV/m)	Limit (dBuV/m)	Margin (dB)	Raw (dBuV)	Dist (m)	Condition	Azimuth (°)	Height (m)	Comment	AF (dB)	CL (dB)	PA (dB)
PK	11.43976G	54.83	74.00	-19.17	40.55	3	Horizontal	222	1.89	-	40.30	8.28	34.30
AV	11.43144G	41.68	54.00	-12.32	27.41	3	Horizontal	222	1.89	-	40.30	8.27	34.30

802.11a_Nss1,(6Mbps)_2TX

5745MHz_TnomVnom

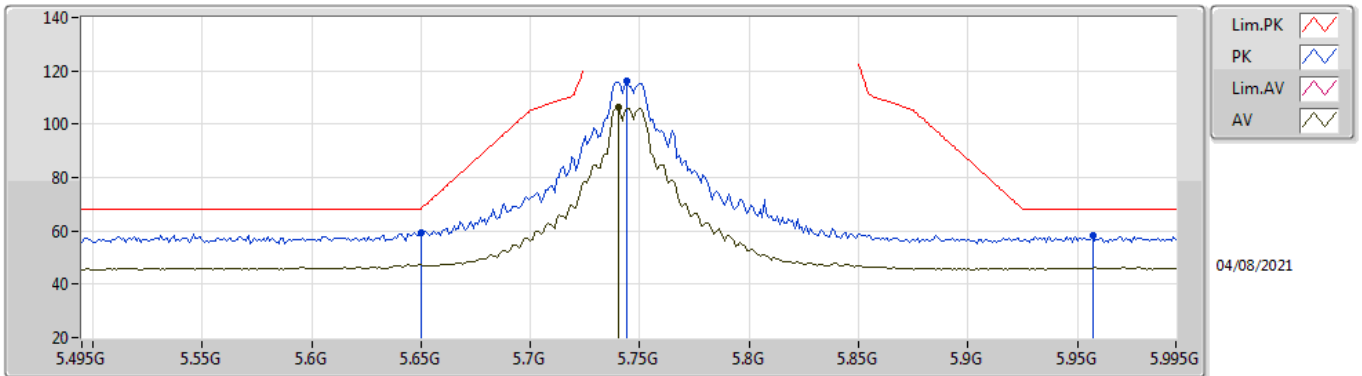


EUT V_2TX
Setting 108
06-D-S-5-10

Type	Freq (Hz)	Level (dBuV/m)	Limit (dBuV/m)	Margin (dB)	Raw (dBuV)	Dist (m)	Condition	Azimuth (°)	Height (m)	Comment	AF (dB)	CL (dB)	PA (dB)
PK	5.652G	65.42	69.68	-4.26	60.80	3	Vertical	20	2.22	-	31.61	5.23	32.22
PK	5.739G	123.57	Inf	-Inf	118.69	3	Vertical	20	2.22	-	31.88	5.27	32.27
AV	5.749G	114.00	Inf	-Inf	109.11	3	Vertical	20	2.22	-	31.90	5.27	32.28
PK	5.977G	61.43	68.20	-6.77	56.12	3	Vertical	20	2.22	-	32.25	5.48	32.42

802.11a_Nss1,(6Mbps)_2TX

5745MHz_TnomVnom

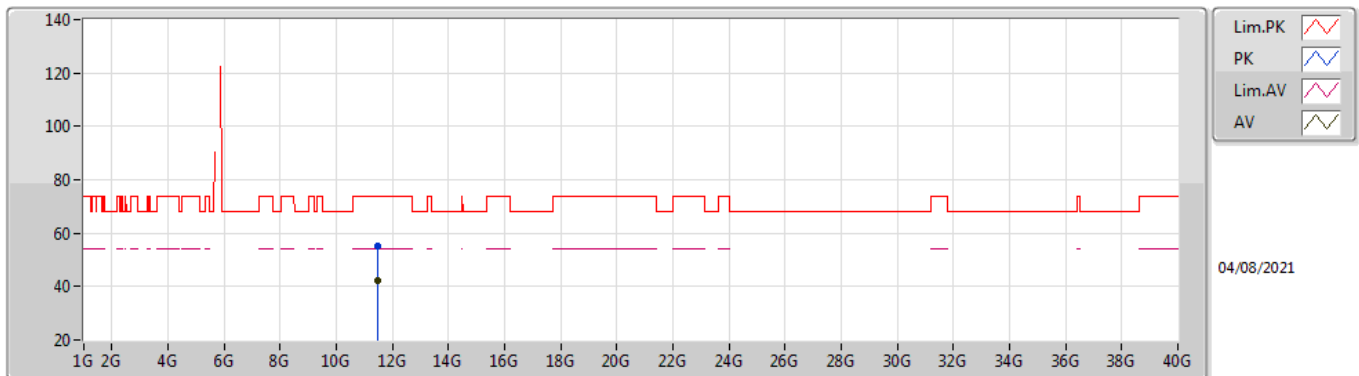


EUT_V_2TX
Setting 108
06-D-S-5-10

Type	Freq (Hz)	Level (dBuV/m)	Limit (dBuV/m)	Margin (dB)	Raw (dBuV)	Dist (m)	Condition	Azimuth (°)	Height (m)	Comment	AF (dB)	CL (dB)	PA (dB)
PK	5.65G	59.40	68.20	-8.80	54.80	3	Horizontal	78.5	2.24	-	31.60	5.22	32.22
PK	5.744G	116.02	Inf	-Inf	111.14	3	Horizontal	78.5	2.24	-	31.89	5.27	32.28
AV	5.74G	106.16	Inf	-Inf	101.28	3	Horizontal	78.5	2.24	-	31.88	5.27	32.27
PK	5.957G	58.17	68.20	-10.03	52.82	3	Horizontal	78.5	2.24	-	32.29	5.46	32.40

802.11a_Nss1,(6Mbps)_2TX

5745MHz_TnomVnom

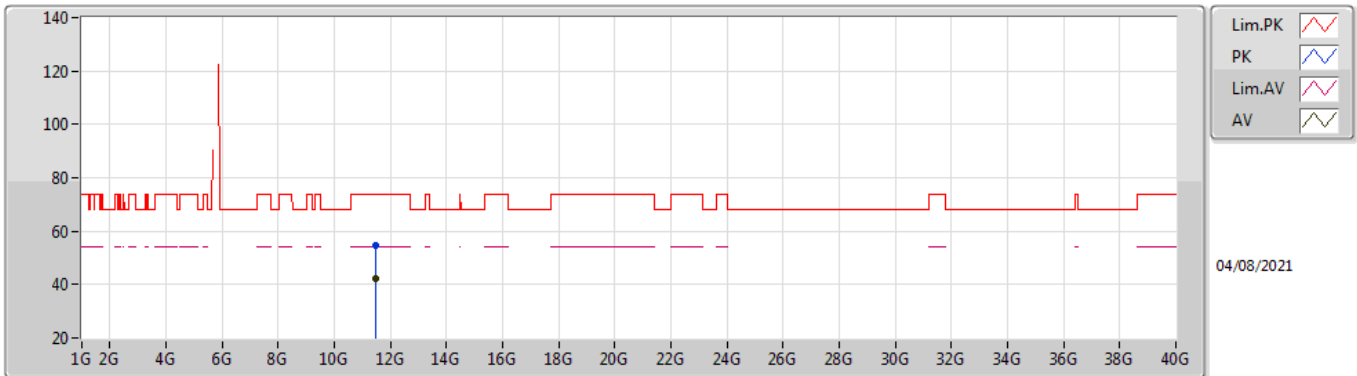


EUT V_2TX
Setting 108
06-D-S-5

Type	Freq (Hz)	Level (dBuV/m)	Limit (dBuV/m)	Margin (dB)	Raw (dBuV)	Dist (m)	Condition	Azimuth (°)	Height (m)	Comment	AF (dB)	CL (dB)	PA (dB)
PK	11.4878G	55.25	74.00	-18.75	40.96	3	Vertical	230	1.80	-	40.30	8.30	34.31
AV	11.48604G	42.23	54.00	-11.77	27.95	3	Vertical	230	1.80	-	40.30	8.29	34.31

802.11a_Nss1,(6Mbps)_2TX

5745MHz_TnomVnom

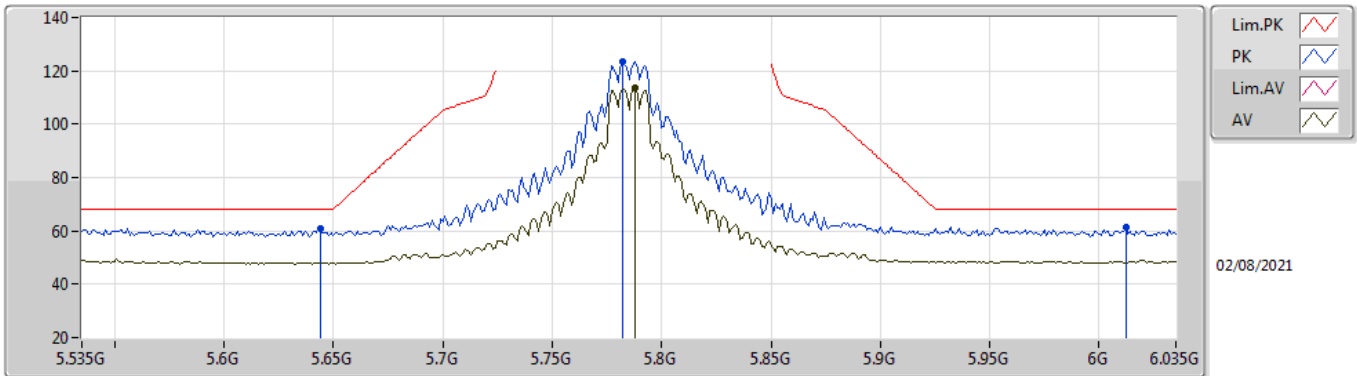


EUT Y_2TX
Setting 108
06-D-S-5

Type	Freq (Hz)	Level (dBuV/m)	Limit (dBuV/m)	Margin (dB)	Raw (dBuV)	Dist (m)	Condition	Azimuth (°)	Height (m)	Comment	AF (dB)	CL (dB)	PA (dB)
PK	11.48924G	54.88	74.00	-19.12	40.59	3	Horizontal	342	1.67	-	40.30	8.30	34.31
AV	11.4906G	42.12	54.00	-11.88	27.83	3	Horizontal	342	1.67	-	40.30	8.30	34.31

802.11a_Nss1,(6Mbps)_2TX

5785MHz_TnomVnom

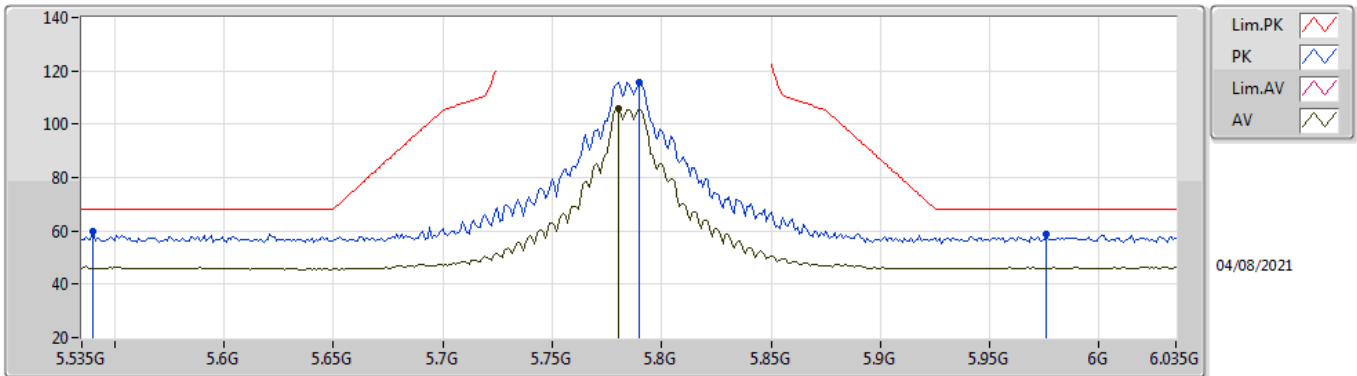


EUT Y_2TX
Setting 108
06-D-S-5-10

Type	Freq (Hz)	Level (dBuV/m)	Limit (dBuV/m)	Margin (dB)	Raw (dBuV)	Dist (m)	Condition	Azimuth (°)	Height (m)	Comment	AF (dB)	CL (dB)	PA (dB)
PK	5.644G	60.90	68.20	-7.30	56.30	3	Vertical	202	2.15	-	31.60	5.22	32.22
PK	5.782G	123.35	Inf	-Inf	118.46	3	Vertical	202	2.15	-	31.90	5.29	32.30
AV	5.788G	113.41	Inf	-Inf	108.52	3	Vertical	202	2.15	-	31.90	5.29	32.30
PK	6.012G	61.27	68.20	-6.93	55.96	3	Vertical	202	2.15	-	32.25	5.50	32.44

802.11a_Nss1,(6Mbps)_2TX

5785MHz_TnomVnom

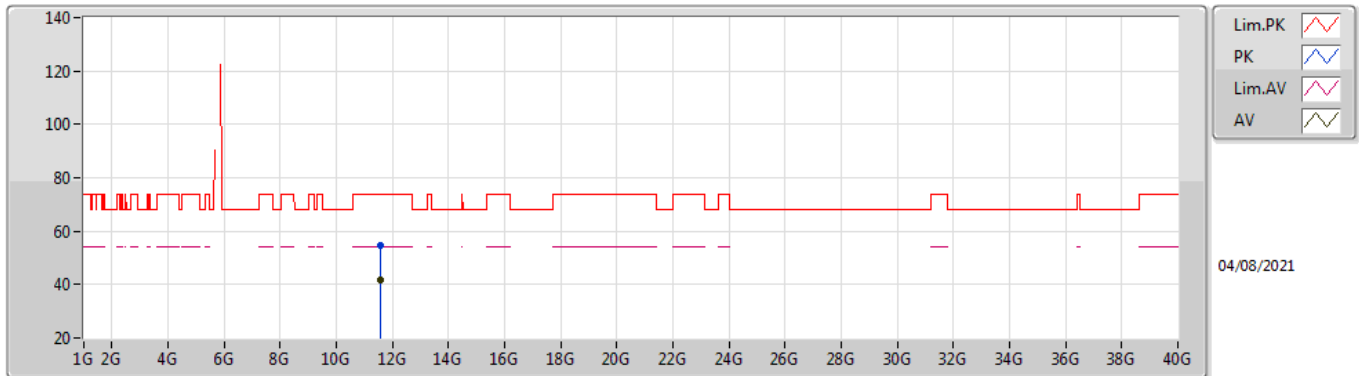


EUT_V_2TX
Setting 108
06-D-S-5-10

Type	Freq (Hz)	Level (dBuV/m)	Limit (dBuV/m)	Margin (dB)	Raw (dBuV)	Dist (m)	Condition	Azimuth (°)	Height (m)	Comment	AF (dB)	CL (dB)	PA (dB)
PK	5.54G	59.75	68.20	-8.45	55.14	3	Horizontal	79.5	2.26	-	31.62	5.14	32.15
PK	5.79G	115.94	Inf	-Inf	111.05	3	Horizontal	79.5	2.26	-	31.90	5.29	32.30
AV	5.78G	105.77	Inf	-Inf	100.88	3	Horizontal	79.5	2.26	-	31.90	5.29	32.30
PK	5.976G	58.56	68.20	-9.64	53.25	3	Horizontal	79.5	2.26	-	32.25	5.48	32.42

802.11a_Nss1,(6Mbps)_2TX

5785MHz_TnomVnom

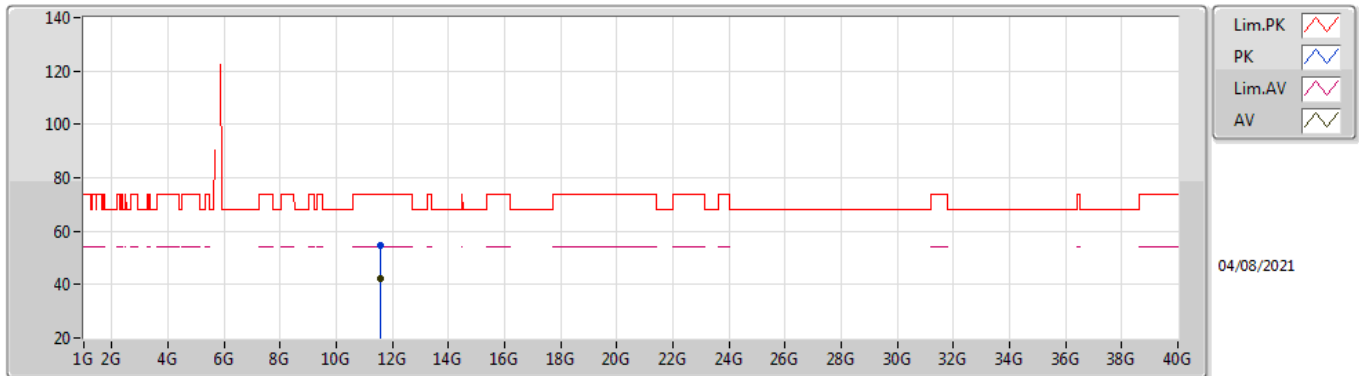


EUT_V_2TX
Setting 108
06-D-S-5

Type	Freq (Hz)	Level (dBuV/m)	Limit (dBuV/m)	Margin (dB)	Raw (dBuV)	Dist (m)	Condition	Azimuth (°)	Height (m)	Comment	AF (dB)	CL (dB)	PA (dB)
PK	11.56596G	54.74	74.00	-19.26	40.61	3	Vertical	21	2.42	-	40.10	8.33	34.30
AV	11.56084G	41.89	54.00	-12.11	27.75	3	Vertical	21	2.42	-	40.12	8.32	34.30

802.11a_Nss1,(6Mbps)_2TX

5785MHz_TnomVnom

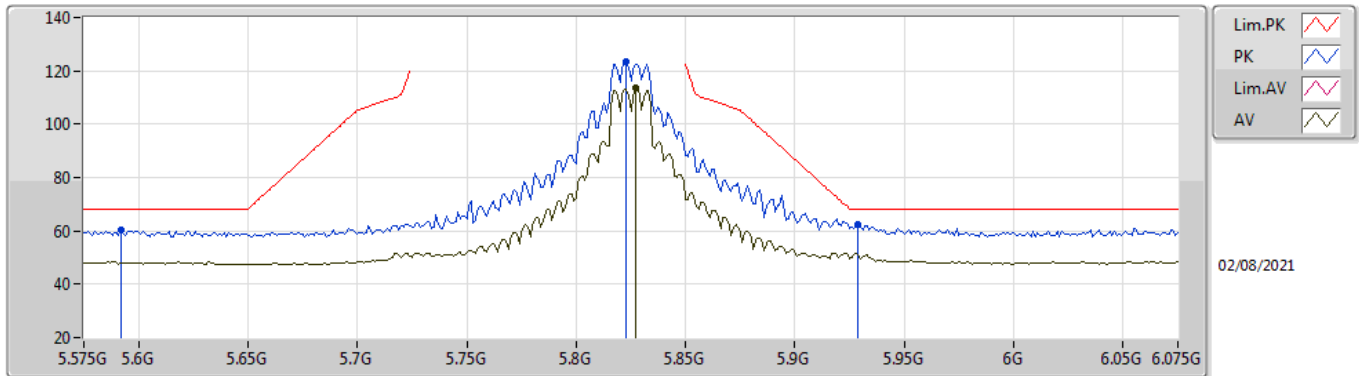


EUT V_2TX
Setting 108
06-D-S-5

Type	Freq (Hz)	Level (dBuV/m)	Limit (dBuV/m)	Margin (dB)	Raw (dBuV)	Dist (m)	Condition	Azimuth (°)	Height (m)	Comment	AF (dB)	CL (dB)	PA (dB)
PK	11.57256G	54.72	74.00	-19.28	40.61	3	Horizontal	144	1.44	-	40.08	8.33	34.30
AV	11.56768G	42.00	54.00	-12.00	27.87	3	Horizontal	144	1.44	-	40.10	8.33	34.30

802.11a_Nss1,(6Mbps)_2TX

5825MHz_TnomVnom

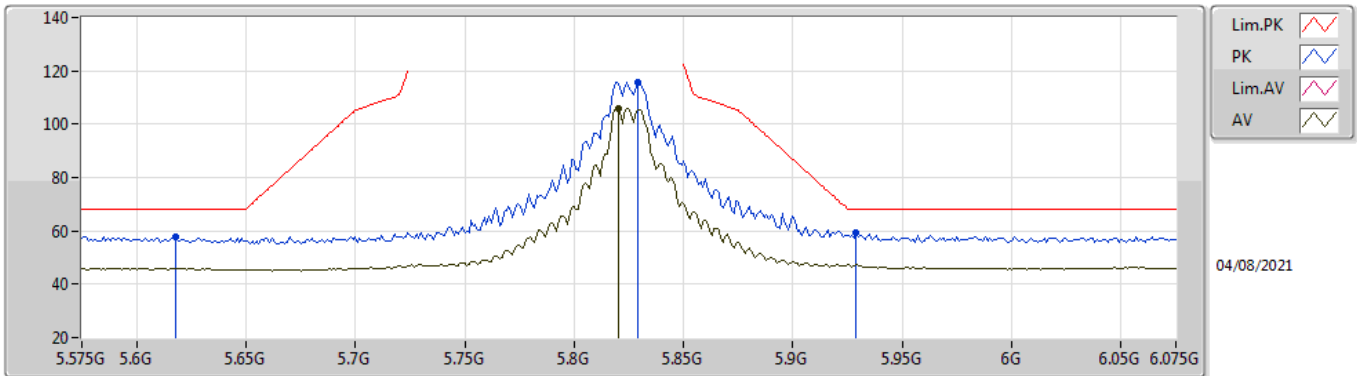


EUT_V_2TX
Setting 108
06-D-S-5-10

Type	Freq (Hz)	Level (dBuV/m)	Limit (dBuV/m)	Margin (dB)	Raw (dBuV)	Dist (m)	Condition	Azimuth (°)	Height (m)	Comment	AF (dB)	CL (dB)	PA (dB)
PK	5.592G	60.23	68.20	-7.97	55.63	3	Vertical	201	2.16	-	31.60	5.19	32.19
PK	5.823G	123.26	Inf	-Inf	118.27	3	Vertical	201	2.16	-	31.99	5.32	32.32
AV	5.827G	113.51	Inf	-Inf	108.50	3	Vertical	201	2.16	-	32.01	5.33	32.33
PK	5.929G	62.66	68.20	-5.54	57.40	3	Vertical	201	2.16	-	32.22	5.43	32.39

802.11a_Nss1,(6Mbps)_2TX

5825MHz_TnomVnom

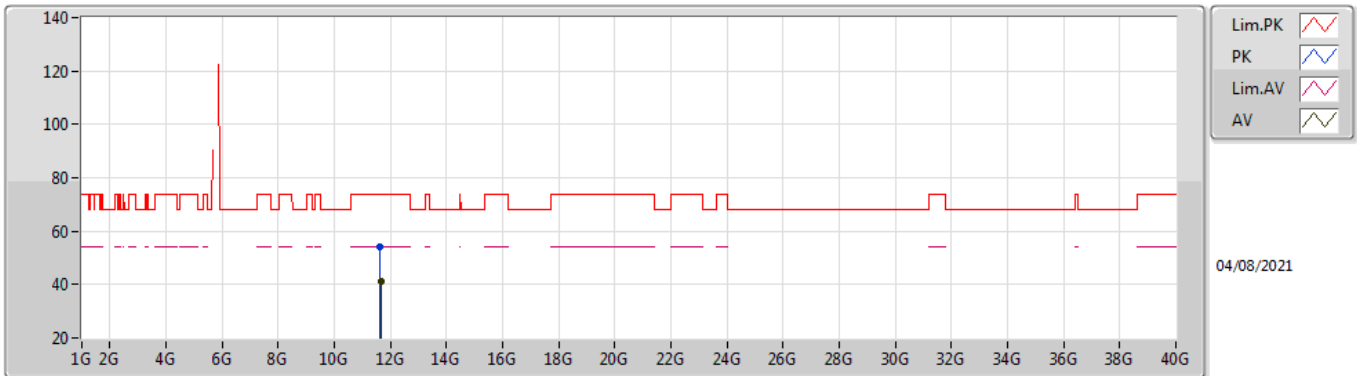


EUT V_2TX
Setting 108
06-D-S-5-10

Type	Freq (Hz)	Level (dBuV/m)	Limit (dBuV/m)	Margin (dB)	Raw (dBuV)	Dist (m)	Condition	Azimuth (°)	Height (m)	Comment	AF (dB)	CL (dB)	PA (dB)
PK	5.618G	58.01	68.20	-10.19	53.40	3	Horizontal	82	2.28	-	31.60	5.21	32.20
PK	5.829G	115.88	Inf	-Inf	110.86	3	Horizontal	82	2.28	-	32.02	5.33	32.33
AV	5.82G	106.03	Inf	-Inf	101.05	3	Horizontal	82	2.28	-	31.98	5.32	32.32
PK	5.929G	59.45	68.20	-8.75	54.19	3	Horizontal	82	2.28	-	32.22	5.43	32.39

802.11a_Nss1,(6Mbps)_2TX

5825MHz_TnomVnom

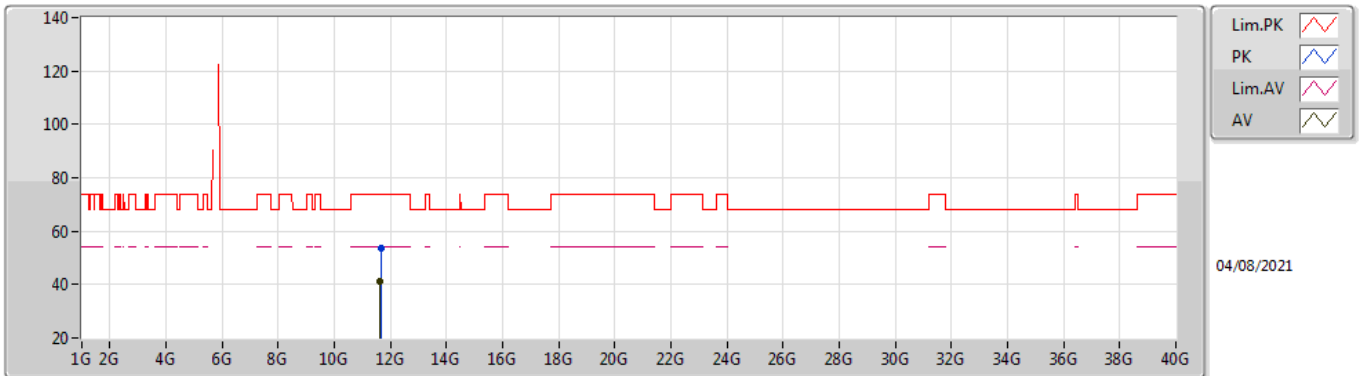


EUT Y_2TX
Setting 108
06-D-S-5

Type	Freq (Hz)	Level (dBuV/m)	Limit (dBuV/m)	Margin (dB)	Raw (dBuV)	Dist (m)	Condition	Azimuth (°)	Height (m)	Comment	AF (dB)	CL (dB)	PA (dB)
PK	11.64G	54.23	74.00	-19.77	40.43	3	Vertical	100	2.07	-	39.72	8.36	34.28
AV	11.65892G	41.12	54.00	-12.88	27.45	3	Vertical	100	2.07	-	39.59	8.36	34.28

802.11a_Nss1,(6Mbps)_2TX

5825MHz_TnomVnom

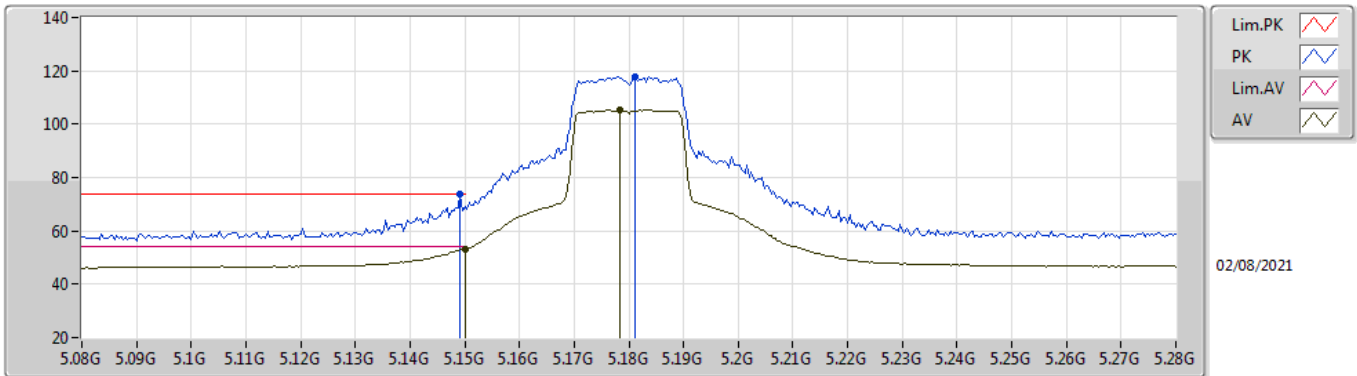


EUT_V_2TX
Setting 108
06-D-S-5

Type	Freq (Hz)	Level (dBuV/m)	Limit (dBuV/m)	Margin (dB)	Raw (dBuV)	Dist (m)	Condition	Azimuth (°)	Height (m)	Comment	AF (dB)	CL (dB)	PA (dB)
PK	11.65288G	53.49	74.00	-20.51	39.78	3	Horizontal	149	1.31	-	39.63	8.36	34.28
AV	11.64148G	41.05	54.00	-12.95	27.26	3	Horizontal	149	1.31	-	39.71	8.36	34.28

802.11ax HEW20_Nss2,(MCS0)_2TX

5180MHz_TnomVnom

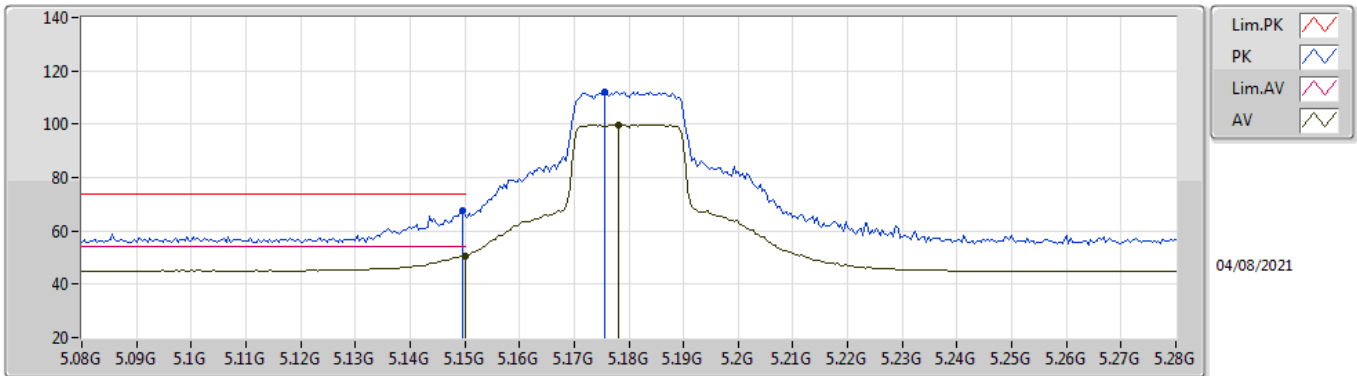


EUT Y_2TX
Setting 89
06-D-S-5-10

Type	Freq (Hz)	Level (dBuV/m)	Limit (dBuV/m)	Margin (dB)	Raw (dBuV)	Dist (m)	Condition	Azimuth (°)	Height (m)	Comment	AF (dB)	CL (dB)	PA (dB)
PK	5.1492G	73.86	74.00	-0.14	69.04	3	Vertical	0	1.00	-	31.80	5.00	31.98
AV	5.15G	53.22	54.00	-0.78	48.40	3	Vertical	0	1.00	-	31.80	5.00	31.98
PK	5.1812G	117.78	Inf	-Inf	113.09	3	Vertical	0	1.00	-	31.68	5.00	31.99
AV	5.1784G	105.33	Inf	-Inf	100.63	3	Vertical	0	1.00	-	31.69	5.00	31.99

802.11ax HEW20_Nss2,(MCS0)_2TX

5180MHz_TnomVnom

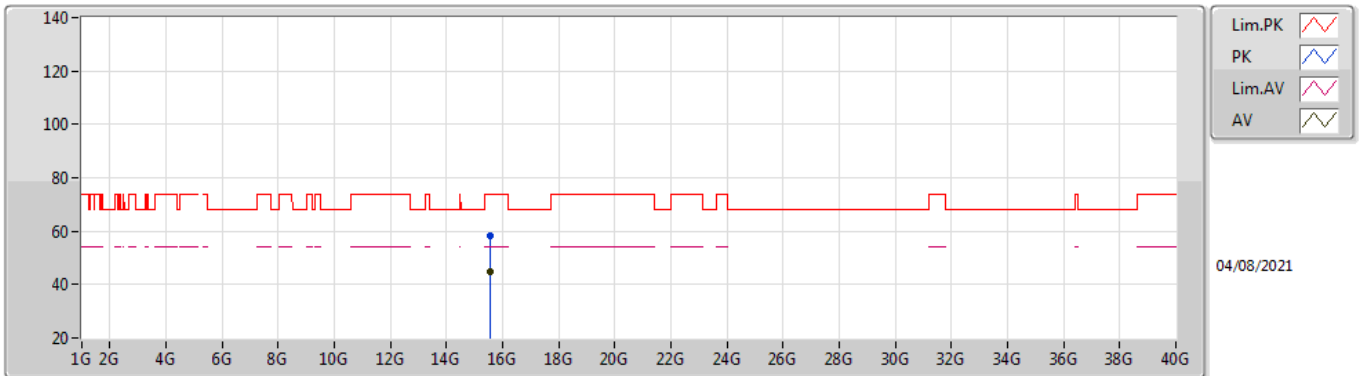


EUT Y_2TX
Setting 89
06-D-S-5-10

Type	Freq (Hz)	Level (dBuV/m)	Limit (dBuV/m)	Margin (dB)	Raw (dBuV)	Dist (m)	Condition	Azimuth (°)	Height (m)	Comment	AF (dB)	CL (dB)	PA (dB)
PK	5.1496G	67.43	74.00	-6.57	62.61	3	Horizontal	62	2.35	-	31.80	5.00	31.98
AV	5.15G	50.75	54.00	-3.25	45.93	3	Horizontal	62	2.35	-	31.80	5.00	31.98
PK	5.1756G	112.10	Inf	-Inf	107.39	3	Horizontal	62	2.35	-	31.70	5.00	31.99
AV	5.178G	99.86	Inf	-Inf	95.16	3	Horizontal	62	2.35	-	31.69	5.00	31.99

802.11ax HEW20_Nss2,(MCS0)_2TX

5180MHz_TnomVnom

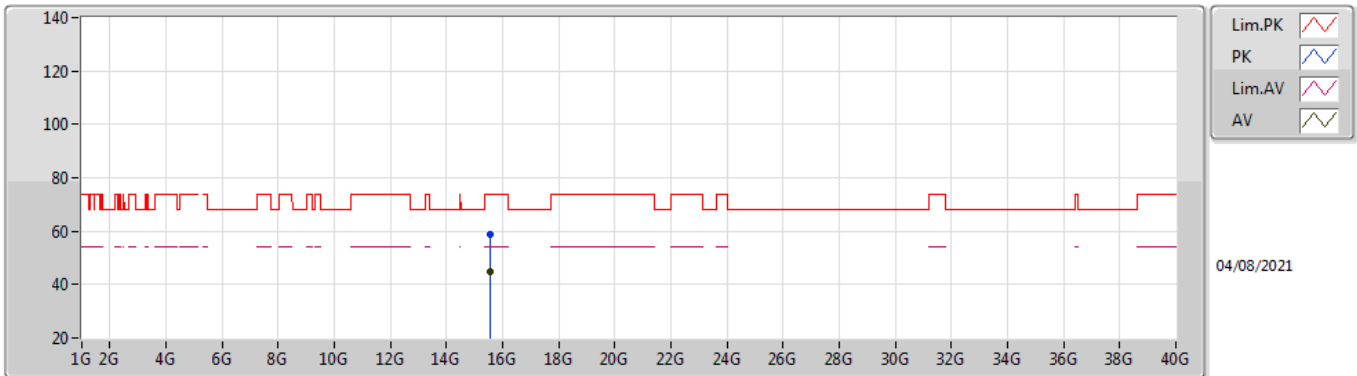


EUT Y_2TX
Setting 89
06-D-S-5

Type	Freq (Hz)	Level (dBuV/m)	Limit (dBuV/m)	Margin (dB)	Raw (dBuV)	Dist (m)	Condition	Azimuth (°)	Height (m)	Comment	AF (dB)	CL (dB)	PA (dB)
PK	15.53948G	58.45	74.00	-15.55	44.42	3	Vertical	209	1.06	-	37.90	10.37	34.24
AV	15.53396G	44.75	54.00	-9.25	30.68	3	Vertical	209	1.06	-	37.93	10.37	34.23

802.11ax HEW20_Nss2,(MCS0)_2TX

5180MHz_TnomVnom

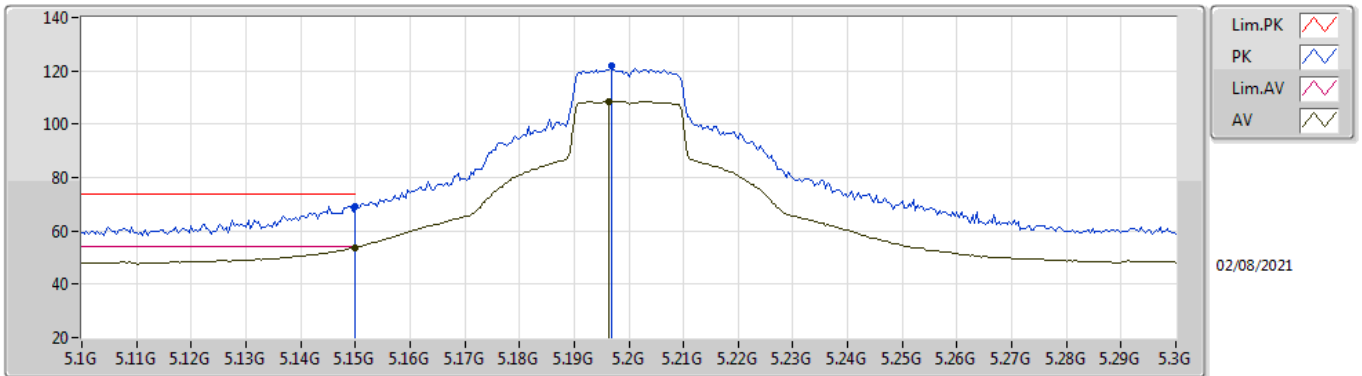


EUT Y_2TX
Setting 89
06-D-S-5

Type	Freq (Hz)	Level (dBuV/m)	Limit (dBuV/m)	Margin (dB)	Raw (dBuV)	Dist (m)	Condition	Azimuth (°)	Height (m)	Comment	AF (dB)	CL (dB)	PA (dB)
PK	15.54448G	58.88	74.00	-15.12	44.87	3	Horizontal	90	2.36	-	37.88	10.37	34.24
AV	15.5334G	44.75	54.00	-9.25	30.68	3	Horizontal	90	2.36	-	37.93	10.37	34.23

802.11ax HEW20_Nss2,(MCS0)_2TX

5200MHz_TnomVnom

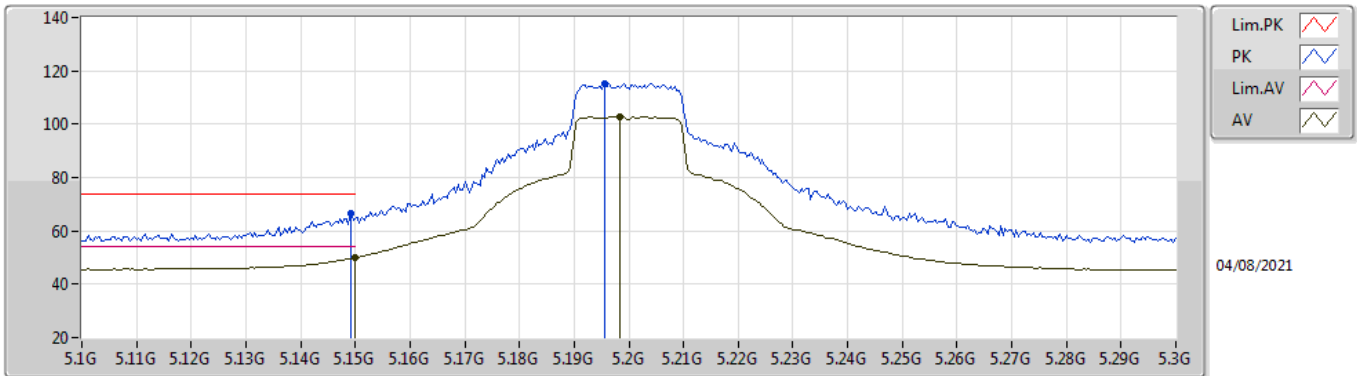


EUT Y_2TX
Setting 104
06-D-S-5-10

Type	Freq (Hz)	Level (dBuV/m)	Limit (dBuV/m)	Margin (dB)	Raw (dBuV)	Dist (m)	Condition	Azimuth (°)	Height (m)	Comment	AF (dB)	CL (dB)	PA (dB)
PK	5.15G	69.28	74.00	-4.72	64.46	3	Vertical	360	1.08	-	31.80	5.00	31.98
AV	5.15G	53.74	54.00	-0.26	48.92	3	Vertical	360	1.08	-	31.80	5.00	31.98
PK	5.1968G	121.76	Inf	-Inf	117.15	3	Vertical	360	1.08	-	31.61	5.00	32.00
AV	5.1964G	108.70	Inf	-Inf	104.09	3	Vertical	360	1.08	-	31.61	5.00	32.00

802.11ax HEW20_Nss2,(MCS0)_2TX

5200MHz_TnomVnom

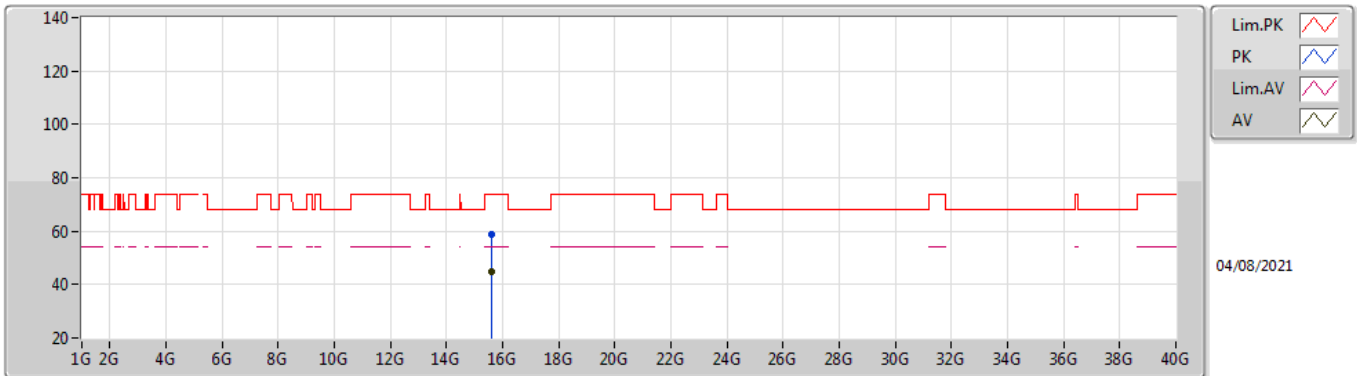


EUT Y_2TX
Setting 104
06-D-S-5-10

Type	Freq (Hz)	Level (dBuV/m)	Limit (dBuV/m)	Margin (dB)	Raw (dBuV)	Dist (m)	Condition	Azimuth (°)	Height (m)	Comment	AF (dB)	CL (dB)	PA (dB)
PK	5.1492G	66.68	74.00	-7.32	61.86	3	Horizontal	62	2.28	-	31.80	5.00	31.98
AV	5.15G	49.80	54.00	-4.20	44.98	3	Horizontal	62	2.28	-	31.80	5.00	31.98
PK	5.1956G	115.39	Inf	-Inf	110.77	3	Horizontal	62	2.28	-	31.62	5.00	32.00
AV	5.1984G	102.86	Inf	-Inf	98.25	3	Horizontal	62	2.28	-	31.61	5.00	32.00

802.11ax HEW20_Nss2,(MCS0)_2TX

5200MHz_TnomVnom

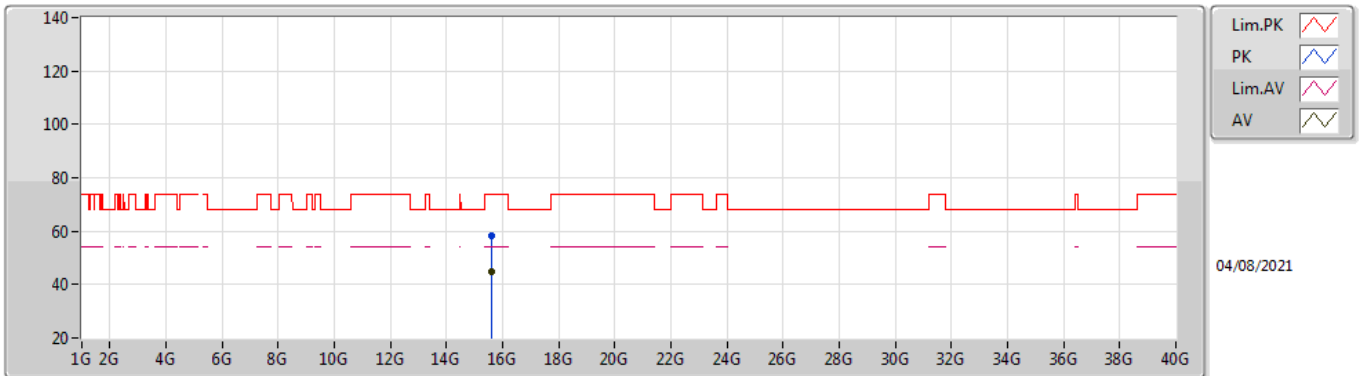


EUT Y_2TX
Setting 104
06-D-S-5

Type	Freq (Hz)	Level (dBuV/m)	Limit (dBuV/m)	Margin (dB)	Raw (dBuV)	Dist (m)	Condition	Azimuth (°)	Height (m)	Comment	AF (dB)	CL (dB)	PA (dB)
PK	15.595G	58.60	74.00	-15.40	44.83	3	Vertical	98	2.89	-	37.63	10.40	34.26
AV	15.59908G	44.58	54.00	-9.42	30.84	3	Vertical	98	2.89	-	37.60	10.40	34.26

802.11ax HEW20_Nss2,(MCS0)_2TX

5200MHz_TnomVnom

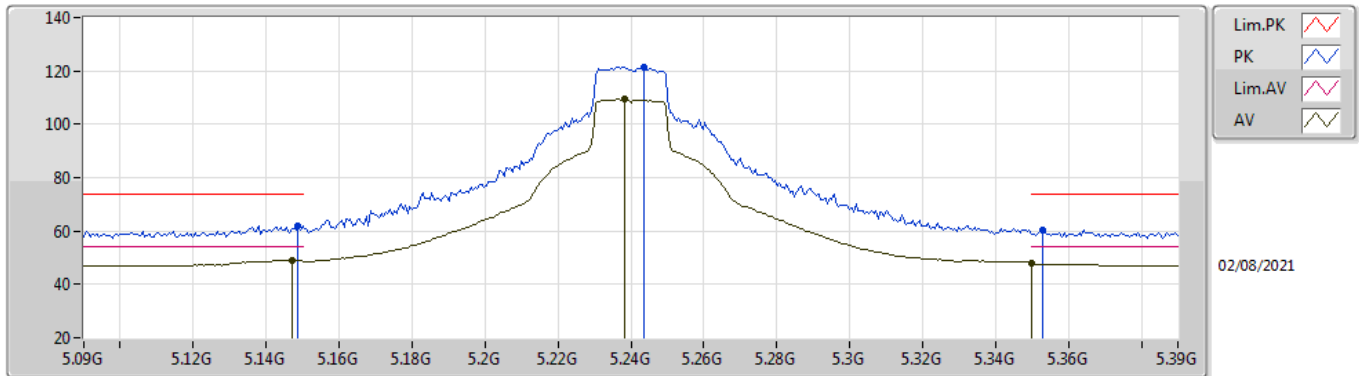


EUT Y_2TX
Setting 104
06-D-S-5

Type	Freq (Hz)	Level (dBuV/m)	Limit (dBuV/m)	Margin (dB)	Raw (dBuV)	Dist (m)	Condition	Azimuth (°)	Height (m)	Comment	AF (dB)	CL (dB)	PA (dB)
PK	15.60296G	58.20	74.00	-15.80	44.46	3	Horizontal	104	2.97	-	37.60	10.40	34.26
AV	15.5928G	44.58	54.00	-9.42	30.80	3	Horizontal	104	2.97	-	37.64	10.40	34.26

802.11ax HEW20_Nss2,(MCS0)_2TX

5240MHz_TnomVnom



EUT_V_2TX
Setting 108
06-D-S-5-10

Type	Freq (Hz)	Level (dBuV/m)	Limit (dBuV/m)	Margin (dB)	Raw (dBuV)	Dist (m)	Condition	Azimuth (°)	Height (m)	Comment	AF (dB)	CL (dB)	PA (dB)
PK	5.1488G	61.85	74.00	-12.15	57.03	3	Vertical	0	1.00	-	31.80	5.00	31.98
AV	5.147G	48.92	54.00	-5.08	44.08	3	Vertical	0	1.00	-	31.81	5.00	31.97
PK	5.2436G	121.44	Inf	-Inf	117.03	3	Vertical	0	1.00	-	31.43	5.00	32.02
AV	5.2382G	109.40	Inf	-Inf	104.96	3	Vertical	0	1.00	-	31.45	5.00	32.01
PK	5.3528G	60.24	74.00	-13.76	55.99	3	Vertical	0	1.00	-	31.32	5.00	32.07
AV	5.35G	48.12	54.00	-5.88	43.88	3	Vertical	0	1.00	-	31.30	5.00	32.06