


## Attachment 1

### ➤ Test Setup Photograph <Conducted Emission>

Test Mode: Mode 1: Transmit mode\_CDD\_ADP 1  
Description: Front View of Conducted Emission Test Setup




Description: Back View of Conducted Emission Test Setup



Test Mode: Mode 2:Transmit mode\_CDD\_AD2  
Description : Front View of Conducted Emission Test Setup




Description : Back View of Conducted Emission Test Setup




**<Radiated Emission>**

Test Mode: Mode 1: Transmit mode\_CDD\_AD P 1


Description: Front View of Radiated Emission Test Setup (Bilog)




Description: Back View of Radiated Emission Test Setup (Bilog)



Test Mode: Mode 2:Transmit mode\_CDD\_AD2  
Description: Front View of Radiated Emission Test Setup (Bilog)



Description: Back View of Radiated Emission Test Setup (Bilog)



Test Mode: Mode 1: Transmit mode\_CDD\_ADP 1  
Description: Front View of Radiated Emission Test Setup (Horn)



Description: Back View of Radiated Emission Test Setup (Horn)

