

6. Radiated Emission Band Edge

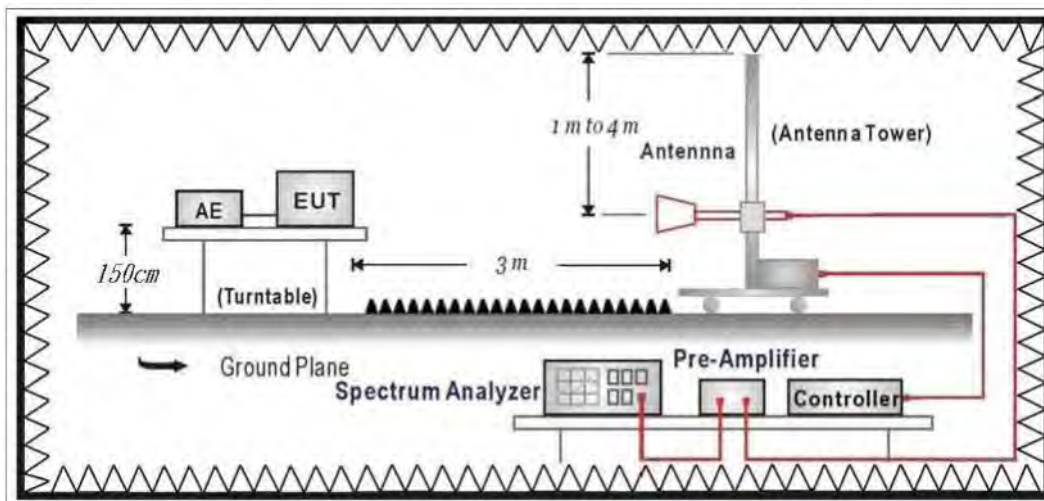
6.1. Test Equipment

The following test equipment are used during the test:

Band Edge / CB2-H

Instrument	Manufacturer	Model No.	Serial No.	Cal. Date	Next Cal. Date
Signal Analyzer	R&S	FSVA40	101455	2017/11/21	2018/11/20
Signal & Spectrum Analyzer	R&S	FSV40	101049	2017/01/23	2018/01/22
EXA Signal Analyzer	Keysight	N9010A	MY51440132	2017/03/13	2018/03/12
Bilog Antenna	Teseq	CBL6112D	23191	2017/06/28	2018/06/27
Horn Antenna	Schwarzbeck	BBHA 9120D	639	2017/06/14	2018/06/13
Horn Antenna	Schwarzbeck	BBHA 9170	202	2017/02/15	2018/02/14
Pre-Amplifier	RF Bay Inc.	LNA-1330	12162511	2017/03/09	2018/03/08
Pre-Amplifier	EMCI	EMCI 1830I	980366	2017/01/23	2018/01/22
Pre-Amplifier	MITEQ	JS44-45-8P	2014754	2016/12/26	2017/12/25

6.2. Test Setup



6.3. Limits

Emissions radiated outside of the specified frequency bands, except for harmonics, shall be attenuated by at least 20dB below the level of the fundamental or to the general radiated emission limits in paragraph 15.209, whichever is the lesser attenuation.

6.4. Test Procedure

The EUT was setup according to ANSI C63.10: 2013 and tested according to DTS test procedure of KDB558074 D01V04 for compliance to FCC 47CFR 15.247 requirements. The EUT and its simulators are placed on a turn table which is 1.5 meter above ground. The turn table can rotate 360 degrees to determine the position of the maximum emission level. The EUT was positioned such that the distance from antenna to the EUT was 3 meters.

The antenna can move up and down between 1 meter and 4 meters to find out the maximum emission level.

Both horizontal and vertical polarization of the antenna are set on measurement. In order to find the maximum emission, all of the interface cables must be manipulated according to ANSI C63.10: 2013 on radiated measurement.

6.5. Test Specification

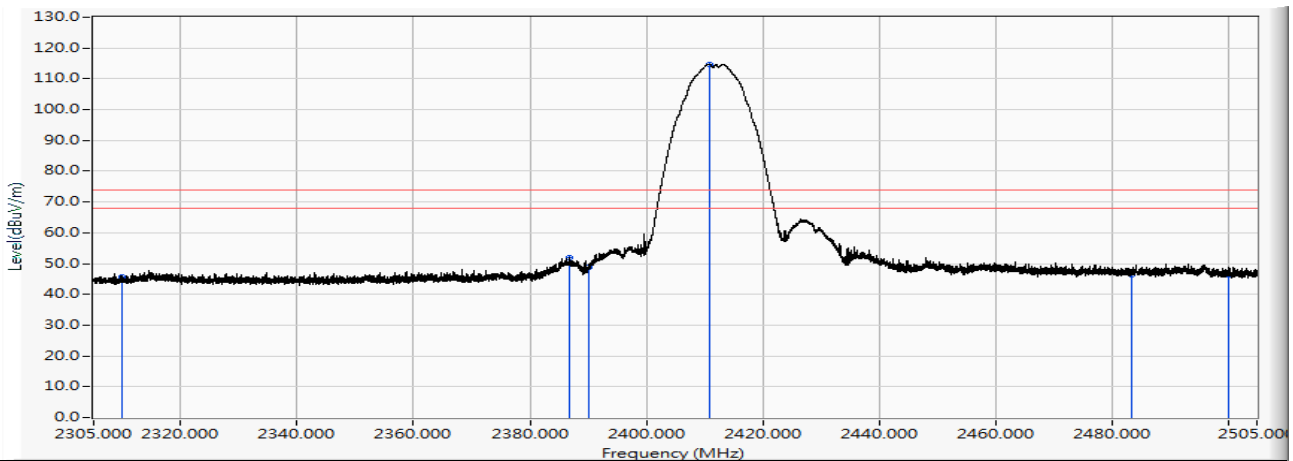
According to FCC Part 15 Subpart C Paragraph 15.247: 2016

6.6. Uncertainty

The measurement uncertainty
 ± 3.9 dB above 1GHz

6.7. Test Result

Site : DEKRA Taiwan CB2-H	Time : 2017/10/31
Limit : FCC_SpartC_15.209_03M_PK	Margin : 6
Probe : CB2_FCC_EFS_B091_1-18GHz_3M_0117 - HORIZONTAL	Power : AC 120V/60Hz
EUT : Verizon Mesh Router	Note : Mode 1: Transmit_CDD Mode_ 802.11b_ 2412MHz

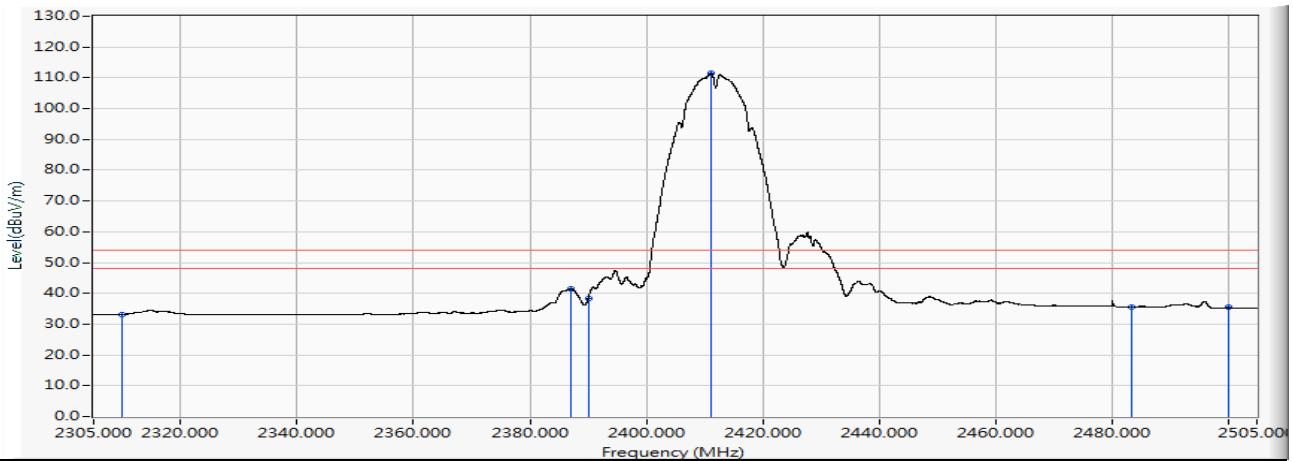


	Frequency (MHz)	Correct Factor (dB)	Reading Level (dBuV)	Measure Level (dBuV/m)	Margin (dB)	Limit (dBuV/m)	Detector Type
1	2310.000	11.014	34.471	45.486	-28.514	74.000	PEAK
2	2386.700	11.521	40.427	51.949	-22.051	74.000	PEAK
3	2390.000	11.544	37.170	48.714	-25.286	74.000	PEAK
4	* 2410.800	11.684	103.041	114.724	40.724	74.000	PEAK
5	2483.500	12.172	34.306	46.478	-27.522	74.000	PEAK
6	2500.000	12.274	33.929	46.204	-27.796	74.000	PEAK

Note:

1. All readings above 1GHz are performed with peak and/or average measurements as necessary.
2. Peak measurements: RBW = 1MHz, VBW = 3 MHz, Sweep: Auto.
3. Average measurements: RBW = 1MHz, VBW = 10 Hz, Sweep: Auto.
4. “ * ”, means this data is the worst emission level.
5. Measurement Level = Reading Level + Correct Factor.
6. The average measurement was not performed when the peak measured data under the limit of average detection.

Site : DEKRA Taiwan CB2-H	Time : 2017/10/31
Limit : FCC_SpartC_15.209_03M_AV	Margin : 6
Probe : CB2_FCC_EFS_B091_1-18GHz_3M_0117 - HORIZONTAL	Power : AC 120V/60Hz
EUT : Verizon Mesh Router	Note : Mode 1: Transmit_CDD Mode_ 802.11b_2412MHz

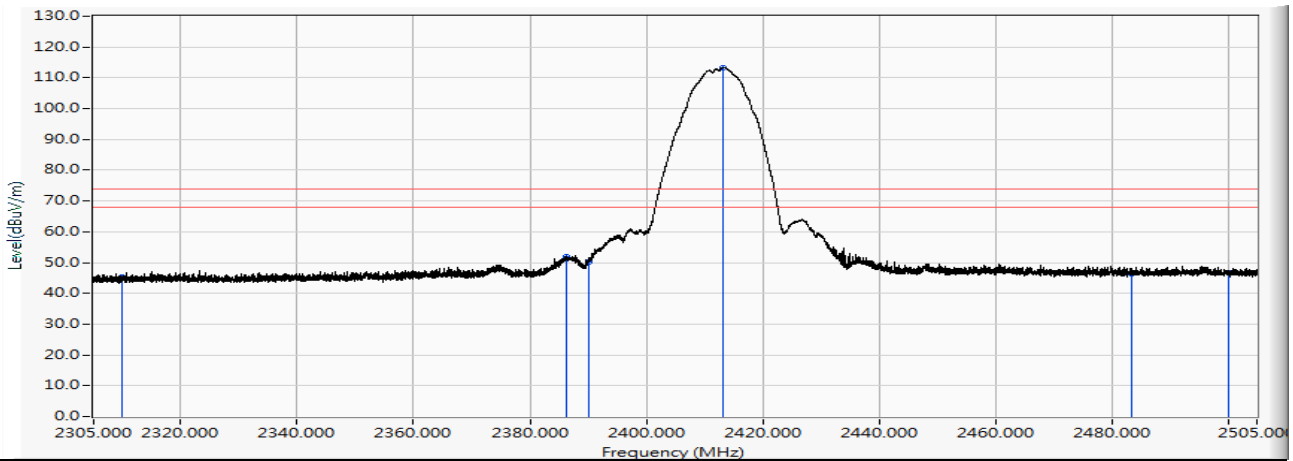


	Frequency (MHz)	Correct Factor (dB)	Reading Level (dBuV)	Measure Level (dBuV/m)	Margin (dB)	Limit (dBuV/m)	Detector Type
1	2310.000	11.014	22.141	33.156	-20.844	54.000	AVERAGE
2	2386.980	11.524	29.952	41.476	-12.524	54.000	AVERAGE
3	2390.000	11.544	26.768	38.312	-15.688	54.000	AVERAGE
4	* 2411.240	11.685	99.691	111.377	57.377	54.000	AVERAGE
5	2483.500	12.172	23.441	35.613	-18.387	54.000	AVERAGE
6	2500.000	12.274	23.109	35.384	-18.616	54.000	AVERAGE

Note:

1. All readings above 1GHz are performed with peak and/or average measurements as necessary.
2. Peak measurements: RBW = 1MHz, VBW = 3 MHz, Sweep: Auto.
3. Average measurements: RBW = 1MHz, VBW = 10 Hz, Sweep: Auto.
4. “ * ”, means this data is the worst emission level.
5. Measurement Level = Reading Level + Correct Factor.
6. The average measurement was not performed when the peak measured data under the limit of average detection.

Site : DEKRA Taiwan CB2-H	Time : 2017/10/31
Limit : FCC_SpartC_15.209_03M_PK	Margin : 6
Probe : CB2_FCC_EFS_B091_1-18GHz_3M_0117 - VERTICAL	Power : AC 120V/60Hz
EUT : Verizon Mesh Router	Note : Mode 1: Transmit_CDD Mode_ 802.11b_2412MHz

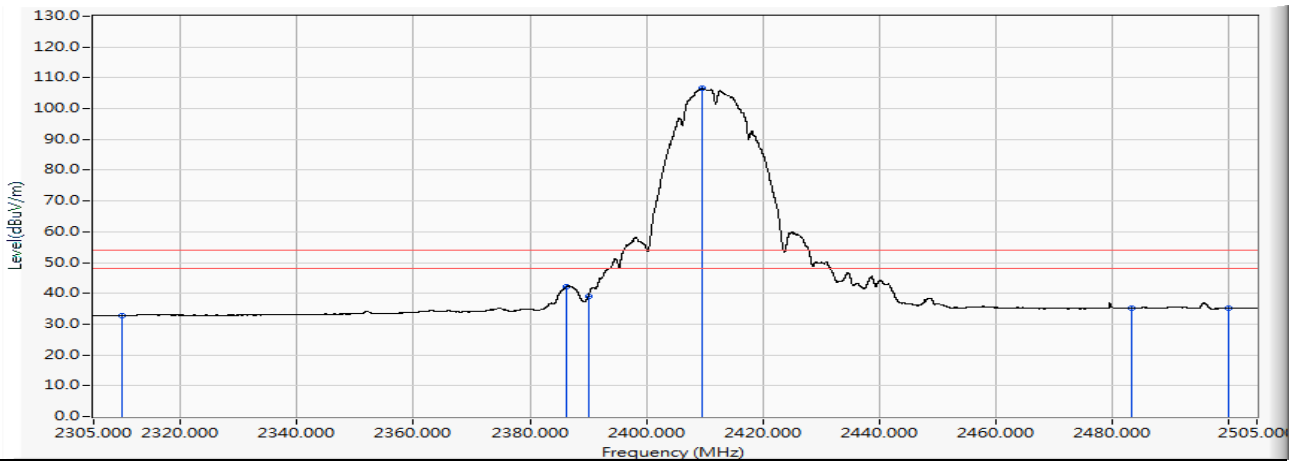


	Frequency (MHz)	Correct Factor (dB)	Reading Level (dBuV)	Measure Level (dBuV/m)	Margin (dB)	Limit (dBuV/m)	Detector Type
1	2310.000	11.014	34.223	45.238	-28.762	74.000	PEAK
2	2386.260	11.520	40.370	51.889	-22.111	74.000	PEAK
3	2390.000	11.544	38.487	50.031	-23.969	74.000	PEAK
4	* 2413.320	11.700	101.740	113.440	39.440	74.000	PEAK
5	2483.500	12.172	34.318	46.490	-27.510	74.000	PEAK
6	2500.000	12.274	34.510	46.785	-27.215	74.000	PEAK

Note:

1. All readings above 1GHz are performed with peak and/or average measurements as necessary.
2. Peak measurements: RBW = 1MHz, VBW = 3 MHz, Sweep: Auto.
3. Average measurements: RBW = 1MHz, VBW = 10 Hz, Sweep: Auto.
4. “ * ”, means this data is the worst emission level.
5. Measurement Level = Reading Level + Correct Factor.
6. The average measurement was not performed when the peak measured data under the limit of average detection.

Site : DEKRA Taiwan CB2-H	Time : 2017/10/31
Limit : FCC_SpartC_15.209_03M_AV	Margin : 6
Probe : CB2_FCC_EFS_B091_1-18GHz_3M_0117 - VERTICAL	Power : AC 120V/60Hz
EUT : Verizon Mesh Router	Note : Mode 1: Transmit_CDD Mode_ 802.11b_2412MHz

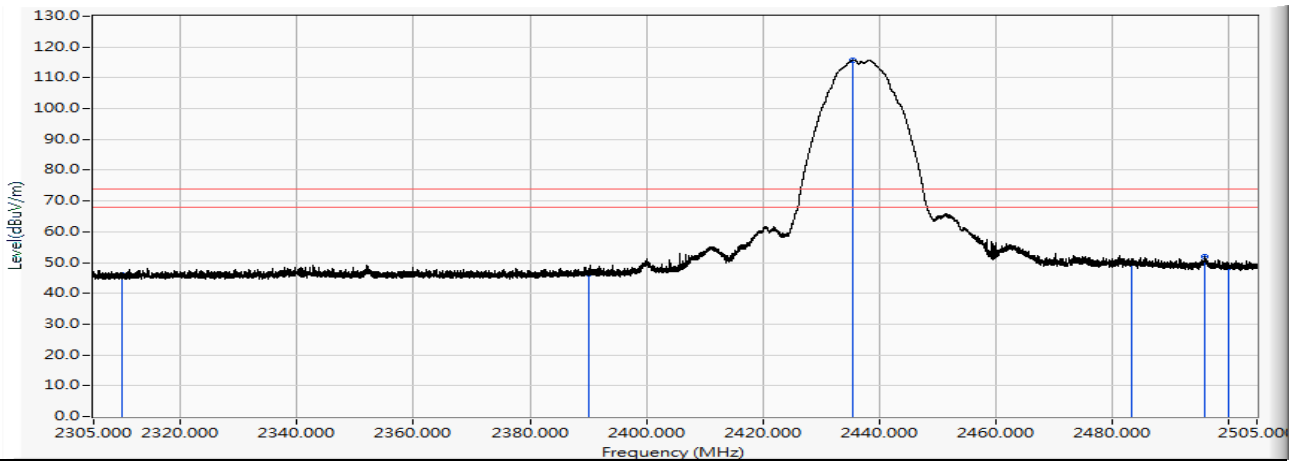


	Frequency (MHz)	Correct Factor (dB)	Reading Level (dBuV)	Measure Level (dBuV/m)	Margin (dB)	Limit (dBuV/m)	Detector Type
1	2310.000	11.014	21.763	32.778	-21.222	54.000	AVERAGE
2	2386.160	11.518	30.486	42.004	-11.996	54.000	AVERAGE
3	2390.000	11.544	27.383	38.927	-15.073	54.000	AVERAGE
4	* 2409.680	11.676	95.121	106.797	52.797	54.000	AVERAGE
5	2483.500	12.172	23.070	35.242	-18.758	54.000	AVERAGE
6	2500.000	12.274	22.996	35.271	-18.729	54.000	AVERAGE

Note:

1. All readings above 1GHz are performed with peak and/or average measurements as necessary.
2. Peak measurements: RBW = 1MHz, VBW = 3 MHz, Sweep: Auto.
3. Average measurements: RBW = 1MHz, VBW = 10 Hz, Sweep: Auto.
4. " * ", means this data is the worst emission level.
5. Measurement Level = Reading Level + Correct Factor.
6. The average measurement was not performed when the peak measured data under the limit of average detection.

Site : DEKRA Taiwan CB2-H	Time : 2017/10/31
Limit : FCC_SpartC_15.209_03M_PK	Margin : 6
Probe : CB2_FCC_EFS_B091_1-18GHz_3M_0117 - HORIZONTAL	Power : AC 120V/60Hz
EUT : Verizon Mesh Router	Note : Mode 1: Transmit_CDD Mode_ 802.11b_ 2437MHz

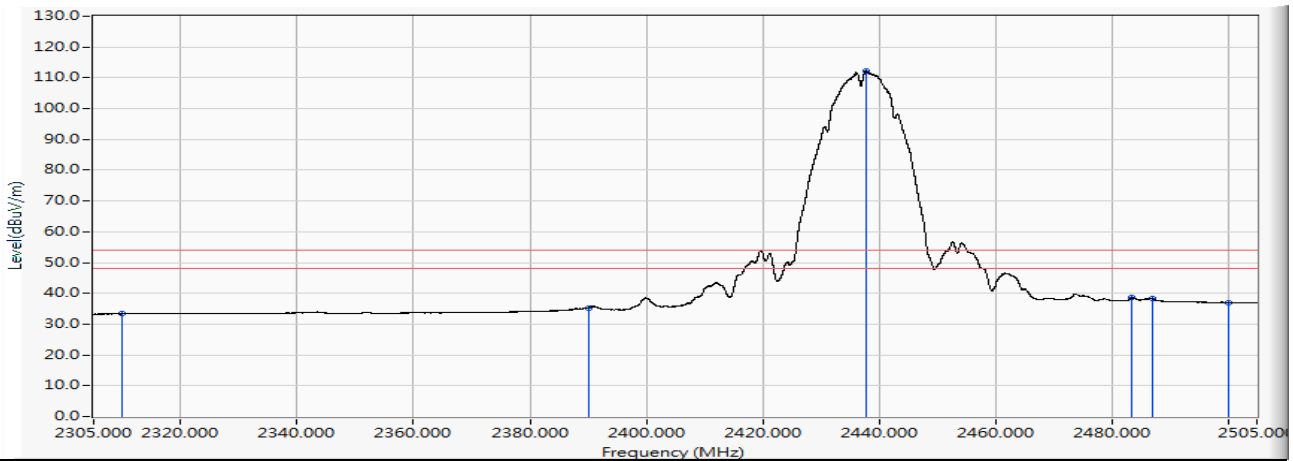


	Frequency (MHz)	Correct Factor (dB)	Reading Level (dBuV)	Measure Level (dBuV/m)	Margin (dB)	Limit (dBuV/m)	Detector Type
1	2310.000	11.014	35.147	46.162	-27.838	74.000	PEAK
2	2390.000	11.544	34.980	46.524	-27.476	74.000	PEAK
3	* 2435.600	11.850	103.948	115.798	41.798	74.000	PEAK
4	2483.500	12.172	37.725	49.897	-24.103	74.000	PEAK
5	2496.040	12.255	39.581	51.836	-22.164	74.000	PEAK
6	2500.000	12.274	36.168	48.443	-25.557	74.000	PEAK

Note:

1. All readings above 1GHz are performed with peak and/or average measurements as necessary.
2. Peak measurements: RBW = 1MHz, VBW = 3 MHz, Sweep: Auto.
3. Average measurements: RBW = 1MHz, VBW = 10 Hz, Sweep: Auto.
4. “ * ”, means this data is the worst emission level.
5. Measurement Level = Reading Level + Correct Factor.
6. The average measurement was not performed when the peak measured data under the limit of average detection.

Site : DEKRA Taiwan CB2-H	Time : 2017/10/31
Limit : FCC_SpartC_15.209_03M_AV	Margin : 6
Probe : CB2_FCC_EFS_B091_1-18GHz_3M_0117 - HORIZONTAL	Power : AC 120V/60Hz
EUT : Verizon Mesh Router	Note : Mode 1: Transmit_CDD Mode_ 802.11b_ 2437MHz

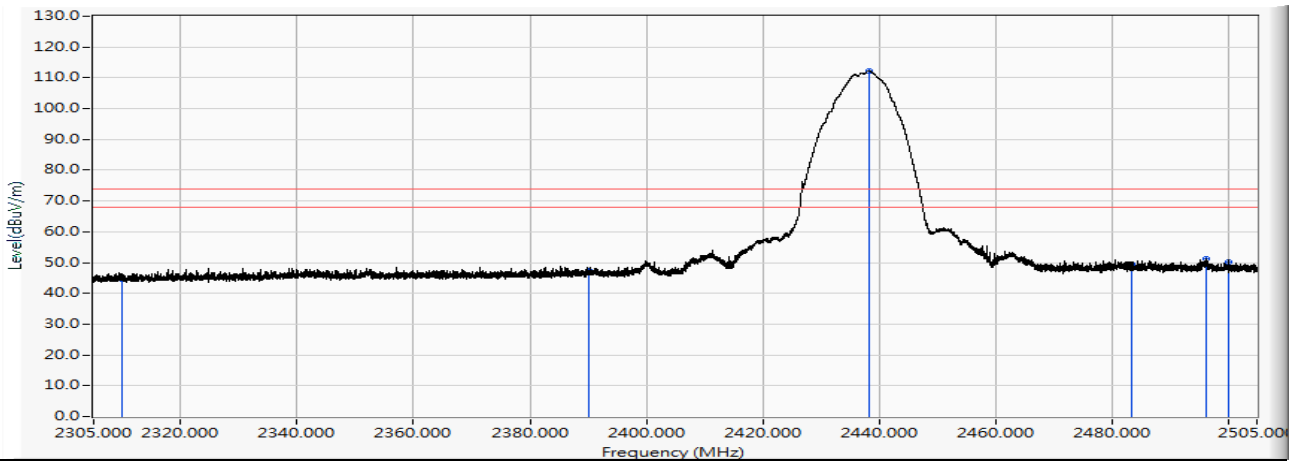


	Frequency (MHz)	Correct Factor (dB)	Reading Level (dBuV)	Measure Level (dBuV/m)	Margin (dB)	Limit (dBuV/m)	Detector Type
1	2310.000	11.014	22.380	33.395	-20.605	54.000	AVERAGE
2	2390.000	11.544	23.755	35.299	-18.701	54.000	AVERAGE
3	* 2437.740	11.865	100.233	112.098	58.098	54.000	AVERAGE
4	2483.500	12.172	26.355	38.527	-15.473	54.000	AVERAGE
5	2486.940	12.195	25.997	38.192	-15.808	54.000	AVERAGE
6	2500.000	12.274	24.751	37.026	-16.974	54.000	AVERAGE

Note:

1. All readings above 1GHz are performed with peak and/or average measurements as necessary.
2. Peak measurements: RBW = 1MHz, VBW = 3 MHz, Sweep: Auto.
3. Average measurements: RBW = 1MHz, VBW = 10 Hz, Sweep: Auto.
4. “ * ”, means this data is the worst emission level.
5. Measurement Level = Reading Level + Correct Factor.
6. The average measurement was not performed when the peak measured data under the limit of average detection.

Site : DEKRA Taiwan CB2-H	Time : 2017/10/31
Limit : FCC_SpartC_15.209_03M_PK	Margin : 6
Probe : CB2_FCC_EFS_B091_1-18GHz_3M_0117 - VERTICAL	Power : AC 120V/60Hz
EUT : Verizon Mesh Router	Note : Mode 1: Transmit_CDD Mode_ 802.11b_2437MHz

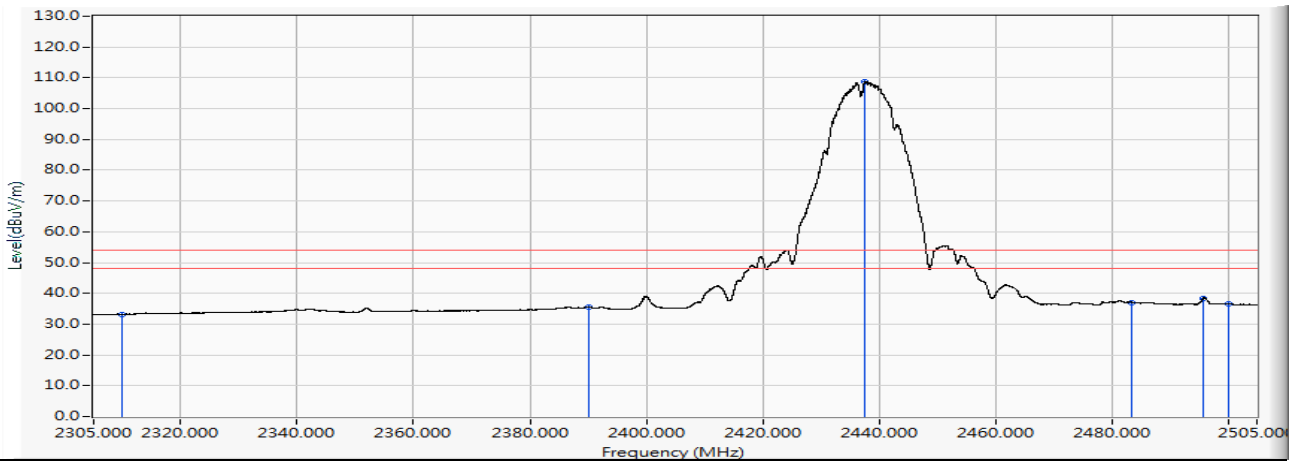


	Frequency (MHz)	Correct Factor (dB)	Reading Level (dBuV)	Measure Level (dBuV/m)	Margin (dB)	Limit (dBuV/m)	Detector Type
1	2310.000	11.014	33.592	44.607	-29.393	74.000	PEAK
2	2390.000	11.544	35.753	47.297	-26.703	74.000	PEAK
3	* 2438.260	11.869	100.351	112.219	38.219	74.000	PEAK
4	2483.500	12.172	37.431	49.603	-24.397	74.000	PEAK
5	2496.240	12.257	38.993	51.249	-22.751	74.000	PEAK
6	2500.000	12.274	37.983	50.258	-23.742	74.000	PEAK

Note:

1. All readings above 1GHz are performed with peak and/or average measurements as necessary.
2. Peak measurements: RBW = 1MHz, VBW = 3 MHz, Sweep: Auto.
3. Average measurements: RBW = 1MHz, VBW = 10 Hz, Sweep: Auto.
4. " * ", means this data is the worst emission level.
5. Measurement Level = Reading Level + Correct Factor.
6. The average measurement was not performed when the peak measured data under the limit of average detection.

Site : DEKRA Taiwan CB2-H	Time : 2017/10/31
Limit : FCC_SpartC_15.209_03M_AV	Margin : 6
Probe : CB2_FCC_EFS_B091_1-18GHz_3M_0117 - VERTICAL	Power : AC 120V/60Hz
EUT : Verizon Mesh Router	Note : Mode 1: Transmit_CDD Mode_ 802.11b_2437MHz

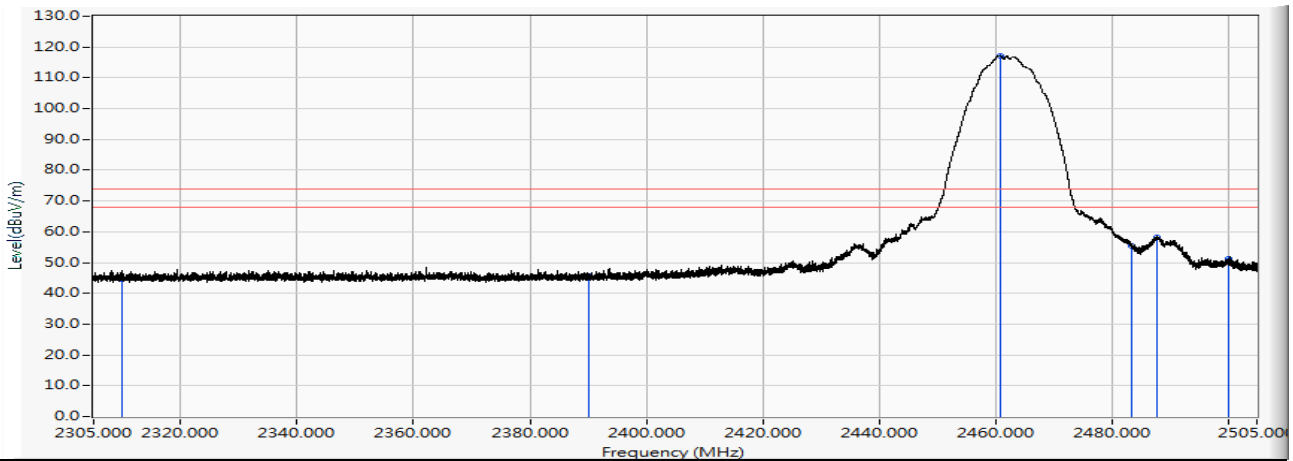


	Frequency (MHz)	Correct Factor (dB)	Reading Level (dBuV)	Measure Level (dBuV/m)	Margin (dB)	Limit (dBuV/m)	Detector Type
1	2310.000	11.014	22.144	33.159	-20.841	54.000	AVERAGE
2	2390.000	11.544	24.064	35.608	-18.392	54.000	AVERAGE
3	* 2437.580	11.864	96.927	108.791	54.791	54.000	AVERAGE
4	2483.500	12.172	24.925	37.097	-16.903	54.000	AVERAGE
5	2495.680	12.253	25.955	38.208	-15.792	54.000	AVERAGE
6	2500.000	12.274	24.298	36.573	-17.427	54.000	AVERAGE

Note:

1. All readings above 1GHz are performed with peak and/or average measurements as necessary.
2. Peak measurements: RBW = 1MHz, VBW = 3 MHz, Sweep: Auto.
3. Average measurements: RBW = 1MHz, VBW = 10 Hz, Sweep: Auto.
4. “ * ”, means this data is the worst emission level.
5. Measurement Level = Reading Level + Correct Factor.
6. The average measurement was not performed when the peak measured data under the limit of average detection.

Site : DEKRA Taiwan CB2-H	Time : 2017/10/31
Limit : FCC_SpartC_15.209_03M_PK	Margin : 6
Probe : CB2_FCC_EFS_B091_1-18GHz_3M_0117 - HORIZONTAL	Power : AC 120V/60Hz
EUT : Verizon Mesh Router	Note : Mode 1: Transmit_CDD Mode_ 802.11b_2462MHz

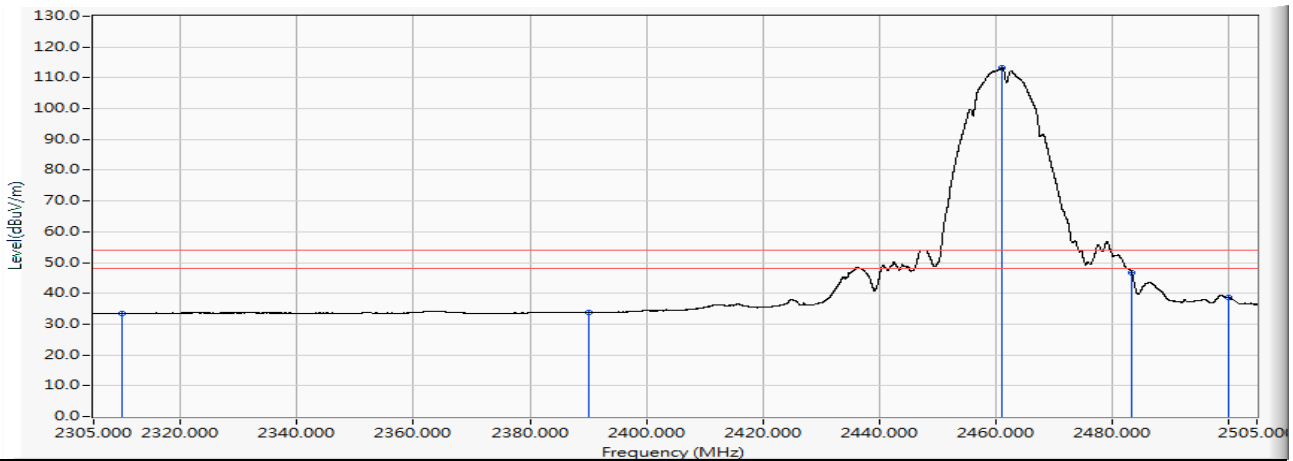


	Frequency (MHz)	Correct Factor (dB)	Reading Level (dBuV)	Measure Level (dBuV/m)	Margin (dB)	Limit (dBuV/m)	Detector Type
1	2310.000	11.014	33.513	44.528	-29.472	74.000	PEAK
2	2390.000	11.544	33.963	45.507	-28.493	74.000	PEAK
3	* 2460.820	12.020	105.162	117.182	43.182	74.000	PEAK
4	2483.500	12.172	43.337	55.509	-18.491	74.000	PEAK
5	2487.740	12.200	46.171	58.371	-15.629	74.000	PEAK
6	2500.000	12.274	38.955	51.230	-22.770	74.000	PEAK

Note:

1. All readings above 1GHz are performed with peak and/or average measurements as necessary.
2. Peak measurements: RBW = 1MHz, VBW = 3 MHz, Sweep: Auto.
3. Average measurements: RBW = 1MHz, VBW = 10 Hz, Sweep: Auto.
4. “ * ”, means this data is the worst emission level.
5. Measurement Level = Reading Level + Correct Factor.
6. The average measurement was not performed when the peak measured data under the limit of average detection.

Site : DEKRA Taiwan CB2-H	Time : 2017/10/31
Limit : FCC_SpartC_15.209_03M_AV	Margin : 6
Probe : CB2_FCC_EFS_B091_1-18GHz_3M_0117 - HORIZONTAL	Power : AC 120V/60Hz
EUT : Verizon Mesh Router	Note : Mode 1: Transmit_CDD Mode_ 802.11b_ 2462MHz

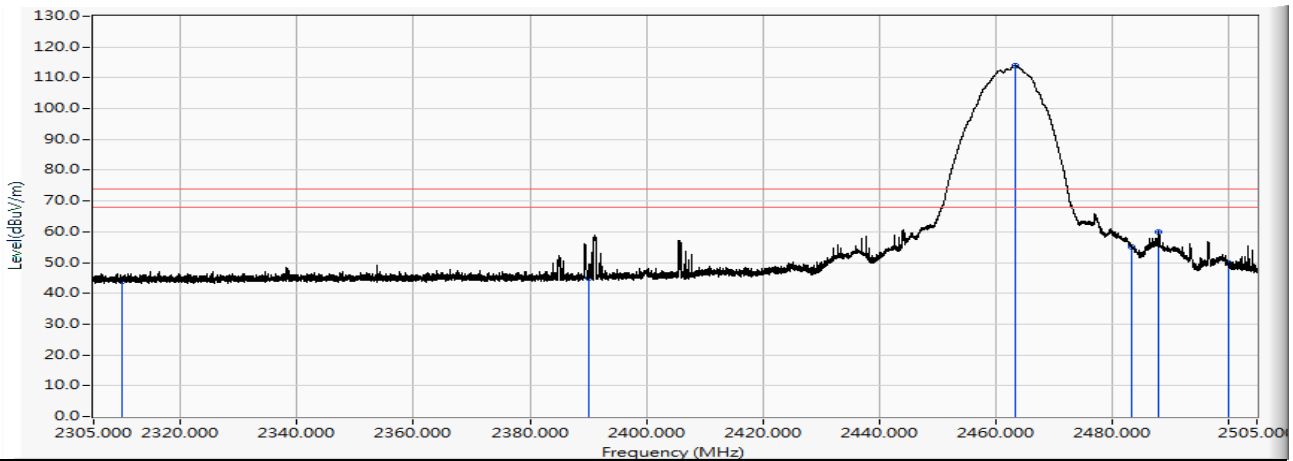


	Frequency (MHz)	Correct Factor (dB)	Reading Level (dBuV)	Measure Level (dBuV/m)	Margin (dB)	Limit (dBuV/m)	Detector Type
1	2310.000	11.014	22.505	33.520	-20.480	54.000	AVERAGE
2	2390.000	11.544	22.213	33.757	-20.243	54.000	AVERAGE
3	* 2461.200	12.022	101.210	113.232	59.232	54.000	AVERAGE
4	2483.480	12.172	34.601	46.773	-7.227	54.000	AVERAGE
5	2483.500	12.172	34.491	46.663	-7.337	54.000	AVERAGE
6	2500.000	12.274	26.312	38.587	-15.413	54.000	AVERAGE

Note:

1. All readings above 1GHz are performed with peak and/or average measurements as necessary.
2. Peak measurements: RBW = 1MHz, VBW = 3 MHz, Sweep: Auto.
3. Average measurements: RBW = 1MHz, VBW = 10 Hz, Sweep: Auto.
4. “ * ”, means this data is the worst emission level.
5. Measurement Level = Reading Level + Correct Factor.
6. The average measurement was not performed when the peak measured data under the limit of average detection.

Site : DEKRA Taiwan CB2-H	Time : 2017/10/31
Limit : FCC_SpartC_15.209_03M_PK	Margin : 6
Probe : CB2_FCC_EFS_B091_1-18GHz_3M_0117 - VERTICAL	Power : AC 120V/60Hz
EUT : Verizon Mesh Router	Note : Mode 1: Transmit_CDD Mode_ 802.11b_2462MHz

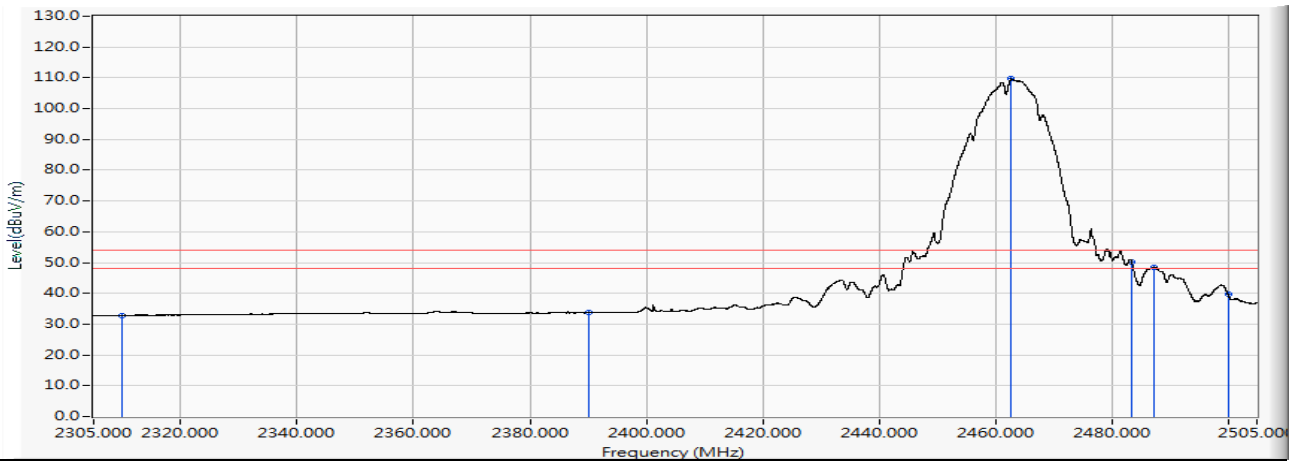


	Frequency (MHz)	Correct Factor (dB)	Reading Level (dBuV)	Measure Level (dBuV/m)	Margin (dB)	Limit (dBuV/m)	Detector Type
1	2310.000	11.014	32.777	43.792	-30.208	74.000	PEAK
2	2390.000	11.544	33.390	44.934	-29.066	74.000	PEAK
3	* 2463.380	12.037	102.050	114.087	40.087	74.000	PEAK
4	2483.500	12.172	43.063	55.235	-18.765	74.000	PEAK
5	2487.960	12.202	47.573	59.775	-14.225	74.000	PEAK
6	2500.000	12.274	37.505	49.780	-24.220	74.000	PEAK

Note:

1. All readings above 1GHz are performed with peak and/or average measurements as necessary.
2. Peak measurements: RBW = 1MHz, VBW = 3 MHz, Sweep: Auto.
3. Average measurements: RBW = 1MHz, VBW = 10 Hz, Sweep: Auto.
4. “ * ”, means this data is the worst emission level.
5. Measurement Level = Reading Level + Correct Factor.
6. The average measurement was not performed when the peak measured data under the limit of average detection.

Site : DEKRA Taiwan CB2-H	Time : 2017/10/31
Limit : FCC_SpartC_15.209_03M_AV	Margin : 6
Probe : CB2_FCC_EFS_B091_1-18GHz_3M_0117 - VERTICAL	Power : AC 120V/60Hz
EUT : Verizon Mesh Router	Note : Mode 1: Transmit_CDD Mode_ 802.11b_2462MHz

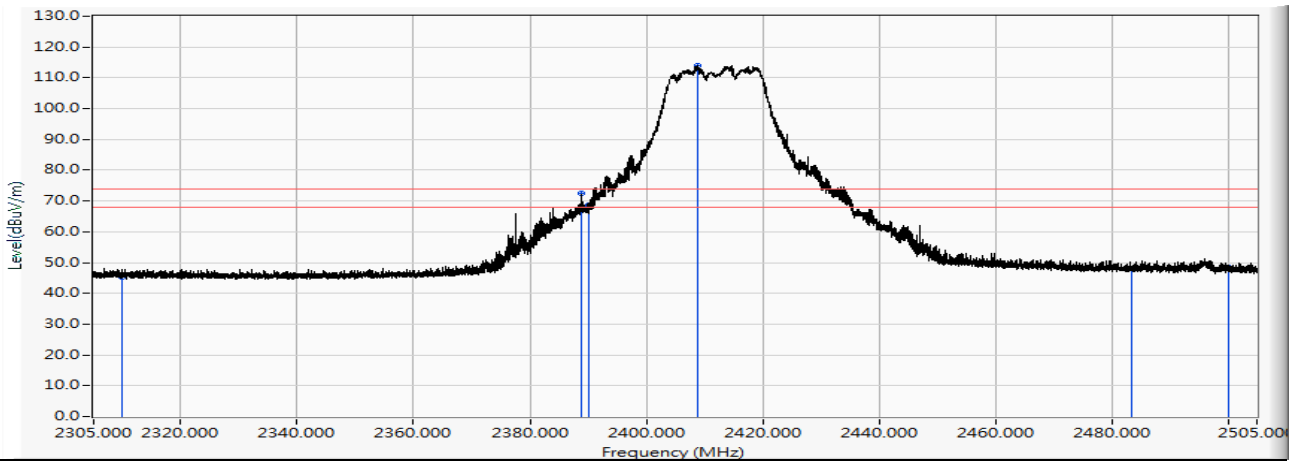


	Frequency (MHz)	Correct Factor (dB)	Reading Level (dBuV)	Measure Level (dBuV/m)	Margin (dB)	Limit (dBuV/m)	Detector Type
1	2310.000	11.014	21.885	32.900	-21.100	54.000	AVERAGE
2	2390.000	11.544	22.132	33.676	-20.324	54.000	AVERAGE
3	* 2462.740	12.033	97.579	109.612	55.612	54.000	AVERAGE
4	2483.500	12.172	37.948	50.120	-3.880	54.000	AVERAGE
5	2487.180	12.197	36.377	48.574	-5.426	54.000	AVERAGE
6	2500.000	12.274	27.460	39.735	-14.265	54.000	AVERAGE

Note:

1. All readings above 1GHz are performed with peak and/or average measurements as necessary.
2. Peak measurements: RBW = 1MHz, VBW = 3 MHz, Sweep: Auto.
3. Average measurements: RBW = 1MHz, VBW = 10 Hz, Sweep: Auto.
4. “ * ”, means this data is the worst emission level.
5. Measurement Level = Reading Level + Correct Factor.
6. The average measurement was not performed when the peak measured data under the limit of average detection.

Site : DEKRA Taiwan CB2-H	Time : 2017/10/31
Limit : FCC_SpartC_15.209_03M_PK	Margin : 6
Probe : CB2_FCC_EFS_B091_1-18GHz_3M_0117 - HORIZONTAL	Power : AC 120V/60Hz
EUT : Verizon Mesh Router	Note : Mode 1: Transmit_CDD Mode_ 802.11g_ 2412MHz

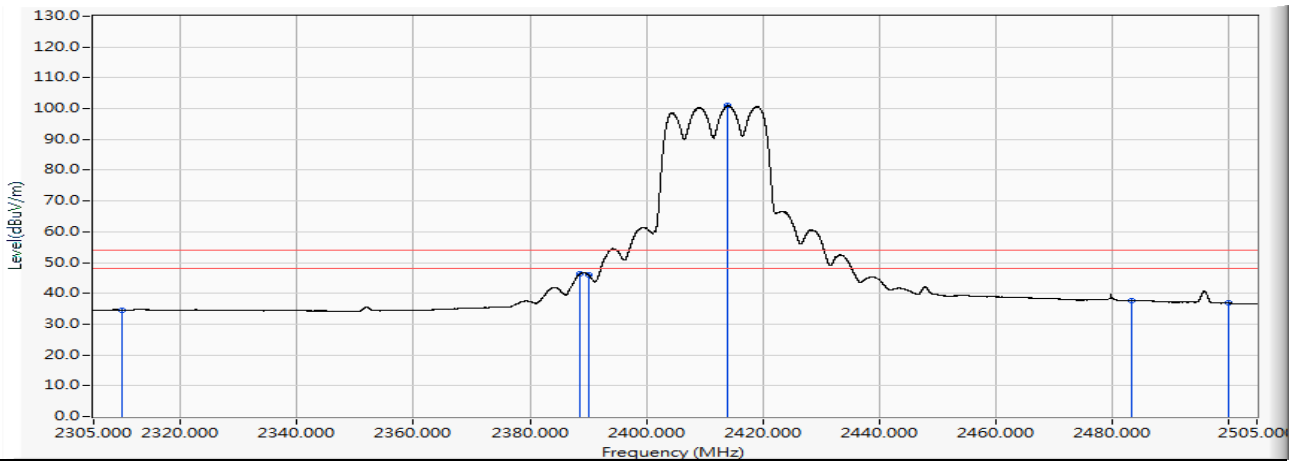


	Frequency (MHz)	Correct Factor (dB)	Reading Level (dBuV)	Measure Level (dBuV/m)	Margin (dB)	Limit (dBuV/m)	Detector Type
1	2310.000	11.014	34.382	45.397	-28.603	74.000	PEAK
2	2388.840	11.536	60.951	72.487	-1.513	74.000	PEAK
3	2390.000	11.544	57.053	68.597	-5.403	74.000	PEAK
4	* 2408.840	11.671	102.340	114.010	40.010	74.000	PEAK
5	2483.500	12.172	35.818	47.990	-26.010	74.000	PEAK
6	2500.000	12.274	36.244	48.519	-25.481	74.000	PEAK

Note:

1. All readings above 1GHz are performed with peak and/or average measurements as necessary.
2. Peak measurements: RBW = 1MHz, VBW = 3 MHz, Sweep: Auto.
3. Average measurements: RBW = 1MHz, VBW = 10 Hz, Sweep: Auto.
4. “ * ”, means this data is the worst emission level.
5. Measurement Level = Reading Level + Correct Factor.
6. The average measurement was not performed when the peak measured data under the limit of average detection.

Site : DEKRA Taiwan CB2-H	Time : 2017/10/31
Limit : FCC_SpartC_15.209_03M_AV	Margin : 6
Probe : CB2_FCC_EFS_B091_1-18GHz_3M_0117 - HORIZONTAL	Power : AC 120V/60Hz
EUT : Verizon Mesh Router	Note : Mode 1: Transmit_CDD Mode_ 802.11g_ 2412MHz

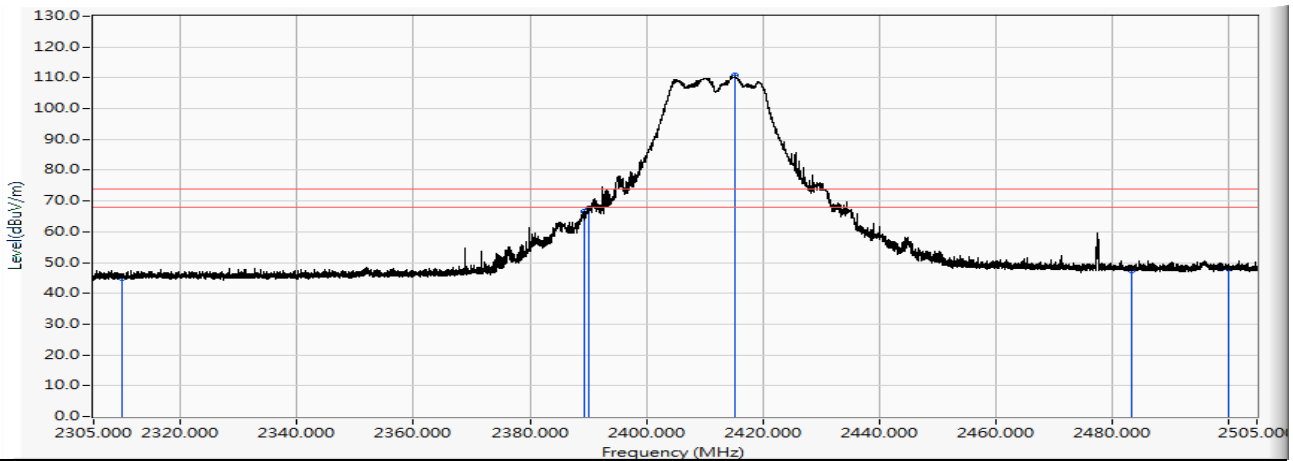


	Frequency (MHz)	Correct Factor (dB)	Reading Level (dBuV)	Measure Level (dBuV/m)	Margin (dB)	Limit (dBuV/m)	Detector Type
1	2310.000	11.014	23.538	34.553	-19.447	54.000	AVERAGE
2	2388.580	11.535	34.803	46.337	-7.663	54.000	AVERAGE
3	2390.000	11.544	34.629	46.173	-7.827	54.000	AVERAGE
4	* 2414.100	11.706	89.214	100.920	46.920	54.000	AVERAGE
5	2483.500	12.172	25.562	37.734	-16.266	54.000	AVERAGE
6	2500.000	12.274	24.553	36.828	-17.172	54.000	AVERAGE

Note:

1. All readings above 1GHz are performed with peak and/or average measurements as necessary.
2. Peak measurements: RBW = 1MHz, VBW = 3 MHz, Sweep: Auto.
3. Average measurements: RBW = 1MHz, VBW = 10 Hz, Sweep: Auto.
4. “ * ”, means this data is the worst emission level.
5. Measurement Level = Reading Level + Correct Factor.
6. The average measurement was not performed when the peak measured data under the limit of average detection.

Site : DEKRA Taiwan CB2-H	Time : 2017/10/31
Limit : FCC_SpartC_15.209_03M_PK	Margin : 6
Probe : CB2_FCC_EFS_B091_1-18GHz_3M_0117 - VERTICAL	Power : AC 120V/60Hz
EUT : Verizon Mesh Router	Note : Mode 1: Transmit_CDD Mode_ 802.11g_2412MHz

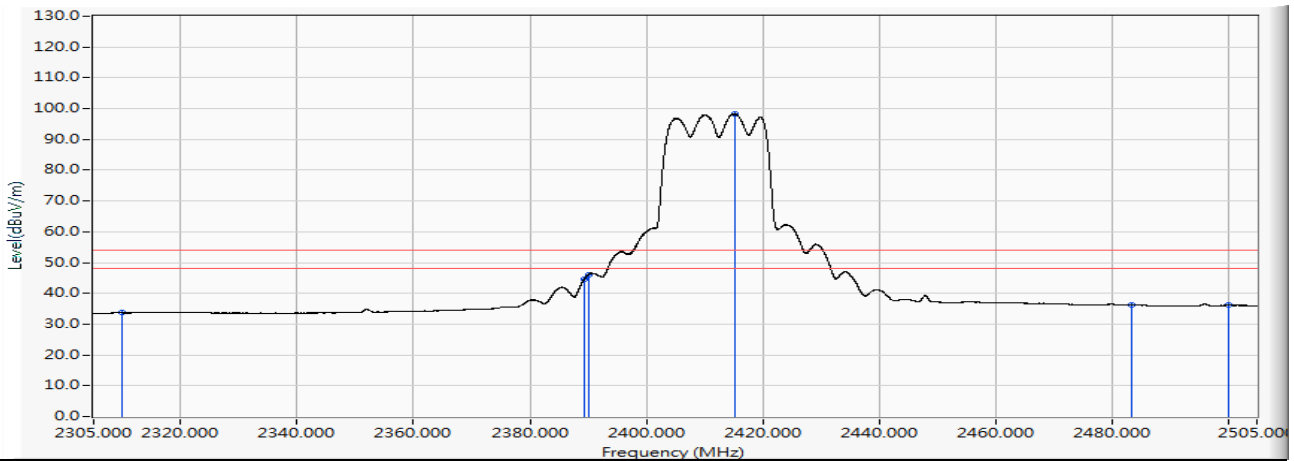


	Frequency (MHz)	Correct Factor (dB)	Reading Level (dBuV)	Measure Level (dBuV/m)	Margin (dB)	Limit (dBuV/m)	Detector Type
1	2310.000	11.014	34.058	45.073	-28.927	74.000	PEAK
2	2389.400	11.540	55.016	66.556	-7.444	74.000	PEAK
3	2390.000	11.544	56.186	67.730	-6.270	74.000	PEAK
4	* 2415.200	11.713	98.944	110.657	36.657	74.000	PEAK
5	2483.500	12.172	35.317	47.489	-26.511	74.000	PEAK
6	2500.000	12.274	35.931	48.206	-25.794	74.000	PEAK

Note:

1. All readings above 1GHz are performed with peak and/or average measurements as necessary.
2. Peak measurements: RBW = 1MHz, VBW = 3 MHz, Sweep: Auto.
3. Average measurements: RBW = 1MHz, VBW = 10 Hz, Sweep: Auto.
4. “ * ”, means this data is the worst emission level.
5. Measurement Level = Reading Level + Correct Factor.
6. The average measurement was not performed when the peak measured data under the limit of average detection.

Site : DEKRA Taiwan CB2-H	Time : 2017/10/31
Limit : FCC_SpartC_15.209_03M_AV	Margin : 6
Probe : CB2_FCC_EFS_B091_1-18GHz_3M_0117 - VERTICAL	Power : AC 120V/60Hz
EUT : Verizon Mesh Router	Note : Mode 1: Transmit_CDD Mode_ 802.11g_2412MHz

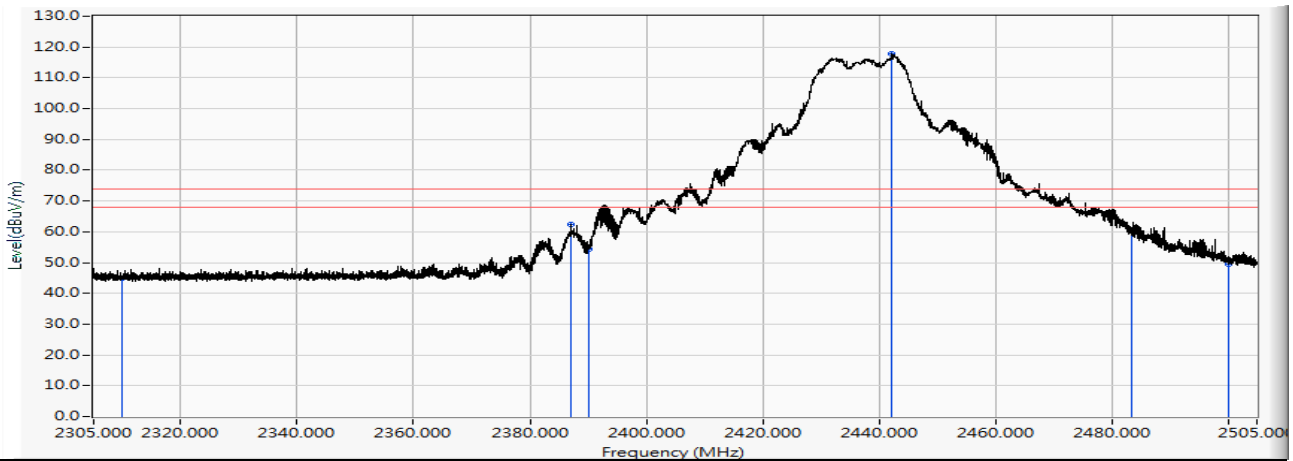


	Frequency (MHz)	Correct Factor (dB)	Reading Level (dBuV)	Measure Level (dBuV/m)	Margin (dB)	Limit (dBuV/m)	Detector Type
1	2310.000	11.014	22.626	33.641	-20.359	54.000	AVERAGE
2	2389.360	11.539	33.219	44.759	-9.241	54.000	AVERAGE
3	2390.000	11.544	34.473	46.017	-7.983	54.000	AVERAGE
4	* 2415.180	11.713	86.628	98.341	44.341	54.000	AVERAGE
5	2483.500	12.172	23.976	36.148	-17.852	54.000	AVERAGE
6	2500.000	12.274	23.863	36.138	-17.862	54.000	AVERAGE

Note:

1. All readings above 1GHz are performed with peak and/or average measurements as necessary.
2. Peak measurements: RBW = 1MHz, VBW = 3 MHz, Sweep: Auto.
3. Average measurements: RBW = 1MHz, VBW = 10 Hz, Sweep: Auto.
4. “ * ”, means this data is the worst emission level.
5. Measurement Level = Reading Level + Correct Factor.
6. The average measurement was not performed when the peak measured data under the limit of average detection.

Site : DEKRA Taiwan CB2-H	Time : 2017/10/31
Limit : FCC_SpartC_15.209_03M_PK	Margin : 6
Probe : CB2_FCC_EFS_B091_1-18GHz_3M_0117 - HORIZONTAL	Power : AC 120V/60Hz
EUT : Verizon Mesh Router	Note : Mode 1: Transmit_CDD Mode_ 802.11g_ 2437MHz

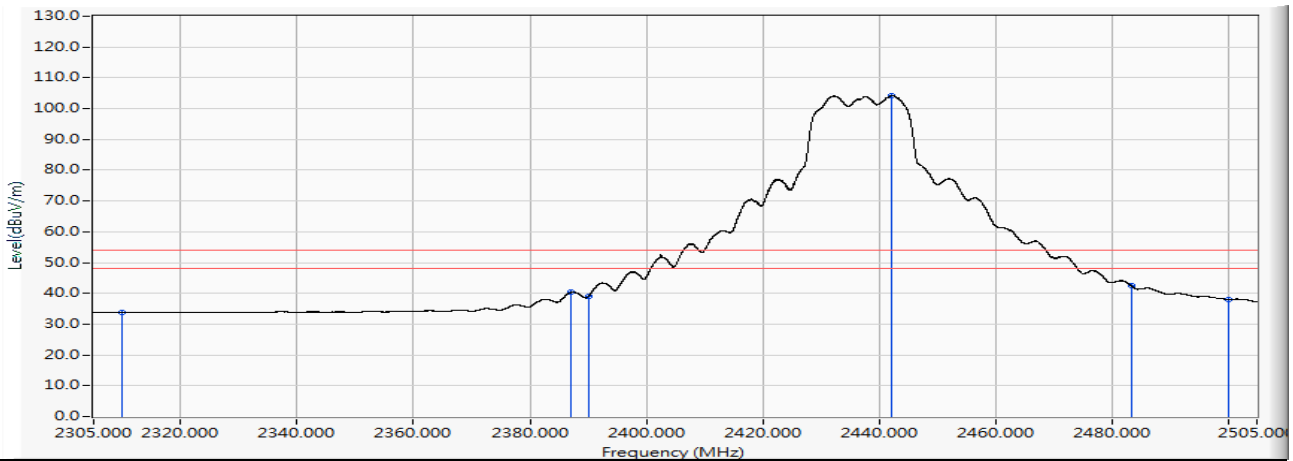


	Frequency (MHz)	Correct Factor (dB)	Reading Level (dBuV)	Measure Level (dBuV/m)	Margin (dB)	Limit (dBuV/m)	Detector Type
1	2310.000	11.014	33.985	45.000	-29.000	74.000	PEAK
2	2387.080	11.524	50.694	62.218	-11.782	74.000	PEAK
3	2390.000	11.544	42.776	54.320	-19.680	74.000	PEAK
4	* 2442.280	11.895	105.913	117.808	43.808	74.000	PEAK
5	2483.500	12.172	48.380	60.552	-13.448	74.000	PEAK
6	2500.000	12.274	37.332	49.607	-24.393	74.000	PEAK

Note:

1. All readings above 1GHz are performed with peak and/or average measurements as necessary.
2. Peak measurements: RBW = 1MHz, VBW = 3 MHz, Sweep: Auto.
3. Average measurements: RBW = 1MHz, VBW = 10 Hz, Sweep: Auto.
4. “ * ”, means this data is the worst emission level.
5. Measurement Level = Reading Level + Correct Factor.
6. The average measurement was not performed when the peak measured data under the limit of average detection.

Site : DEKRA Taiwan CB2-H	Time : 2017/10/31
Limit : FCC_SpartC_15.209_03M_AV	Margin : 6
Probe : CB2_FCC_EFS_B091_1-18GHz_3M_0117 - HORIZONTAL	Power : AC 120V/60Hz
EUT : Verizon Mesh Router	Note : Mode 1: Transmit_CDD Mode_ 802.11g_ 2437MHz

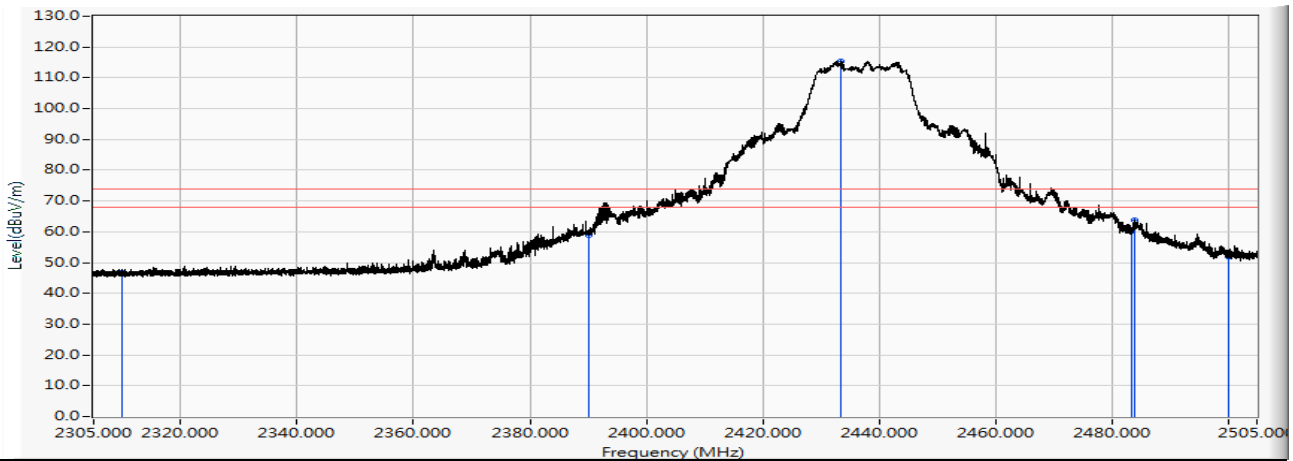


	Frequency (MHz)	Correct Factor (dB)	Reading Level (dBuV)	Measure Level (dBuV/m)	Margin (dB)	Limit (dBuV/m)	Detector Type
1	2310.000	11.014	22.742	33.757	-20.243	54.000	AVERAGE
2	2387.080	11.524	28.835	40.359	-13.641	54.000	AVERAGE
3	2390.000	11.544	27.366	38.910	-15.090	54.000	AVERAGE
4	* 2442.280	11.895	92.354	104.249	50.249	54.000	AVERAGE
5	2483.500	12.172	30.246	42.418	-11.582	54.000	AVERAGE
6	2500.000	12.274	25.771	38.046	-15.954	54.000	AVERAGE

Note:

1. All readings above 1GHz are performed with peak and/or average measurements as necessary.
2. Peak measurements: RBW = 1MHz, VBW = 3 MHz, Sweep: Auto.
3. Average measurements: RBW = 1MHz, VBW = 10 Hz, Sweep: Auto.
4. " * ", means this data is the worst emission level.
5. Measurement Level = Reading Level + Correct Factor.
6. The average measurement was not performed when the peak measured data under the limit of average detection.

Site : DEKRA Taiwan CB2-H	Time : 2017/10/31
Limit : FCC_SpartC_15.209_03M_PK	Margin : 6
Probe : CB2_FCC_EFS_B091_1-18GHz_3M_0117 - VERTICAL	Power : AC 120V/60Hz
EUT : Verizon Mesh Router	Note : Mode 1: Transmit_CDD Mode_ 802.11g_ 2437MHz

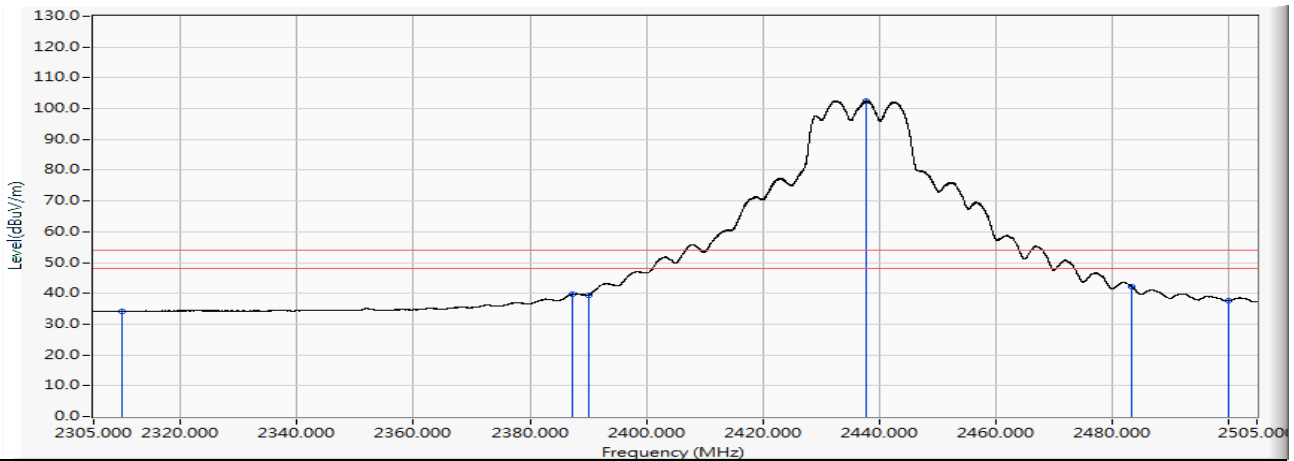


	Frequency (MHz)	Correct Factor (dB)	Reading Level (dBuV)	Measure Level (dBuV/m)	Margin (dB)	Limit (dBuV/m)	Detector Type
1	2310.000	11.014	35.629	46.644	-27.356	74.000	PEAK
2	2390.000	11.544	47.248	58.792	-15.208	74.000	PEAK
3	* 2433.580	11.837	103.534	115.371	41.371	74.000	PEAK
4	2483.500	12.172	48.263	60.435	-13.565	74.000	PEAK
5	2484.020	12.175	51.613	63.789	-10.211	74.000	PEAK
6	2500.000	12.274	39.611	51.886	-22.114	74.000	PEAK

Note:

1. All readings above 1GHz are performed with peak and/or average measurements as necessary.
2. Peak measurements: RBW = 1MHz, VBW = 3 MHz, Sweep: Auto.
3. Average measurements: RBW = 1MHz, VBW = 10 Hz, Sweep: Auto.
4. “ * ”, means this data is the worst emission level.
5. Measurement Level = Reading Level + Correct Factor.
6. The average measurement was not performed when the peak measured data under the limit of average detection.

Site : DEKRA Taiwan CB2-H	Time : 2017/10/31
Limit : FCC_SpartC_15.209_03M_AV	Margin : 6
Probe : CB2_FCC_EFS_B091_1-18GHz_3M_0117 - VERTICAL	Power : AC 120V/60Hz
EUT : Verizon Mesh Router	Note : Mode 1: Transmit_CDD Mode_ 802.11g_ 2437MHz

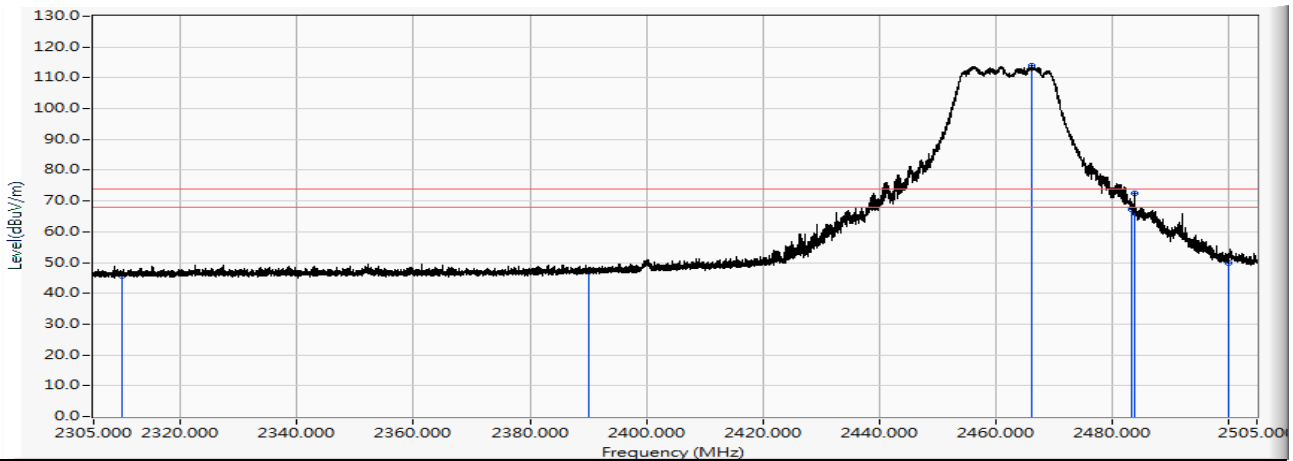


	Frequency (MHz)	Correct Factor (dB)	Reading Level (dBuV)	Measure Level (dBuV/m)	Margin (dB)	Limit (dBuV/m)	Detector Type
1	2310.000	11.014	23.144	34.159	-19.841	54.000	AVERAGE
2	2387.420	11.527	28.297	39.824	-14.176	54.000	AVERAGE
3	2390.000	11.544	27.901	39.445	-14.555	54.000	AVERAGE
4	* 2437.840	11.865	90.760	102.625	48.625	54.000	AVERAGE
5	2483.500	12.172	30.038	42.210	-11.790	54.000	AVERAGE
6	2500.000	12.274	25.264	37.539	-16.461	54.000	AVERAGE

Note:

1. All readings above 1GHz are performed with peak and/or average measurements as necessary.
2. Peak measurements: RBW = 1MHz, VBW = 3 MHz, Sweep: Auto.
3. Average measurements: RBW = 1MHz, VBW = 10 Hz, Sweep: Auto.
4. “ * ”, means this data is the worst emission level.
5. Measurement Level = Reading Level + Correct Factor.
6. The average measurement was not performed when the peak measured data under the limit of average detection.

Site : DEKRA Taiwan CB2-H	Time : 2017/10/31
Limit : FCC_SpartC_15.209_03M_PK	Margin : 6
Probe : CB2_FCC_EFS_B091_1-18GHz_3M_0117 - HORIZONTAL	Power : AC 120V/60Hz
EUT : Verizon Mesh Router	Note : Mode 1: Transmit_CDD Mode_ 802.11g_2462MHz

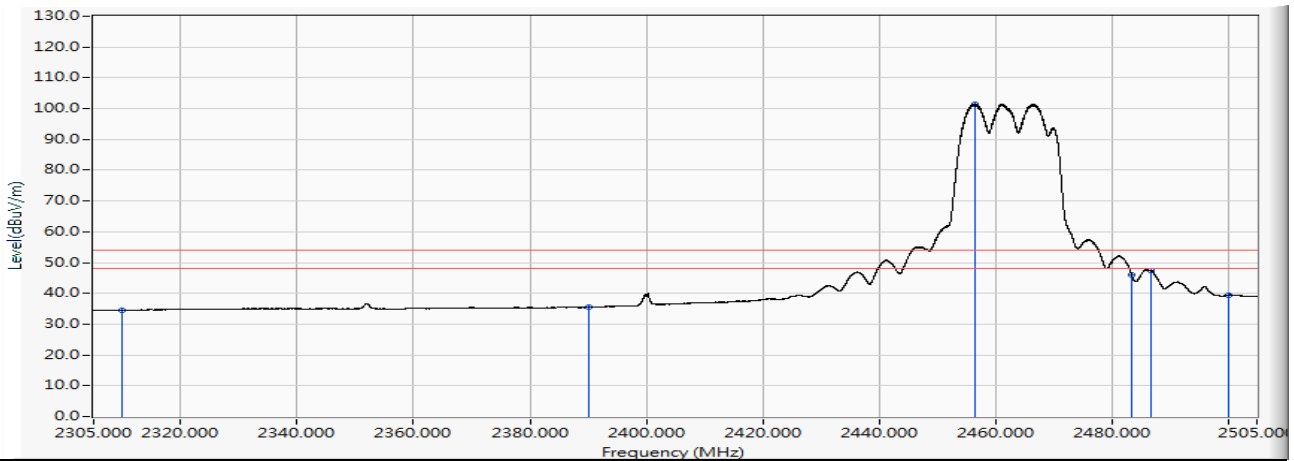


	Frequency (MHz)	Correct Factor (dB)	Reading Level (dBuV)	Measure Level (dBuV/m)	Margin (dB)	Limit (dBuV/m)	Detector Type
1	2310.000	11.014	34.771	45.786	-28.214	74.000	PEAK
2	2390.000	11.544	35.428	46.972	-27.028	74.000	PEAK
3	* 2466.300	12.057	101.928	113.985	39.985	74.000	PEAK
4	2483.500	12.172	55.222	67.394	-6.606	74.000	PEAK
5	2483.900	12.175	60.378	72.553	-1.447	74.000	PEAK
6	2500.000	12.274	37.701	49.976	-24.024	74.000	PEAK

Note:

1. All readings above 1GHz are performed with peak and/or average measurements as necessary.
2. Peak measurements: RBW = 1MHz, VBW = 3 MHz, Sweep: Auto.
3. Average measurements: RBW = 1MHz, VBW = 10 Hz, Sweep: Auto.
4. “ * ”, means this data is the worst emission level.
5. Measurement Level = Reading Level + Correct Factor.
6. The average measurement was not performed when the peak measured data under the limit of average detection.

Site : DEKRA Taiwan CB2-H	Time : 2017/10/31
Limit : FCC_SpartC_15.209_03M_AV	Margin : 6
Probe : CB2_FCC_EFS_B091_1-18GHz_3M_0117 - HORIZONTAL	Power : AC 120V/60Hz
EUT : Verizon Mesh Router	Note : Mode 1: Transmit_CDD Mode_ 802.11g_ 2462MHz

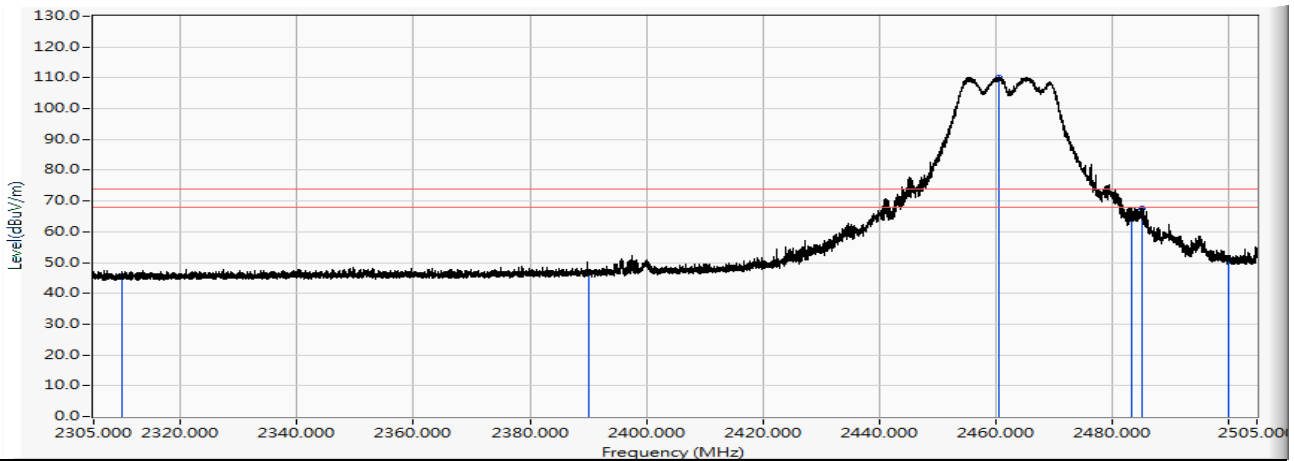


	Frequency (MHz)	Correct Factor (dB)	Reading Level (dBuV)	Measure Level (dBuV/m)	Margin (dB)	Limit (dBuV/m)	Detector Type
1	2310.000	11.014	23.599	34.614	-19.386	54.000	AVERAGE
2	2390.000	11.544	23.982	35.526	-18.474	54.000	AVERAGE
3	* 2456.500	11.990	89.592	101.583	47.583	54.000	AVERAGE
4	2483.500	12.172	33.887	46.059	-7.941	54.000	AVERAGE
5	2486.820	12.194	35.209	47.403	-6.567	54.000	AVERAGE
6	2500.000	12.274	27.236	39.511	-14.489	54.000	AVERAGE

Note:

1. All readings above 1GHz are performed with peak and/or average measurements as necessary.
2. Peak measurements: RBW = 1MHz, VBW = 3 MHz, Sweep: Auto.
3. Average measurements: RBW = 1MHz, VBW = 10 Hz, Sweep: Auto.
4. “ * ”, means this data is the worst emission level.
5. Measurement Level = Reading Level + Correct Factor.
6. The average measurement was not performed when the peak measured data under the limit of average detection.

Site : DEKRA Taiwan CB2-H	Time : 2017/10/31
Limit : FCC_SpartC_15.209_03M_PK	Margin : 6
Probe : CB2_FCC_EFS_B091_1-18GHz_3M_0117 - VERTICAL	Power : AC 120V/60Hz
EUT : Verizon Mesh Router	Note : Mode 1: Transmit_CDD Mode_ 802.11g_ 2462MHz

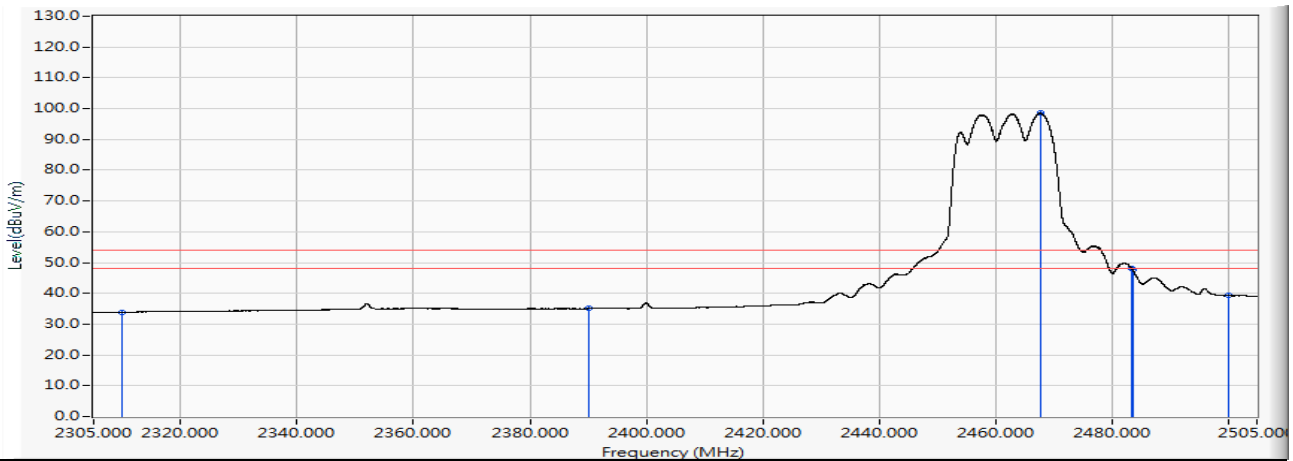


	Frequency (MHz)	Correct Factor (dB)	Reading Level (dBuV)	Measure Level (dBuV/m)	Margin (dB)	Limit (dBuV/m)	Detector Type
1	2310.000	11.014	34.648	45.663	-28.337	74.000	PEAK
2	2390.000	11.544	35.225	46.769	-27.231	74.000	PEAK
3	* 2460.540	12.018	98.249	110.267	36.267	74.000	PEAK
4	2483.500	12.172	53.221	65.393	-8.607	74.000	PEAK
5	2485.180	12.183	55.424	67.607	-6.393	74.000	PEAK
6	2500.000	12.274	39.023	51.298	-22.702	74.000	PEAK

Note:

1. All readings above 1GHz are performed with peak and/or average measurements as necessary.
2. Peak measurements: RBW = 1MHz, VBW = 3 MHz, Sweep: Auto.
3. Average measurements: RBW = 1MHz, VBW = 10 Hz, Sweep: Auto.
4. “ * ”, means this data is the worst emission level.
5. Measurement Level = Reading Level + Correct Factor.
6. The average measurement was not performed when the peak measured data under the limit of average detection.

Site : DEKRA Taiwan CB2-H	Time : 2017/10/31
Limit : FCC_SpartC_15.209_03M_AV	Margin : 6
Probe : CB2_FCC_EFS_B091_1-18GHz_3M_0117 - VERTICAL	Power : AC 120V/60Hz
EUT : Verizon Mesh Router	Note : Mode 1: Transmit_CDD Mode_ 802.11g_2462MHz

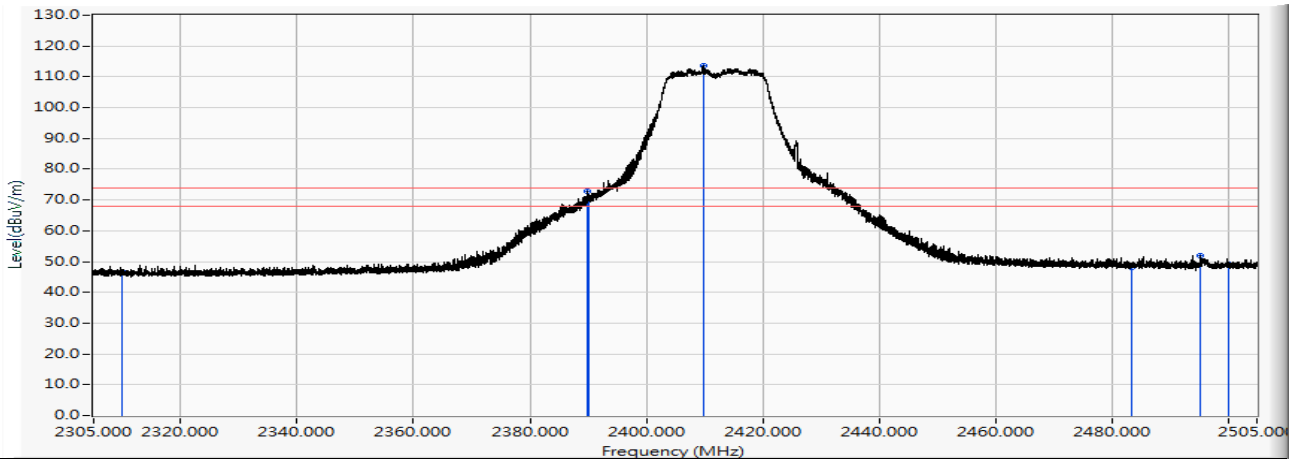


	Frequency (MHz)	Correct Factor (dB)	Reading Level (dBuV)	Measure Level (dBuV/m)	Margin (dB)	Limit (dBuV/m)	Detector Type
1	2310.000	11.014	22.849	33.864	-20.136	54.000	AVERAGE
2	2390.000	11.544	23.528	35.072	-18.928	54.000	AVERAGE
3	* 2467.760	12.067	86.407	98.474	44.474	54.000	AVERAGE
4	2483.500	12.172	35.841	48.013	-5.987	54.000	AVERAGE
5	2483.600	12.172	35.555	47.728	-6.272	54.000	AVERAGE
6	2500.000	12.274	27.089	39.364	-14.636	54.000	AVERAGE

Note:

1. All readings above 1GHz are performed with peak and/or average measurements as necessary.
2. Peak measurements: RBW = 1MHz, VBW = 3 MHz, Sweep: Auto.
3. Average measurements: RBW = 1MHz, VBW = 10 Hz, Sweep: Auto.
4. “ * ”, means this data is the worst emission level.
5. Measurement Level = Reading Level + Correct Factor.
6. The average measurement was not performed when the peak measured data under the limit of average detection.

Site : DEKRA Taiwan CB2-H	Time : 2017/10/31
Limit : FCC_SpartC_15.209_03M_PK	Margin : 6
Probe : CB2_FCC_EFS_B091_1-18GHz_3M_0117 - HORIZONTAL	Power : AC 120V/60Hz
EUT : Verizon Mesh Router	Note : Mode 2: Transmit_MIMO Mode_802.11n(20M)_2412MHz

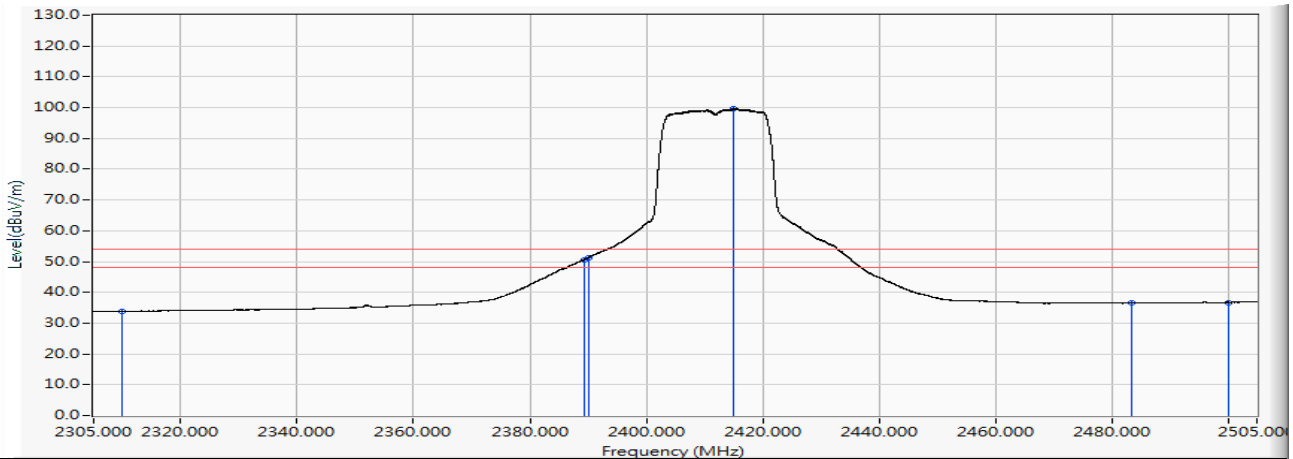


	Frequency (MHz)	Correct Factor (dB)	Reading Level (dBuV)	Measure Level (dBuV/m)	Margin (dB)	Limit (dBuV/m)	Detector Type
1	2310.000	11.014	35.724	46.739	-27.261	74.000	PEAK
2	2389.980	11.543	61.156	72.700	-1.300	74.000	PEAK
3	2390.000	11.544	58.660	70.204	-3.796	74.000	PEAK
4	* 2409.900	11.678	102.078	113.755	39.755	74.000	PEAK
5	2483.500	12.172	36.087	48.259	-25.741	74.000	PEAK
6	2495.220	12.250	39.794	52.044	-21.956	74.000	PEAK
7	2500.000	12.274	36.748	49.023	-24.977	74.000	PEAK

Note:

1. All readings above 1GHz are performed with peak and/or average measurements as necessary.
2. Peak measurements: RBW = 1MHz, VBW = 3 MHz, Sweep: Auto.
3. Average measurements: RBW = 1MHz, VBW = 10 Hz, Sweep: Auto.
4. “ * ”, means this data is the worst emission level.
5. Measurement Level = Reading Level + Correct Factor.
6. The average measurement was not performed when the peak measured data under the limit of average detection.

Site : DEKRA Taiwan CB2-H	Time : 2017/10/31
Limit : FCC_SpartC_15.209_03M_AV	Margin : 6
Probe : CB2_FCC_EFS_B091_1-18GHz_3M_0117 - HORIZONTAL	Power : AC 120V/60Hz
EUT : Verizon Mesh Router	Note : Mode 2: Transmit_MIMO Mode_802.11n(20M)_2412MHz

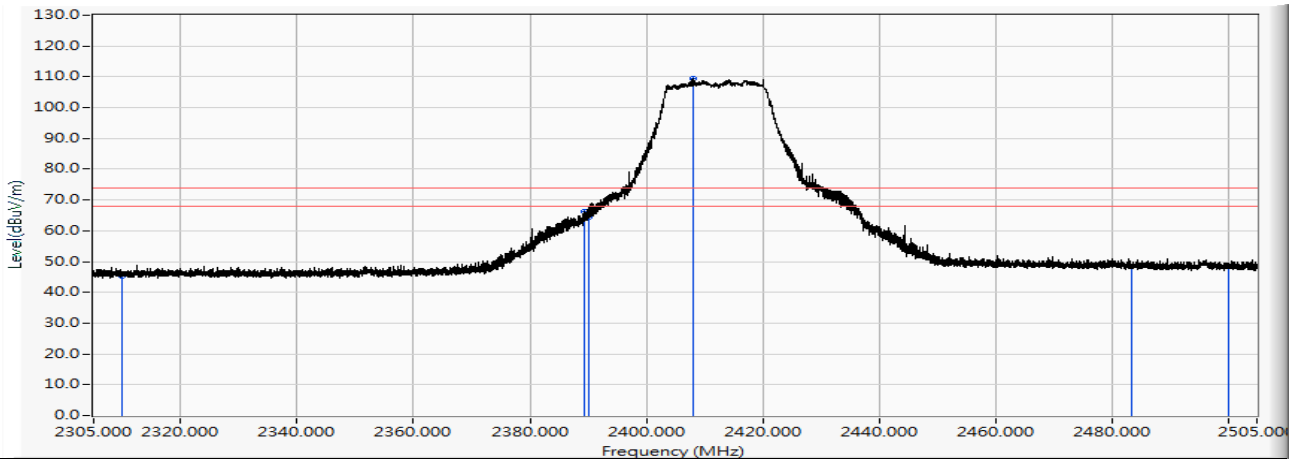


	Frequency (MHz)	Correct Factor (dB)	Reading Level (dBuV)	Measure Level (dBuV/m)	Margin (dB)	Limit (dBuV/m)	Detector Type
1	2310.000	11.014	22.789	33.804	-20.196	54.000	AVERAGE
2	2389.240	11.538	38.996	50.535	-3.465	54.000	AVERAGE
3	2390.000	11.544	39.769	51.313	-2.687	54.000	AVERAGE
4	* 2415.060	11.712	87.855	99.567	45.567	54.000	AVERAGE
5	2483.500	12.172	24.415	36.587	-17.413	54.000	AVERAGE
6	2500.000	12.274	24.475	36.750	-17.250	54.000	AVERAGE

Note:

1. All readings above 1GHz are performed with peak and/or average measurements as necessary.
2. Peak measurements: RBW = 1MHz, VBW = 3 MHz, Sweep: Auto.
3. Average measurements: RBW = 1MHz, VBW = 10 Hz, Sweep: Auto.
4. “ * ”, means this data is the worst emission level.
5. Measurement Level = Reading Level + Correct Factor.
6. The average measurement was not performed when the peak measured data under the limit of average detection.

Site : DEKRA Taiwan CB2-H	Time : 2017/10/31
Limit : FCC_SpartC_15.209_03M_PK	Margin : 6
Probe : CB2_FCC_EFS_B091_1-18GHz_3M_0117 - VERTICAL	Power : AC 120V/60Hz
EUT : Verizon Mesh Router	Note : Mode 2: Transmit_MIMO Mode_ 802.11n(20M)_2412MHz

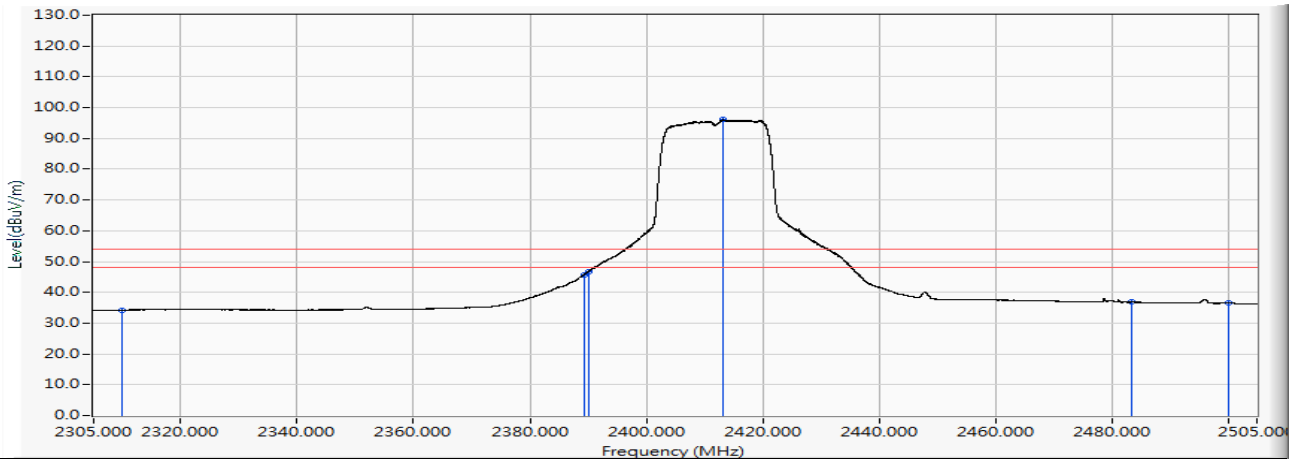


	Frequency (MHz)	Correct Factor (dB)	Reading Level (dBuV)	Measure Level (dBuV/m)	Margin (dB)	Limit (dBuV/m)	Detector Type
1	2310.000	11.014	34.288	45.303	-28.697	74.000	PEAK
2	2389.360	11.539	54.537	66.077	-7.923	74.000	PEAK
3	2390.000	11.544	52.881	64.425	-9.575	74.000	PEAK
4	* 2407.960	11.665	97.777	109.441	35.441	74.000	PEAK
5	2483.500	12.172	36.121	48.293	-25.707	74.000	PEAK
6	2500.000	12.274	36.121	48.396	-25.604	74.000	PEAK

Note:

1. All readings above 1GHz are performed with peak and/or average measurements as necessary.
2. Peak measurements: RBW = 1MHz, VBW = 3 MHz, Sweep: Auto.
3. Average measurements: RBW = 1MHz, VBW = 10 Hz, Sweep: Auto.
4. “ * ”, means this data is the worst emission level.
5. Measurement Level = Reading Level + Correct Factor.
6. The average measurement was not performed when the peak measured data under the limit of average detection.

Site : DEKRA Taiwan CB2-H	Time : 2017/10/31
Limit : FCC_SpartC_15.209_03M_AV	Margin : 6
Probe : CB2_FCC_EFS_B091_1-18GHz_3M_0117 - VERTICAL	Power : AC 120V/60Hz
EUT : Verizon Mesh Router	Note : Mode 2: Transmit_MIMO Mode_ 802.11n(20M)_2412MHz

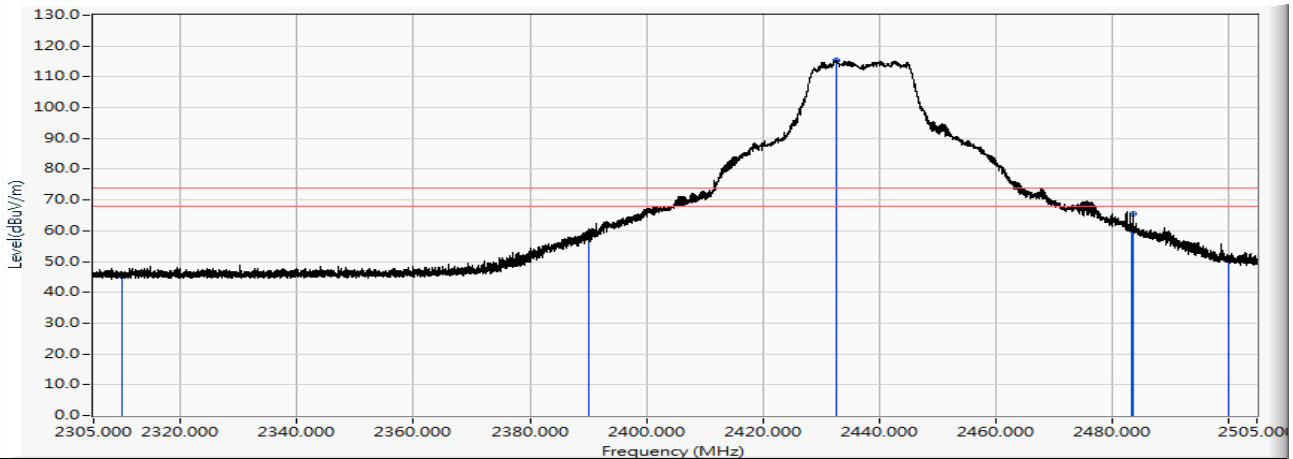


	Frequency (MHz)	Correct Factor (dB)	Reading Level (dBuV)	Measure Level (dBuV/m)	Margin (dB)	Limit (dBuV/m)	Detector Type
1	2310.000	11.014	23.264	34.279	-19.721	54.000	AVERAGE
2	2389.320	11.539	34.259	45.798	-8.202	54.000	AVERAGE
3	2390.000	11.544	35.052	46.566	-7.404	54.000	AVERAGE
4	* 2413.240	11.700	84.339	96.039	42.039	54.000	AVERAGE
5	2483.500	12.172	24.648	36.820	-17.180	54.000	AVERAGE
6	2500.000	12.274	24.281	36.556	-17.444	54.000	AVERAGE

Note:

1. All readings above 1GHz are performed with peak and/or average measurements as necessary.
2. Peak measurements: RBW = 1MHz, VBW = 3 MHz, Sweep: Auto.
3. Average measurements: RBW = 1MHz, VBW = 10 Hz, Sweep: Auto.
4. “ * ”, means this data is the worst emission level.
5. Measurement Level = Reading Level + Correct Factor.
6. The average measurement was not performed when the peak measured data under the limit of average detection.

Site : DEKRA Taiwan CB2-H	Time : 2017/10/31
Limit : FCC_SpartC_15.209_03M_PK	Margin : 6
Probe : CB2_FCC_EFS_B091_1-18GHz_3M_0117 - HORIZONTAL	Power : AC 120V/60Hz
EUT : Verizon Mesh Router	Note : Mode 2: Transmit_MIMO Mode_802.11n(20M)_2437MHz

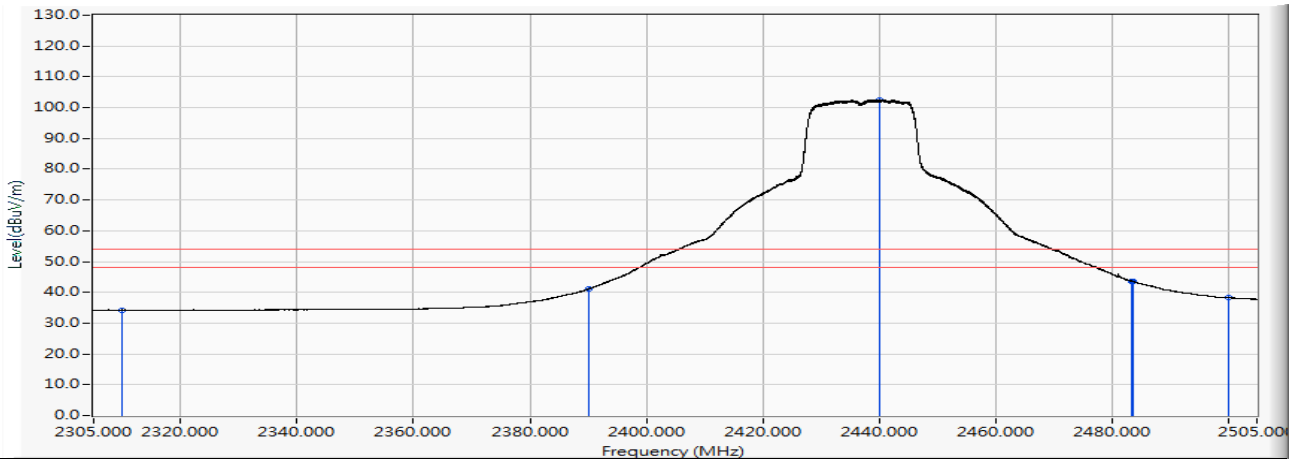


	Frequency (MHz)	Correct Factor (dB)	Reading Level (dBuV)	Measure Level (dBuV/m)	Margin (dB)	Limit (dBuV/m)	Detector Type
1	2310.000	11.014	34.427	45.442	-28.558	74.000	PEAK
2	2390.000	11.544	46.822	58.366	-15.634	74.000	PEAK
3	* 2432.700	11.831	103.521	115.352	41.352	74.000	PEAK
4	2483.500	12.172	47.961	60.133	-13.867	74.000	PEAK
5	2483.820	12.175	53.514	65.688	-8.312	74.000	PEAK
6	2500.000	12.274	38.357	50.632	-23.368	74.000	PEAK

Note:

1. All readings above 1GHz are performed with peak and/or average measurements as necessary.
2. Peak measurements: RBW = 1MHz, VBW = 3 MHz, Sweep: Auto.
3. Average measurements: RBW = 1MHz, VBW = 10 Hz, Sweep: Auto.
4. “ * ”, means this data is the worst emission level.
5. Measurement Level = Reading Level + Correct Factor.
6. The average measurement was not performed when the peak measured data under the limit of average detection.

Site : DEKRA Taiwan CB2-H	Time : 2017/10/31
Limit : FCC_SpartC_15.209_03M_AV	Margin : 6
Probe : CB2_FCC_EFS_B091_1-18GHz_3M_0117 - HORIZONTAL	Power : AC 120V/60Hz
EUT : Verizon Mesh Router	Note : Mode 2: Transmit_MIMO Mode_802.11n(20M)_2437MHz

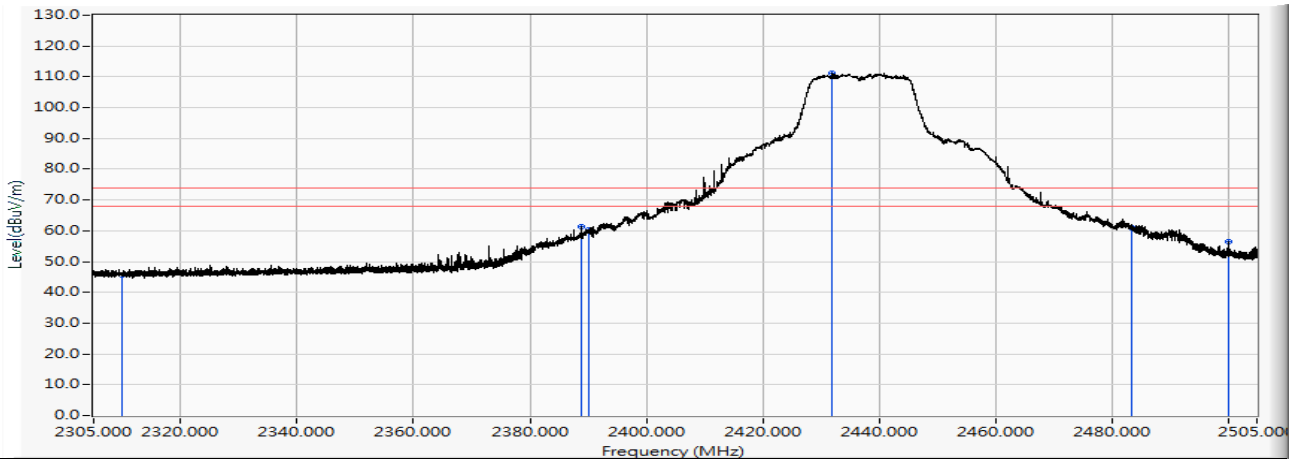


	Frequency (MHz)	Correct Factor (dB)	Reading Level (dBuV)	Measure Level (dBuV/m)	Margin (dB)	Limit (dBuV/m)	Detector Type
1	2310.000	11.014	23.300	34.315	-19.685	54.000	AVERAGE
2	2390.000	11.544	29.442	40.986	-13.014	54.000	AVERAGE
3	* 2440.000	11.880	90.698	102.578	48.578	54.000	AVERAGE
4	2483.500	12.172	31.477	43.649	-10.351	54.000	AVERAGE
5	2483.600	12.172	31.399	43.572	-10.428	54.000	AVERAGE
6	2500.000	12.274	25.999	38.274	-15.726	54.000	AVERAGE

Note:

1. All readings above 1GHz are performed with peak and/or average measurements as necessary.
2. Peak measurements: RBW = 1MHz, VBW = 3 MHz, Sweep: Auto.
3. Average measurements: RBW = 1MHz, VBW = 10 Hz, Sweep: Auto.
4. “ * ”, means this data is the worst emission level.
5. Measurement Level = Reading Level + Correct Factor.
6. The average measurement was not performed when the peak measured data under the limit of average detection.

Site : DEKRA Taiwan CB2-H	Time : 2017/10/31
Limit : FCC_SpartC_15.209_03M_PK	Margin : 6
Probe : CB2_FCC_EFS_B091_1-18GHz_3M_0117 - VERTICAL	Power : AC 120V/60Hz
EUT : Verizon Mesh Router	Note : Mode 2: Transmit_MIMO Mode_ 802.11n(20M)_2437MHz

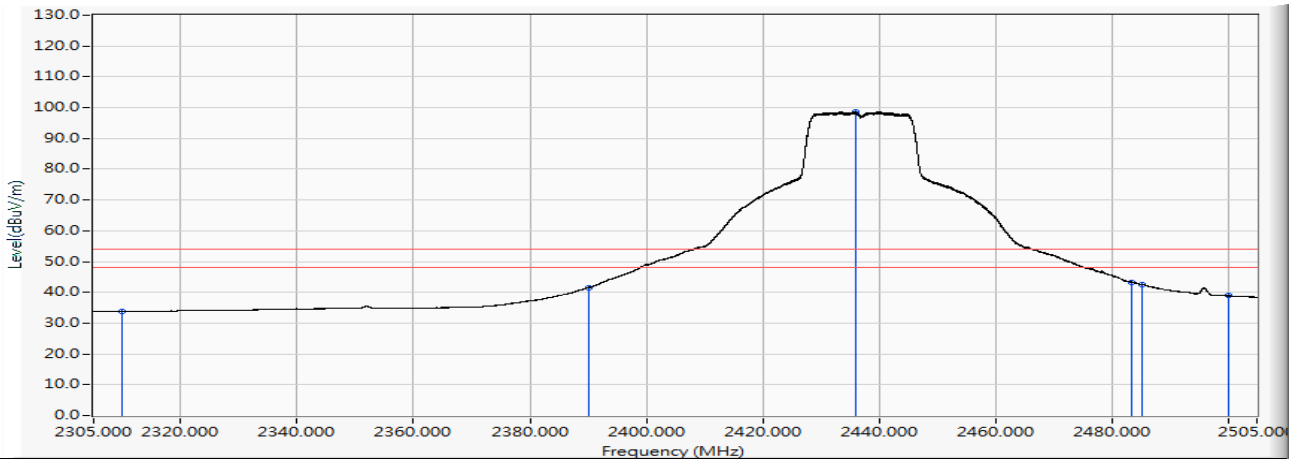


	Frequency (MHz)	Correct Factor (dB)	Reading Level (dBuV)	Measure Level (dBuV/m)	Margin (dB)	Limit (dBuV/m)	Detector Type
1	2310.000	11.014	34.602	45.617	-28.383	74.000	PEAK
2	2388.880	11.536	49.976	61.512	-12.488	74.000	PEAK
3	2390.000	11.544	48.691	60.235	-13.765	74.000	PEAK
4	* 2431.900	11.825	99.478	111.303	37.303	74.000	PEAK
5	2483.500	12.172	48.902	61.074	-12.926	74.000	PEAK
6	2500.000	12.274	44.294	56.569	-17.431	74.000	PEAK

Note:

1. All readings above 1GHz are performed with peak and/or average measurements as necessary.
2. Peak measurements: RBW = 1MHz, VBW = 3 MHz, Sweep: Auto.
3. Average measurements: RBW = 1MHz, VBW = 10 Hz, Sweep: Auto.
4. “ * ”, means this data is the worst emission level.
5. Measurement Level = Reading Level + Correct Factor.
6. The average measurement was not performed when the peak measured data under the limit of average detection.

Site : DEKRA Taiwan CB2-H	Time : 2017/10/31
Limit : FCC_SpartC_15.209_03M_AV	Margin : 6
Probe : CB2_FCC_EFS_B091_1-18GHz_3M_0117 - VERTICAL	Power : AC 120V/60Hz
EUT : Verizon Mesh Router	Note : Mode 2: Transmit_MIMO Mode_ 802.11n(20M)_2437MHz

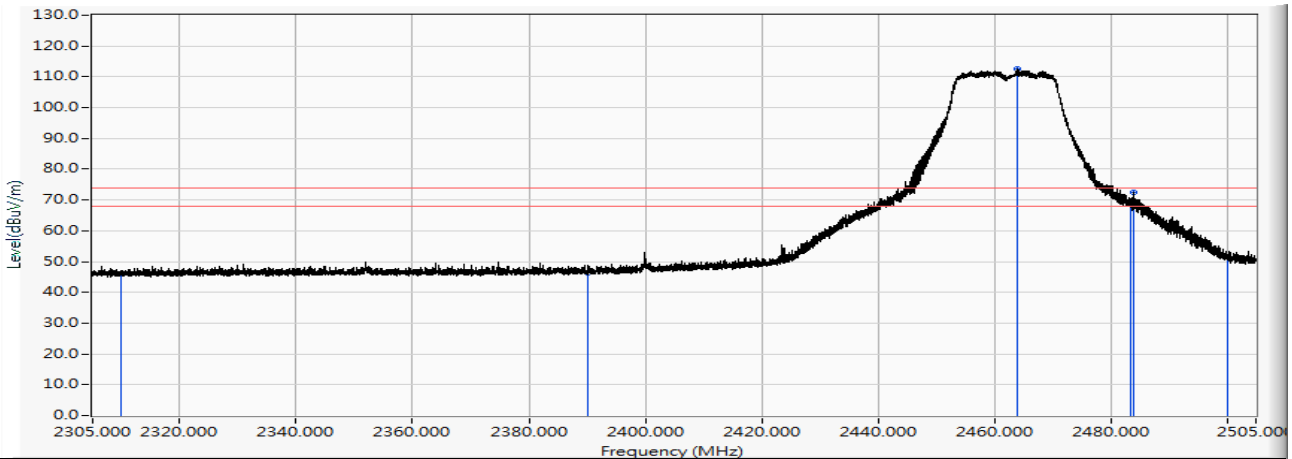


	Frequency (MHz)	Correct Factor (dB)	Reading Level (dBuV)	Measure Level (dBuV/m)	Margin (dB)	Limit (dBuV/m)	Detector Type
1	2310.000	11.014	22.825	33.840	-20.160	54.000	AVERAGE
2	2390.000	11.544	29.970	41.514	-12.486	54.000	AVERAGE
3	* 2435.920	11.852	86.710	98.562	44.562	54.000	AVERAGE
4	2483.500	12.172	31.114	43.286	-10.714	54.000	AVERAGE
5	2485.140	12.183	30.353	42.536	-11.464	54.000	AVERAGE
6	2500.000	12.274	26.638	38.913	-15.087	54.000	AVERAGE

Note:

1. All readings above 1GHz are performed with peak and/or average measurements as necessary.
2. Peak measurements: RBW = 1MHz, VBW = 3 MHz, Sweep: Auto.
3. Average measurements: RBW = 1MHz, VBW = 10 Hz, Sweep: Auto.
4. “ * ”, means this data is the worst emission level.
5. Measurement Level = Reading Level + Correct Factor.
6. The average measurement was not performed when the peak measured data under the limit of average detection.

Site : DEKRA Taiwan CB2-H	Time : 2017/10/31
Limit : FCC_SpartC_15.209_03M_PK	Margin : 6
Probe : CB2_FCC_EFS_B091_1-18GHz_3M_0117 - HORIZONTAL	Power : AC 120V/60Hz
EUT : Verizon Mesh Router	Note : Mode 2: Transmit_MIMO Mode_802.11n(20M)_2462MHz

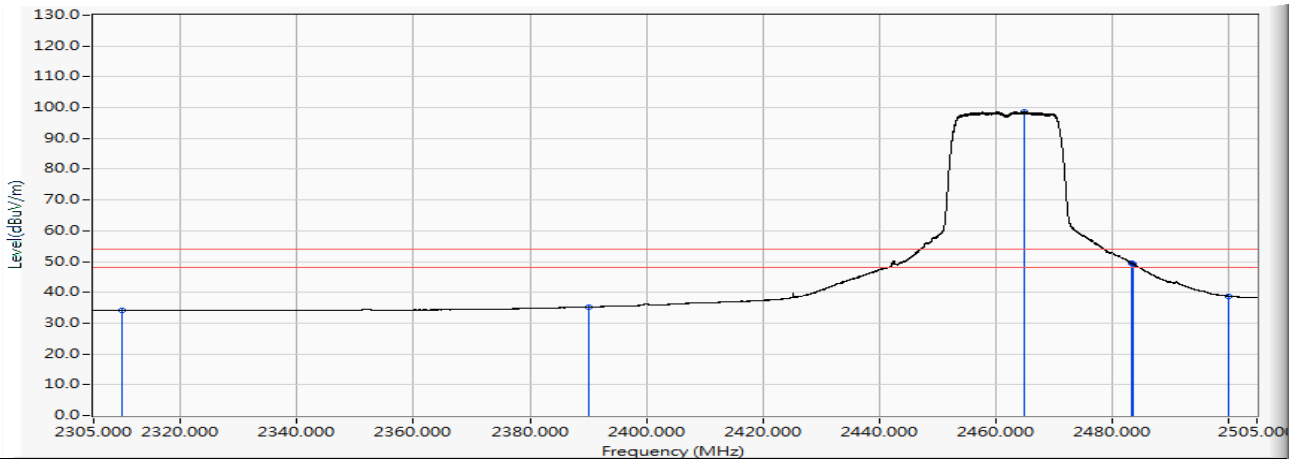


	Frequency (MHz)	Correct Factor (dB)	Reading Level (dBuV)	Measure Level (dBuV/m)	Margin (dB)	Limit (dBuV/m)	Detector Type
1	2310.000	11.014	34.936	45.951	-28.049	74.000	PEAK
2	2390.000	11.544	34.723	46.267	-27.733	74.000	PEAK
3	* 2464.100	12.042	100.436	112.478	38.478	74.000	PEAK
4	2483.500	12.172	56.614	68.786	-5.214	74.000	PEAK
5	2483.960	12.175	60.195	72.370	-1.630	74.000	PEAK
6	2500.000	12.274	39.366	51.641	-22.359	74.000	PEAK

Note:

1. All readings above 1GHz are performed with peak and/or average measurements as necessary.
2. Peak measurements: RBW = 1MHz, VBW = 3 MHz, Sweep: Auto.
3. Average measurements: RBW = 1MHz, VBW = 10 Hz, Sweep: Auto.
4. “ * ”, means this data is the worst emission level.
5. Measurement Level = Reading Level + Correct Factor.
6. The average measurement was not performed when the peak measured data under the limit of average detection.

Site : DEKRA Taiwan CB2-H	Time : 2017/10/31
Limit : FCC_SpartC_15.209_03M_AV	Margin : 6
Probe : CB2_FCC_EFS_B091_1-18GHz_3M_0117 - HORIZONTAL	Power : AC 120V/60Hz
EUT : Verizon Mesh Router	Note : Mode 2: Transmit_MIMO Mode_802.11n(20M)_2462MHz

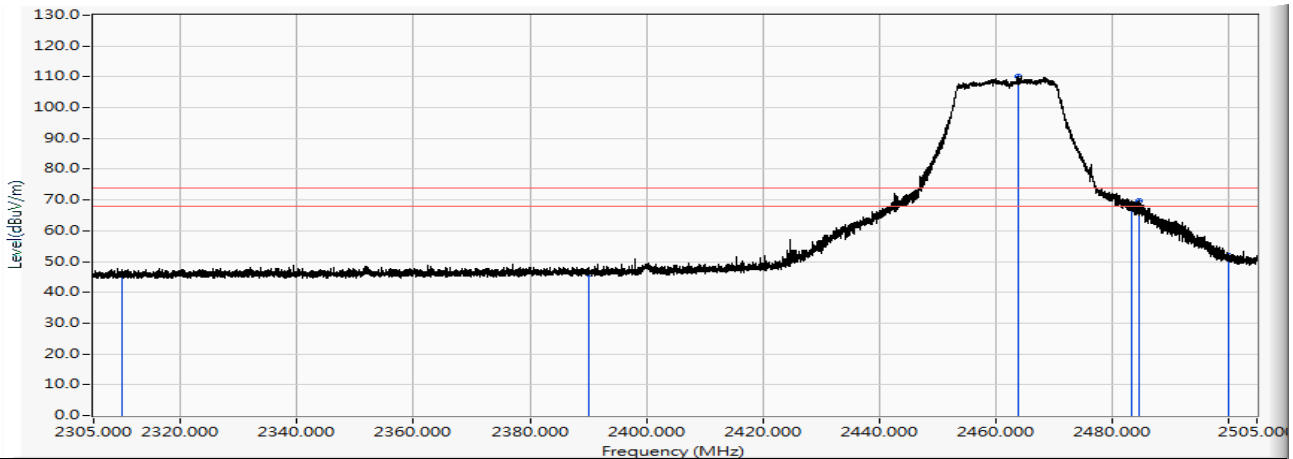


	Frequency (MHz)	Correct Factor (dB)	Reading Level (dBuV)	Measure Level (dBuV/m)	Margin (dB)	Limit (dBuV/m)	Detector Type
1	2310.000	11.014	23.136	34.151	-19.849	54.000	AVERAGE
2	2390.000	11.544	23.640	35.184	-18.816	54.000	AVERAGE
3	* 2465.040	12.048	86.532	98.580	44.580	54.000	AVERAGE
4	2483.500	12.172	37.208	49.380	-4.620	54.000	AVERAGE
5	2483.600	12.172	37.137	49.310	-4.690	54.000	AVERAGE
6	2500.000	12.274	26.479	38.754	-15.246	54.000	AVERAGE

Note:

1. All readings above 1GHz are performed with peak and/or average measurements as necessary.
2. Peak measurements: RBW = 1MHz, VBW = 3 MHz, Sweep: Auto.
3. Average measurements: RBW = 1MHz, VBW = 10 Hz, Sweep: Auto.
4. “ * ”, means this data is the worst emission level.
5. Measurement Level = Reading Level + Correct Factor.
6. The average measurement was not performed when the peak measured data under the limit of average detection.

Site : DEKRA Taiwan CB2-H	Time : 2017/10/31
Limit : FCC_SpartC_15.209_03M_PK	Margin : 6
Probe : CB2_FCC_EFS_B091_1-18GHz_3M_0117 - VERTICAL	Power : AC 120V/60Hz
EUT : Verizon Mesh Router	Note : Mode 2: Transmit_MIMO Mode_ 802.11n(20M)_2462MHz

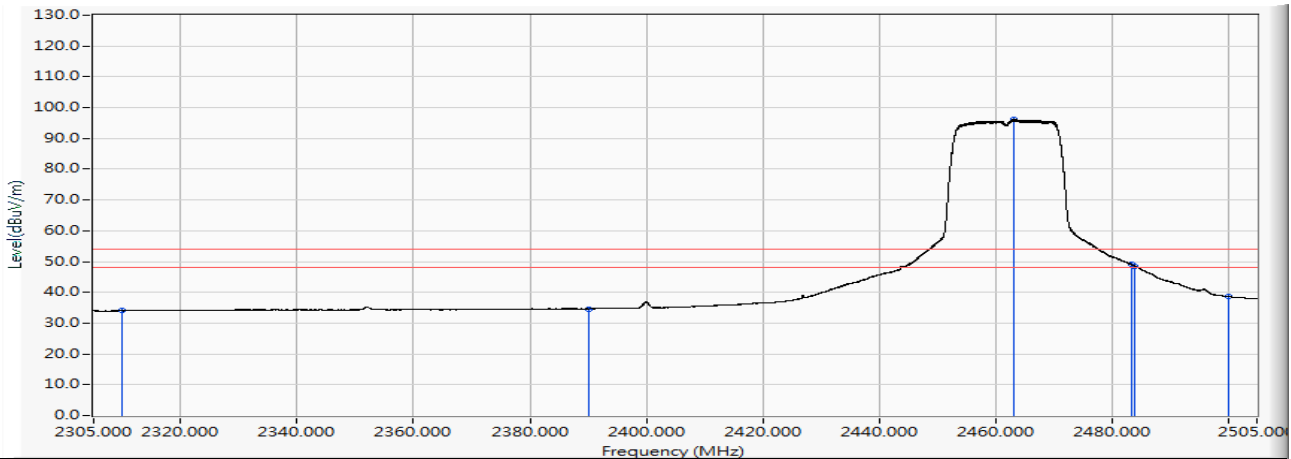


	Frequency (MHz)	Correct Factor (dB)	Reading Level (dBuV)	Measure Level (dBuV/m)	Margin (dB)	Limit (dBuV/m)	Detector Type
1	2310.000	11.014	34.505	45.520	-28.480	74.000	PEAK
2	2390.000	11.544	34.432	45.976	-28.024	74.000	PEAK
3	* 2463.900	12.041	98.027	110.068	36.068	74.000	PEAK
4	2483.500	12.172	56.388	68.560	-5.440	74.000	PEAK
5	2484.720	12.181	57.364	69.544	-4.456	74.000	PEAK
6	2500.000	12.274	39.688	51.963	-22.037	74.000	PEAK

Note:

1. All readings above 1GHz are performed with peak and/or average measurements as necessary.
2. Peak measurements: RBW = 1MHz, VBW = 3 MHz, Sweep: Auto.
3. Average measurements: RBW = 1MHz, VBW = 10 Hz, Sweep: Auto.
4. “ * ”, means this data is the worst emission level.
5. Measurement Level = Reading Level + Correct Factor.
6. The average measurement was not performed when the peak measured data under the limit of average detection.

Site : DEKRA Taiwan CB2-H	Time : 2017/10/31
Limit : FCC_SpartC_15.209_03M_AV	Margin : 6
Probe : CB2_FCC_EFS_B091_1-18GHz_3M_0117 - VERTICAL	Power : AC 120V/60Hz
EUT : Verizon Mesh Router	Note : Mode 2: Transmit_MIMO Mode_ 802.11n(20M)_2462MHz

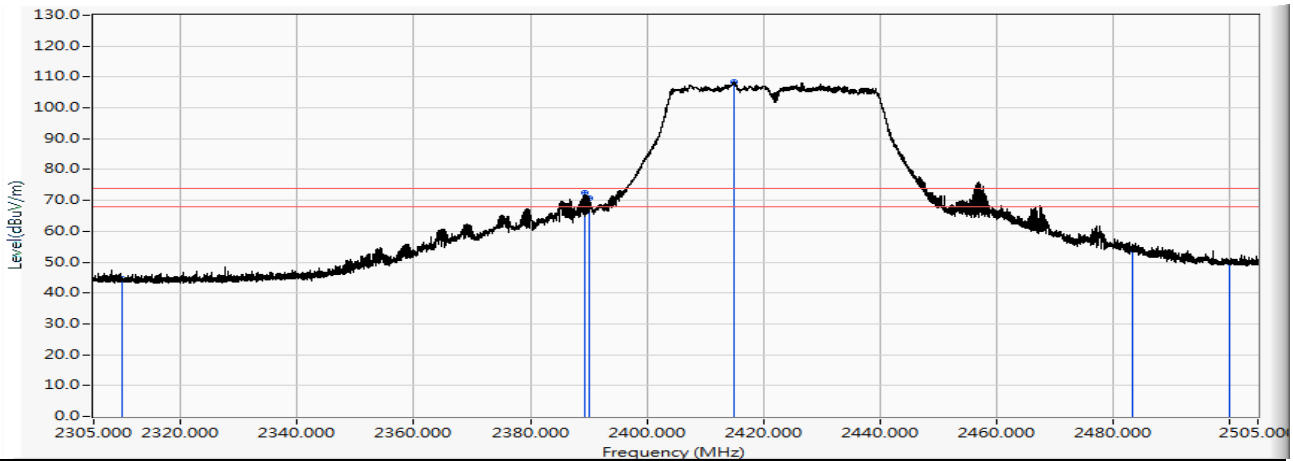


	Frequency (MHz)	Correct Factor (dB)	Reading Level (dBuV)	Measure Level (dBuV/m)	Margin (dB)	Limit (dBuV/m)	Detector Type
1	2310.000	11.014	23.007	34.022	-19.978	54.000	AVERAGE
2	2390.000	11.544	23.086	34.630	-19.370	54.000	AVERAGE
3	* 2463.320	12.036	84.153	96.190	42.190	54.000	AVERAGE
4	2483.500	12.172	36.831	49.003	-4.997	54.000	AVERAGE
5	2483.960	12.175	36.247	48.422	-5.578	54.000	AVERAGE
6	2500.000	12.274	26.435	38.710	-15.290	54.000	AVERAGE

Note:

1. All readings above 1GHz are performed with peak and/or average measurements as necessary.
2. Peak measurements: RBW = 1MHz, VBW = 3 MHz, Sweep: Auto.
3. Average measurements: RBW = 1MHz, VBW = 10 Hz, Sweep: Auto.
4. “ * ”, means this data is the worst emission level.
5. Measurement Level = Reading Level + Correct Factor.
6. The average measurement was not performed when the peak measured data under the limit of average detection.

Site : DEKRA Taiwan CB2-H	Time : 2017/11/06
Limit : FCC_SpartC_15.209_03M_PK	Margin : 6
Probe : CB2_FCC_EFS_B091_1-18GHz_3M_0117 - HORIZONTAL	Power : AC 120V/60Hz
EUT : Verizon Mesh Router	Note : Mode 2: Transmit_MIMO Mode_802.11n(40M)_2422MHz

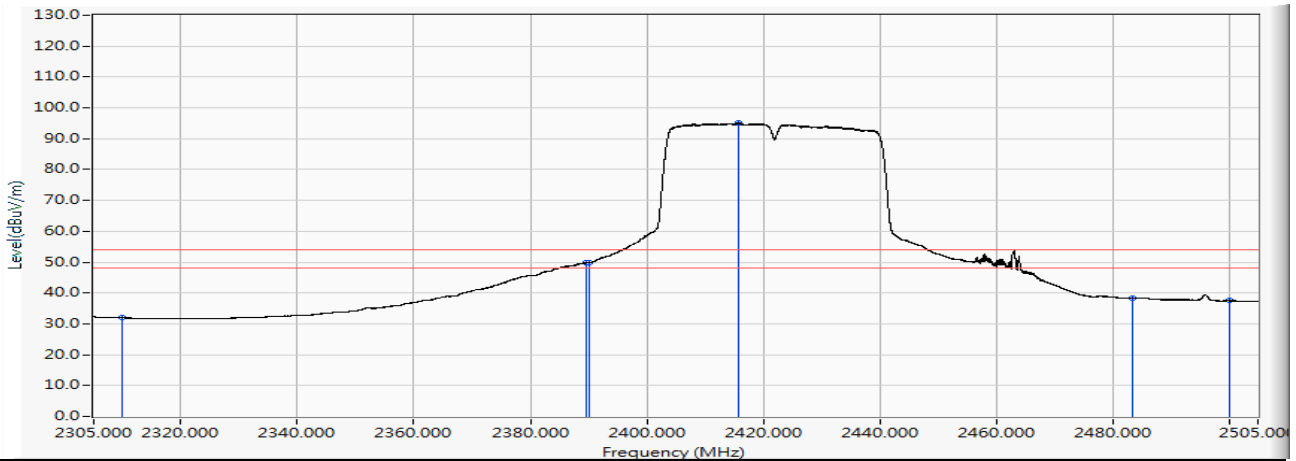


	Frequency (MHz)	Correct Factor (dB)	Reading Level (dBuV)	Measure Level (dBuV/m)	Margin (dB)	Limit (dBuV/m)	Detector Type
1	2310.000	11.014	33.745	44.760	-29.240	74.000	PEAK
2	2389.320	11.539	61.107	72.646	-1.354	74.000	PEAK
3	2390.000	11.544	59.035	70.579	-3.421	74.000	PEAK
4	* 2415.020	11.712	96.587	108.299	34.299	74.000	PEAK
5	2483.500	12.172	41.878	54.050	-19.950	74.000	PEAK
6	2500.000	12.274	37.609	49.884	-24.116	74.000	PEAK

Note:

1. All readings above 1GHz are performed with peak and/or average measurements as necessary.
2. Peak measurements: RBW = 1MHz, VBW = 3 MHz, Sweep: Auto.
3. Average measurements: RBW = 1MHz, VBW = 10 Hz, Sweep: Auto.
4. “ * ”, means this data is the worst emission level.
5. Measurement Level = Reading Level + Correct Factor.
6. The average measurement was not performed when the peak measured data under the limit of average detection.

Site : DEKRA Taiwan CB2-H	Time : 2017/11/06
Limit : FCC_SpartC_15.209_03M_AV	Margin : 6
Probe : CB2_FCC_EFS_B091_1-18GHz_3M_0117 - HORIZONTAL	Power : AC 120V/60Hz
EUT : Verizon Mesh Router	Note : Mode 2: Transmit_MIMO Mode_802.11n(40M)_2422MHz

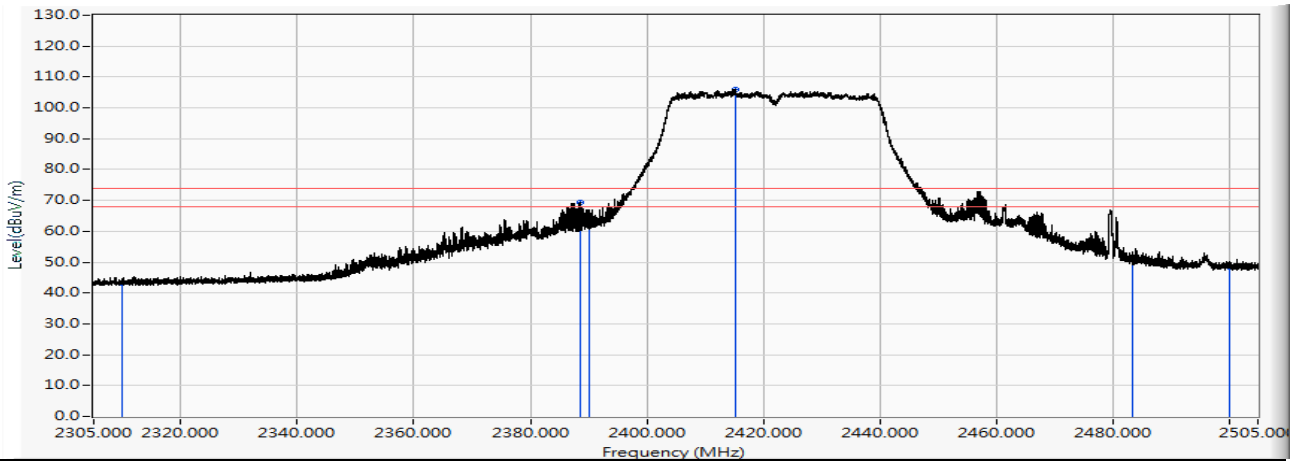


	Frequency (MHz)	Correct Factor (dB)	Reading Level (dBuV)	Measure Level (dBuV/m)	Margin (dB)	Limit (dBuV/m)	Detector Type
1	2310.000	11.014	20.990	32.005	-21.995	54.000	AVERAGE
2	2389.500	11.541	38.204	49.744	-4.256	54.000	AVERAGE
3	2390.000	11.544	38.298	49.842	-4.158	54.000	AVERAGE
4	* 2415.720	11.717	83.492	95.209	41.209	54.000	AVERAGE
5	2483.500	12.172	26.113	38.285	-15.715	54.000	AVERAGE
6	2500.000	12.274	25.305	37.580	-16.420	54.000	AVERAGE

Note:

1. All readings above 1GHz are performed with peak and/or average measurements as necessary.
2. Peak measurements: RBW = 1MHz, VBW = 3 MHz, Sweep: Auto.
3. Average measurements: RBW = 1MHz, VBW = 10 Hz, Sweep: Auto.
4. “ * ”, means this data is the worst emission level.
5. Measurement Level = Reading Level + Correct Factor.
6. The average measurement was not performed when the peak measured data under the limit of average detection.

Site : DEKRA Taiwan CB2-H	Time : 2017/11/06
Limit : FCC_SpartC_15.209_03M_PK	Margin : 6
Probe : CB2_FCC_EFS_B091_1-18GHz_3M_0117 - VERTICAL	Power : AC 120V/60Hz
EUT : Verizon Mesh Router	Note : Mode 2: Transmit_MIMO Mode_ 802.11n(40M)_2422MHz

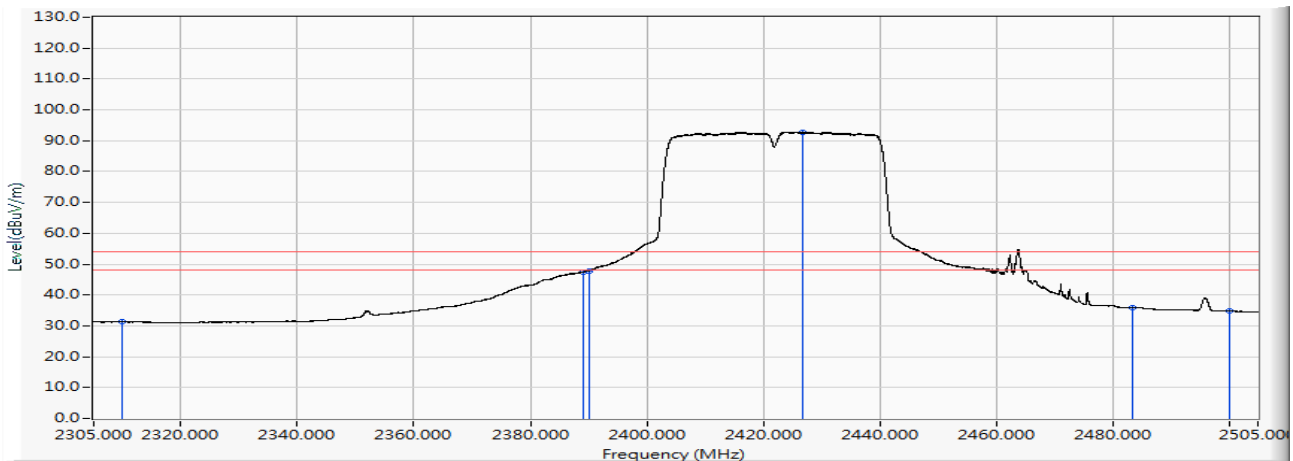


	Frequency (MHz)	Correct Factor (dB)	Reading Level (dBuV)	Measure Level (dBuV/m)	Margin (dB)	Limit (dBuV/m)	Detector Type
1	2310.000	11.014	32.252	43.267	-30.733	74.000	PEAK
2	2388.500	11.534	57.738	69.272	-4.728	74.000	PEAK
3	2390.000	11.544	50.386	61.930	-12.070	74.000	PEAK
4	* 2415.260	11.713	94.378	106.091	32.091	74.000	PEAK
5	2483.500	12.172	39.417	51.589	-22.411	74.000	PEAK
6	2500.000	12.274	36.248	48.523	-25.477	74.000	PEAK

Note:

1. All readings above 1GHz are performed with peak and/or average measurements as necessary.
2. Peak measurements: RBW = 1MHz, VBW = 3 MHz, Sweep: Auto.
3. Average measurements: RBW = 1MHz, VBW = 10 Hz, Sweep: Auto.
4. “ * ”, means this data is the worst emission level.
5. Measurement Level = Reading Level + Correct Factor.
6. The average measurement was not performed when the peak measured data under the limit of average detection.

Site : DEKRA Taiwan CB2-H	Time : 2017/11/06
Limit : FCC_SpartC_15.209_03M_AV	Margin : 6
Probe : CB2_FCC_EFS_B091_1-18GHz_3M_0117 - VERTICAL	Power : AC 120V/60Hz
EUT : Verizon Mesh Router	Note : Mode 2: Transmit_MIMO Mode_ 802.11n(40M)_2422MHz

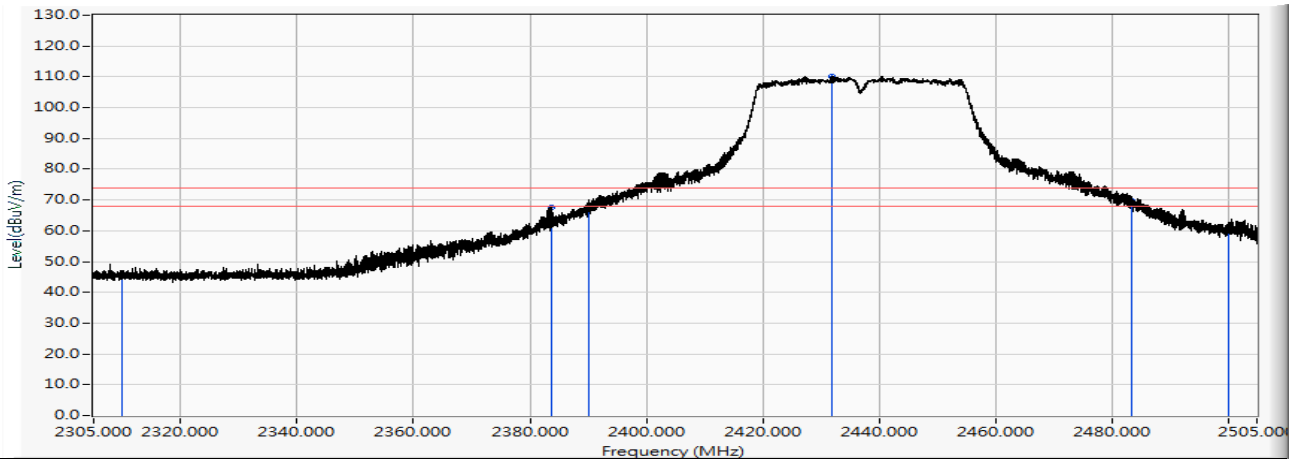


	Frequency (MHz)	Correct Factor (dB)	Reading Level (dBuV)	Measure Level (dBuV/m)	Margin (dB)	Limit (dBuV/m)	Detector Type
1	2310.000	11.014	20.214	31.229	-22.771	54.000	AVERAGE
2	2388.980	11.537	35.795	47.332	-6.668	54.000	AVERAGE
3	2390.000	11.544	36.360	47.904	-6.096	54.000	AVERAGE
4	* 2426.880	11.792	81.049	92.841	38.841	54.000	AVERAGE
5	2483.500	12.172	23.605	35.777	-18.223	54.000	AVERAGE
6	2500.000	12.274	22.688	34.963	-19.037	54.000	AVERAGE

Note:

1. All readings above 1GHz are performed with peak and/or average measurements as necessary.
2. Peak measurements: RBW = 1MHz, VBW = 3 MHz, Sweep: Auto.
3. Average measurements: RBW = 1MHz, VBW = 10 Hz, Sweep: Auto.
4. “ * ”, means this data is the worst emission level.
5. Measurement Level = Reading Level + Correct Factor.
6. The average measurement was not performed when the peak measured data under the limit of average detection.

Site : DEKRA Taiwan CB2-H	Time : 2017/10/31
Limit : FCC_SpartC_15.209_03M_PK	Margin : 6
Probe : CB2_FCC_EFS_B091_1-18GHz_3M_0117 - HORIZONTAL	Power : AC 120V/60Hz
EUT : Verizon Mesh Router	Note : Mode 2: Transmit_MIMO Mode_802.11n(40M)_2437MHz

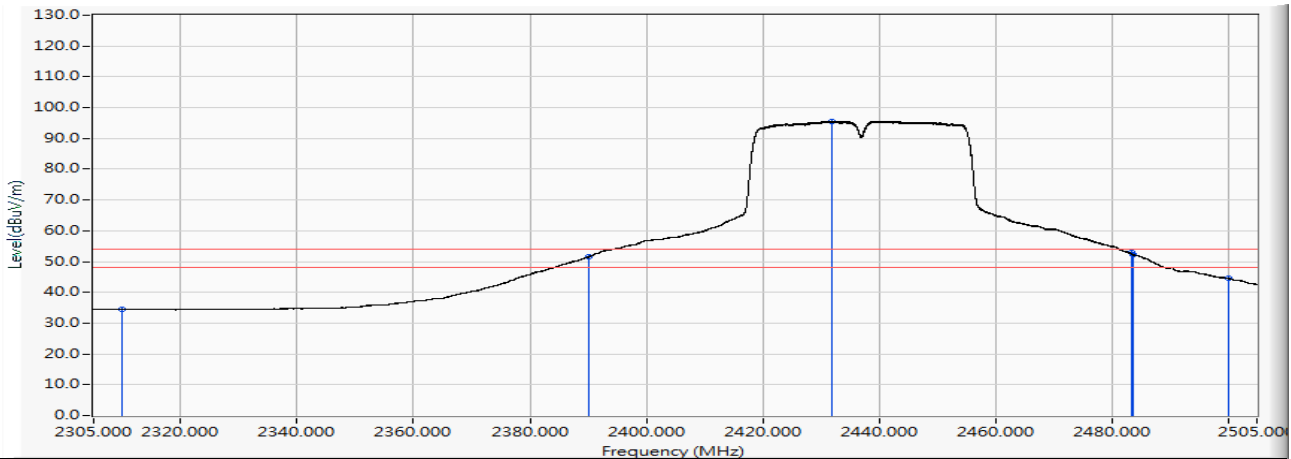


	Frequency (MHz)	Correct Factor (dB)	Reading Level (dBuV)	Measure Level (dBuV/m)	Margin (dB)	Limit (dBuV/m)	Detector Type
1	2310.000	11.014	34.189	45.204	-28.796	74.000	PEAK
2	2383.660	11.502	55.942	67.444	-6.556	74.000	PEAK
3	2390.000	11.544	56.321	67.865	-6.135	74.000	PEAK
4	* 2432.020	11.826	98.477	110.303	36.303	74.000	PEAK
5	2483.500	12.172	57.385	69.557	-4.443	74.000	PEAK
6	2500.000	12.274	47.388	59.663	-14.337	74.000	PEAK

Note:

1. All readings above 1GHz are performed with peak and/or average measurements as necessary.
2. Peak measurements: RBW = 1MHz, VBW = 3 MHz, Sweep: Auto.
3. Average measurements: RBW = 1MHz, VBW = 10 Hz, Sweep: Auto.
4. “ * ”, means this data is the worst emission level.
5. Measurement Level = Reading Level + Correct Factor.
6. The average measurement was not performed when the peak measured data under the limit of average detection.

Site : DEKRA Taiwan CB2-H	Time : 2017/10/31
Limit : FCC_SpartC_15.209_03M_AV	Margin : 6
Probe : CB2_FCC_EFS_B091_1-18GHz_3M_0117 - HORIZONTAL	Power : AC 120V/60Hz
EUT : Verizon Mesh Router	Note : Mode 2: Transmit_MIMO Mode_802.11n(40M)_2437MHz

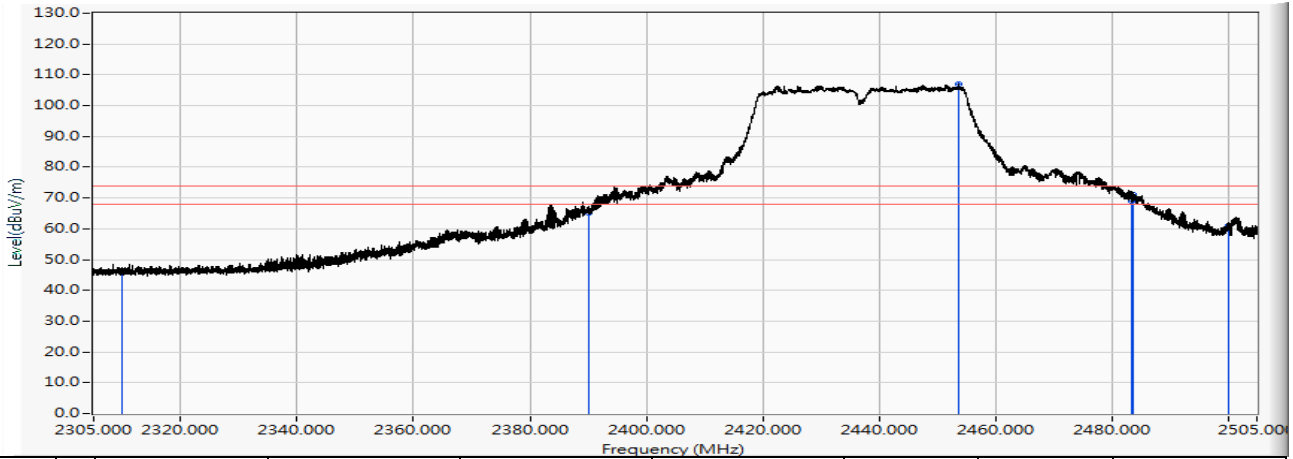


	Frequency (MHz)	Correct Factor (dB)	Reading Level (dBuV)	Measure Level (dBuV/m)	Margin (dB)	Limit (dBuV/m)	Detector Type
1	2310.000	11.014	23.506	34.521	-19.479	54.000	AVERAGE
2	2390.000	11.544	39.924	51.468	-2.532	54.000	AVERAGE
3	* 2431.800	11.824	83.768	95.593	41.593	54.000	AVERAGE
4	2483.500	12.172	40.652	52.824	-1.176	54.000	AVERAGE
5	2483.600	12.172	40.053	52.226	-1.774	54.000	AVERAGE
6	2500.000	12.274	32.273	44.548	-9.452	54.000	AVERAGE

Note:

1. All readings above 1GHz are performed with peak and/or average measurements as necessary.
2. Peak measurements: RBW = 1MHz, VBW = 3 MHz, Sweep: Auto.
3. Average measurements: RBW = 1MHz, VBW = 10 Hz, Sweep: Auto.
4. “ * ”, means this data is the worst emission level.
5. Measurement Level = Reading Level + Correct Factor.
6. The average measurement was not performed when the peak measured data under the limit of average detection.

Site : DEKRA Taiwan CB2-H	Time : 2017/10/31
Limit : FCC_SpartC_15.209_03M_PK	Margin : 6
Probe : CB2_FCC_EFS_B091_1-18GHz_3M_0117 - VERTICAL	Power : AC 120V/60Hz
EUT : Verizon Mesh Router	Note : Mode 2: Transmit_MIMO Mode_ 802.11n(40M)_2437MHz

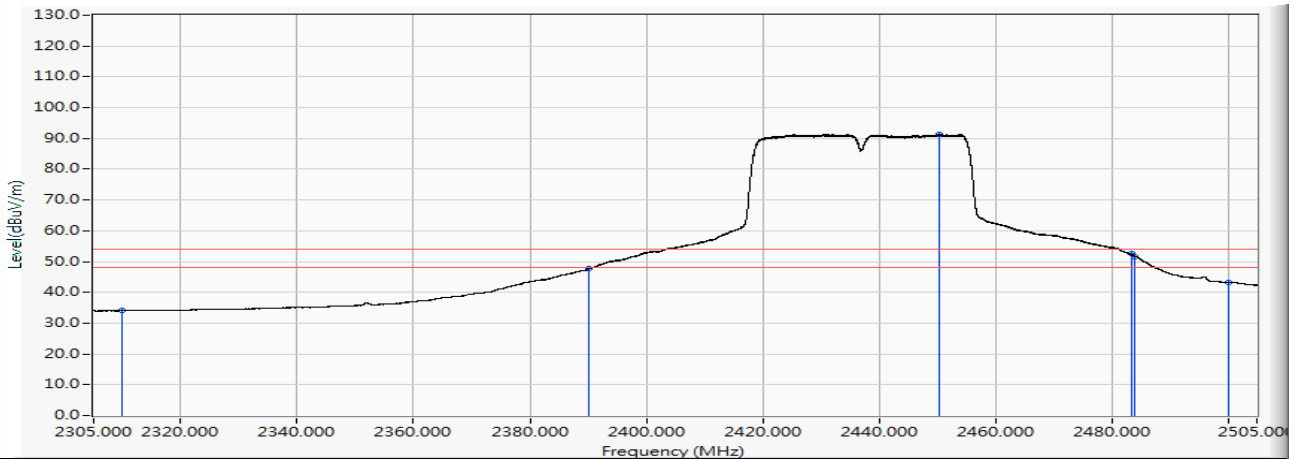


	Frequency (MHz)	Correct Factor (dB)	Reading Level (dBuV)	Measure Level (dBuV/m)	Margin (dB)	Limit (dBuV/m)	Detector Type
1	2310.000	11.014	34.664	45.679	-28.321	74.000	PEAK
2	2390.000	11.544	53.803	65.347	-8.653	74.000	PEAK
3	* 2453.640	11.972	94.949	106.921	32.921	74.000	PEAK
4	2483.500	12.172	56.873	69.045	-4.955	74.000	PEAK
5	2483.640	12.174	58.937	71.110	-2.890	74.000	PEAK
6	2500.000	12.274	48.557	60.832	-13.168	74.000	PEAK

Note:

1. All readings above 1GHz are performed with peak and/or average measurements as necessary.
2. Peak measurements: RBW = 1MHz, VBW = 3 MHz, Sweep: Auto.
3. Average measurements: RBW = 1MHz, VBW = 10 Hz, Sweep: Auto.
4. “ * ”, means this data is the worst emission level.
5. Measurement Level = Reading Level + Correct Factor.
6. The average measurement was not performed when the peak measured data under the limit of average detection.

Site : DEKRA Taiwan CB2-H	Time : 2017/10/31
Limit : FCC_SpartC_15.209_03M_AV	Margin : 6
Probe : CB2_FCC_EFS_B091_1-18GHz_3M_0117 - VERTICAL	Power : AC 120V/60Hz
EUT : Verizon Mesh Router	Note : Mode 2: Transmit_MIMO Mode_ 802.11n(40M)_2437MHz

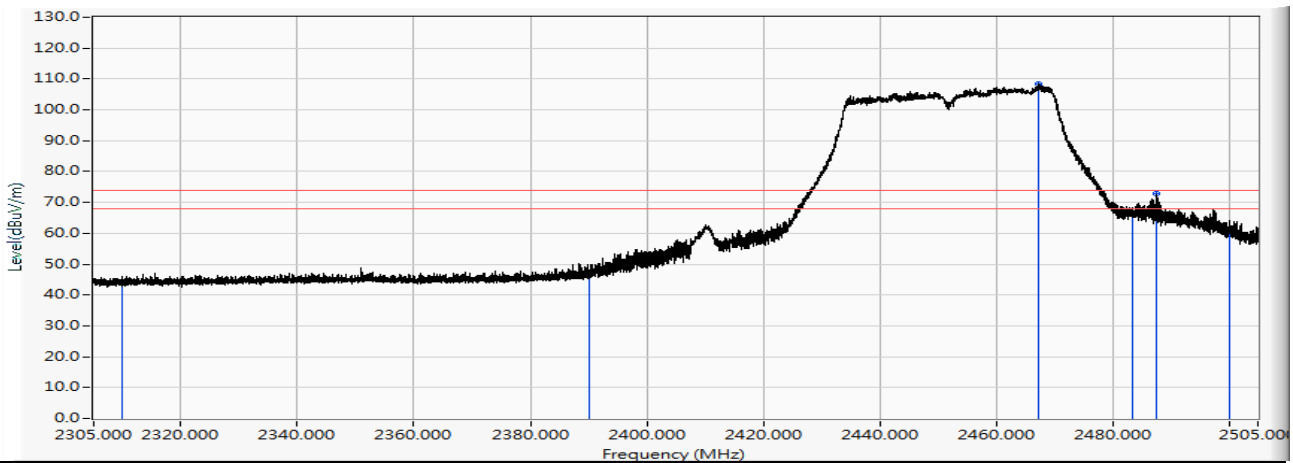


	Frequency (MHz)	Correct Factor (dB)	Reading Level (dBuV)	Measure Level (dBuV/m)	Margin (dB)	Limit (dBuV/m)	Detector Type
1	2310.000	11.014	23.080	34.095	-19.905	54.000	AVERAGE
2	2390.000	11.544	36.124	47.668	-6.332	54.000	AVERAGE
3	* 2450.260	11.949	79.316	91.265	37.265	54.000	AVERAGE
4	2483.500	12.172	40.360	52.532	-1.468	54.000	AVERAGE
5	2483.920	12.175	39.546	51.721	-2.279	54.000	AVERAGE
6	2500.000	12.274	31.085	43.360	-10.640	54.000	AVERAGE

Note:

1. All readings above 1GHz are performed with peak and/or average measurements as necessary.
2. Peak measurements: RBW = 1MHz, VBW = 3 MHz, Sweep: Auto.
3. Average measurements: RBW = 1MHz, VBW = 10 Hz, Sweep: Auto.
4. “ * ”, means this data is the worst emission level.
5. Measurement Level = Reading Level + Correct Factor.
6. The average measurement was not performed when the peak measured data under the limit of average detection.

Site : DEKRA Taiwan CB2-H	Time : 2017/11/06
Limit : FCC_SpartC_15.209_03M_PK	Margin : 6
Probe : CB2_FCC_EFS_B091_1-18GHz_3M_0117 - HORIZONTAL	Power : AC 120V/60Hz
EUT : Verizon Mesh Router	Note : Mode 2: Transmit_MIMO Mode_802.11n(40M)_2452MHz

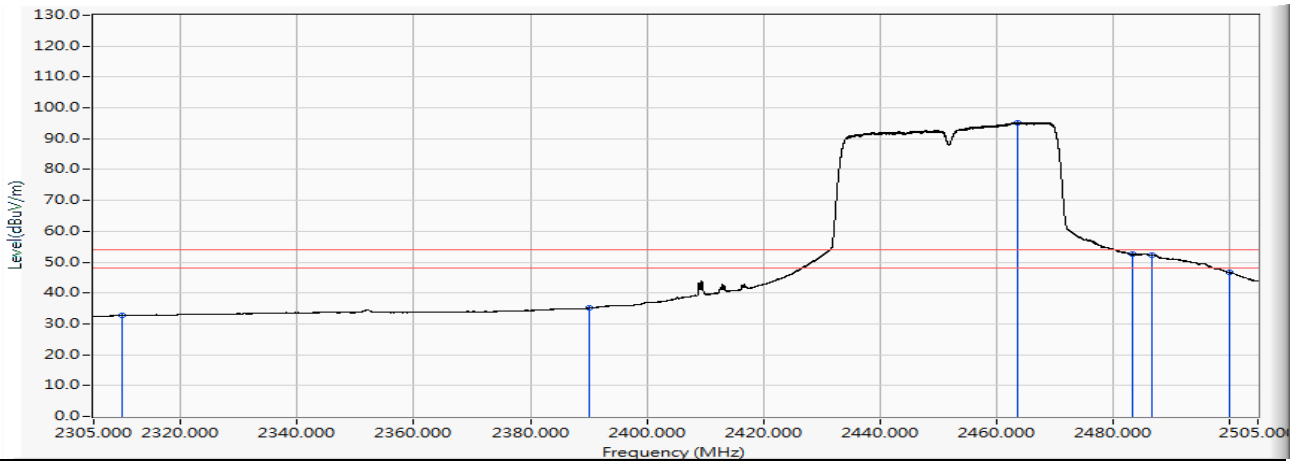


	Frequency (MHz)	Correct Factor (dB)	Reading Level (dBuV)	Measure Level (dBuV/m)	Margin (dB)	Limit (dBuV/m)	Detector Type
1	2310.000	11.014	33.214	44.229	-29.771	74.000	PEAK
2	2390.000	11.544	35.982	47.526	-26.474	74.000	PEAK
3	* 2467.340	12.063	96.386	108.450	34.450	74.000	PEAK
4	2483.500	12.172	55.072	67.244	-6.756	74.000	PEAK
5	2487.500	12.199	60.622	72.821	-1.179	74.000	PEAK
6	2500.000	12.274	47.553	59.828	-14.172	74.000	PEAK

Note:

1. All readings above 1GHz are performed with peak and/or average measurements as necessary.
2. Peak measurements: RBW = 1MHz, VBW = 3 MHz, Sweep: Auto.
3. Average measurements: RBW = 1MHz, VBW = 10 Hz, Sweep: Auto.
4. “ * ”, means this data is the worst emission level.
5. Measurement Level = Reading Level + Correct Factor.
6. The average measurement was not performed when the peak measured data under the limit of average detection.

Site : DEKRA Taiwan CB2-H	Time : 2017/11/06
Limit : FCC_SpartC_15.209_03M_AV	Margin : 6
Probe : CB2_FCC_EFS_B091_1-18GHz_3M_0117 - HORIZONTAL	Power : AC 120V/60Hz
EUT : Verizon Mesh Router	Note : Mode 2: Transmit_MIMO Mode_802.11n(40M)_2452MHz

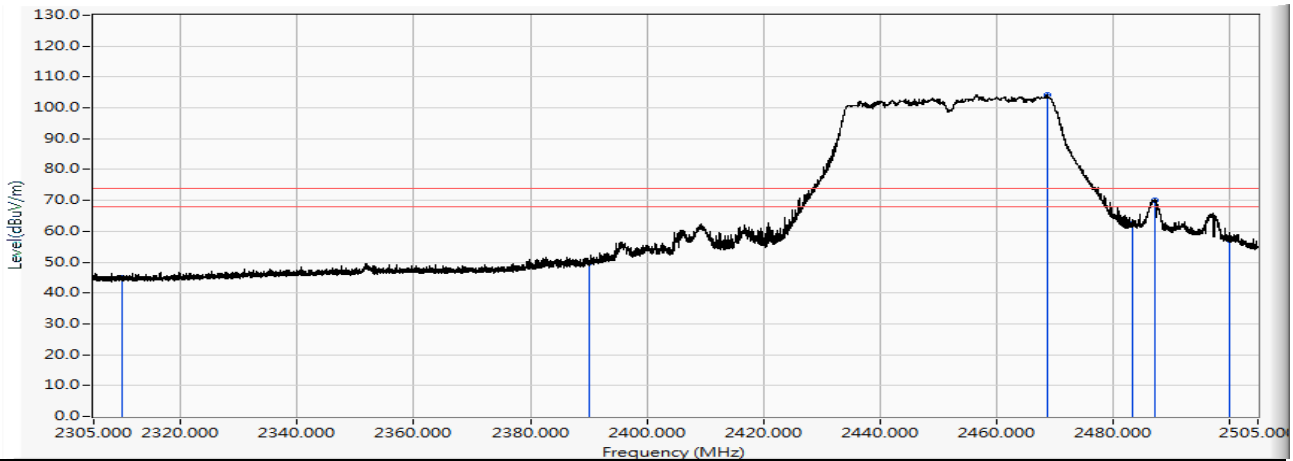


	Frequency (MHz)	Correct Factor (dB)	Reading Level (dBuV)	Measure Level (dBuV/m)	Margin (dB)	Limit (dBuV/m)	Detector Type
1	2310.000	11.014	21.720	32.735	-21.265	54.000	AVERAGE
2	2390.000	11.544	23.523	35.067	-18.933	54.000	AVERAGE
3	* 2463.840	12.040	83.188	95.228	41.228	54.000	AVERAGE
4	2483.500	12.172	40.286	52.458	-1.542	54.000	AVERAGE
5	2486.760	12.193	40.117	52.311	-1.689	54.000	AVERAGE
6	2500.000	12.274	34.422	46.697	-7.303	54.000	AVERAGE

Note:

1. All readings above 1GHz are performed with peak and/or average measurements as necessary.
2. Peak measurements: RBW = 1MHz, VBW = 3 MHz, Sweep: Auto.
3. Average measurements: RBW = 1MHz, VBW = 10 Hz, Sweep: Auto.
4. “ * ”, means this data is the worst emission level.
5. Measurement Level = Reading Level + Correct Factor.
6. The average measurement was not performed when the peak measured data under the limit of average detection.

Site : DEKRA Taiwan CB2-H	Time : 2017/11/06
Limit : FCC_SpartC_15.209_03M_PK	Margin : 6
Probe : CB2_FCC_EFS_B091_1-18GHz_3M_0117 - VERTICAL	Power : AC 120V/60Hz
EUT : Verizon Mesh Router	Note : Mode 2: Transmit_MIMO Mode_ 802.11n(40M)_2452MHz

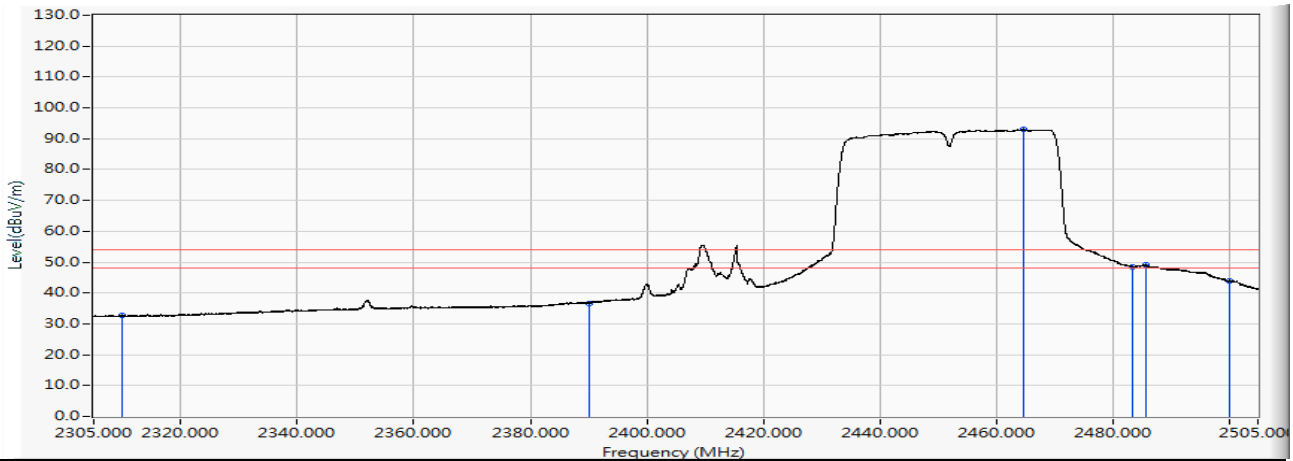


	Frequency (MHz)	Correct Factor (dB)	Reading Level (dBuV)	Measure Level (dBuV/m)	Margin (dB)	Limit (dBuV/m)	Detector Type
1	2310.000	11.014	33.839	44.854	-29.146	74.000	PEAK
2	2390.000	11.544	38.386	49.930	-24.070	74.000	PEAK
3	* 2468.840	12.074	92.272	104.346	30.346	74.000	PEAK
4	2483.500	12.172	50.055	62.227	-11.773	74.000	PEAK
5	2487.240	12.197	57.986	70.183	-3.817	74.000	PEAK
6	2500.000	12.274	44.985	57.260	-16.740	74.000	PEAK

Note:

1. All readings above 1GHz are performed with peak and/or average measurements as necessary.
2. Peak measurements: RBW = 1MHz, VBW = 3 MHz, Sweep: Auto.
3. Average measurements: RBW = 1MHz, VBW = 10 Hz, Sweep: Auto.
4. “ * ”, means this data is the worst emission level.
5. Measurement Level = Reading Level + Correct Factor.
6. The average measurement was not performed when the peak measured data under the limit of average detection.

Site : DEKRA Taiwan CB2-H	Time : 2017/11/06
Limit : FCC_SpartC_15.209_03M_AV	Margin : 6
Probe : CB2_FCC_EFS_B091_1-18GHz_3M_0117 - VERTICAL	Power : AC 120V/60Hz
EUT : Verizon Mesh Router	Note : Mode 2: Transmit_MIMO Mode_ 802.11n(40M)_2452MHz

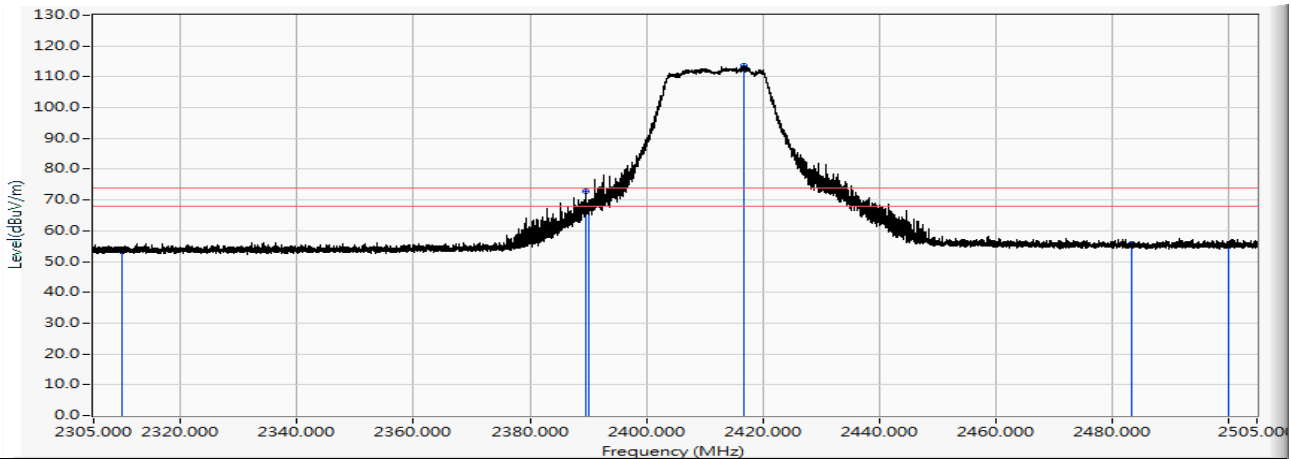


	Frequency (MHz)	Correct Factor (dB)	Reading Level (dBuV)	Measure Level (dBuV/m)	Margin (dB)	Limit (dBuV/m)	Detector Type
1	2310.000	11.014	21.731	32.746	-21.254	54.000	AVERAGE
2	2390.000	11.544	25.175	36.719	-17.281	54.000	AVERAGE
3	* 2464.740	12.046	80.907	92.953	38.953	54.000	AVERAGE
4	2483.500	12.172	36.413	48.585	-5.415	54.000	AVERAGE
5	2485.760	12.187	36.921	49.108	-4.892	54.000	AVERAGE
6	2500.000	12.274	31.658	43.933	-10.067	54.000	AVERAGE

Note:

1. All readings above 1GHz are performed with peak and/or average measurements as necessary.
2. Peak measurements: RBW = 1MHz, VBW = 3 MHz, Sweep: Auto.
3. Average measurements: RBW = 1MHz, VBW = 10 Hz, Sweep: Auto.
4. “ * ”, means this data is the worst emission level.
5. Measurement Level = Reading Level + Correct Factor.
6. The average measurement was not performed when the peak measured data under the limit of average detection.

Site : DEKRA Taiwan CB2-H	Time : 2017/11/17
Limit : FCC_SpartC_15.209_03M_PK	Margin : 6
Probe : CB2_FCC_EFS_B091_1-18GHz_3M_0117 - HORIZONTAL	Power : AC 120V/60Hz
EUT : Verizon Mesh Router	Note : Mode 3: Transmit_BF Mode_ 802.11n(20M)_2412MHz

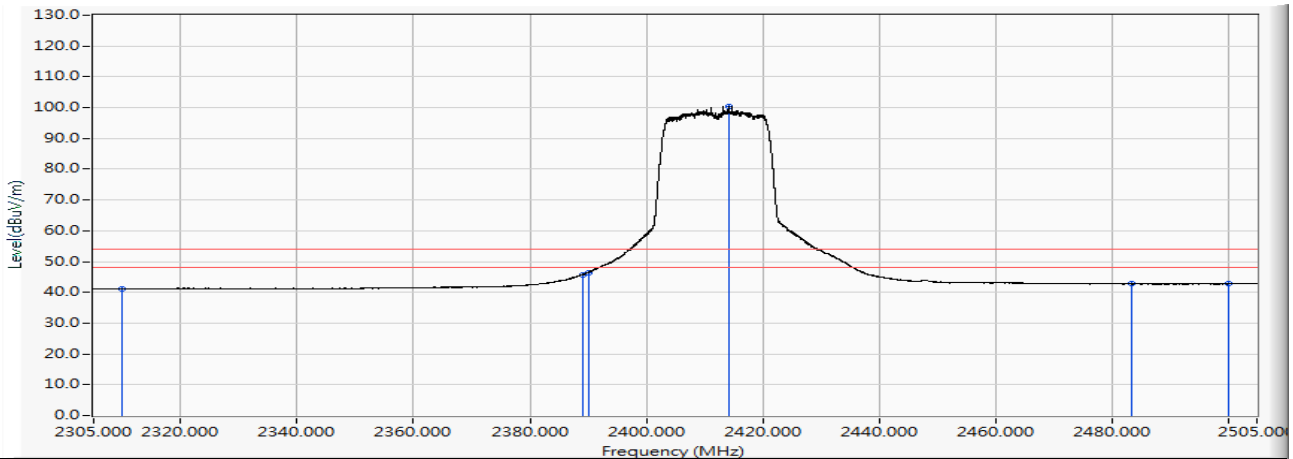


	Frequency (MHz)	Correct Factor (dB)	Reading Level (dBuV)	Measure Level (dBuV/m)	Margin (dB)	Limit (dBuV/m)	Detector Type
1	2310.000	11.014	42.438	53.453	-20.547	74.000	PEAK
2	2389.500	11.541	61.154	72.694	-1.306	74.000	PEAK
3	2390.000	11.544	56.339	67.883	-6.117	74.000	PEAK
4	* 2416.860	11.724	101.736	113.460	39.460	74.000	PEAK
5	2483.500	12.172	43.488	55.660	-18.340	74.000	PEAK
6	2500.000	12.274	42.724	54.999	-19.001	74.000	PEAK

Note:

1. All readings above 1GHz are performed with peak and/or average measurements as necessary.
2. Peak measurements: RBW = 1MHz, VBW = 3 MHz, Sweep: Auto.
3. Average measurements: RBW = 1MHz, VBW = 10 Hz, Sweep: Auto.
4. “ * ”, means this data is the worst emission level.
5. Measurement Level = Reading Level + Correct Factor.
6. The average measurement was not performed when the peak measured data under the limit of average detection.

Site : DEKRA Taiwan CB2-H	Time : 2017/11/17
Limit : FCC_SpartC_15.209_03M_AV	Margin : 6
Probe : CB2_FCC_EFS_B091_1-18GHz_3M_0117 - HORIZONTAL	Power : AC 120V/60Hz
EUT : Verizon Mesh Router	Note : Mode 3: Transmit_BF Mode_802.11n(20M)_2412MHz

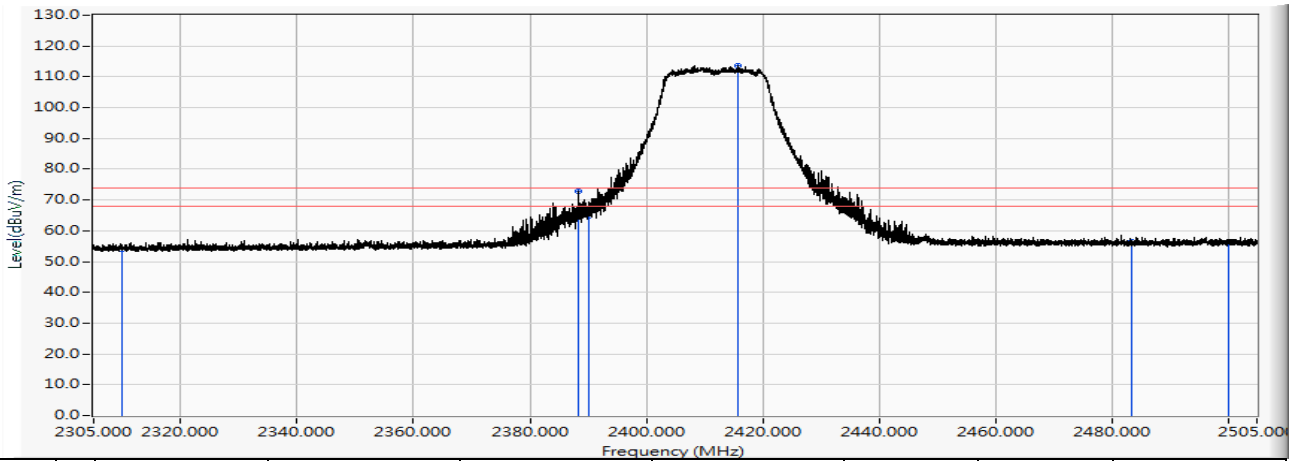


	Frequency (MHz)	Correct Factor (dB)	Reading Level (dBuV)	Measure Level (dBuV/m)	Margin (dB)	Limit (dBuV/m)	Detector Type
1	2310.000	11.014	30.146	41.161	-12.839	54.000	AVERAGE
2	2388.980	11.537	34.225	45.762	-8.238	54.000	AVERAGE
3	2390.000	11.544	34.921	46.465	-7.535	54.000	AVERAGE
4	* 2414.140	11.706	88.589	100.295	46.295	54.000	AVERAGE
5	2483.500	12.172	30.567	42.739	-11.261	54.000	AVERAGE
6	2500.000	12.274	30.506	42.781	-11.219	54.000	AVERAGE

Note:

1. All readings above 1GHz are performed with peak and/or average measurements as necessary.
2. Peak measurements: RBW = 1MHz, VBW = 3 MHz, Sweep: Auto.
3. Average measurements: RBW = 1MHz, VBW = 10 Hz, Sweep: Auto.
4. “ * ”, means this data is the worst emission level.
5. Measurement Level = Reading Level + Correct Factor.
6. The average measurement was not performed when the peak measured data under the limit of average detection.

Site : DEKRA Taiwan CB2-H	Time : 2017/11/17
Limit : FCC_SpartC_15.209_03M_PK	Margin : 6
Probe : CB2_FCC_EFS_B091_1-18GHz_3M_0117 - VERTICAL	Power : AC 120V/60Hz
EUT : Verizon Mesh Router	Note : Mode 3: Transmit_BF Mode_ 802.11n(20M)_2412MHz

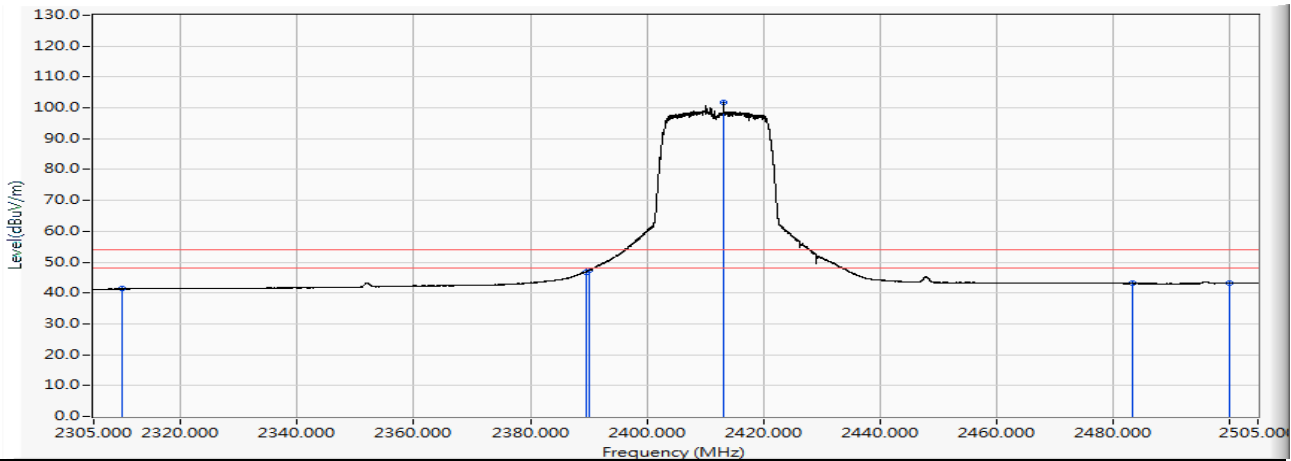


	Frequency (MHz)	Correct Factor (dB)	Reading Level (dBuV)	Measure Level (dBuV/m)	Margin (dB)	Limit (dBuV/m)	Detector Type
1	2310.000	11.014	42.904	53.919	-20.081	74.000	PEAK
2	2388.460	11.533	61.268	72.802	-1.198	74.000	PEAK
3	2390.000	11.544	53.292	64.836	-9.164	74.000	PEAK
4	* 2415.760	11.717	101.919	113.636	39.636	74.000	PEAK
5	2483.500	12.172	44.214	56.386	-17.614	74.000	PEAK
6	2500.000	12.274	43.976	56.251	-17.749	74.000	PEAK

Note:

1. All readings above 1GHz are performed with peak and/or average measurements as necessary.
2. Peak measurements: RBW = 1MHz, VBW = 3 MHz, Sweep: Auto.
3. Average measurements: RBW = 1MHz, VBW = 10 Hz, Sweep: Auto.
4. “ * ”, means this data is the worst emission level.
5. Measurement Level = Reading Level + Correct Factor.
6. The average measurement was not performed when the peak measured data under the limit of average detection.

Site : DEKRA Taiwan CB2-H	Time : 2017/11/17
Limit : FCC_SpartC_15.209_03M_AV	Margin : 6
Probe : CB2_FCC_EFS_B091_1-18GHz_3M_0117 - VERTICAL	Power : AC 120V/60Hz
EUT : Verizon Mesh Router	Note : Mode 3: Transmit_BF Mode_ 802.11n(20M)_2412MHz

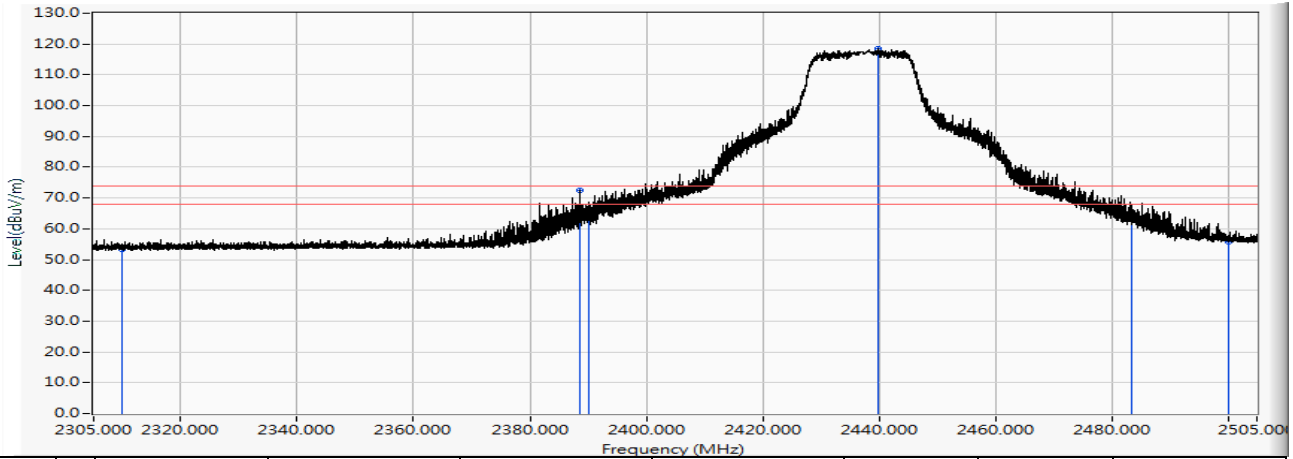


	Frequency (MHz)	Correct Factor (dB)	Reading Level (dBuV)	Measure Level (dBuV/m)	Margin (dB)	Limit (dBuV/m)	Detector Type
1	2310.000	11.014	30.326	41.341	-12.659	54.000	AVERAGE
2	2389.500	11.541	35.301	46.841	-7.159	54.000	AVERAGE
3	2390.000	11.544	35.815	47.359	-6.641	54.000	AVERAGE
4	* 2413.140	11.699	89.917	101.616	47.616	54.000	AVERAGE
5	2483.500	12.172	30.913	43.085	-10.915	54.000	AVERAGE
6	2500.000	12.274	30.914	43.189	-10.811	54.000	AVERAGE

Note:

1. All readings above 1GHz are performed with peak and/or average measurements as necessary.
2. Peak measurements: RBW = 1MHz, VBW = 3 MHz, Sweep: Auto.
3. Average measurements: RBW = 1MHz, VBW = 10 Hz, Sweep: Auto.
4. “ * ”, means this data is the worst emission level.
5. Measurement Level = Reading Level + Correct Factor.
6. The average measurement was not performed when the peak measured data under the limit of average detection.

Site : DEKRA Taiwan CB2-H	Time : 2017/11/17
Limit : FCC_SpartC_15.209_03M_PK	Margin : 6
Probe : CB2_FCC_EFS_B091_1-18GHz_3M_0117 - VERTICAL	Power : AC 120V/60Hz
EUT : Verizon Mesh Router	Note : Mode 3: Transmit_BF Mode_ 802.11n(20M)_2437MHz

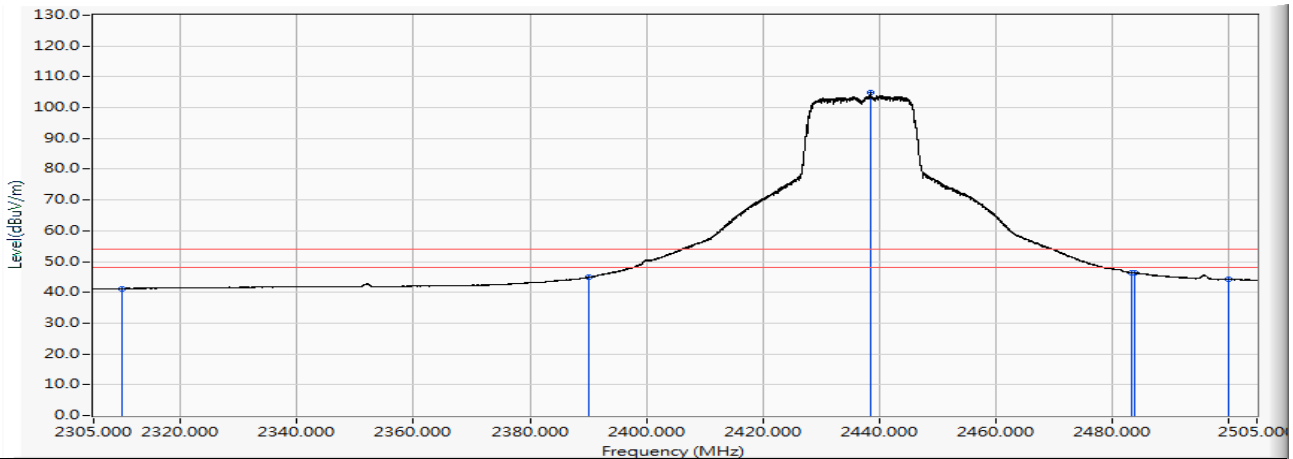


	Frequency (MHz)	Correct Factor (dB)	Reading Level (dBuV)	Measure Level (dBuV/m)	Margin (dB)	Limit (dBuV/m)	Detector Type
1	2310.000	11.014	42.354	53.369	-20.631	74.000	PEAK
2	2388.560	11.535	60.926	72.460	-1.540	74.000	PEAK
3	2390.000	11.544	53.333	64.877	-9.123	74.000	PEAK
4	* 2439.880	11.880	106.523	118.402	44.402	74.000	PEAK
5	2483.500	12.172	52.848	65.020	-8.980	74.000	PEAK
6	2500.000	12.274	43.648	55.923	-18.077	74.000	PEAK

Note:

1. All readings above 1GHz are performed with peak and/or average measurements as necessary.
2. Peak measurements: RBW = 1MHz, VBW = 3 MHz, Sweep: Auto.
3. Average measurements: RBW = 1MHz, VBW = 10 Hz, Sweep: Auto.
4. “ * ”, means this data is the worst emission level.
5. Measurement Level = Reading Level + Correct Factor.
6. The average measurement was not performed when the peak measured data under the limit of average detection.

Site : DEKRA Taiwan CB2-H	Time : 2017/11/17
Limit : FCC_SpartC_15.209_03M_AV	Margin : 6
Probe : CB2_FCC_EFS_B091_1-18GHz_3M_0117 - VERTICAL	Power : AC 120V/60Hz
EUT : Verizon Mesh Router	Note : Mode 3: Transmit_BF Mode_ 802.11n(20M)_2437MHz

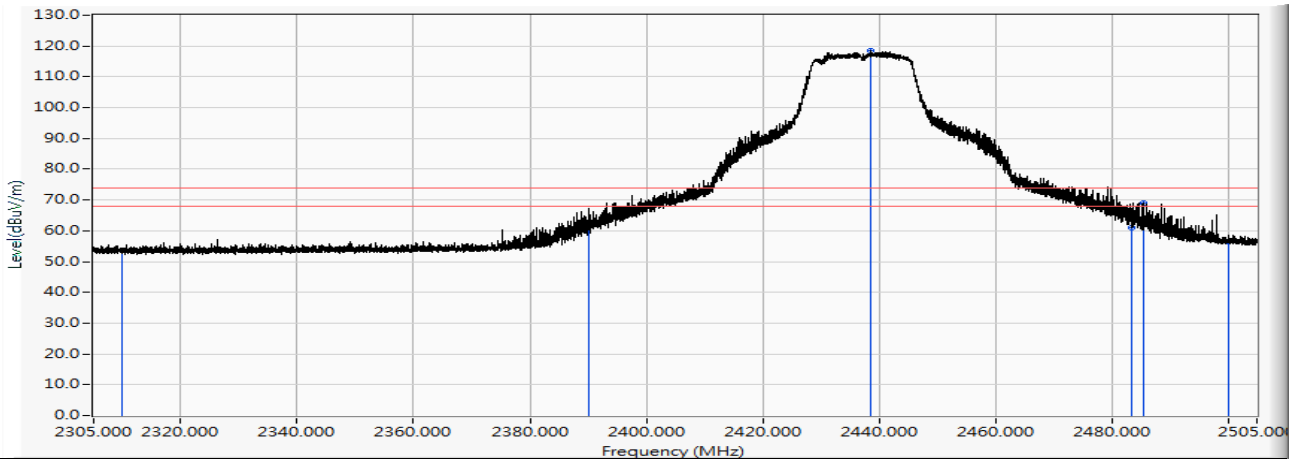


	Frequency (MHz)	Correct Factor (dB)	Reading Level (dBuV)	Measure Level (dBuV/m)	Margin (dB)	Limit (dBuV/m)	Detector Type
1	2310.000	11.014	30.205	41.220	-12.780	54.000	AVERAGE
2	2390.000	11.544	33.312	44.856	-9.144	54.000	AVERAGE
3	* 2438.480	11.870	93.154	105.024	51.024	54.000	AVERAGE
4	2483.500	12.172	34.205	46.377	-7.623	54.000	AVERAGE
5	2483.860	12.175	34.118	46.293	-7.707	54.000	AVERAGE
6	2500.000	12.274	31.982	44.257	-9.743	54.000	AVERAGE

Note:

1. All readings above 1GHz are performed with peak and/or average measurements as necessary.
2. Peak measurements: RBW = 1MHz, VBW = 3 MHz, Sweep: Auto.
3. Average measurements: RBW = 1MHz, VBW = 10 Hz, Sweep: Auto.
4. “ * ”, means this data is the worst emission level.
5. Measurement Level = Reading Level + Correct Factor.
6. The average measurement was not performed when the peak measured data under the limit of average detection.

Site : DEKRA Taiwan CB2-H	Time : 2017/11/17
Limit : FCC_SpartC_15.209_03M_PK	Margin : 6
Probe : CB2_FCC_EFS_B091_1-18GHz_3M_0117 - HORIZONTAL	Power : AC 120V/60Hz
EUT : Verizon Mesh Router	Note : Mode 3: Transmit_BF Mode_802.11n(20M)_2437MHz

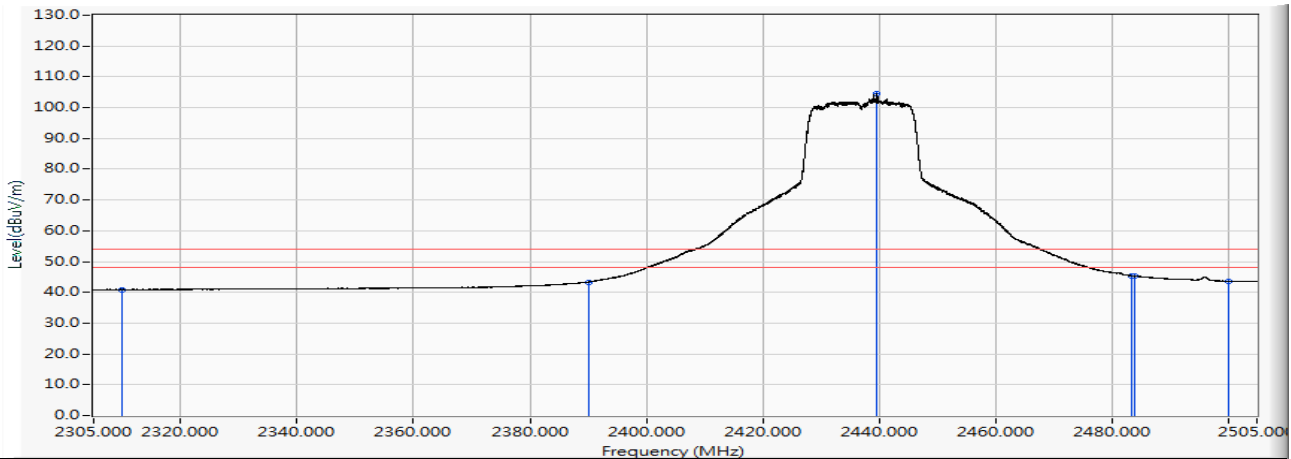


	Frequency (MHz)	Correct Factor (dB)	Reading Level (dBuV)	Measure Level (dBuV/m)	Margin (dB)	Limit (dBuV/m)	Detector Type
1	2310.000	11.014	42.535	53.550	-20.450	74.000	PEAK
2	2390.000	11.544	50.690	62.234	-11.766	74.000	PEAK
3	* 2438.640	11.871	106.608	118.479	44.479	74.000	PEAK
4	2483.500	12.172	48.663	60.835	-13.165	74.000	PEAK
5	2485.540	12.186	56.927	69.113	-4.887	74.000	PEAK
6	2500.000	12.274	44.187	56.462	-17.538	74.000	PEAK

Note:

1. All readings above 1GHz are performed with peak and/or average measurements as necessary.
2. Peak measurements: RBW = 1MHz, VBW = 3 MHz, Sweep: Auto.
3. Average measurements: RBW = 1MHz, VBW = 10 Hz, Sweep: Auto.
4. “ * ”, means this data is the worst emission level.
5. Measurement Level = Reading Level + Correct Factor.
6. The average measurement was not performed when the peak measured data under the limit of average detection.

Site : DEKRA Taiwan CB2-H	Time : 2017/11/17
Limit : FCC_SpartC_15.209_03M_AV	Margin : 6
Probe : CB2_FCC_EFS_B091_1-18GHz_3M_0117 - HORIZONTAL	Power : AC 120V/60Hz
EUT : Verizon Mesh Router	Note : Mode 3: Transmit_BF Mode_802.11n(20M)_2437MHz

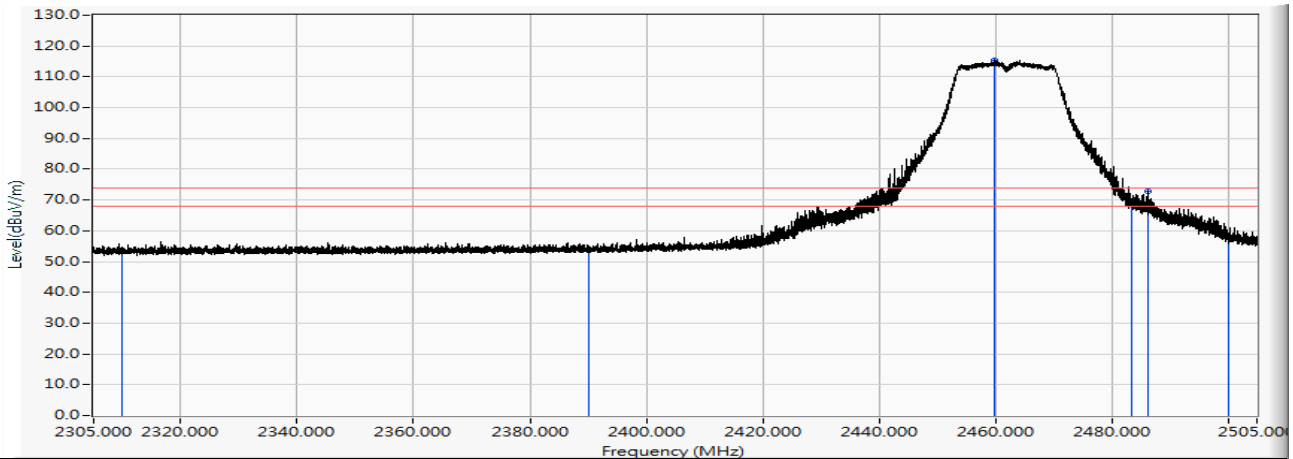


	Frequency (MHz)	Correct Factor (dB)	Reading Level (dBuV)	Measure Level (dBuV/m)	Margin (dB)	Limit (dBuV/m)	Detector Type
1	2310.000	11.014	29.933	40.948	-13.052	54.000	AVERAGE
2	2390.000	11.544	31.811	43.355	-10.645	54.000	AVERAGE
3	* 2439.720	11.878	92.572	104.450	50.450	54.000	AVERAGE
4	2483.500	12.172	33.173	45.345	-8.655	54.000	AVERAGE
5	2483.860	12.175	33.047	45.222	-8.778	54.000	AVERAGE
6	2500.000	12.274	31.356	43.631	-10.369	54.000	AVERAGE

Note:

1. All readings above 1GHz are performed with peak and/or average measurements as necessary.
2. Peak measurements: RBW = 1MHz, VBW = 3 MHz, Sweep: Auto.
3. Average measurements: RBW = 1MHz, VBW = 10 Hz, Sweep: Auto.
4. “ * ”, means this data is the worst emission level.
5. Measurement Level = Reading Level + Correct Factor.
6. The average measurement was not performed when the peak measured data under the limit of average detection.

Site : DEKRA Taiwan CB2-H	Time : 2017/11/17
Limit : FCC_SpartC_15.209_03M_PK	Margin : 6
Probe : CB2_FCC_EFS_B091_1-18GHz_3M_0117 - HORIZONTAL	Power : AC 120V/60Hz
EUT : Verizon Mesh Router	Note : Mode 3: Transmit_BF Mode_802.11n(20M)_2462MHz

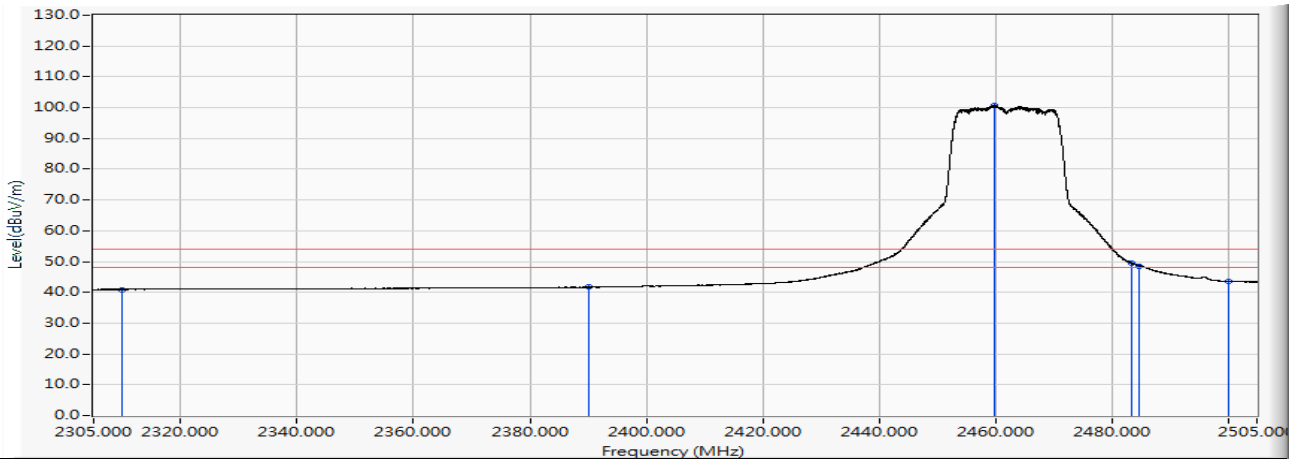


	Frequency (MHz)	Correct Factor (dB)	Reading Level (dBuV)	Measure Level (dBuV/m)	Margin (dB)	Limit (dBuV/m)	Detector Type
1	2310.000	11.014	42.574	53.589	-20.411	74.000	PEAK
2	2390.000	11.544	42.337	53.881	-20.119	74.000	PEAK
3	* 2459.840	12.013	103.477	115.490	41.490	74.000	PEAK
4	2483.500	12.172	56.345	68.517	-5.483	74.000	PEAK
5	2486.320	12.191	60.727	72.918	-1.082	74.000	PEAK
6	2500.000	12.274	46.052	58.327	-15.673	74.000	PEAK

Note:

1. All readings above 1GHz are performed with peak and/or average measurements as necessary.
2. Peak measurements: RBW = 1MHz, VBW = 3 MHz, Sweep: Auto.
3. Average measurements: RBW = 1MHz, VBW = 10 Hz, Sweep: Auto.
4. “ * ”, means this data is the worst emission level.
5. Measurement Level = Reading Level + Correct Factor.
6. The average measurement was not performed when the peak measured data under the limit of average detection.

Site : DEKRA Taiwan CB2-H	Time : 2017/11/17
Limit : FCC_SpartC_15.209_03M_AV	Margin : 6
Probe : CB2_FCC_EFS_B091_1-18GHz_3M_0117 - HORIZONTAL	Power : AC 120V/60Hz
EUT : Verizon Mesh Router	Note : Mode 3: Transmit_BF Mode_802.11n(20M)_2462MHz

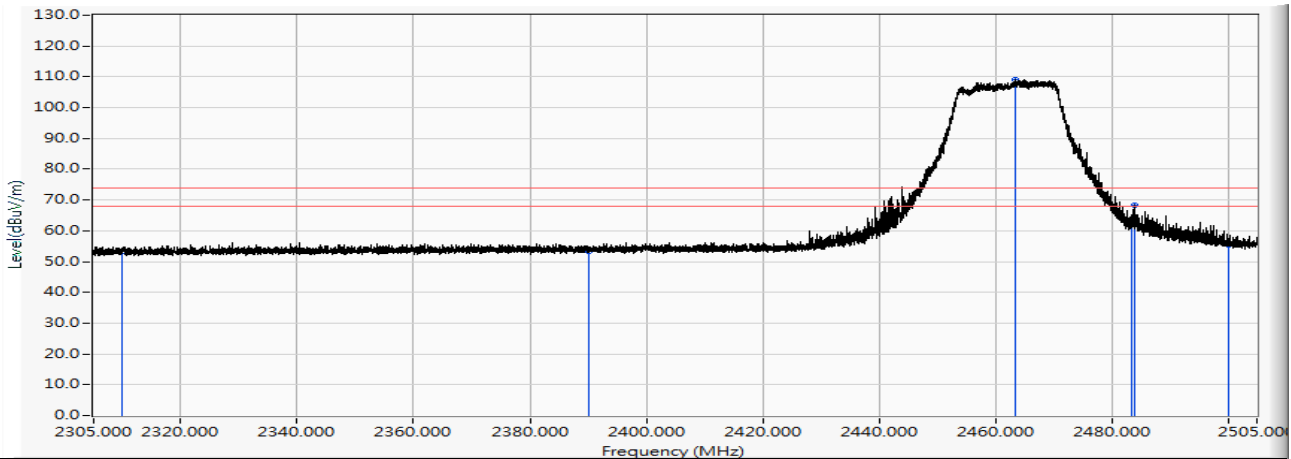


	Frequency (MHz)	Correct Factor (dB)	Reading Level (dBuV)	Measure Level (dBuV/m)	Margin (dB)	Limit (dBuV/m)	Detector Type
1	2310.000	11.014	29.905	40.920	-13.080	54.000	AVERAGE
2	2390.000	11.544	30.144	41.688	-12.312	54.000	AVERAGE
3	* 2459.860	12.013	88.635	100.648	46.648	54.000	AVERAGE
4	2483.500	12.172	37.282	49.454	-4.546	54.000	AVERAGE
5	2484.840	12.181	36.291	48.472	-5.528	54.000	AVERAGE
6	2500.000	12.274	31.319	43.594	-10.406	54.000	AVERAGE

Note:

1. All readings above 1GHz are performed with peak and/or average measurements as necessary.
2. Peak measurements: RBW = 1MHz, VBW = 3 MHz, Sweep: Auto.
3. Average measurements: RBW = 1MHz, VBW = 10 Hz, Sweep: Auto.
4. “ * ”, means this data is the worst emission level.
5. Measurement Level = Reading Level + Correct Factor.
6. The average measurement was not performed when the peak measured data under the limit of average detection.

Site : DEKRA Taiwan CB2-H	Time : 2017/11/17
Limit : FCC_SpartC_15.209_03M_PK	Margin : 6
Probe : CB2_FCC_EFS_B091_1-18GHz_3M_0117 - VERTICAL	Power : AC 120V/60Hz
EUT : Verizon Mesh Router	Note : Mode 3: Transmit_BF Mode_ 802.11n(20M)_2462MHz

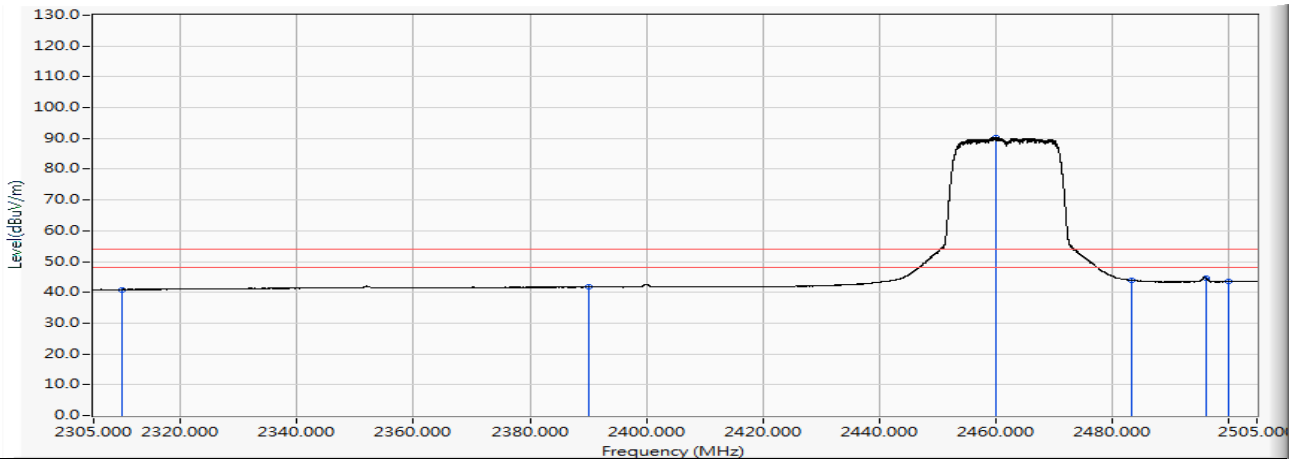


	Frequency (MHz)	Correct Factor (dB)	Reading Level (dBuV)	Measure Level (dBuV/m)	Margin (dB)	Limit (dBuV/m)	Detector Type
1	2310.000	11.014	42.329	53.344	-20.656	74.000	PEAK
2	2390.000	11.544	41.692	53.236	-20.764	74.000	PEAK
3	* 2463.480	12.039	96.992	109.030	35.030	74.000	PEAK
4	2483.500	12.172	50.701	62.873	-11.127	74.000	PEAK
5	2483.940	12.175	56.136	68.311	-5.689	74.000	PEAK
6	2500.000	12.274	43.105	55.380	-18.620	74.000	PEAK

Note:

1. All readings above 1GHz are performed with peak and/or average measurements as necessary.
2. Peak measurements: RBW = 1MHz, VBW = 3 MHz, Sweep: Auto.
3. Average measurements: RBW = 1MHz, VBW = 10 Hz, Sweep: Auto.
4. “ * ”, means this data is the worst emission level.
5. Measurement Level = Reading Level + Correct Factor.
6. The average measurement was not performed when the peak measured data under the limit of average detection.

Site : DEKRA Taiwan CB2-H	Time : 2017/11/17
Limit : FCC_SpartC_15.209_03M_AV	Margin : 6
Probe : CB2_FCC_EFS_B091_1-18GHz_3M_0117 - VERTICAL	Power : AC 120V/60Hz
EUT : Verizon Mesh Router	Note : Mode 3: Transmit_BF Mode_ 802.11n(20M)_2462MHz

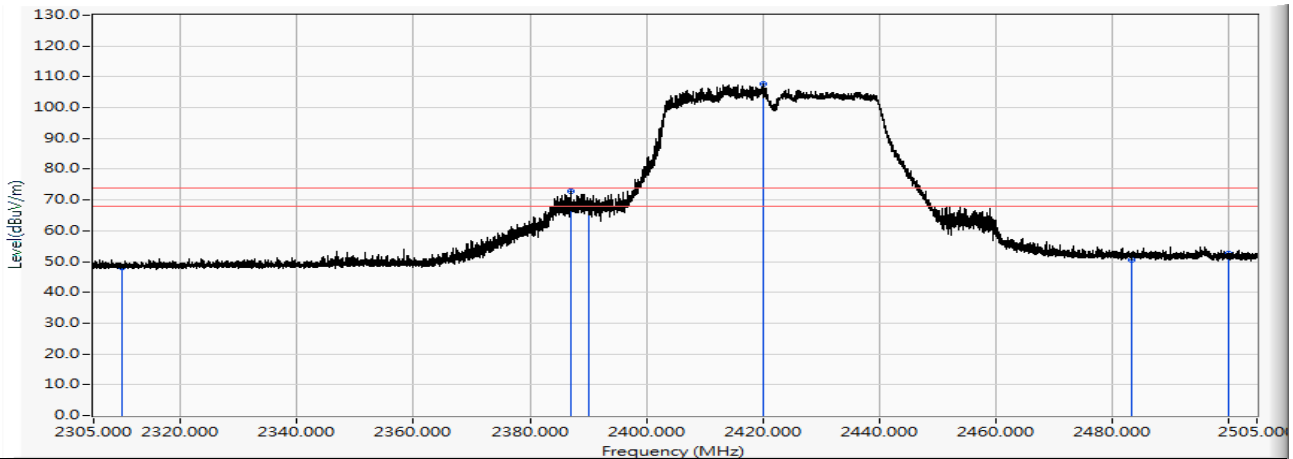


	Frequency (MHz)	Correct Factor (dB)	Reading Level (dBuV)	Measure Level (dBuV/m)	Margin (dB)	Limit (dBuV/m)	Detector Type
1	2310.000	11.014	29.884	40.899	-13.101	54.000	AVERAGE
2	2390.000	11.544	30.166	41.710	-12.290	54.000	AVERAGE
3	* 2460.100	12.015	78.353	90.368	36.368	54.000	AVERAGE
4	2483.500	12.172	31.741	43.913	-10.087	54.000	AVERAGE
5	2496.160	12.255	32.527	44.783	-9.217	54.000	AVERAGE
6	2500.000	12.274	31.224	43.499	-10.501	54.000	AVERAGE

Note:

1. All readings above 1GHz are performed with peak and/or average measurements as necessary.
2. Peak measurements: RBW = 1MHz, VBW = 3 MHz, Sweep: Auto.
3. Average measurements: RBW = 1MHz, VBW = 10 Hz, Sweep: Auto.
4. “ * ”, means this data is the worst emission level.
5. Measurement Level = Reading Level + Correct Factor.
6. The average measurement was not performed when the peak measured data under the limit of average detection.

Site : DEKRA Taiwan CB2-H	Time : 2017/11/17
Limit : FCC_SpartC_15.209_03M_PK	Margin : 6
Probe : CB2_FCC_EFS_B091_1-18GHz_3M_0117 - HORIZONTAL	Power : AC 120V/60Hz
EUT : Verizon Mesh Router	Note : Mode 3: Transmit_BF Mode_802.11n(40M)_2422MHz

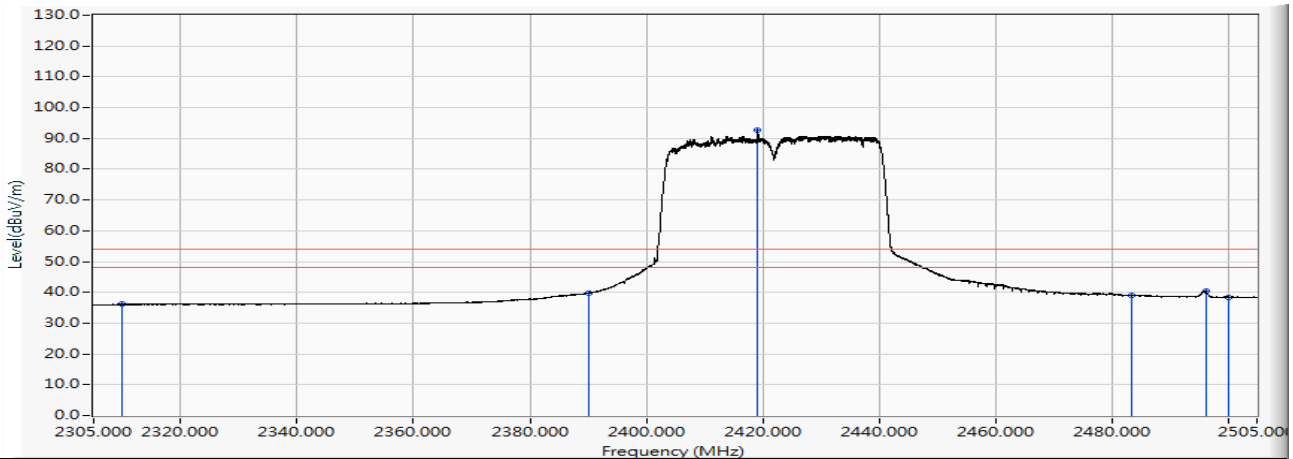


	Frequency (MHz)	Correct Factor (dB)	Reading Level (dBuV)	Measure Level (dBuV/m)	Margin (dB)	Limit (dBuV/m)	Detector Type
1	2310.000	11.014	37.131	48.146	-25.854	74.000	PEAK
2	2387.020	11.524	61.386	72.910	-1.090	74.000	PEAK
3	2390.000	11.544	55.931	67.475	-6.525	74.000	PEAK
4	* 2420.160	11.747	96.077	107.823	33.823	74.000	PEAK
5	2483.500	12.172	38.375	50.547	-23.453	74.000	PEAK
6	2500.000	12.274	40.359	52.634	-21.366	74.000	PEAK

Note:

1. All readings above 1GHz are performed with peak and/or average measurements as necessary.
2. Peak measurements: RBW = 1MHz, VBW = 3 MHz, Sweep: Auto.
3. Average measurements: RBW = 1MHz, VBW = 10 Hz, Sweep: Auto.
4. “ * ”, means this data is the worst emission level.
5. Measurement Level = Reading Level + Correct Factor.
6. The average measurement was not performed when the peak measured data under the limit of average detection.

Site : DEKRA Taiwan CB2-H	Time : 2017/11/17
Limit : FCC_SpartC_15.209_03M_AV	Margin : 6
Probe : CB2_FCC_EFS_B091_1-18GHz_3M_0117 - HORIZONTAL	Power : AC 120V/60Hz
EUT : Verizon Mesh Router	Note : Mode 3: Transmit_BF Mode_802.11n(40M)_2422MHz

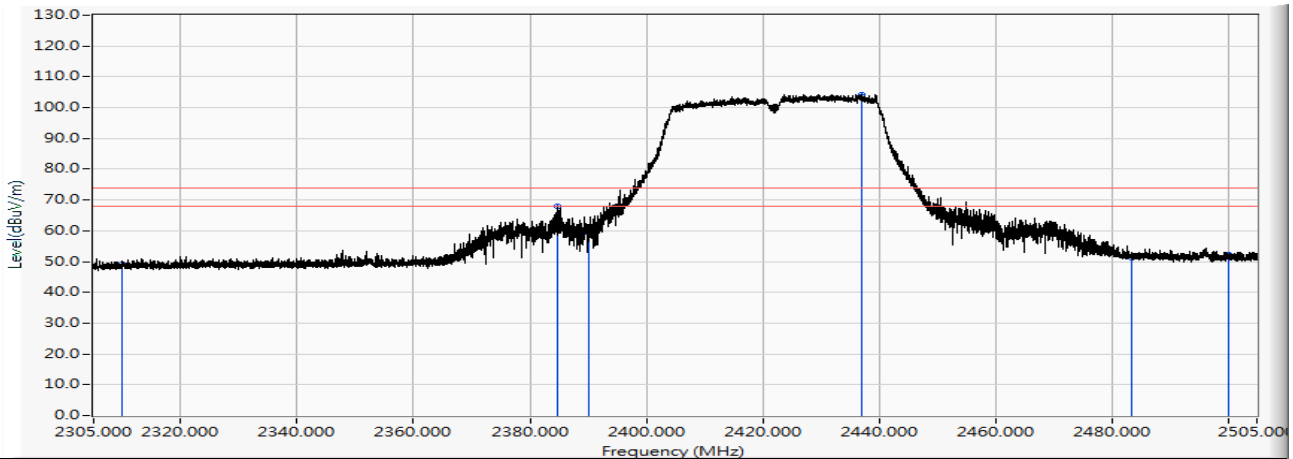


	Frequency (MHz)	Correct Factor (dB)	Reading Level (dBuV)	Measure Level (dBuV/m)	Margin (dB)	Limit (dBuV/m)	Detector Type
1	2310.000	11.014	25.071	36.086	-17.914	54.000	AVERAGE
2	2390.000	11.544	28.147	39.691	-14.309	54.000	AVERAGE
3	* 2419.180	11.740	80.812	92.552	38.552	54.000	AVERAGE
4	2483.500	12.172	26.783	38.955	-15.045	54.000	AVERAGE
5	2496.160	12.255	28.179	40.435	-13.565	54.000	AVERAGE
6	2500.000	12.274	26.219	38.494	-15.506	54.000	AVERAGE

Note:

1. All readings above 1GHz are performed with peak and/or average measurements as necessary.
2. Peak measurements: RBW = 1MHz, VBW = 3 MHz, Sweep: Auto.
3. Average measurements: RBW = 1MHz, VBW = 10 Hz, Sweep: Auto.
4. “ * ”, means this data is the worst emission level.
5. Measurement Level = Reading Level + Correct Factor.
6. The average measurement was not performed when the peak measured data under the limit of average detection.

Site : DEKRA Taiwan CB2-H	Time : 2017/11/17
Limit : FCC_SpartC_15.209_03M_PK	Margin : 6
Probe : CB2_FCC_EFS_B091_1-18GHz_3M_0117 - VERTICAL	Power : AC 120V/60Hz
EUT : Verizon Mesh Router	Note : Mode 3: Transmit_BF Mode_ 802.11n(40M)_2422MHz

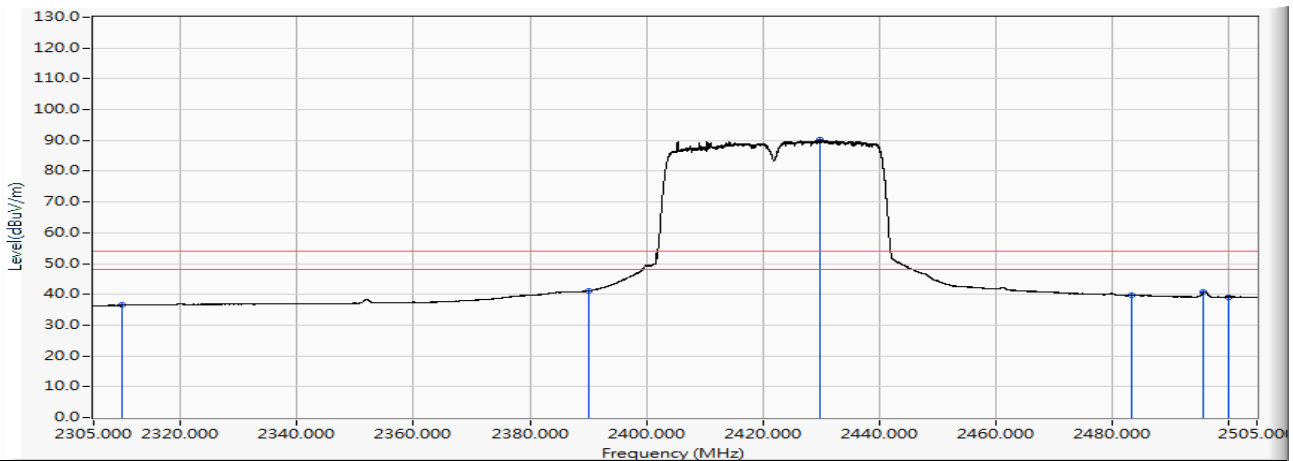


	Frequency (MHz)	Correct Factor (dB)	Reading Level (dBuV)	Measure Level (dBuV/m)	Margin (dB)	Limit (dBuV/m)	Detector Type
1	2310.000	11.014	38.200	49.215	-24.785	74.000	PEAK
2	2384.760	11.509	56.563	68.072	-5.928	74.000	PEAK
3	2390.000	11.544	47.559	59.103	-14.897	74.000	PEAK
4	* 2436.960	11.859	92.349	104.208	30.208	74.000	PEAK
5	2483.500	12.172	39.004	51.176	-22.824	74.000	PEAK
6	2500.000	12.274	39.840	52.115	-21.885	74.000	PEAK

Note:

1. All readings above 1GHz are performed with peak and/or average measurements as necessary.
2. Peak measurements: RBW = 1MHz, VBW = 3 MHz, Sweep: Auto.
3. Average measurements: RBW = 1MHz, VBW = 10 Hz, Sweep: Auto.
4. “ * ”, means this data is the worst emission level.
5. Measurement Level = Reading Level + Correct Factor.
6. The average measurement was not performed when the peak measured data under the limit of average detection.

Site : DEKRA Taiwan CB2-H	Time : 2017/11/17
Limit : FCC_SpartC_15.209_03M_AV	Margin : 6
Probe : CB2_FCC_EFS_B091_1-18GHz_3M_0117 - VERTICAL	Power : AC 120V/60Hz
EUT : Verizon Mesh Router	Note : Mode 3: Transmit_BF Mode_ 802.11n(40M)_2422MHz

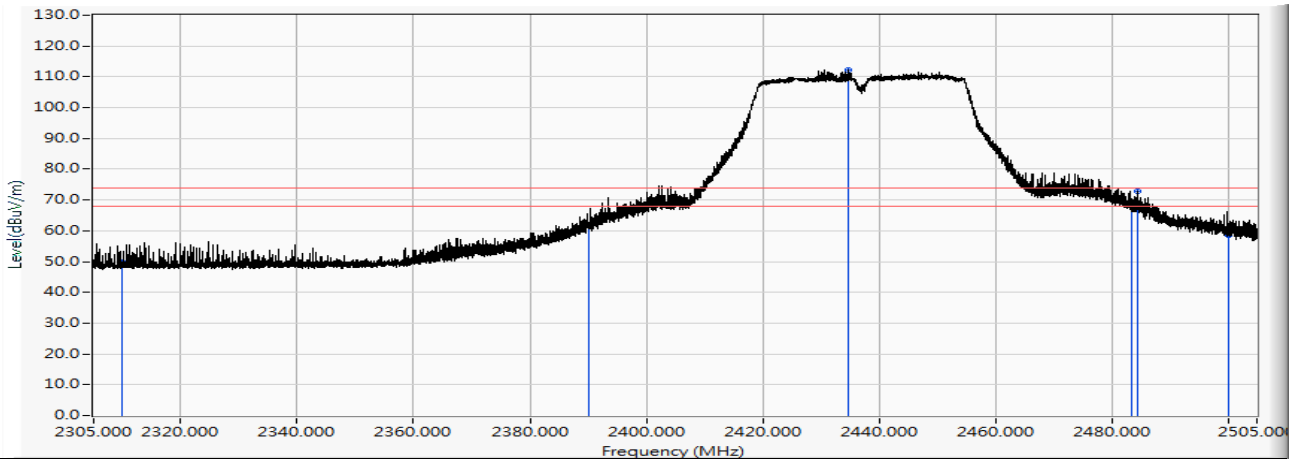


	Frequency (MHz)	Correct Factor (dB)	Reading Level (dBuV)	Measure Level (dBuV/m)	Margin (dB)	Limit (dBuV/m)	Detector Type
1	2310.000	11.014	25.413	36.428	-17.572	54.000	AVERAGE
2	2390.000	11.544	29.572	41.116	-12.884	54.000	AVERAGE
3	* 2429.840	11.811	78.288	90.099	36.099	54.000	AVERAGE
4	2483.500	12.172	27.486	39.658	-14.342	54.000	AVERAGE
5	2495.880	12.254	28.648	40.902	-13.098	54.000	AVERAGE
6	2500.000	12.274	26.925	39.200	-14.800	54.000	AVERAGE

Note:

1. All readings above 1GHz are performed with peak and/or average measurements as necessary.
2. Peak measurements: RBW = 1MHz, VBW = 3 MHz, Sweep: Auto.
3. Average measurements: RBW = 1MHz, VBW = 10 Hz, Sweep: Auto.
4. “ * ”, means this data is the worst emission level.
5. Measurement Level = Reading Level + Correct Factor.
6. The average measurement was not performed when the peak measured data under the limit of average detection.

Site : DEKRA Taiwan CB2-H	Time : 2017/11/17
Limit : FCC_SpartC_15.209_03M_PK	Margin : 6
Probe : CB2_FCC_EFS_B091_1-18GHz_3M_0117 - HORIZONTAL	Power : AC 120V/60Hz
EUT : Verizon Mesh Router	Note : Mode 3: Transmit_BF Mode_802.11n(40M)_2437MHz

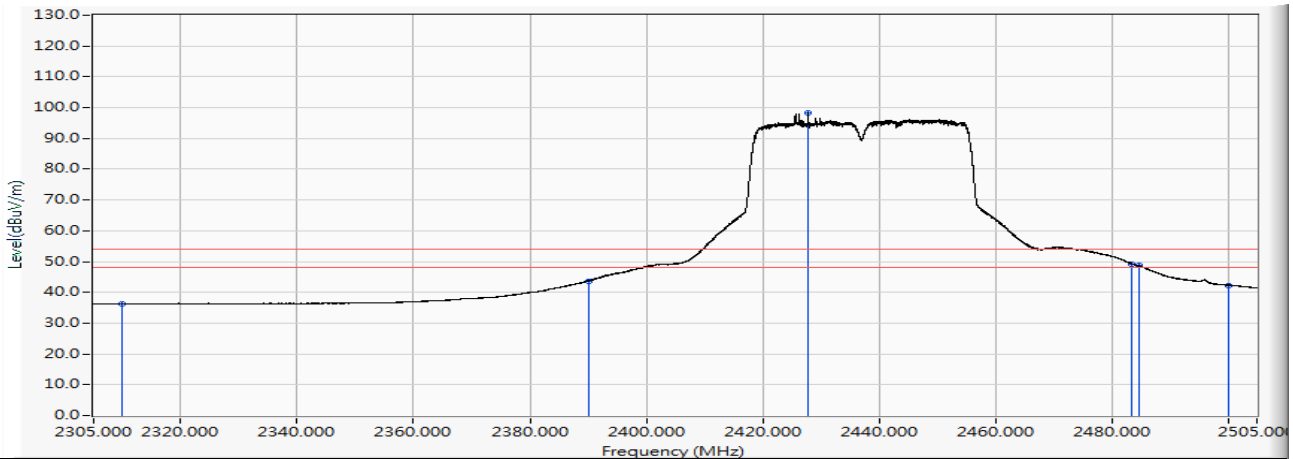


	Frequency (MHz)	Correct Factor (dB)	Reading Level (dBuV)	Measure Level (dBuV/m)	Margin (dB)	Limit (dBuV/m)	Detector Type
1	2310.000	11.014	38.699	49.714	-24.286	74.000	PEAK
2	2390.000	11.544	50.634	62.178	-11.822	74.000	PEAK
3	* 2434.700	11.844	100.412	112.256	38.256	74.000	PEAK
4	2483.500	12.172	56.287	68.459	-5.541	74.000	PEAK
5	2484.560	12.179	60.682	72.861	-1.139	74.000	PEAK
6	2500.000	12.274	46.377	58.652	-15.348	74.000	PEAK

Note:

1. All readings above 1GHz are performed with peak and/or average measurements as necessary.
2. Peak measurements: RBW = 1MHz, VBW = 3 MHz, Sweep: Auto.
3. Average measurements: RBW = 1MHz, VBW = 10 Hz, Sweep: Auto.
4. “ * ”, means this data is the worst emission level.
5. Measurement Level = Reading Level + Correct Factor.
6. The average measurement was not performed when the peak measured data under the limit of average detection.

Site : DEKRA Taiwan CB2-H	Time : 2017/11/17
Limit : FCC_SpartC_15.209_03M_AV	Margin : 6
Probe : CB2_FCC_EFS_B091_1-18GHz_3M_0117 - HORIZONTAL	Power : AC 120V/60Hz
EUT : Verizon Mesh Router	Note : Mode 3: Transmit_BF Mode_802.11n(40M)_2437MHz

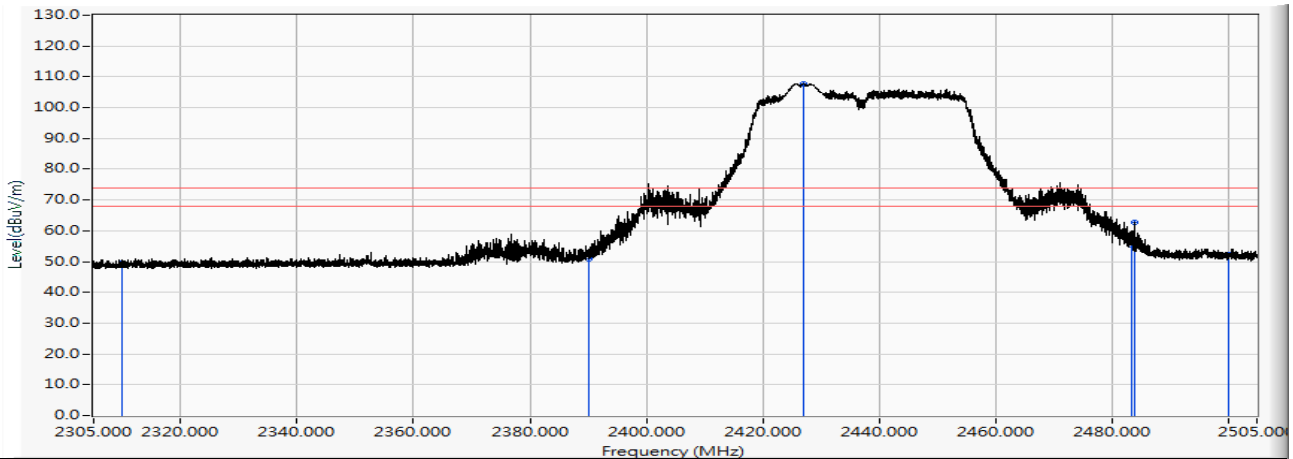


	Frequency (MHz)	Correct Factor (dB)	Reading Level (dBuV)	Measure Level (dBuV/m)	Margin (dB)	Limit (dBuV/m)	Detector Type
1	2310.000	11.014	25.304	36.319	-17.681	54.000	AVERAGE
2	2390.000	11.544	32.174	43.718	-10.282	54.000	AVERAGE
3	* 2427.760	11.797	86.374	98.171	44.171	54.000	AVERAGE
4	2483.500	12.172	37.027	49.199	-4.801	54.000	AVERAGE
5	2484.620	12.180	36.541	48.721	-5.279	54.000	AVERAGE
6	2500.000	12.274	30.060	42.335	-11.665	54.000	AVERAGE

Note:

1. All readings above 1GHz are performed with peak and/or average measurements as necessary.
2. Peak measurements: RBW = 1MHz, VBW = 3 MHz, Sweep: Auto.
3. Average measurements: RBW = 1MHz, VBW = 10 Hz, Sweep: Auto.
4. “ * ”, means this data is the worst emission level.
5. Measurement Level = Reading Level + Correct Factor.
6. The average measurement was not performed when the peak measured data under the limit of average detection.

Site : DEKRA Taiwan CB2-H	Time : 2017/11/17
Limit : FCC_SpartC_15.209_03M_PK	Margin : 6
Probe : CB2_FCC_EFS_B091_1-18GHz_3M_0117 - VERTICAL	Power : AC 120V/60Hz
EUT : Verizon Mesh Router	Note : Mode 3: Transmit_BF Mode_ 802.11n(40M)_2437MHz

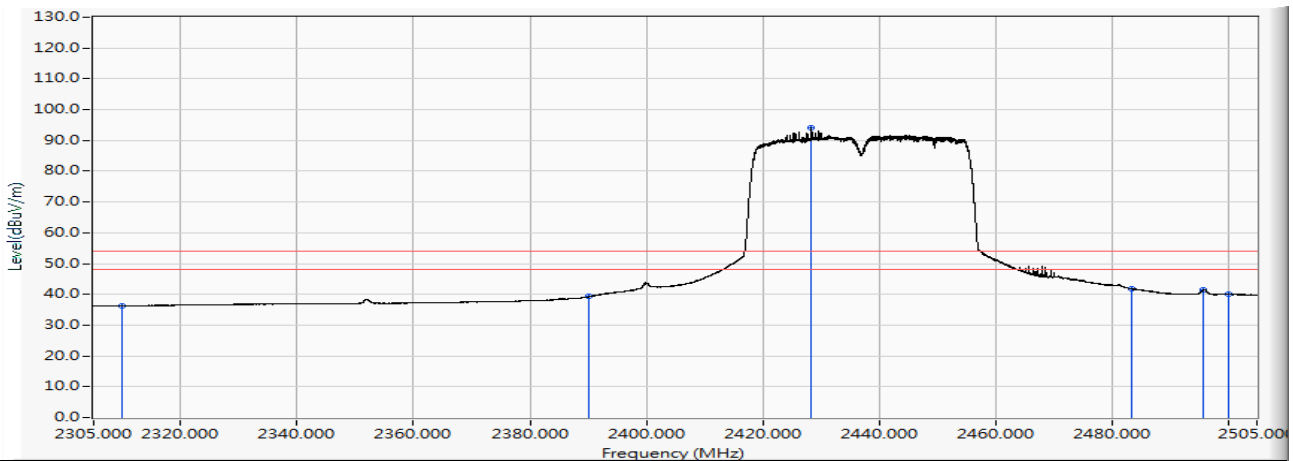


	Frequency (MHz)	Correct Factor (dB)	Reading Level (dBuV)	Measure Level (dBuV/m)	Margin (dB)	Limit (dBuV/m)	Detector Type
1	2310.000	11.014	38.347	49.362	-24.638	74.000	PEAK
2	2390.000	11.544	39.226	50.770	-23.230	74.000	PEAK
3	* 2427.000	11.792	96.009	107.801	33.801	74.000	PEAK
4	2483.500	12.172	43.147	55.319	-18.681	74.000	PEAK
5	2483.980	12.175	50.412	62.587	-11.413	74.000	PEAK
6	2500.000	12.274	39.940	52.215	-21.785	74.000	PEAK

Note:

1. All readings above 1GHz are performed with peak and/or average measurements as necessary.
2. Peak measurements: RBW = 1MHz, VBW = 3 MHz, Sweep: Auto.
3. Average measurements: RBW = 1MHz, VBW = 10 Hz, Sweep: Auto.
4. “ * ”, means this data is the worst emission level.
5. Measurement Level = Reading Level + Correct Factor.
6. The average measurement was not performed when the peak measured data under the limit of average detection.

Site : DEKRA Taiwan CB2-H	Time : 2017/11/17
Limit : FCC_SpartC_15.209_03M_AV	Margin : 6
Probe : CB2_FCC_EFS_B091_1-18GHz_3M_0117 - VERTICAL	Power : AC 120V/60Hz
EUT : Verizon Mesh Router	Note : Mode 3: Transmit_BF Mode_ 802.11n(40M)_2437MHz

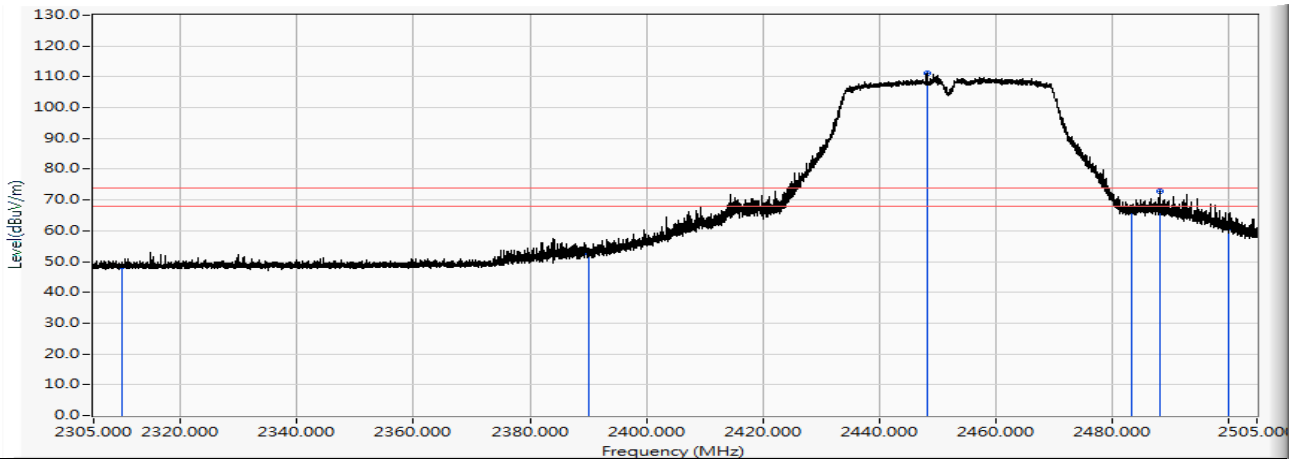


	Frequency (MHz)	Correct Factor (dB)	Reading Level (dBuV)	Measure Level (dBuV/m)	Margin (dB)	Limit (dBuV/m)	Detector Type
1	2310.000	11.014	25.268	36.283	-17.717	54.000	AVERAGE
2	2390.000	11.544	27.684	39.228	-14.772	54.000	AVERAGE
3	* 2428.260	11.801	82.434	94.235	40.235	54.000	AVERAGE
4	2483.500	12.172	29.567	41.739	-12.261	54.000	AVERAGE
5	2495.820	12.254	29.201	41.455	-12.545	54.000	AVERAGE
6	2500.000	12.274	27.825	40.100	-13.900	54.000	AVERAGE

Note:

1. All readings above 1GHz are performed with peak and/or average measurements as necessary.
2. Peak measurements: RBW = 1MHz, VBW = 3 MHz, Sweep: Auto.
3. Average measurements: RBW = 1MHz, VBW = 10 Hz, Sweep: Auto.
4. “ * ”, means this data is the worst emission level.
5. Measurement Level = Reading Level + Correct Factor.
6. The average measurement was not performed when the peak measured data under the limit of average detection.

Site : DEKRA Taiwan CB2-H	Time : 2017/11/17
Limit : FCC_SpartC_15.209_03M_PK	Margin : 6
Probe : CB2_FCC_EFS_B091_1-18GHz_3M_0117 - HORIZONTAL	Power : AC 120V/60Hz
EUT : Verizon Mesh Router	Note : Mode 3: Transmit_BF Mode_802.11n(40M)_2452MHz

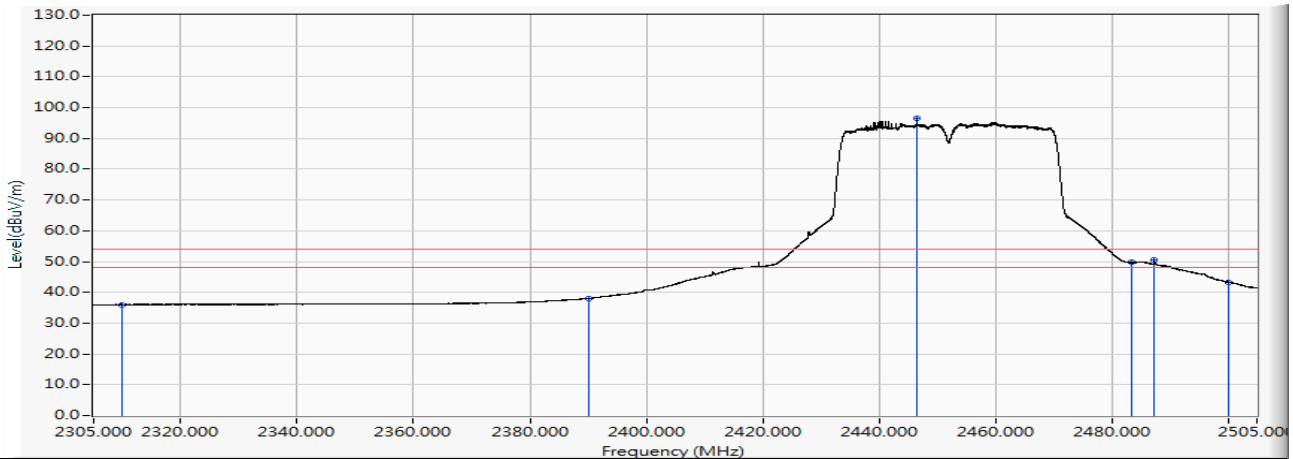


	Frequency (MHz)	Correct Factor (dB)	Reading Level (dBuV)	Measure Level (dBuV/m)	Margin (dB)	Limit (dBuV/m)	Detector Type
1	2310.000	11.014	37.416	48.431	-25.569	74.000	PEAK
2	2390.000	11.544	40.965	52.509	-21.491	74.000	PEAK
3	* 2448.400	11.937	99.105	111.041	37.041	74.000	PEAK
4	2483.500	12.172	54.934	67.106	-6.894	74.000	PEAK
5	2488.220	12.204	60.481	72.684	-1.316	74.000	PEAK
6	2500.000	12.274	48.812	61.087	-12.913	74.000	PEAK

Note:

1. All readings above 1GHz are performed with peak and/or average measurements as necessary.
2. Peak measurements: RBW = 1MHz, VBW = 3 MHz, Sweep: Auto.
3. Average measurements: RBW = 1MHz, VBW = 10 Hz, Sweep: Auto.
4. “ * ”, means this data is the worst emission level.
5. Measurement Level = Reading Level + Correct Factor.
6. The average measurement was not performed when the peak measured data under the limit of average detection.

Site : DEKRA Taiwan CB2-H	Time : 2017/11/17
Limit : FCC_SpartC_15.209_03M_AV	Margin : 6
Probe : CB2_FCC_EFS_B091_1-18GHz_3M_0117 - HORIZONTAL	Power : AC 120V/60Hz
EUT : Verizon Mesh Router	Note : Mode 3: Transmit_BF Mode_802.11n(40M)_2452MHz

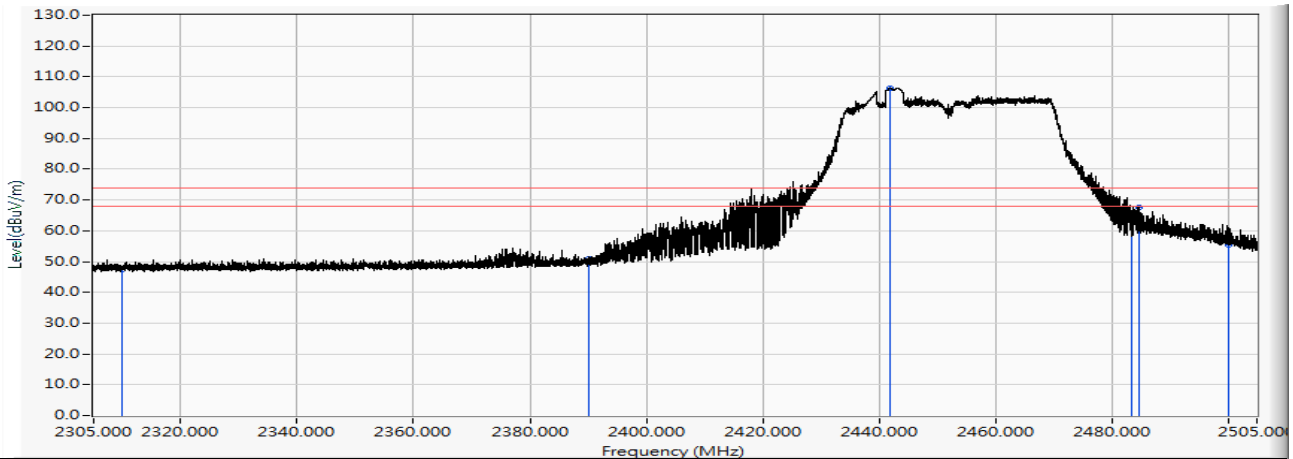


	Frequency (MHz)	Correct Factor (dB)	Reading Level (dBuV)	Measure Level (dBuV/m)	Margin (dB)	Limit (dBuV/m)	Detector Type
1	2310.000	11.014	25.038	36.053	-17.947	54.000	AVERAGE
2	2390.000	11.544	26.467	38.011	-15.989	54.000	AVERAGE
3	* 2446.520	11.923	84.605	96.529	42.529	54.000	AVERAGE
4	2483.500	12.172	37.523	49.695	-4.305	54.000	AVERAGE
5	2487.380	12.198	38.498	50.696	-3.304	54.000	AVERAGE
6	2500.000	12.274	30.997	43.272	-10.728	54.000	AVERAGE

Note:

1. All readings above 1GHz are performed with peak and/or average measurements as necessary.
2. Peak measurements: RBW = 1MHz, VBW = 3 MHz, Sweep: Auto.
3. Average measurements: RBW = 1MHz, VBW = 10 Hz, Sweep: Auto.
4. “ * ”, means this data is the worst emission level.
5. Measurement Level = Reading Level + Correct Factor.
6. The average measurement was not performed when the peak measured data under the limit of average detection.

Site : DEKRA Taiwan CB2-H	Time : 2017/11/17
Limit : FCC_SpartC_15.209_03M_PK	Margin : 6
Probe : CB2_FCC_EFS_B091_1-18GHz_3M_0117 - VERTICAL	Power : AC 120V/60Hz
EUT : Verizon Mesh Router	Note : Mode 3: Transmit_BF Mode_ 802.11n(40M)_2452MHz

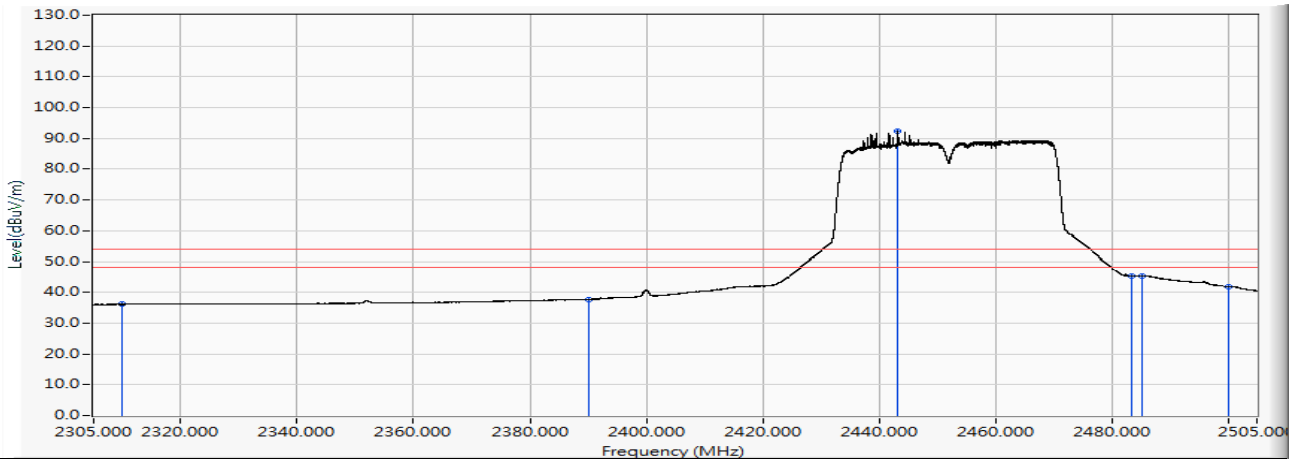


	Frequency (MHz)	Correct Factor (dB)	Reading Level (dBuV)	Measure Level (dBuV/m)	Margin (dB)	Limit (dBuV/m)	Detector Type
1	2310.000	11.014	36.300	47.315	-26.685	74.000	PEAK
2	2390.000	11.544	39.433	50.977	-23.023	74.000	PEAK
3	* 2442.000	11.893	94.484	106.377	32.377	74.000	PEAK
4	2483.500	12.172	53.715	65.887	-8.113	74.000	PEAK
5	2484.860	12.181	55.277	67.458	-6.542	74.000	PEAK
6	2500.000	12.274	43.197	55.472	-18.528	74.000	PEAK

Note:

1. All readings above 1GHz are performed with peak and/or average measurements as necessary.
2. Peak measurements: RBW = 1MHz, VBW = 3 MHz, Sweep: Auto.
3. Average measurements: RBW = 1MHz, VBW = 10 Hz, Sweep: Auto.
4. “ * ”, means this data is the worst emission level.
5. Measurement Level = Reading Level + Correct Factor.
6. The average measurement was not performed when the peak measured data under the limit of average detection.

Site : DEKRA Taiwan CB2-H	Time : 2017/11/17
Limit : FCC_SpartC_15.209_03M_AV	Margin : 6
Probe : CB2_FCC_EFS_B091_1-18GHz_3M_0117 - VERTICAL	Power : AC 120V/60Hz
EUT : Verizon Mesh Router	Note : Mode 3: Transmit_BF Mode_ 802.11n(40M)_2452MHz



	Frequency (MHz)	Correct Factor (dB)	Reading Level (dBuV)	Measure Level (dBuV/m)	Margin (dB)	Limit (dBuV/m)	Detector Type
1	2310.000	11.014	25.112	36.127	-17.873	54.000	AVERAGE
2	2390.000	11.544	26.184	37.728	-16.272	54.000	AVERAGE
3	* 2443.260	11.903	80.624	92.526	38.526	54.000	AVERAGE
4	2483.500	12.172	33.012	45.184	-8.816	54.000	AVERAGE
5	2485.140	12.183	33.150	45.333	-8.667	54.000	AVERAGE
6	2500.000	12.274	29.590	41.865	-12.135	54.000	AVERAGE

Note:

1. All readings above 1GHz are performed with peak and/or average measurements as necessary.
2. Peak measurements: RBW = 1MHz, VBW = 3 MHz, Sweep: Auto.
3. Average measurements: RBW = 1MHz, VBW = 10 Hz, Sweep: Auto.
4. “ * ”, means this data is the worst emission level.
5. Measurement Level = Reading Level + Correct Factor.
6. The average measurement was not performed when the peak measured data under the limit of average detection.

7. DTS Bandwidth

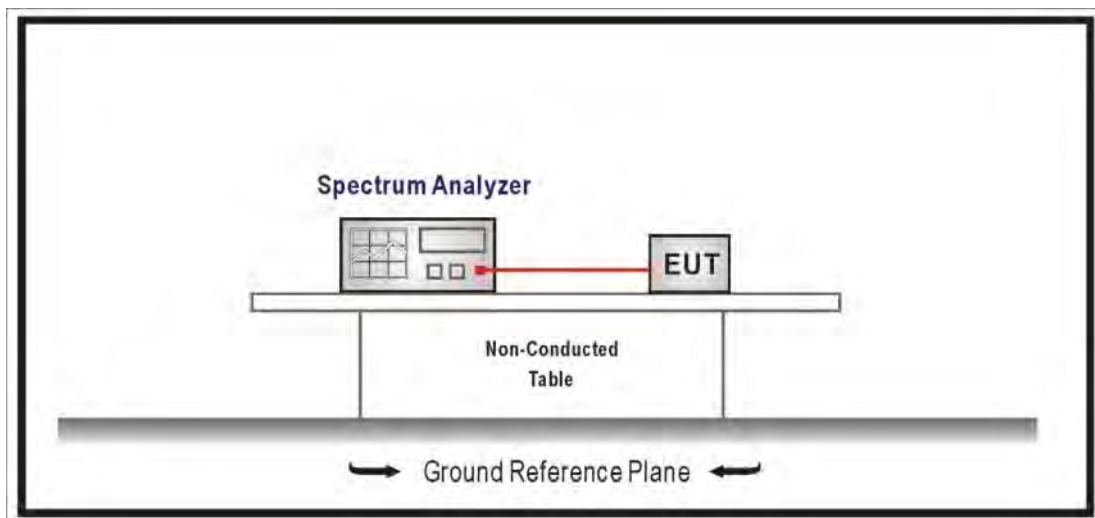
7.1. Test Equipment

The following test equipment are used during the test:

DTS Bandwidth / SR10-H

Instrument	Manufacturer	Model No.	Serial No.	Cal. Date	Next Cal. Date
Signal & Spectrum Analyzer	R&S	FSV40	101049	2017/01/23	2018/01/22
EXA Signal Analyzer	Keysight	N9010A	MY51440132	2017/03/13	2018/03/12
Spectrum Analyzer	Agilent	N9010A	US47140172	2017/07/26	2018/07/25

7.2. Test Setup



7.3. Test Procedures

The EUT was setup according to ANSI C63.10: 2013; tested procedure section 8.1 of KDB558074 D01V04 for compliance to FCC 47CFR 15.247 requirements. Set RBW = 100KHz, Set the VBW $\geq 3 \times$ RBW, Sweep Time=Auto, Set Peak Detector.

7.4. Limits

The 6 dB bandwidth must be greater than 500 kHz.

7.5. Test Specification

According to FCC Part 15 Subpart C Paragraph 15.247: 2016

7.6. Uncertainty

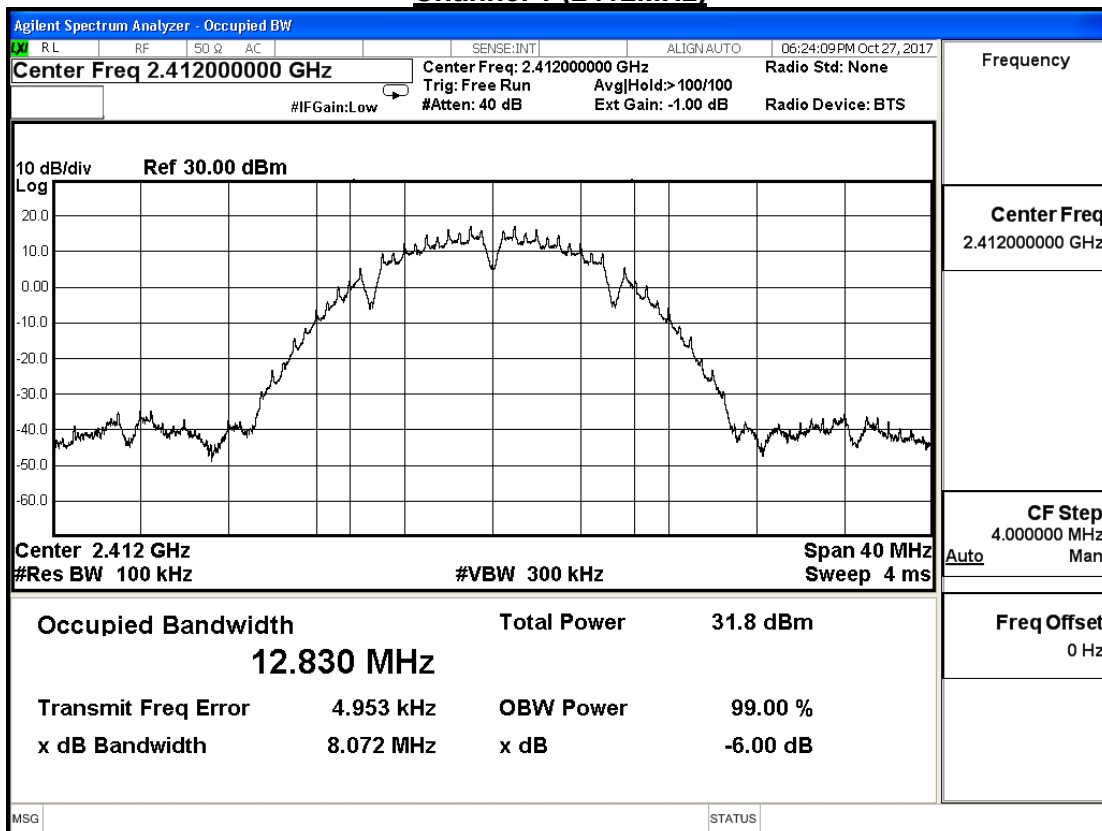
The measurement uncertainty is defined as ± 150 Hz

7.7. Test Result

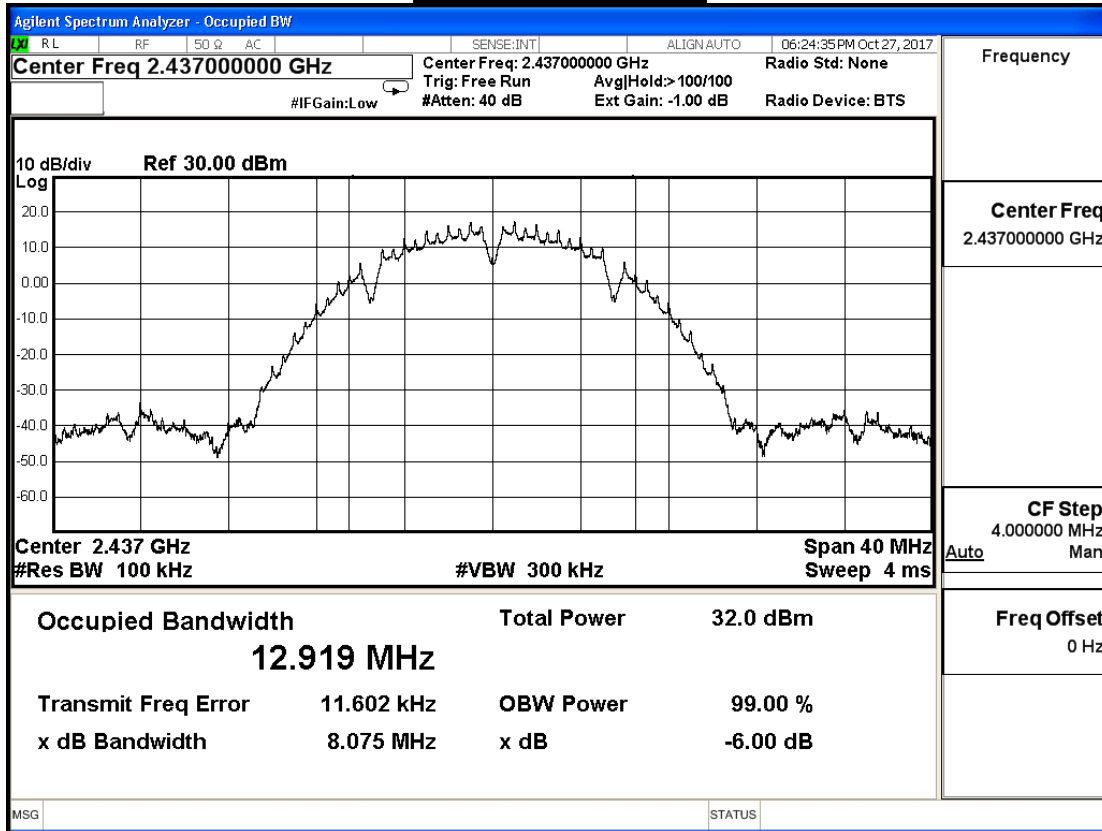
Product	Verizon Mesh Router		
Test Item	DTS Bandwidth		
Test Mode	Mode 1: Transmit_CDD Mode		
Date of Test	2017/10/27	Test Site	SR10-H

IEEE 802.11b (ANT 0)			
Channel No.	Frequency (MHz)	Measure Level (MHz)	Limit (MHz)
1	2412	8.072	≥ 0.5
6	2437	8.075	≥ 0.5
11	2462	8.075	≥ 0.5

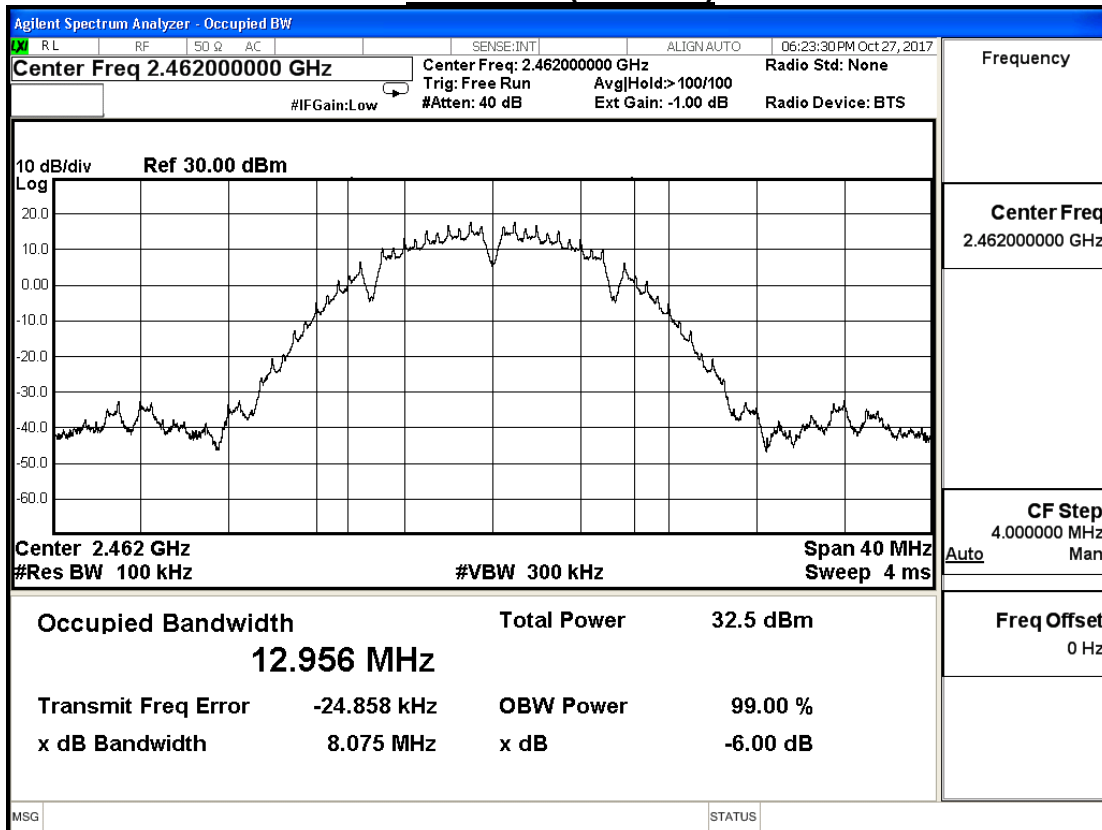
Channel 1 (2412MHz)



Channel 6 (2437MHz)



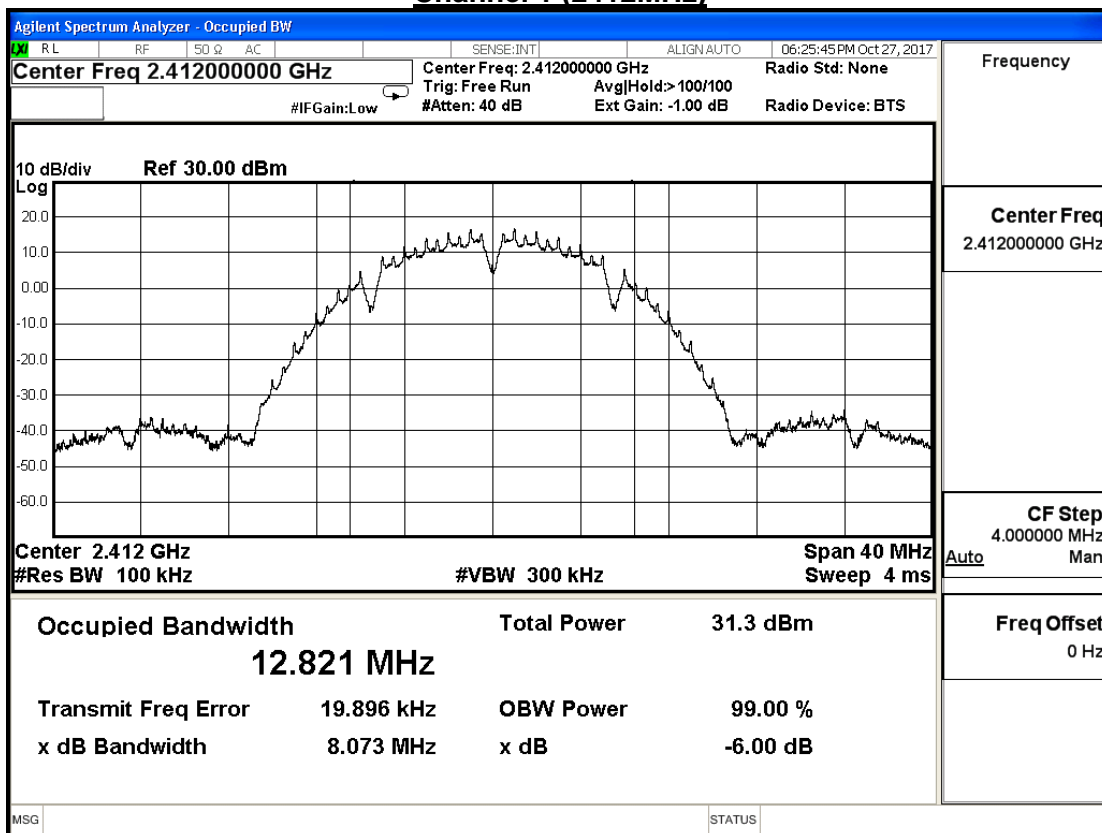
Channel 11 (2462MHz)



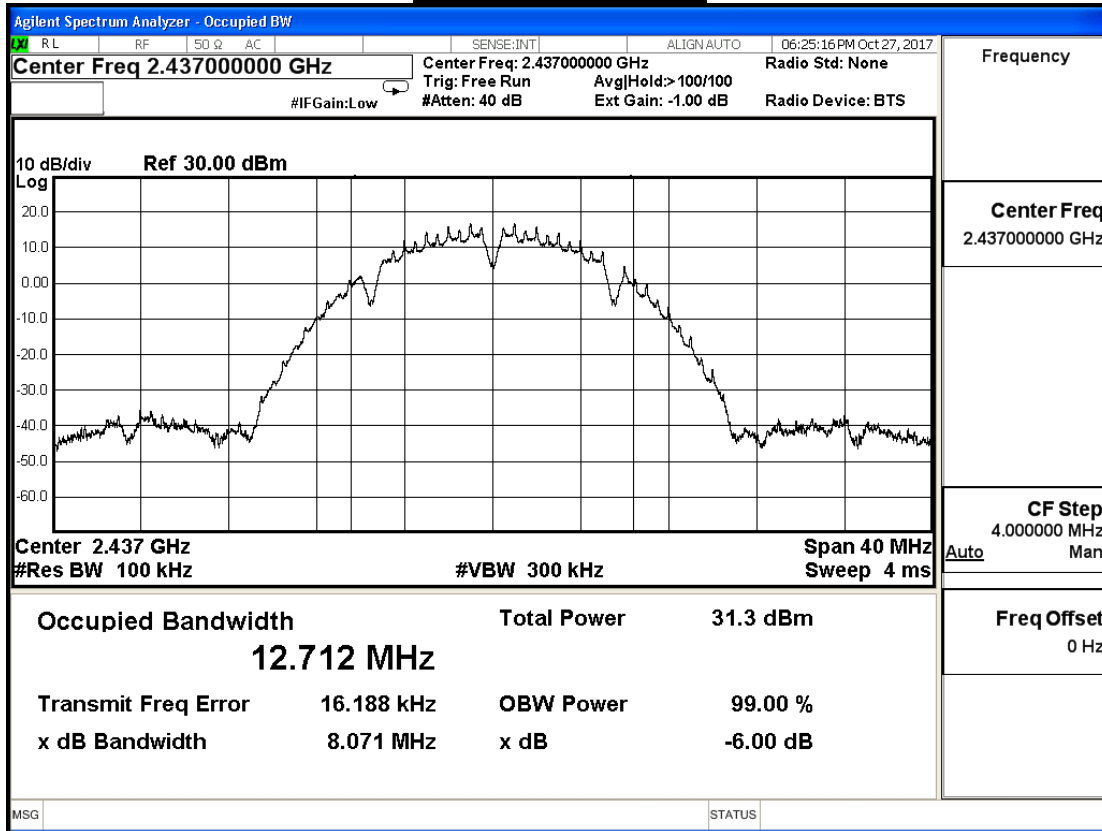
Product	Verizon Mesh Router		
Test Item	DTS Bandwidth		
Test Mode	Mode 1: Transmit_CDD Mode		
Date of Test	2017/10/27	Test Site	SR10-H

IEEE 802.11b (ANT 1)			
Channel No.	Frequency (MHz)	Measure Level (MHz)	Limit (MHz)
1	2412	8.073	≥ 0.5
6	2437	8.071	≥ 0.5
11	2462	8.072	≥ 0.5

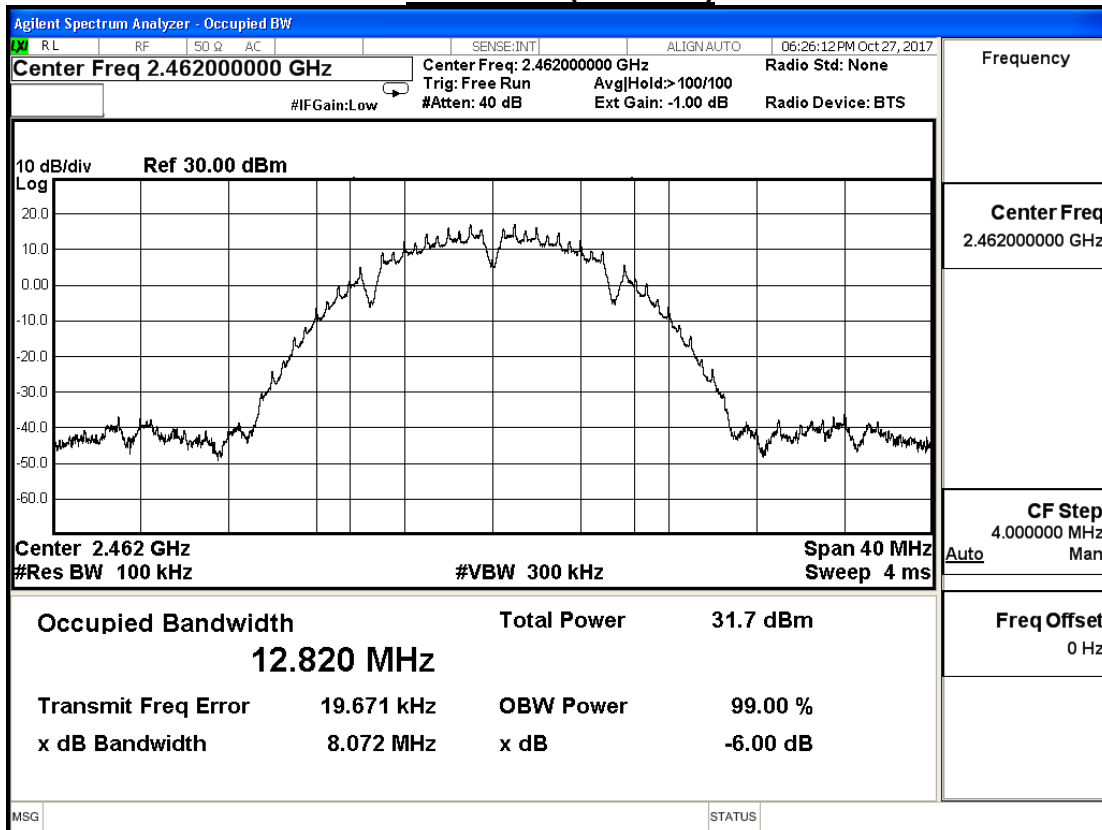
Channel 1 (2412MHz)



Channel 6 (2437MHz)



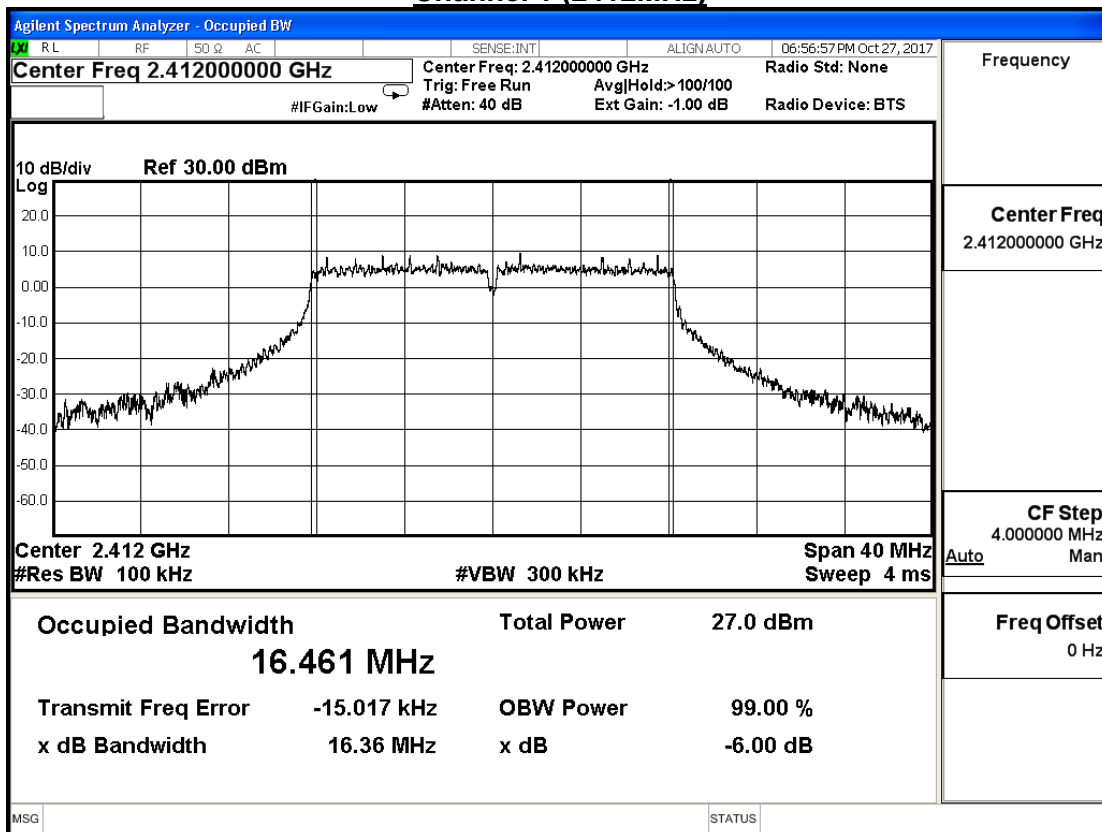
Channel 11 (2462MHz)



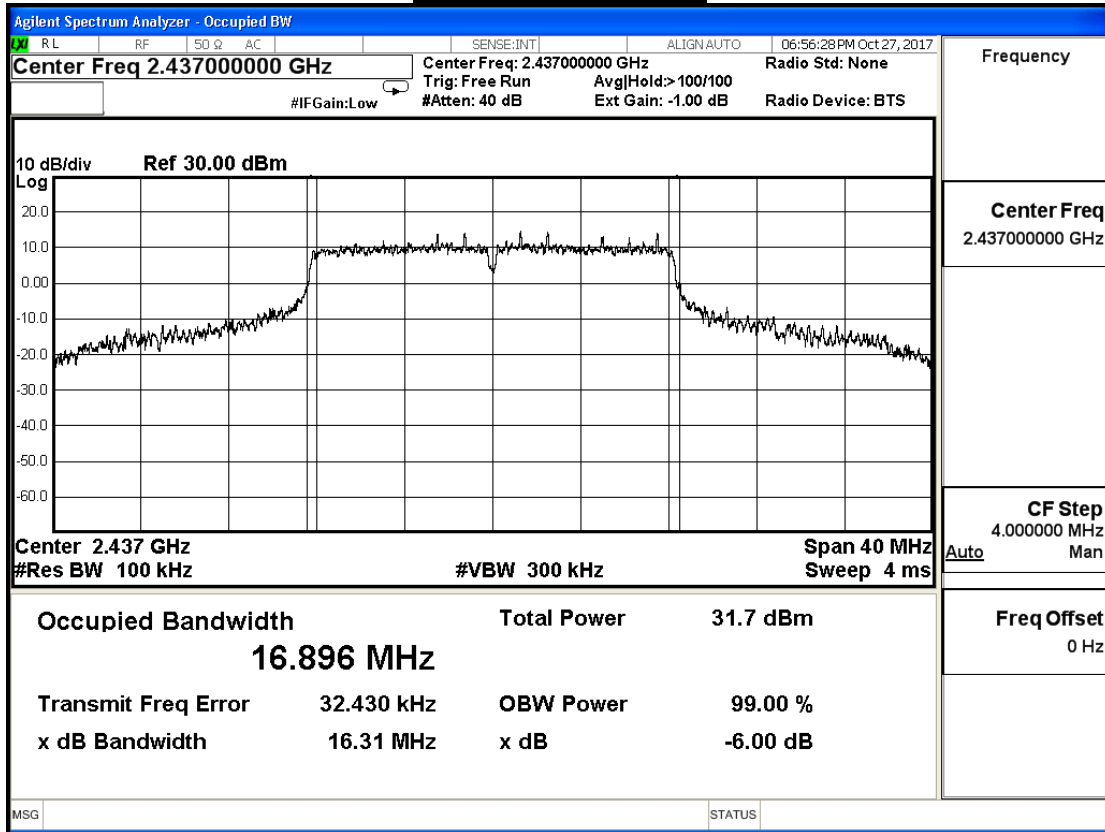
Product	Verizon Mesh Router		
Test Item	DTS Bandwidth		
Test Mode	Mode 1: Transmit_CDD Mode		
Date of Test	2017/10/27	Test Site	SR10-H

IEEE 802.11g (ANT 0)			
Channel No.	Frequency (MHz)	Measure Level (MHz)	Limit (MHz)
1	2412	16.36	≥ 0.5
6	2437	16.31	≥ 0.5
11	2462	16.36	≥ 0.5

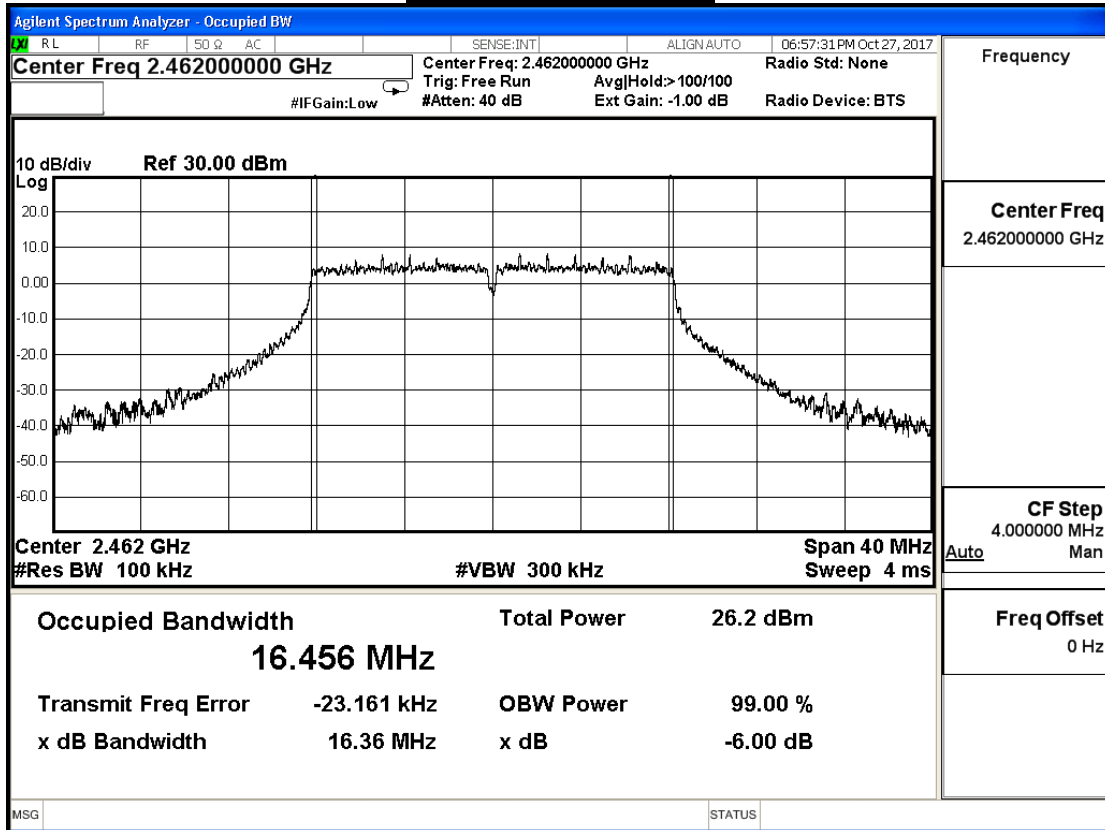
Channel 1 (2412MHz)



Channel 6 (2437MHz)



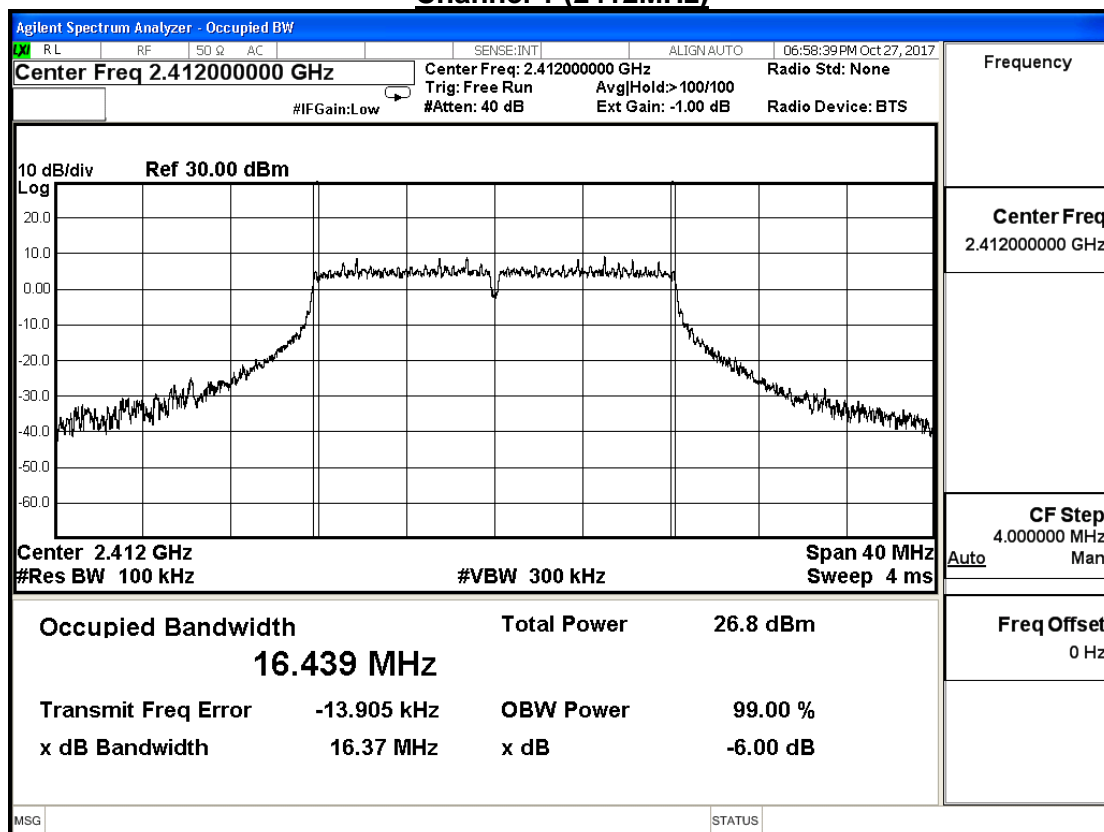
Channel 11 (2462MHz)



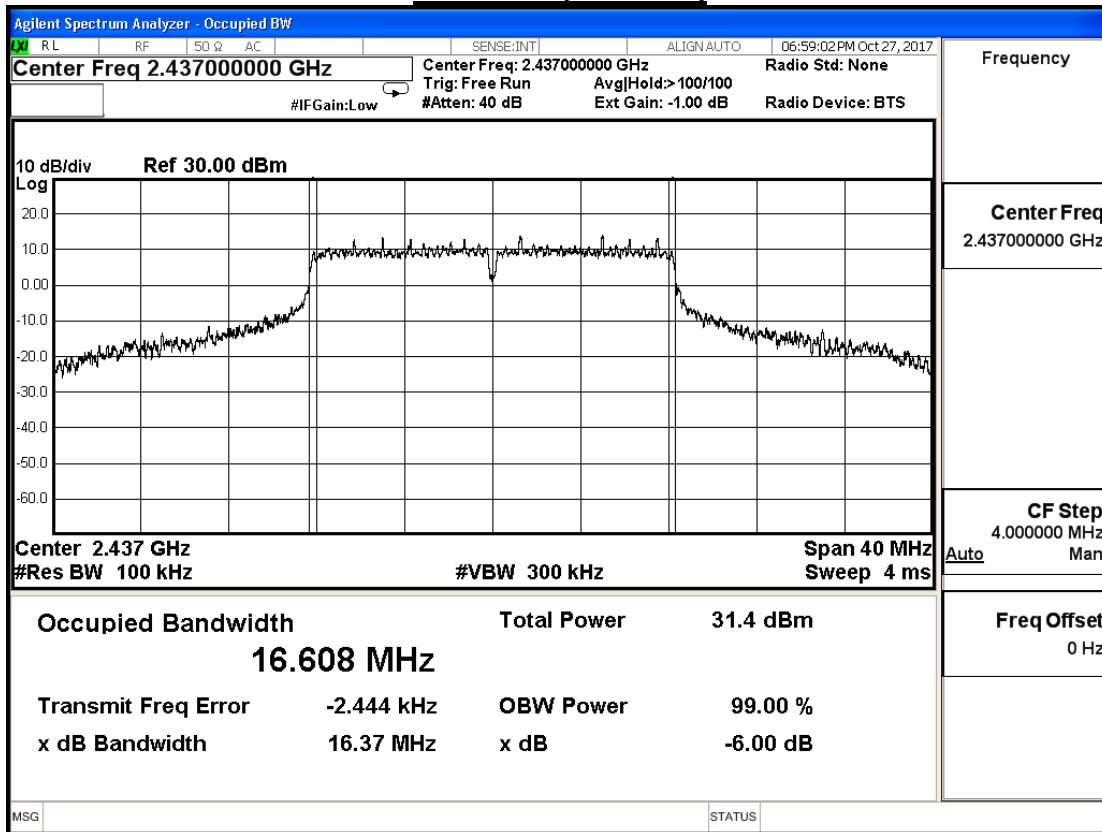
Product	Verizon Mesh Router		
Test Item	DTS Bandwidth		
Test Mode	Mode 1: Transmit_CDD Mode		
Date of Test	2017/10/27	Test Site	SR10-H

IEEE 802.11g (ANT 1)			
Channel No.	Frequency (MHz)	Measure Level (MHz)	Limit (MHz)
1	2412	16.37	≥ 0.5
6	2437	16.37	≥ 0.5
11	2462	16.41	≥ 0.5

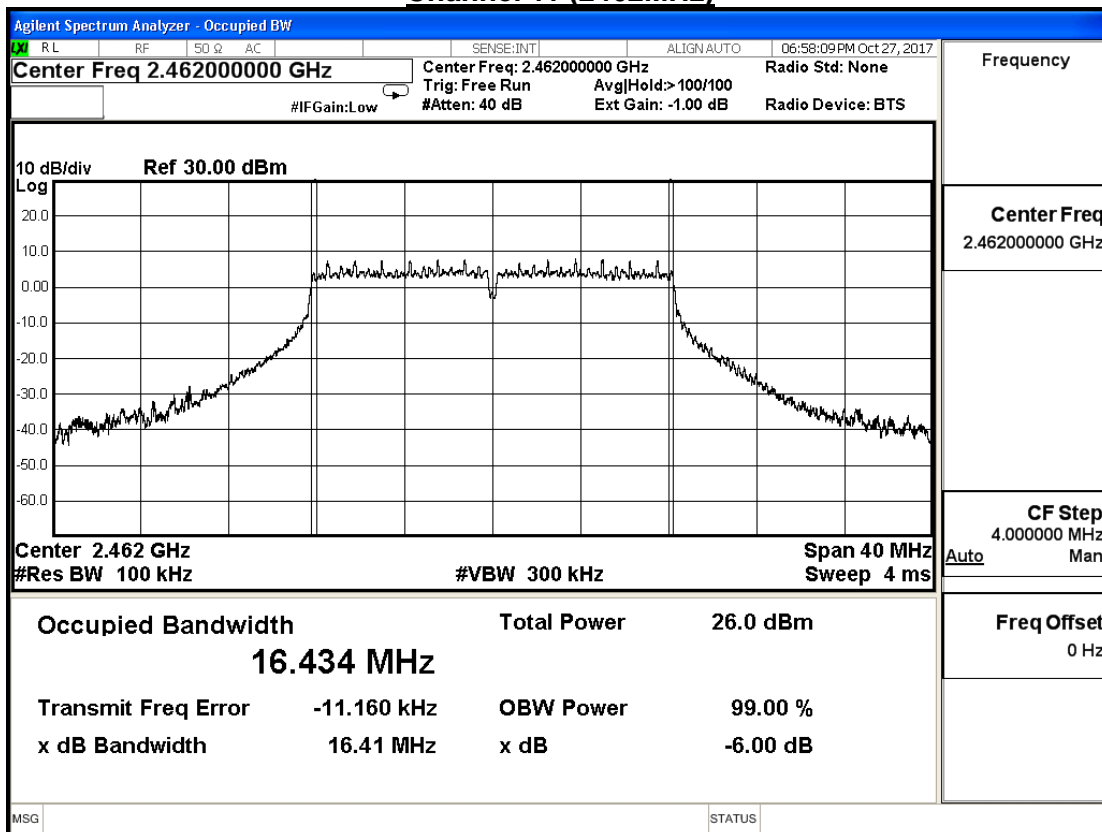
Channel 1 (2412MHz)



Channel 6 (2437MHz)



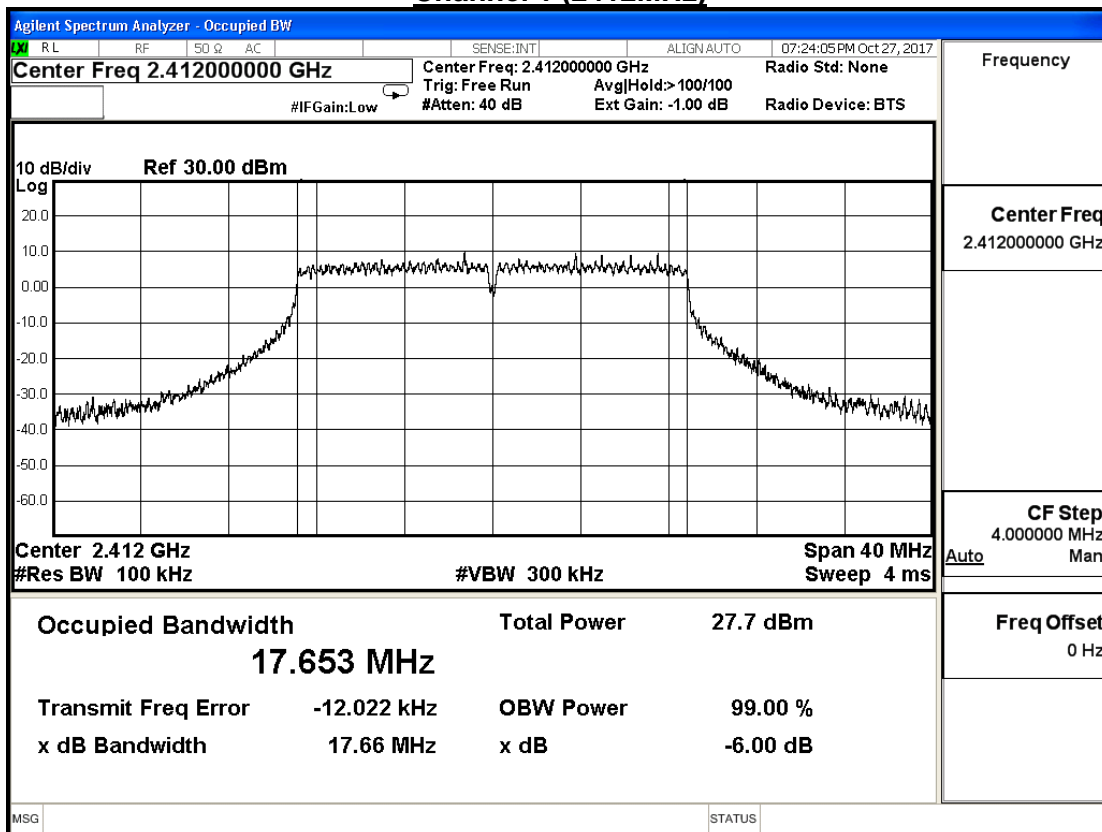
Channel 11 (2462MHz)



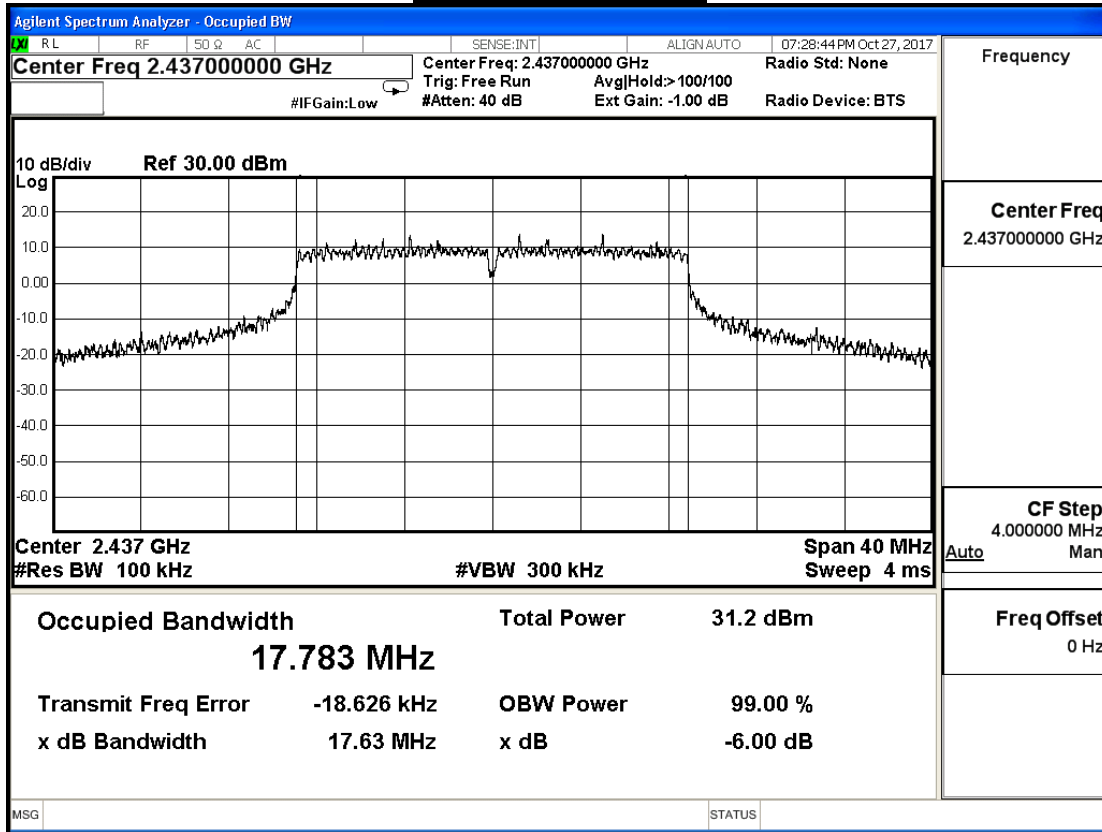
Product	Verizon Mesh Router		
Test Item	DTS Bandwidth		
Test Mode	Mode 2: Transmit_MIMO Mode		
Date of Test	2017/10/27	Test Site	SR10-H

IEEE 802.11n(20MHz) (ANT 0)			
Channel No.	Frequency (MHz)	Measure Level (MHz)	Limit (MHz)
1	2412	17.66	≥ 0.5
6	2437	17.63	≥ 0.5
11	2462	17.68	≥ 0.5

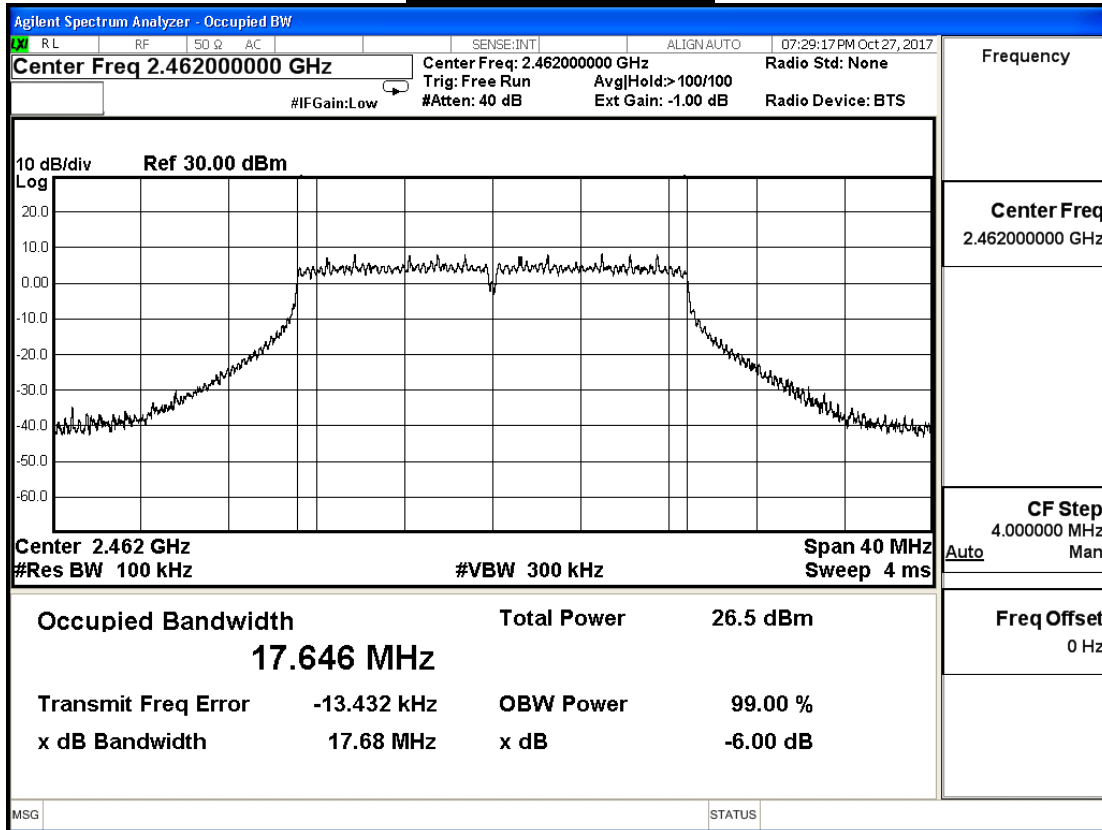
Channel 1 (2412MHz)



Channel 6 (2437MHz)



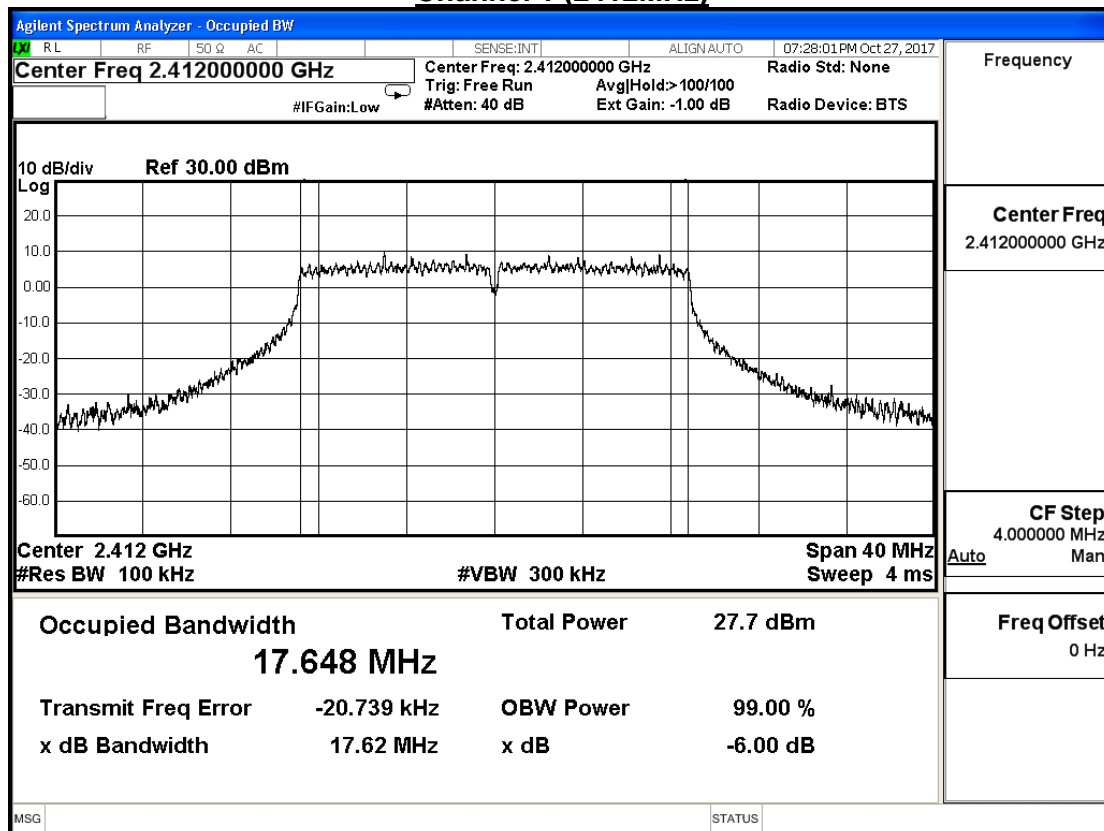
Channel 11 (2462MHz)



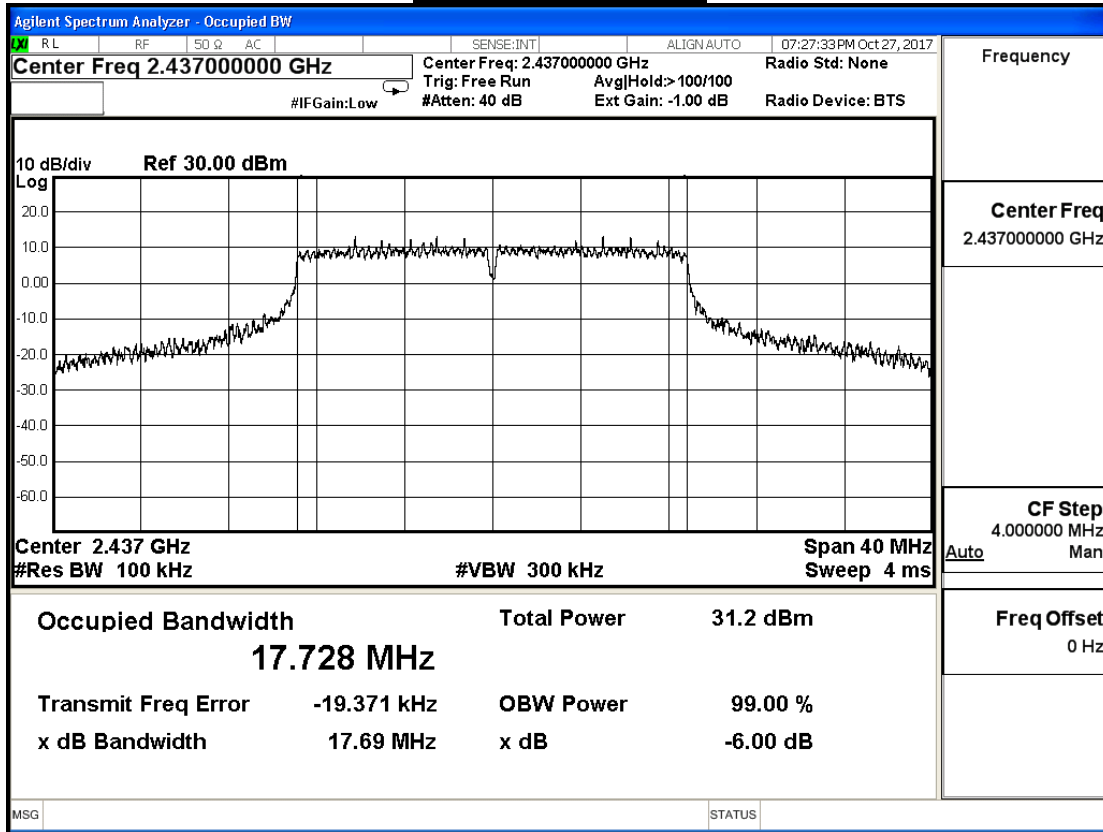
Product	Verizon Mesh Router		
Test Item	DTS Bandwidth		
Test Mode	Mode 2: Transmit_MIMO Mode		
Date of Test	2017/10/27	Test Site	SR10-H

IEEE 802.11n(20MHz) (ANT 1)			
Channel No.	Frequency (MHz)	Measure Level (MHz)	Limit (MHz)
1	2412	17.62	≥ 0.5
6	2437	17.69	≥ 0.5
11	2462	17.66	≥ 0.5

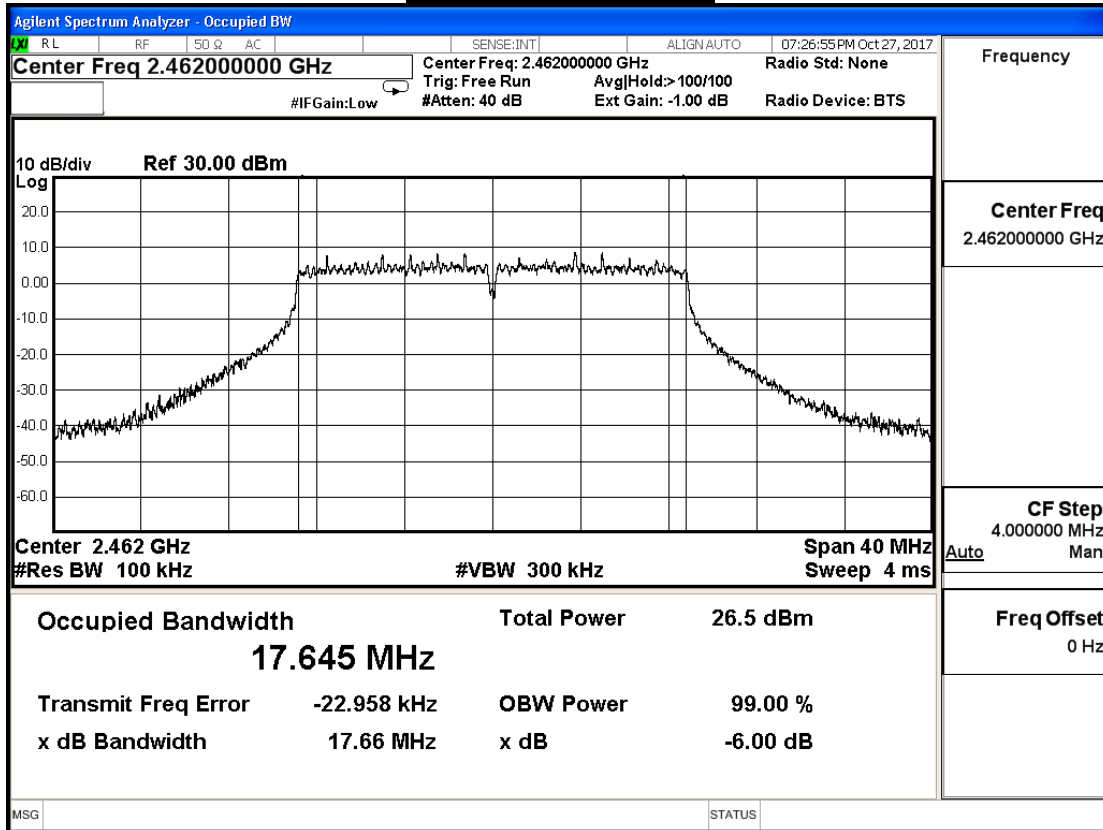
Channel 1 (2412MHz)



Channel 6 (2437MHz)



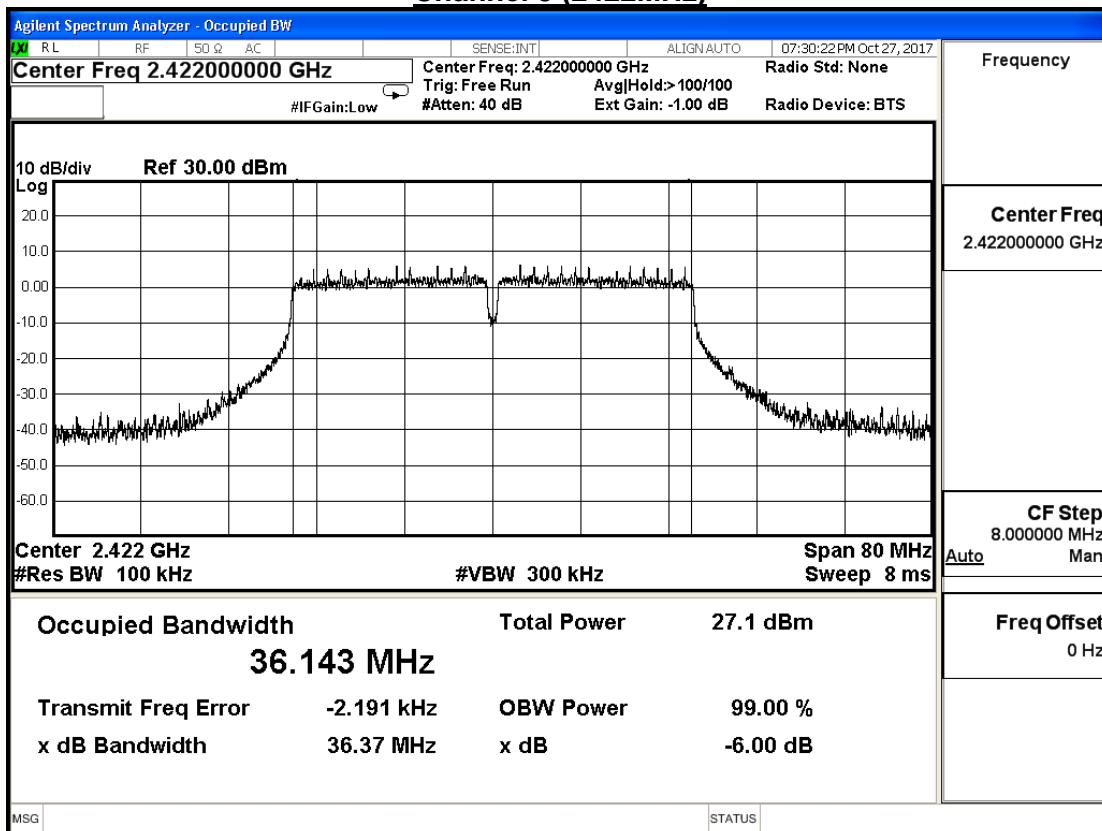
Channel 11 (2462MHz)



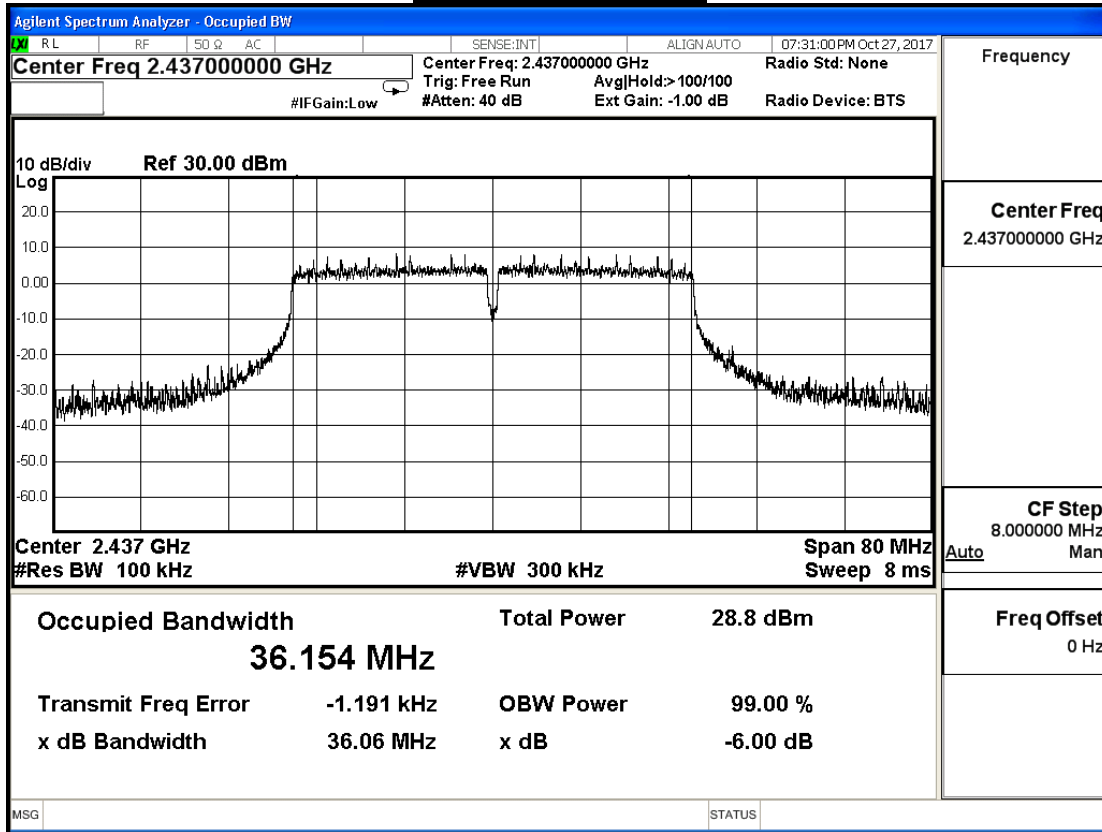
Product	Verizon Mesh Router		
Test Item	DTS Bandwidth		
Test Mode	Mode 2: Transmit_MIMO Mode		
Date of Test	2017/10/27	Test Site	SR10-H

IEEE 802.11n(40MHz) (ANT 0)			
Channel No.	Frequency (MHz)	Measure Level (MHz)	Limit (MHz)
3	2422	36.37	≥ 0.5
6	2437	36.06	≥ 0.5
9	2452	36.34	≥ 0.5

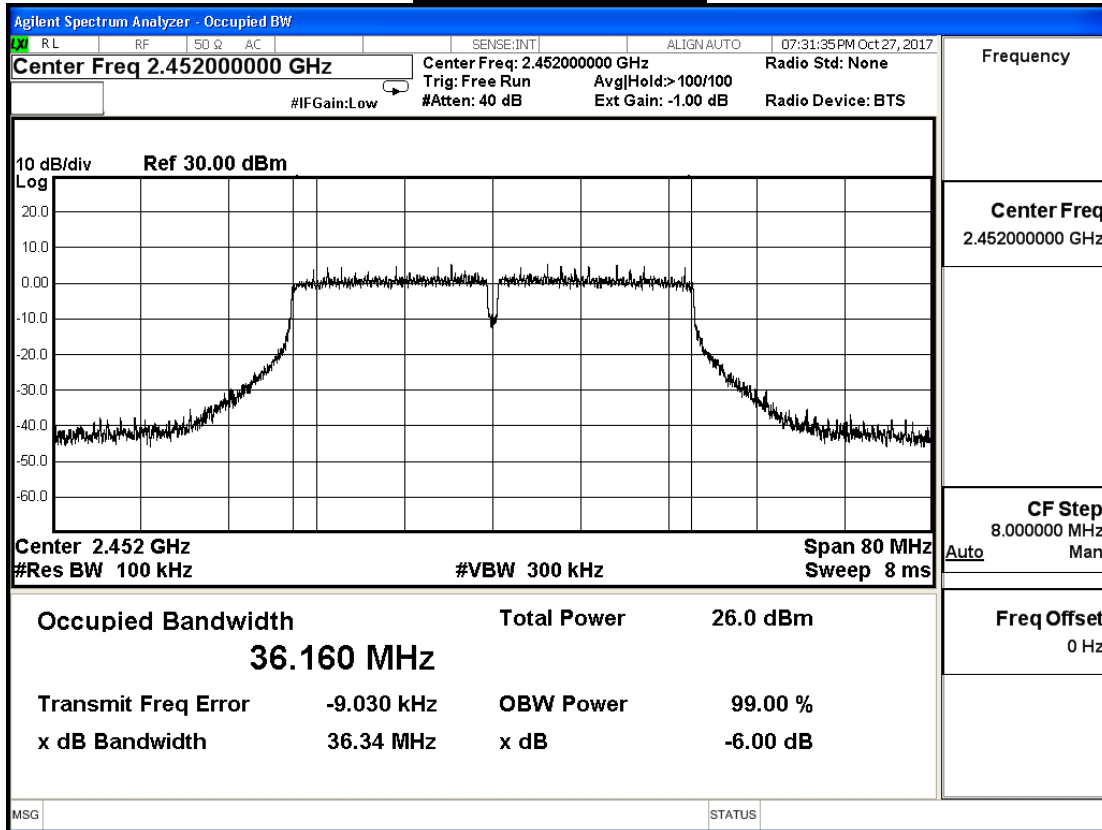
Channel 3 (2422MHz)



Channel 6 (2437MHz)



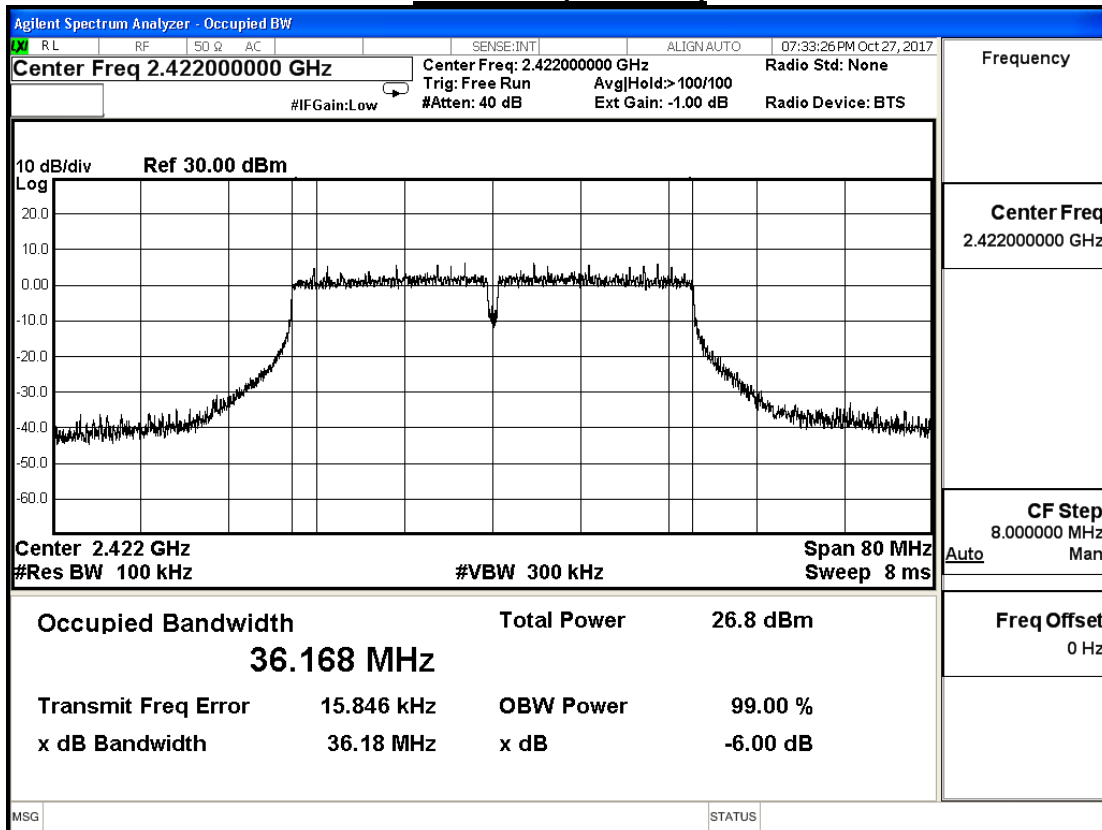
Channel 9 (2452MHz)



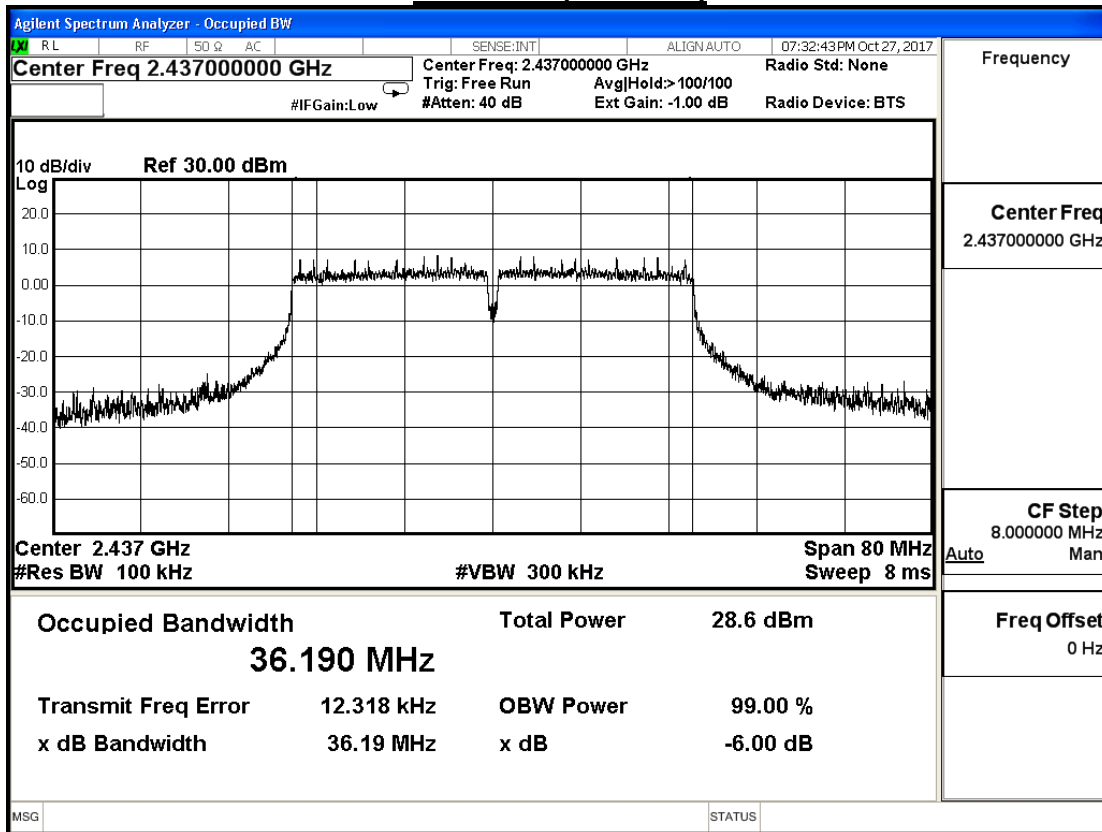
Product	Verizon Mesh Router		
Test Item	DTS Bandwidth		
Test Mode	Mode 2: Transmit_MIMO Mode		
Date of Test	2017/10/27	Test Site	SR10-H

IEEE 802.11n(40MHz) (ANT 1)			
Channel No.	Frequency (MHz)	Measure Level (MHz)	Limit (MHz)
3	2422	36.18	≥ 0.5
6	2437	36.19	≥ 0.5
9	2452	36.12	≥ 0.5

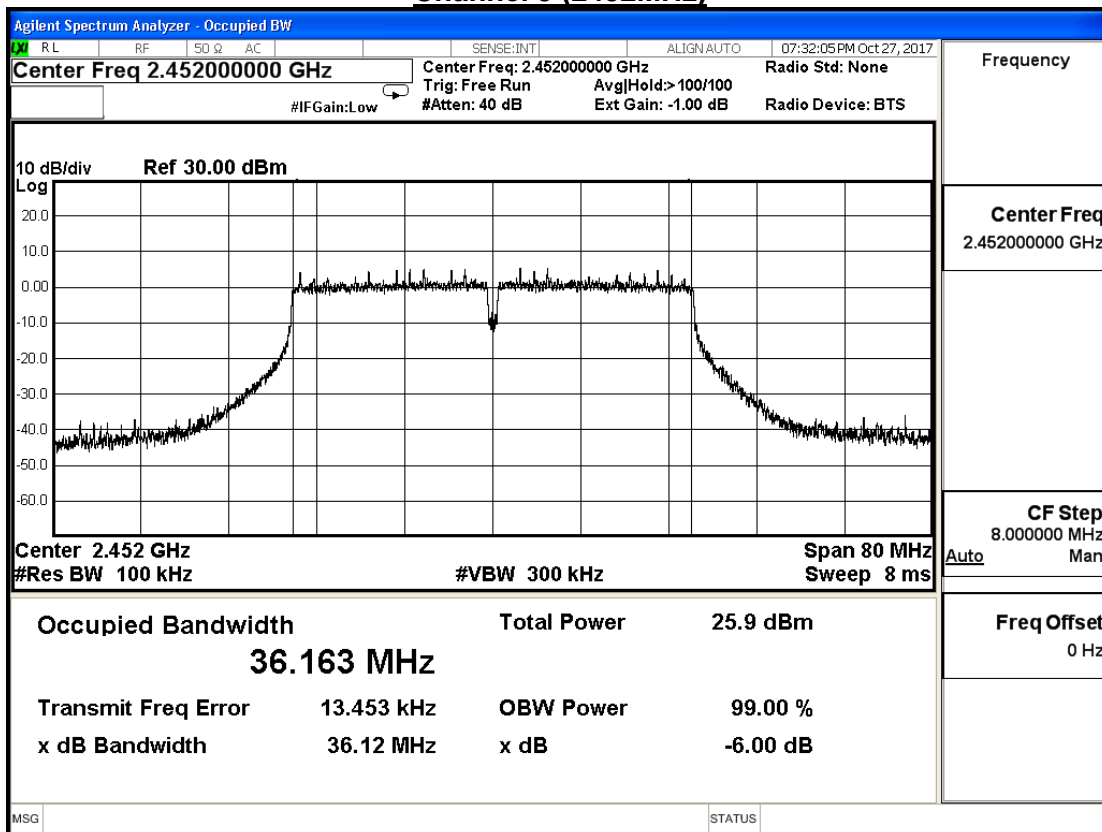
Channel 3 (2422MHz)



Channel 6 (2437MHz)



Channel 9 (2452MHz)



8. Occupied Bandwidth

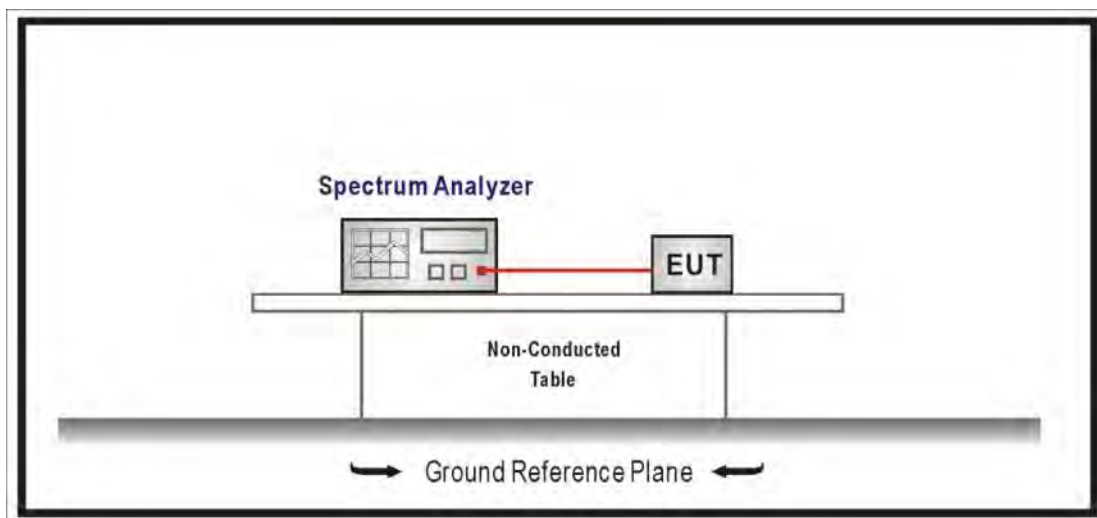
8.1. Test Equipment

The following test equipment are used during the test:

Occupied Bandwidth / SR10-H

Instrument	Manufacturer	Model No.	Serial No.	Cal. Date	Next Cal. Date
Signal & Spectrum Analyzer	R&S	FSV40	101049	2017/01/23	2018/01/22
EXA Signal Analyzer	Keysight	N9010A	MY51440132	2017/03/13	2018/03/12
Spectrum Analyzer	Agilent	N9010A	US47140172	2017/07/26	2018/07/25

8.2. Test Setup



8.3. Test Procedures

The EUT was setup according to ANSI C63.10: 2013; tested according to DTS test procedure of KDB558074 D01V04 for compliance to FCC 47CFR 15.247 requirements.

Set RBW = 1-5% of the OBW, Set the VBW \geq 3xRBW, Sweep Time=Auto.

8.4. Limits

N/A

8.5. Test Specification

According to FCC Part 15 Subpart C Paragraph 15.247: 2016

8.6. Uncertainty

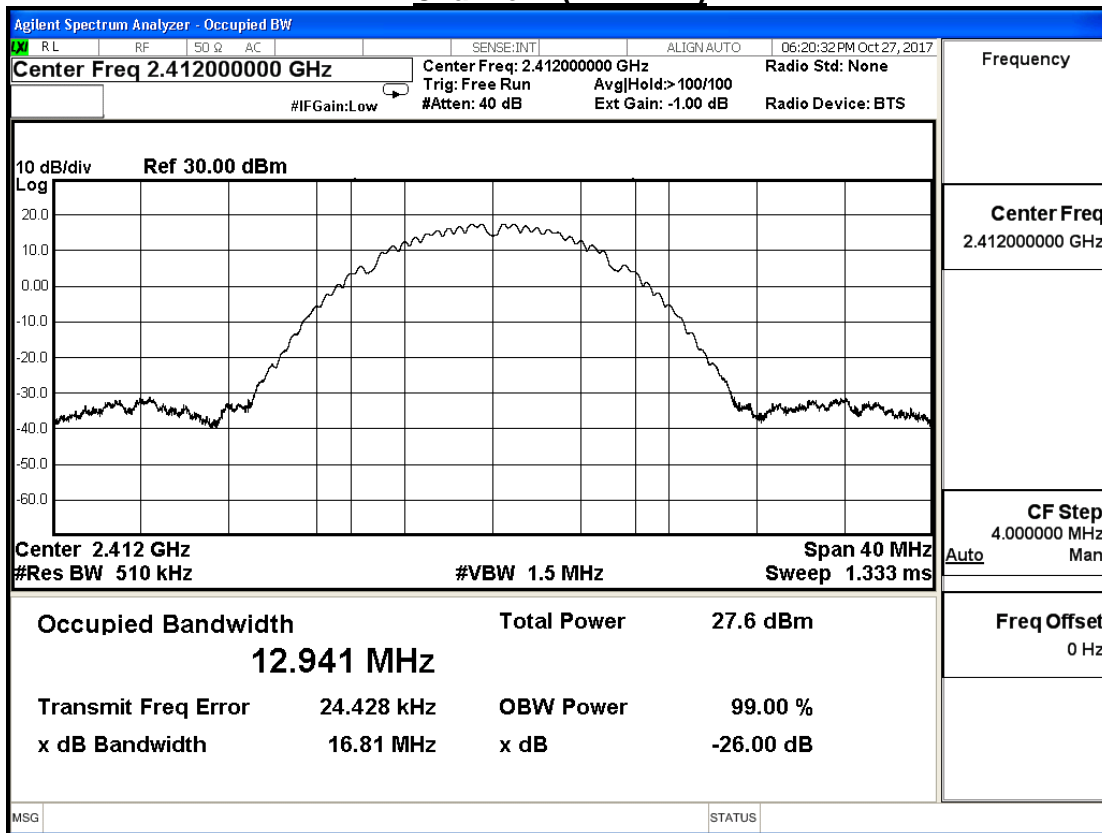
The measurement uncertainty is defined as $\pm 150\text{Hz}$

8.7. Test Result

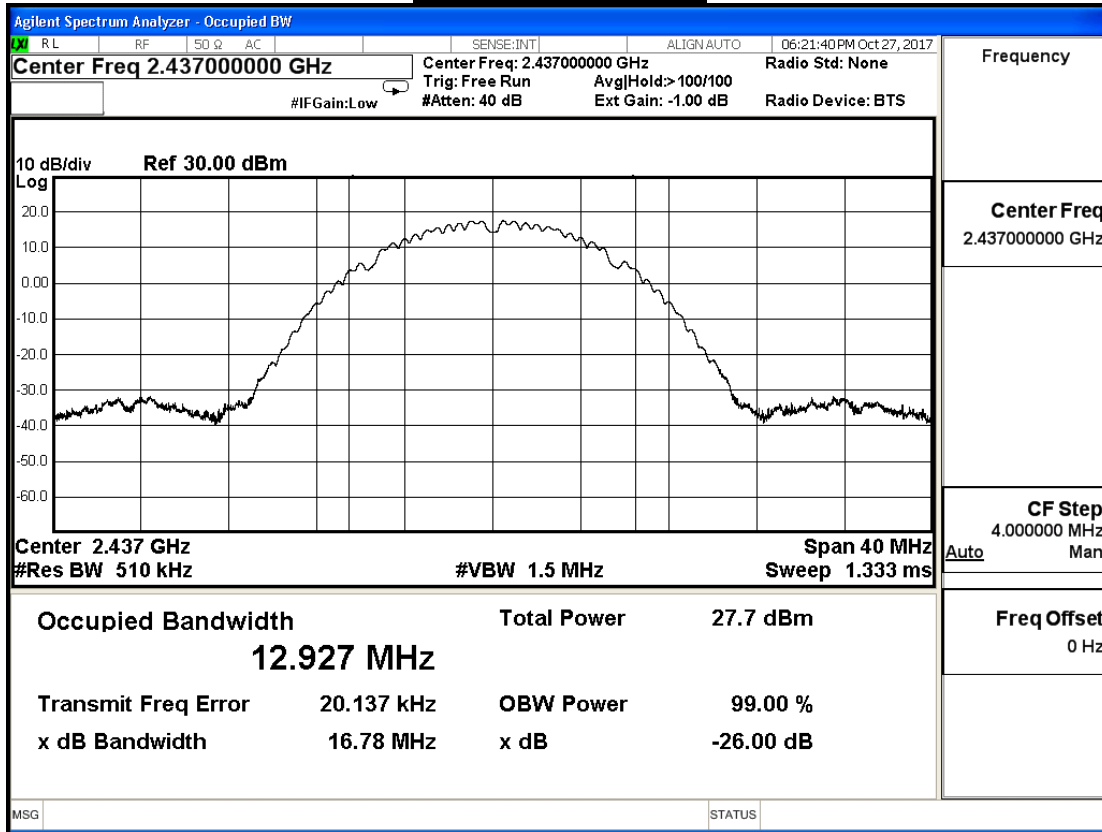
Product	Verizon Mesh Router		
Test Item	Occupied Bandwidth		
Test Mode	Mode 1: Transmit_CDD Mode		
Date of Test	2017/10/27	Test Site	SR10-H

IEEE 802.11b (ANT 0)			
Channel No.	Frequency (MHz)	Measure Level (MHz)	Limit (MHz)
1	2412	12.941	--
6	2437	12.927	--
11	2462	12.966	--

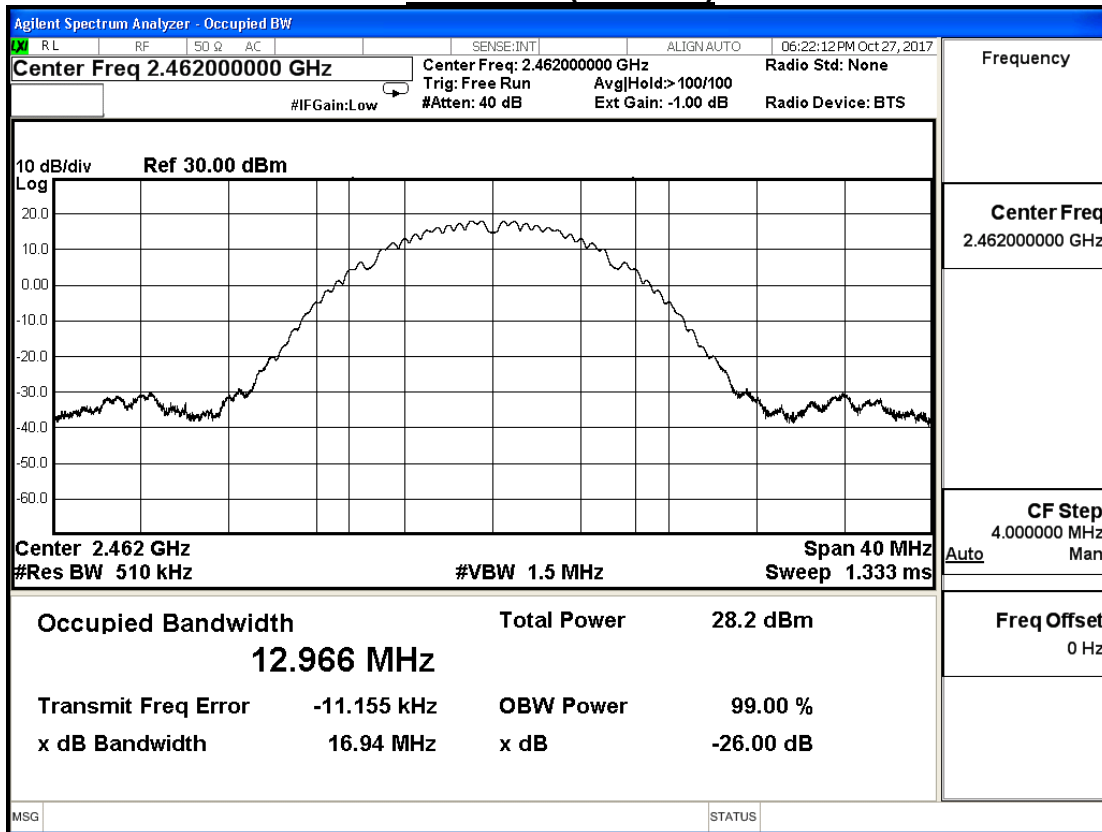
Channel 1 (2412MHz)



Channel 6 (2437MHz)



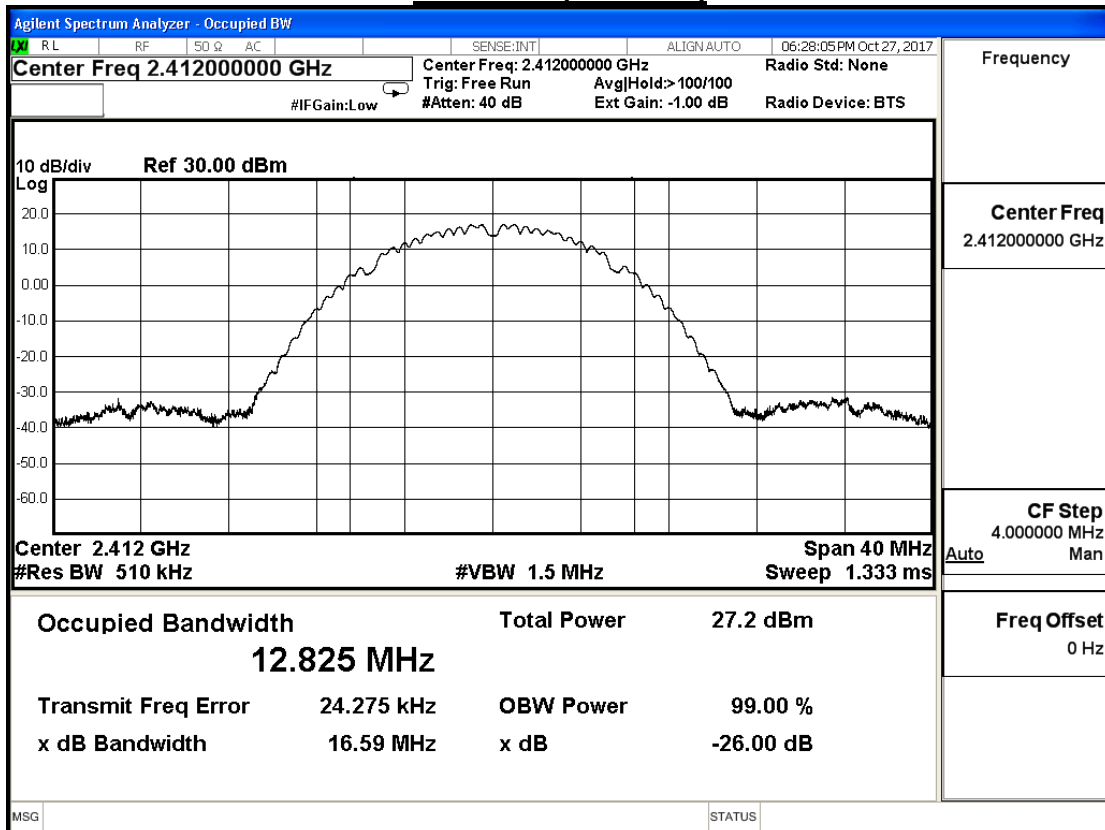
Channel 11 (2462MHz)



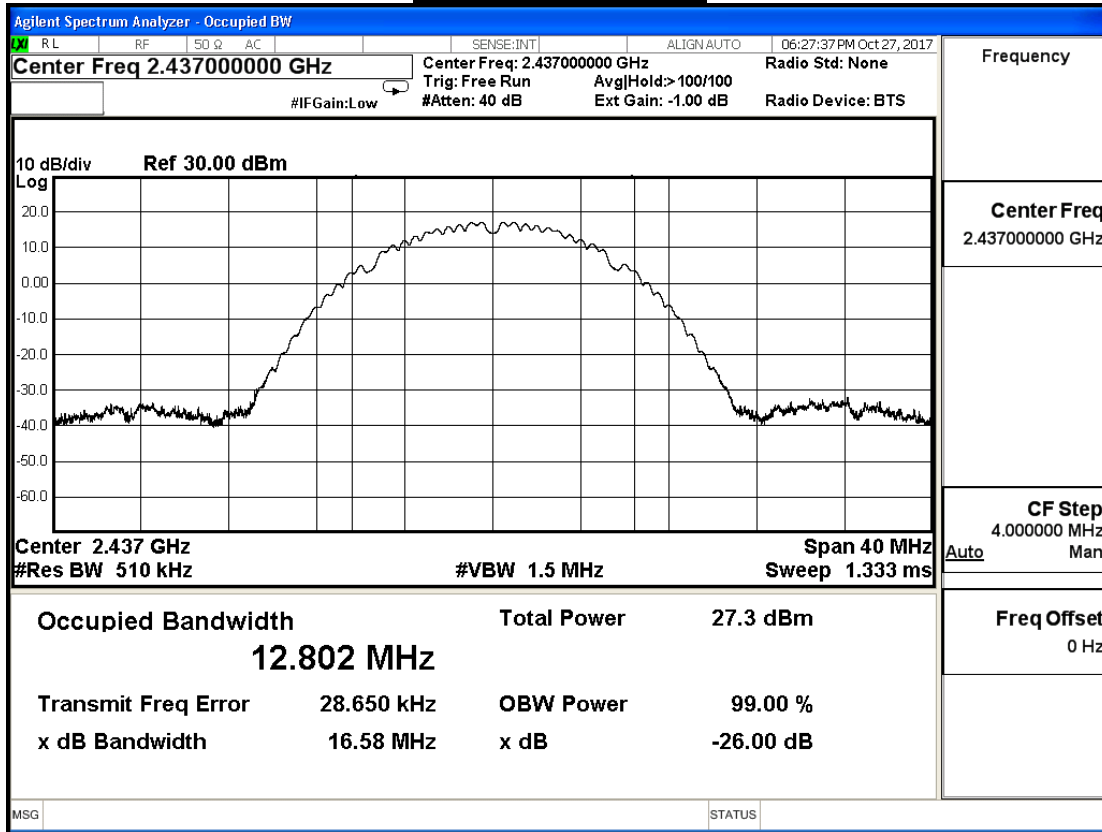
Product	Verizon Mesh Router		
Test Item	Occupied Bandwidth		
Test Mode	Mode 1: Transmit_CDD Mode		
Date of Test	2017/10/27	Test Site	SR10-H

IEEE 802.11b (ANT 1)			
Channel No.	Frequency (MHz)	Measure Level (MHz)	Limit (MHz)
1	2412	12.825	--
6	2437	12.802	--
11	2462	12.827	--

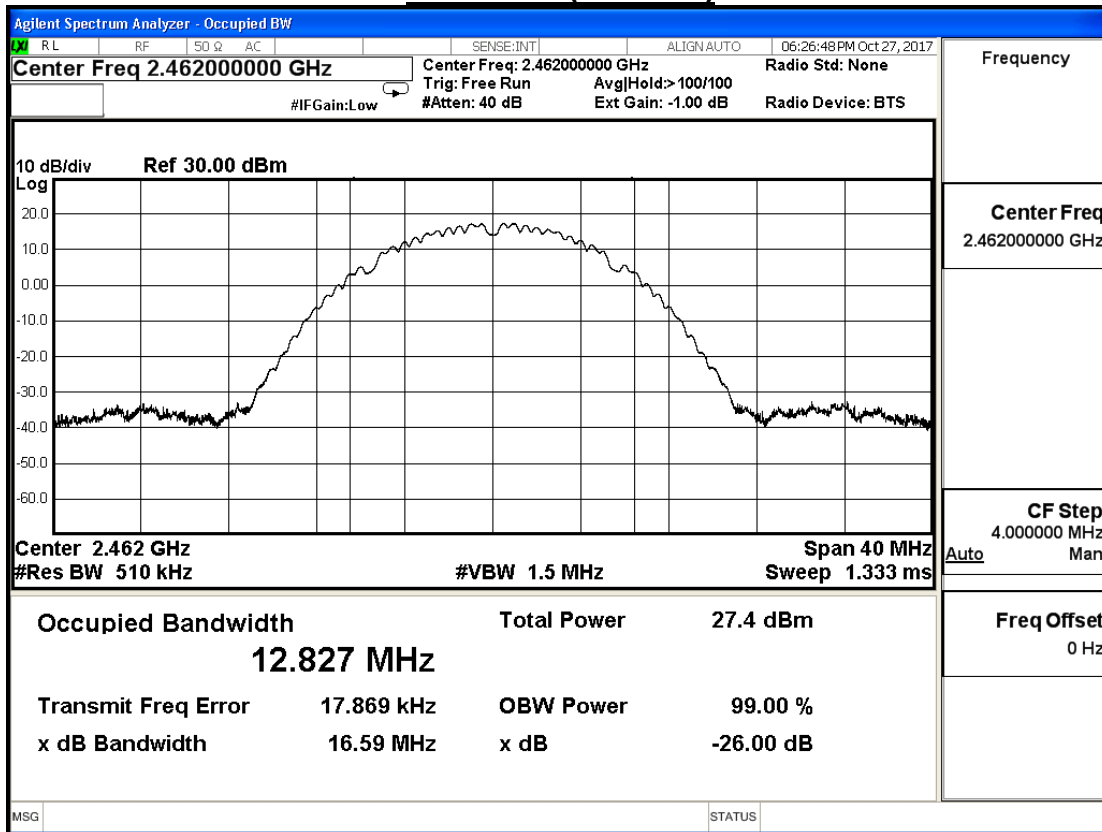
Channel 1 (2412MHz)



Channel 6 (2437MHz)



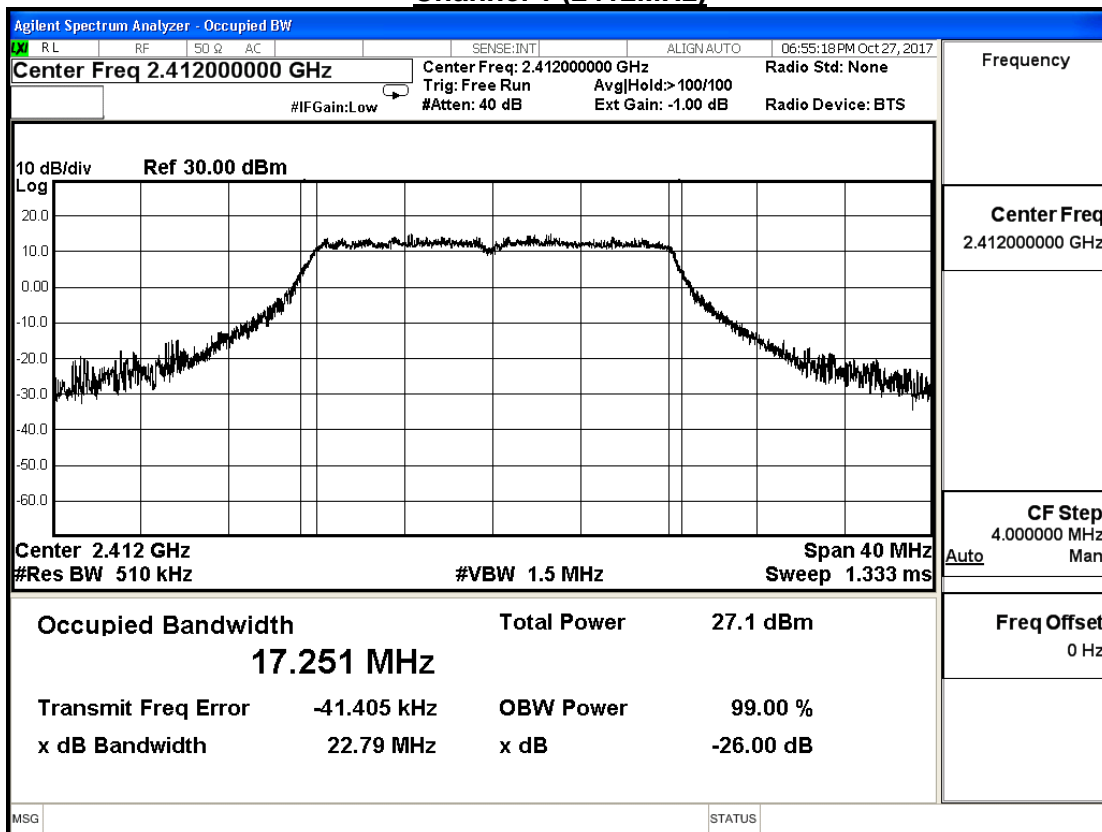
Channel 11 (2462MHz)



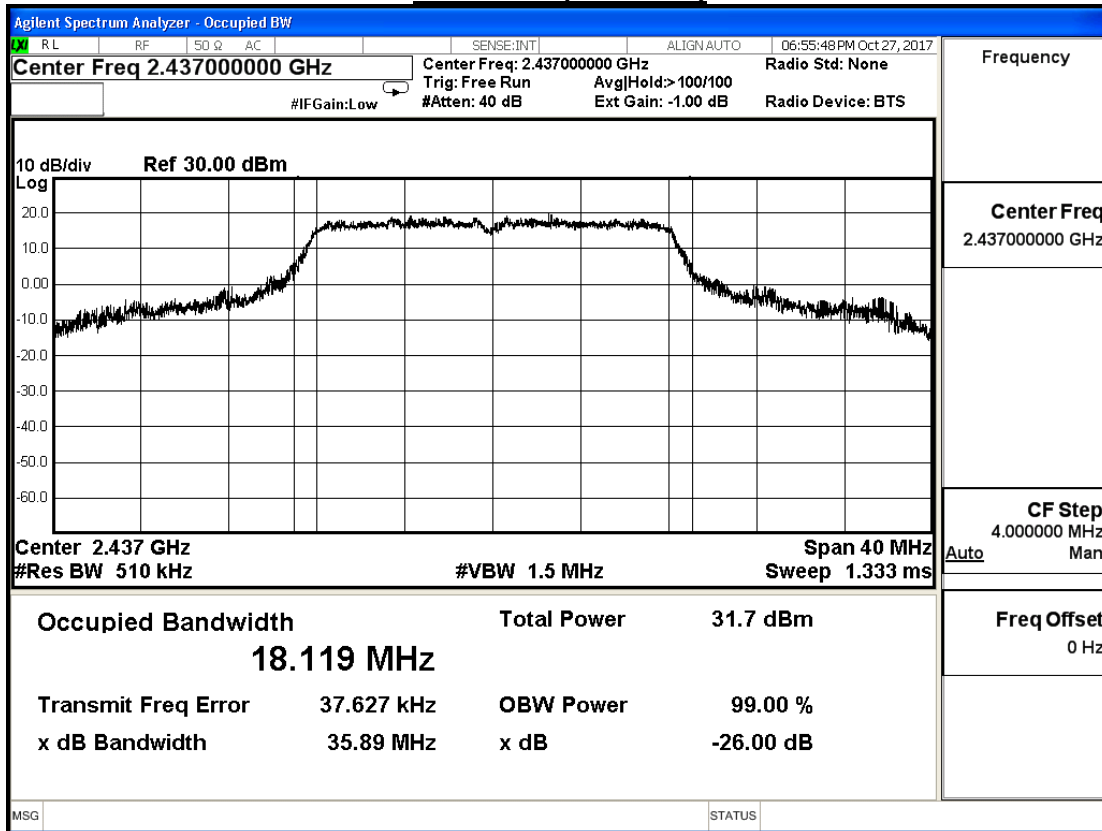
Product	Verizon Mesh Router		
Test Item	Occupied Bandwidth		
Test Mode	Mode 1: Transmit_CDD Mode		
Date of Test	2017/10/27	Test Site	SR10-H

IEEE 802.11g (ANT 0)			
Channel No.	Frequency (MHz)	Measure Level (MHz)	Limit (MHz)
1	2412	17.251	--
6	2437	18.119	--
11	2462	17.204	--

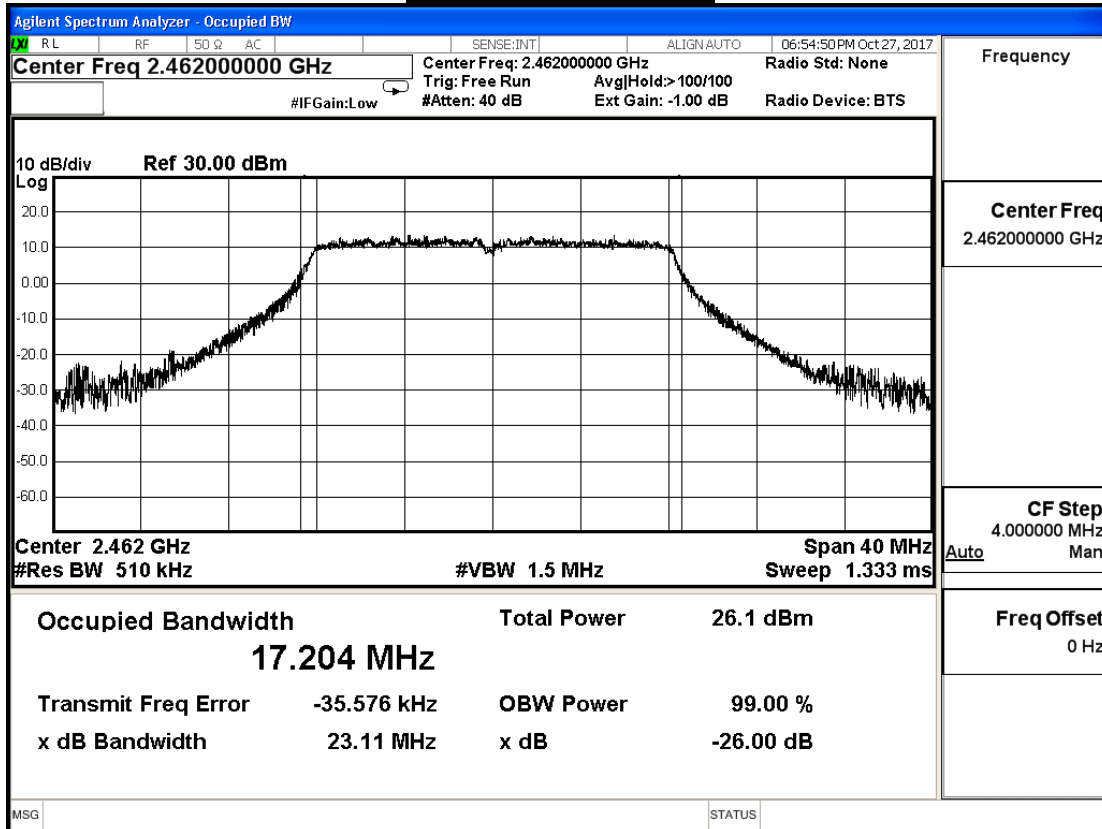
Channel 1 (2412MHz)



Channel 6 (2437MHz)



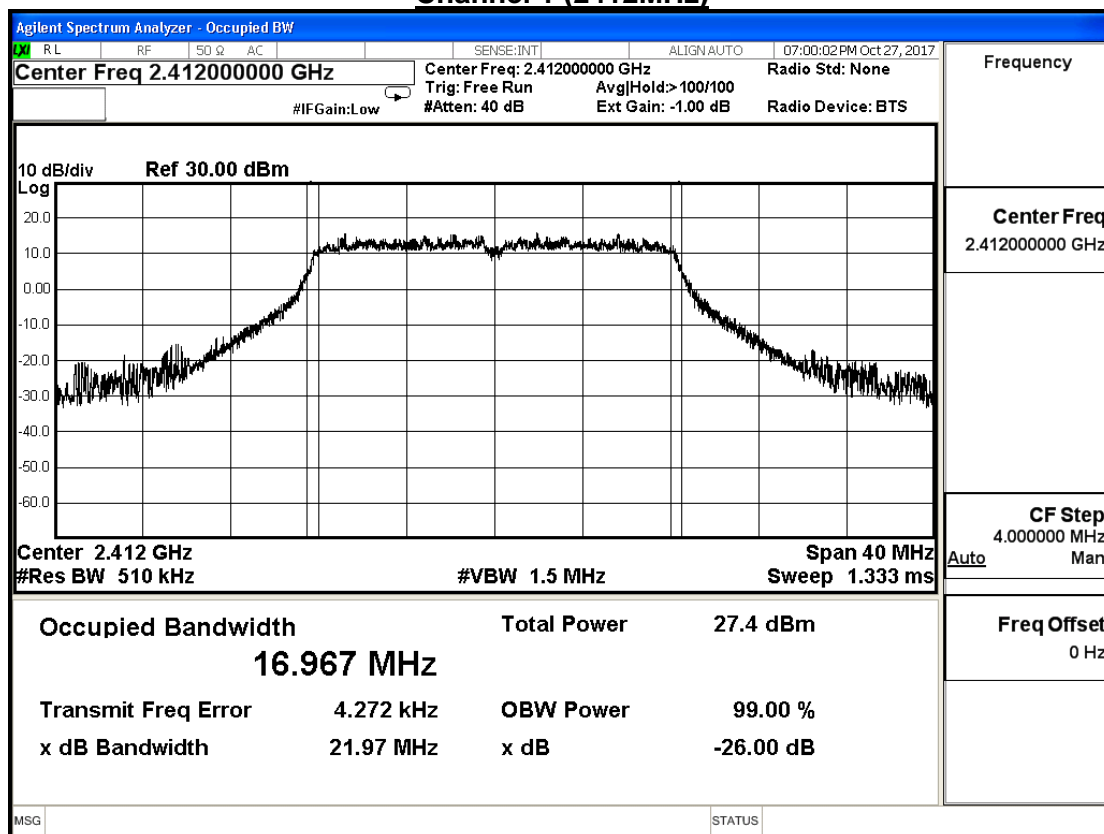
Channel 11 (2462MHz)



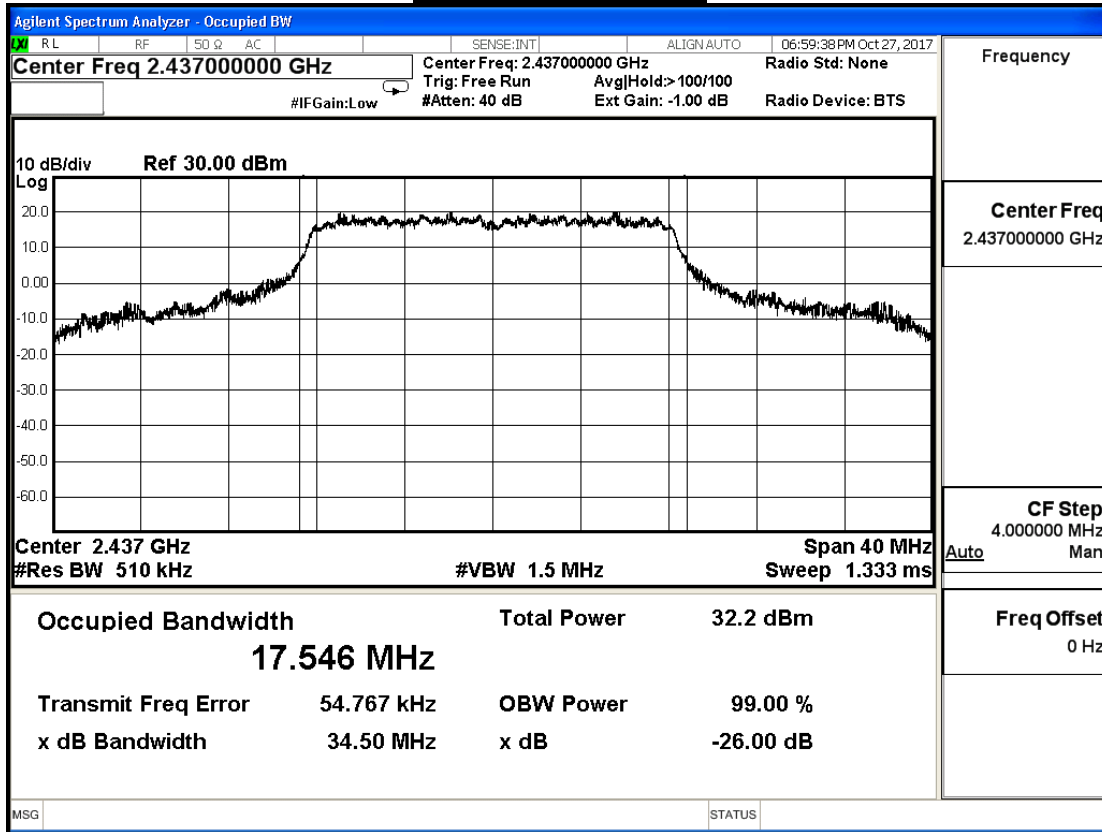
Product	Verizon Mesh Router		
Test Item	Occupied Bandwidth		
Test Mode	Mode 1: Transmit_CDD Mode		
Date of Test	2017/10/27	Test Site	SR10-H

IEEE 802.11g (ANT 1)			
Channel No.	Frequency (MHz)	Measure Level (MHz)	Limit (MHz)
1	2412	16.967	--
6	2437	17.546	--
11	2462	16.931	--

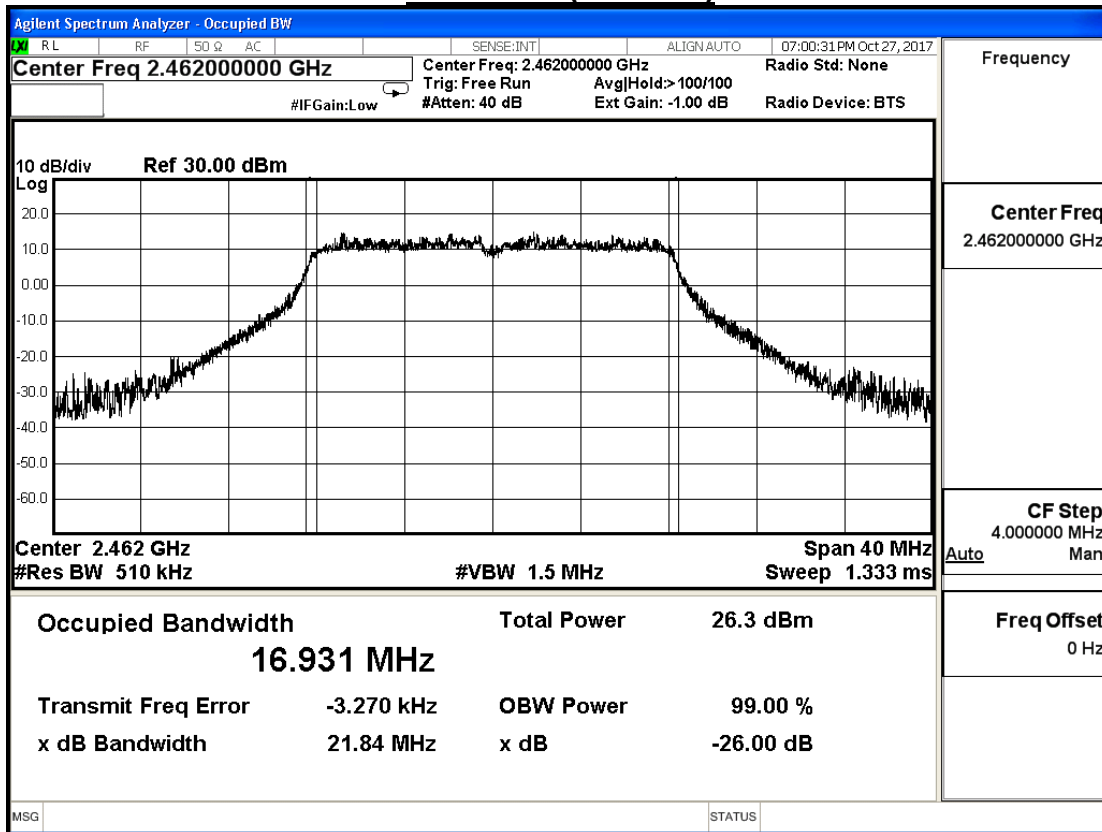
Channel 1 (2412MHz)



Channel 6 (2437MHz)



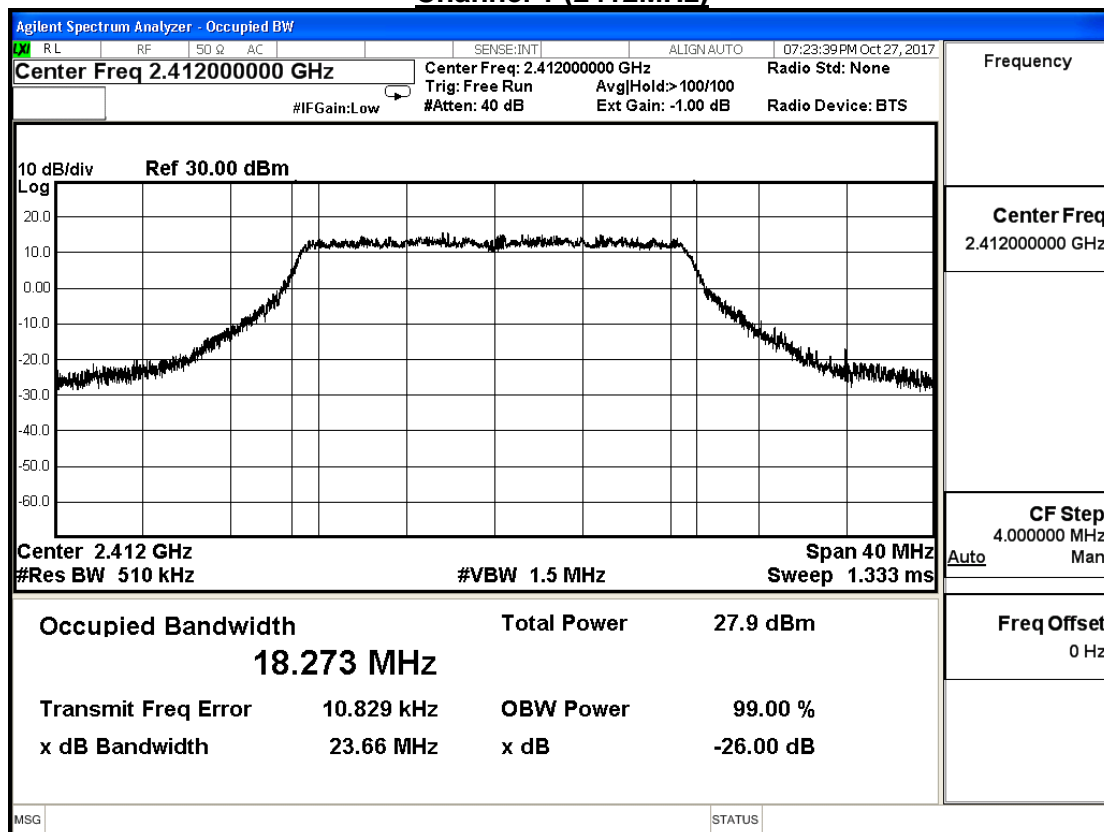
Channel 11 (2462MHz)



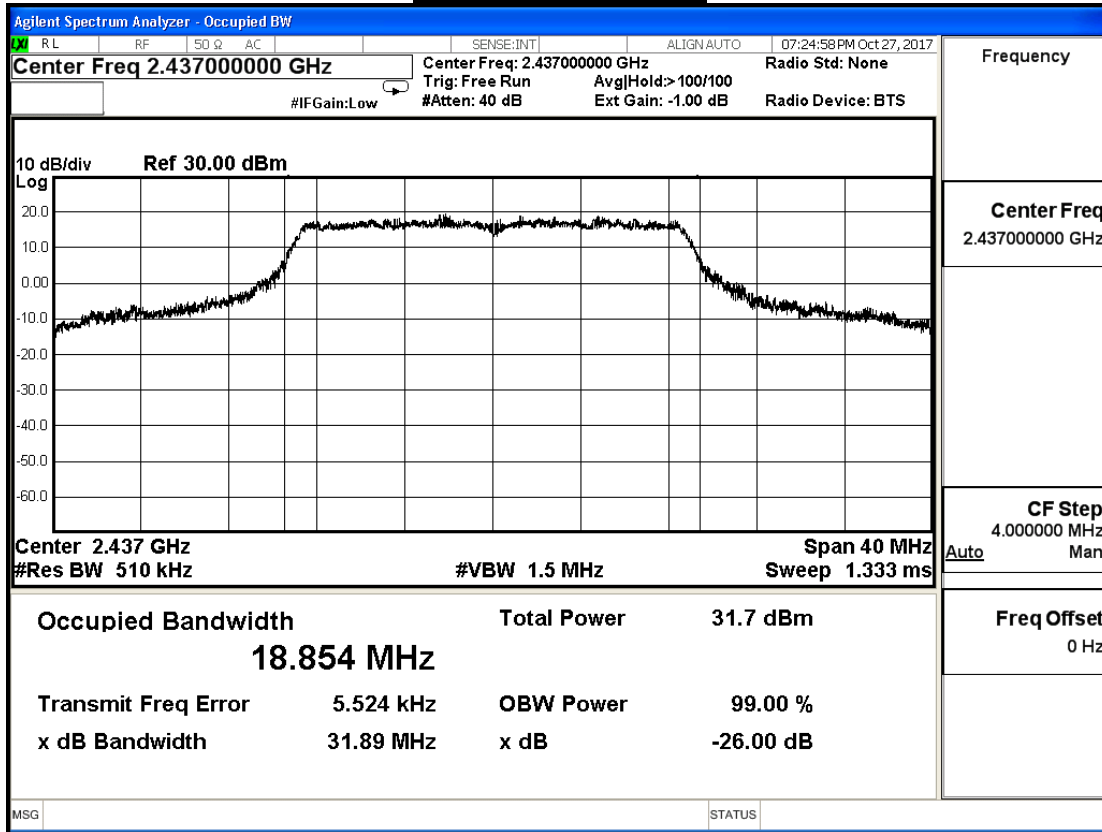
Product	Verizon Mesh Router		
Test Item	Occupied Bandwidth		
Test Mode	Mode 2: Transmit_MIMO Mode		
Date of Test	2017/10/27	Test Site	SR10-H

IEEE 802.11n(20MHz) (ANT 0)			
Channel No.	Frequency (MHz)	Measure Level (MHz)	Limit (MHz)
1	2412	18.273	--
6	2437	18.854	--
11	2462	18.312	--

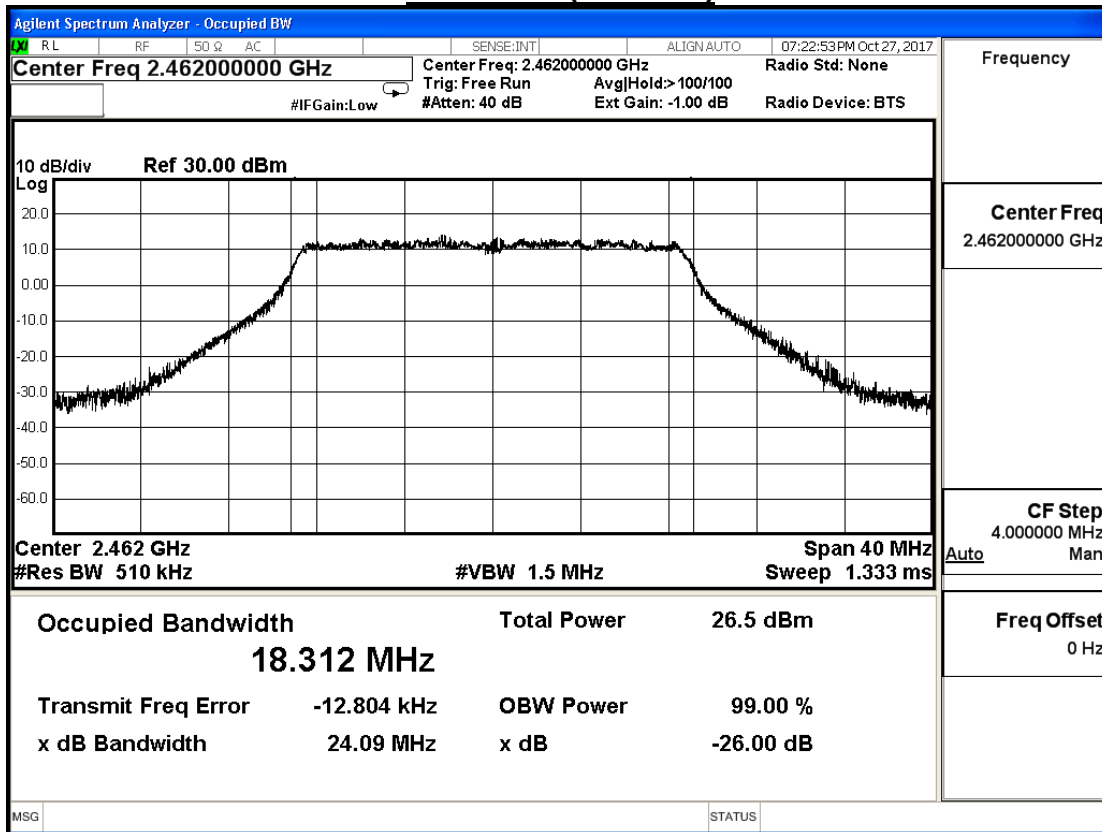
Channel 1 (2412MHz)



Channel 6 (2437MHz)



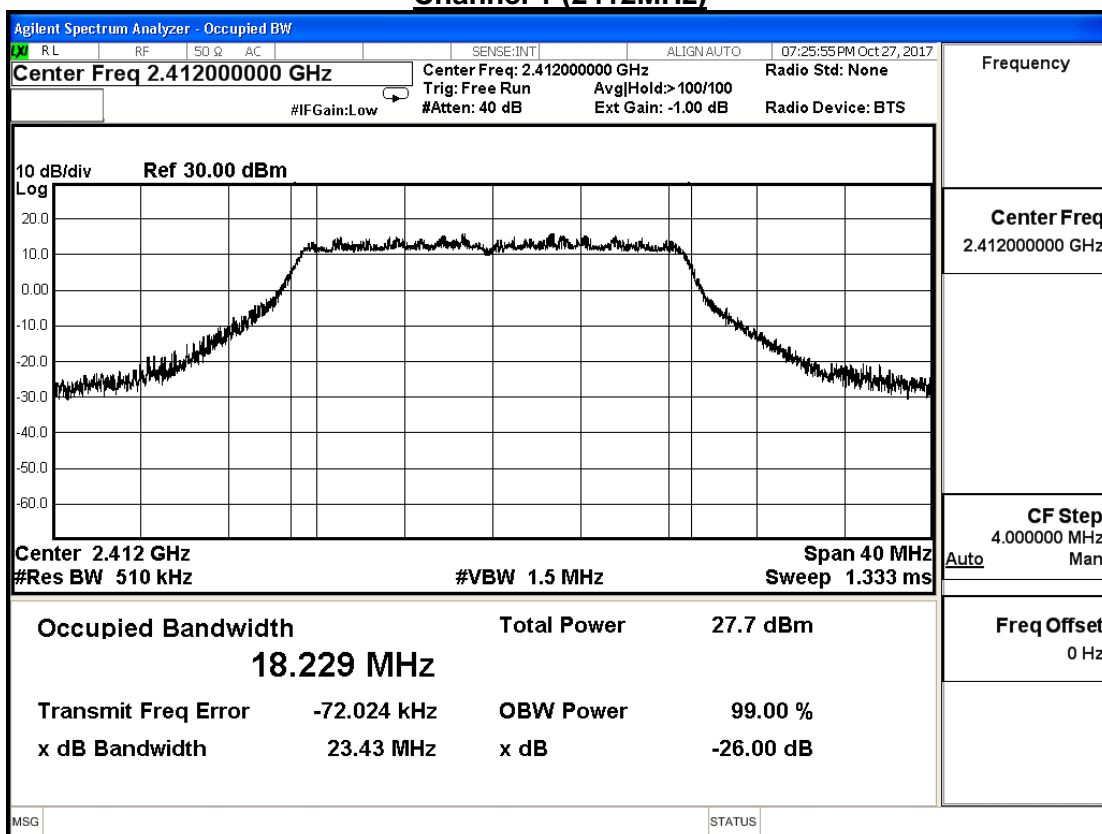
Channel 11 (2462MHz)



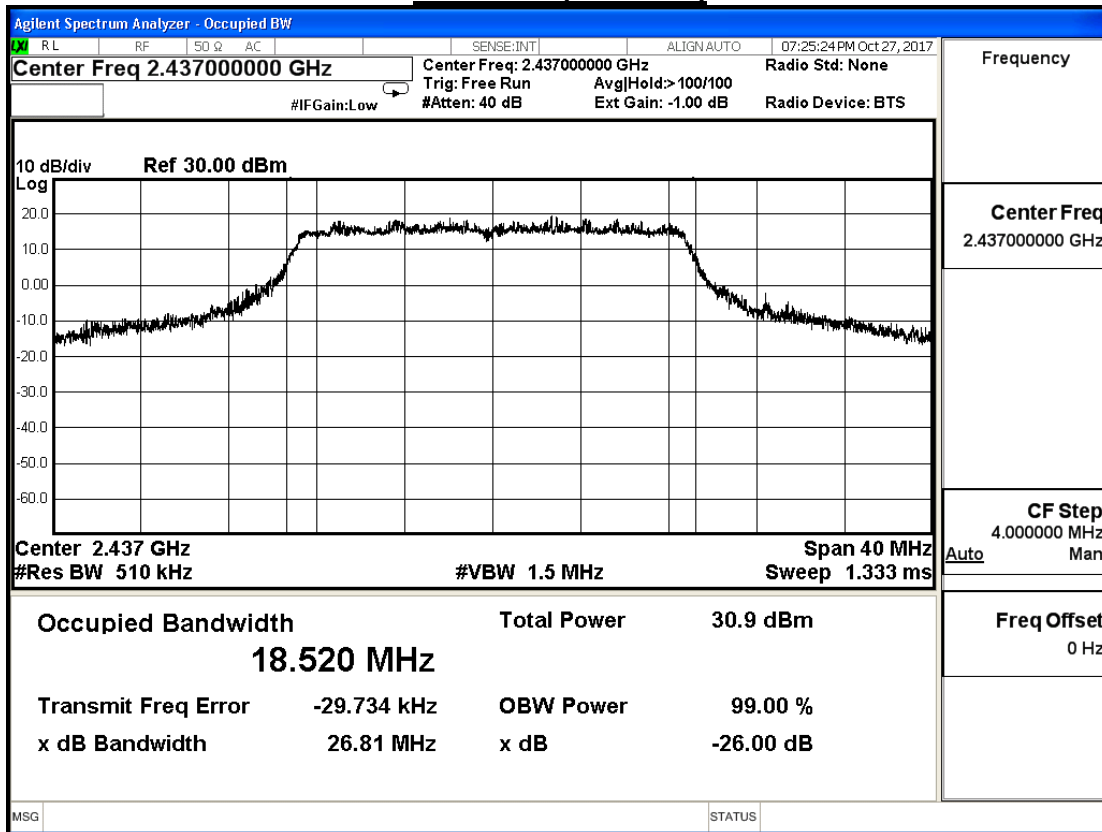
Product	Verizon Mesh Router		
Test Item	Occupied Bandwidth		
Test Mode	Mode 2: Transmit_MIMO Mode		
Date of Test	2017/10/27	Test Site	SR10-H

IEEE 802.11n(20MHz) (ANT 1)			
Channel No.	Frequency (MHz)	Measure Level (MHz)	Limit (MHz)
1	2412	18.229	--
6	2437	18.520	--
11	2462	18.221	--

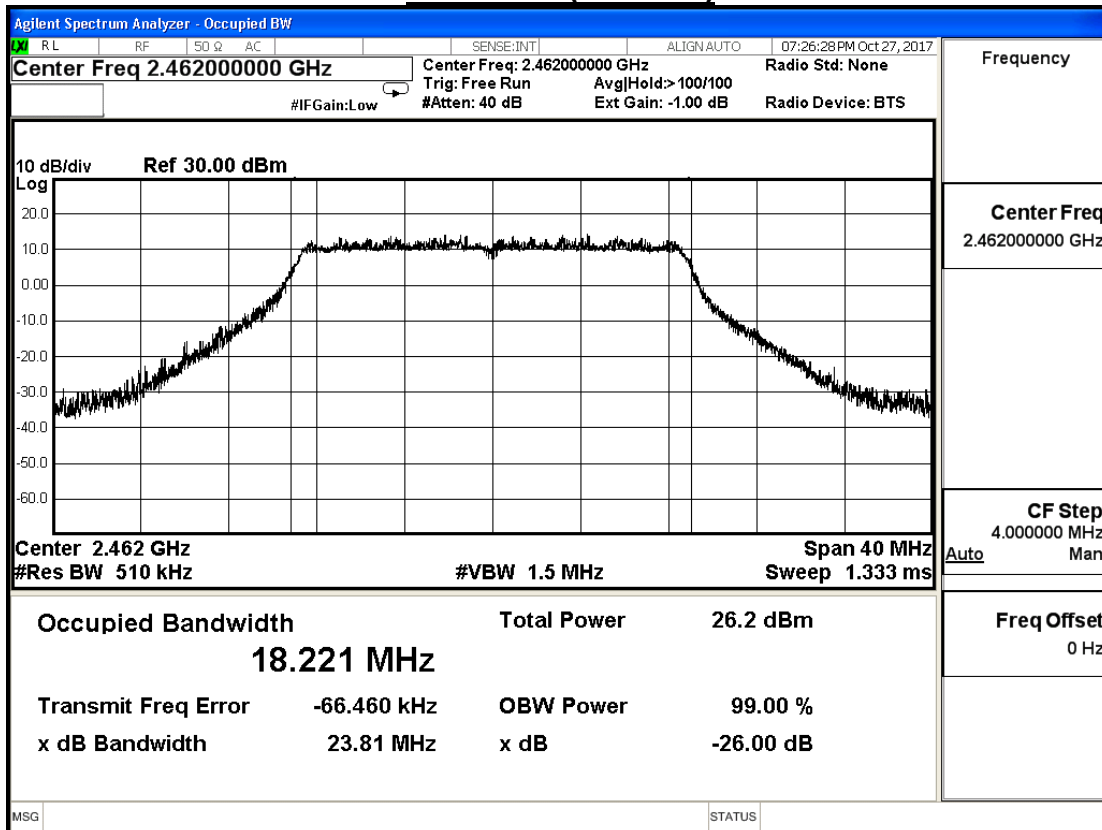
Channel 1 (2412MHz)



Channel 6 (2437MHz)



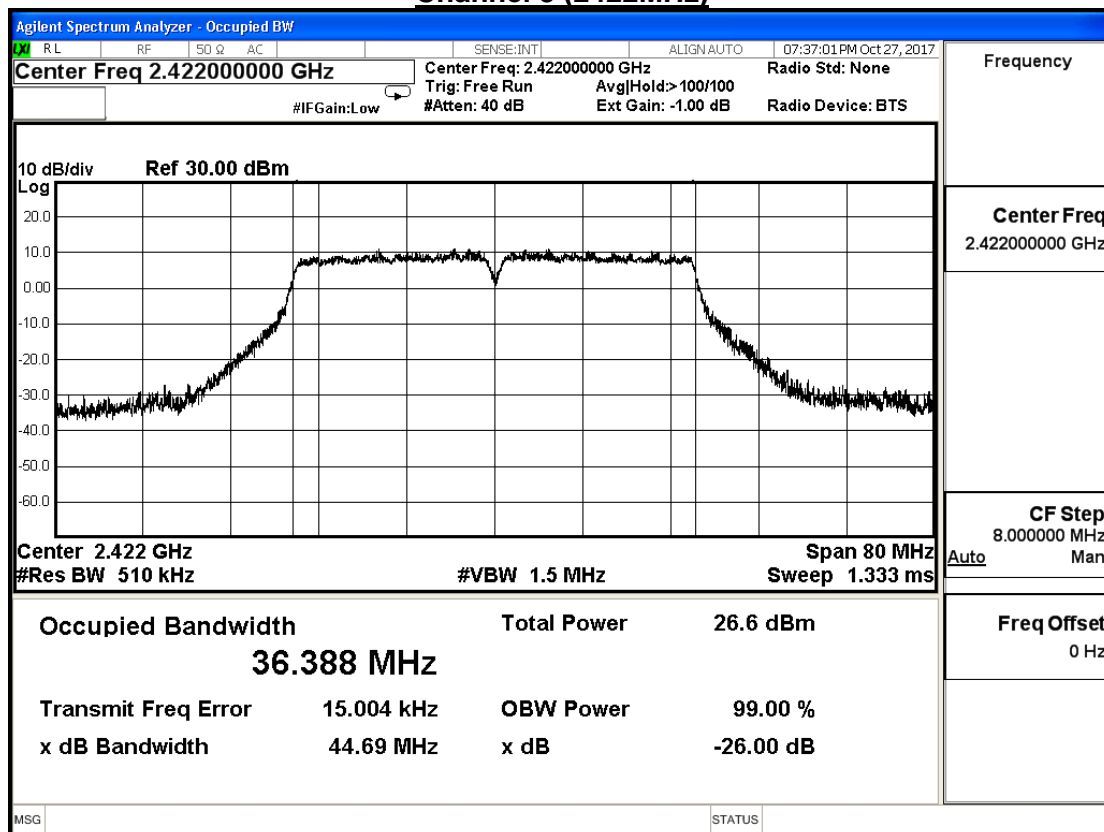
Channel 11 (2462MHz)



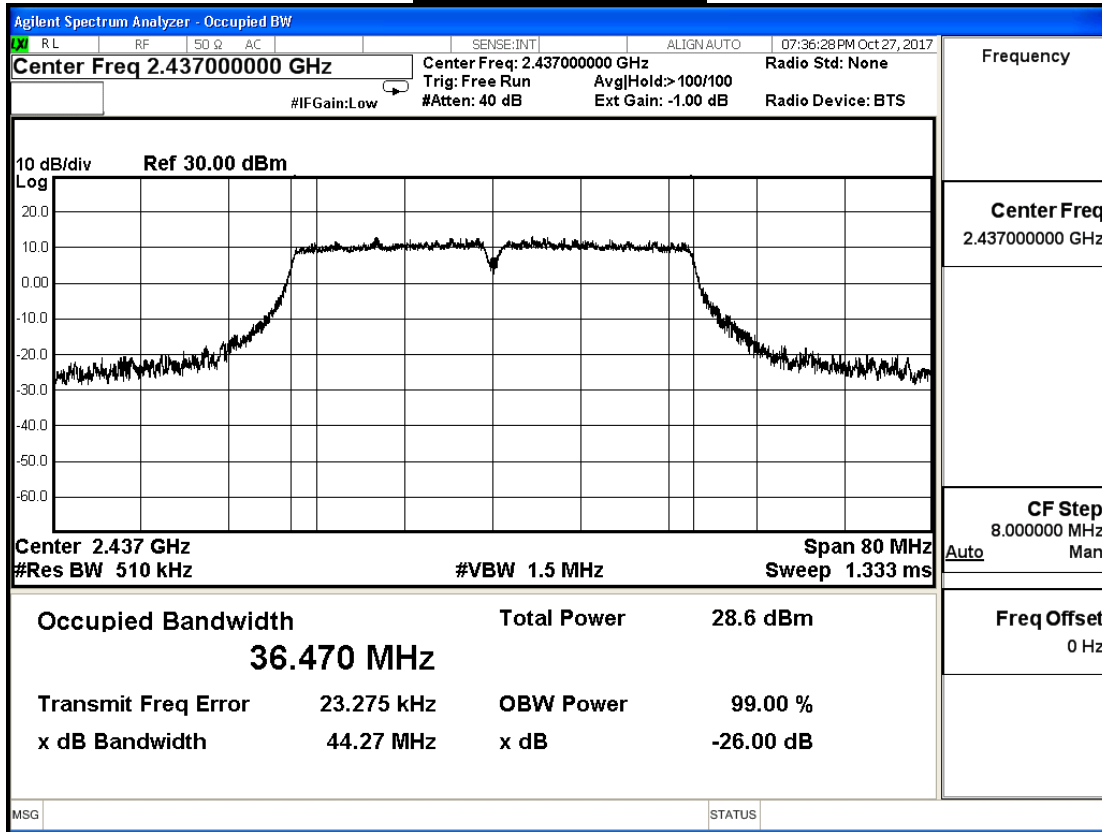
Product	Verizon Mesh Router		
Test Item	Occupied Bandwidth		
Test Mode	Mode 2: Transmit_MIMO Mode		
Date of Test	2017/10/27	Test Site	SR10-H

IEEE 802.11n(40MHz) (ANT 0)			
Channel No.	Frequency (MHz)	Measure Level (MHz)	Limit (MHz)
3	2422	36.388	--
6	2437	36.470	--
9	2452	36.427	--

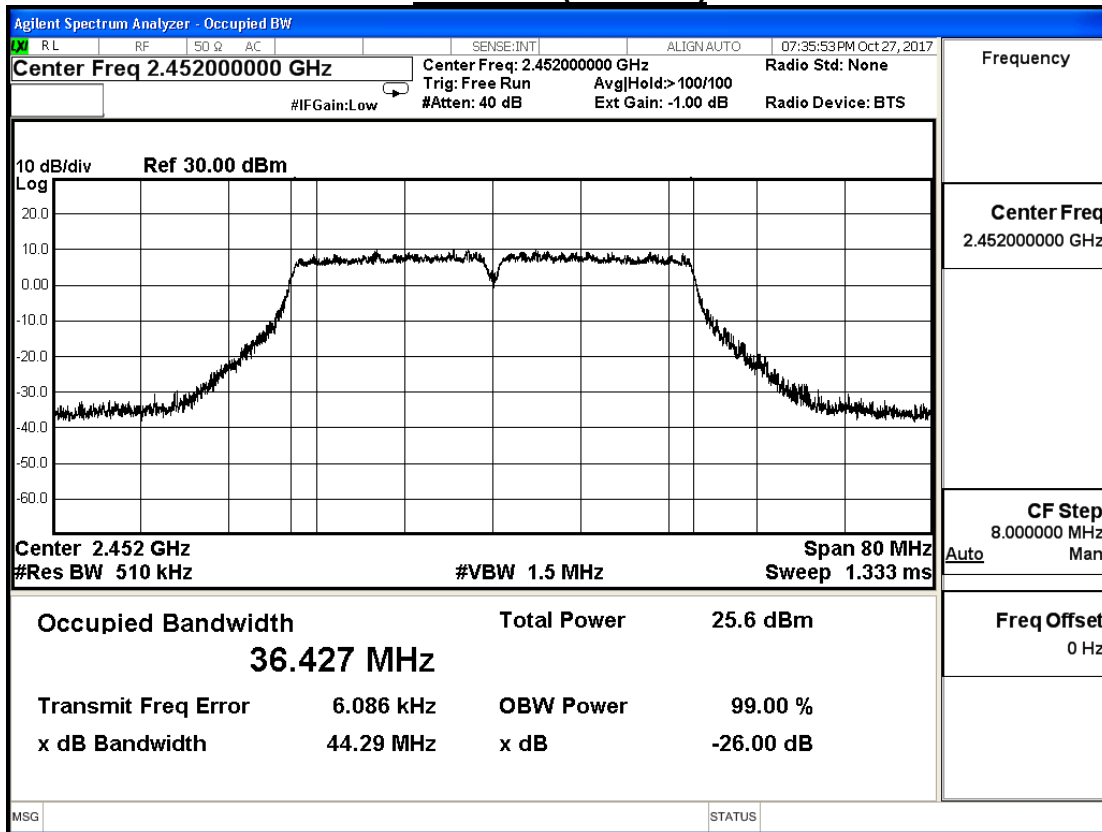
Channel 3 (2422MHz)



Channel 6 (2437MHz)



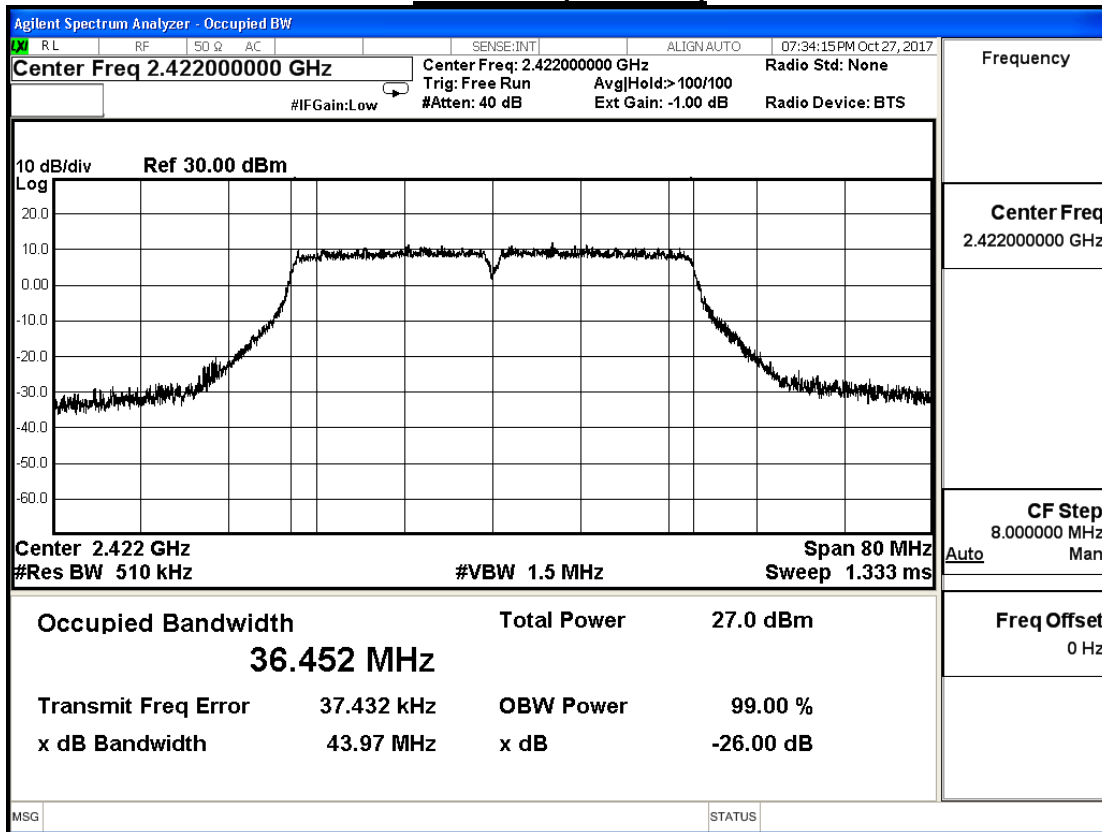
Channel 9 (2452MHz)



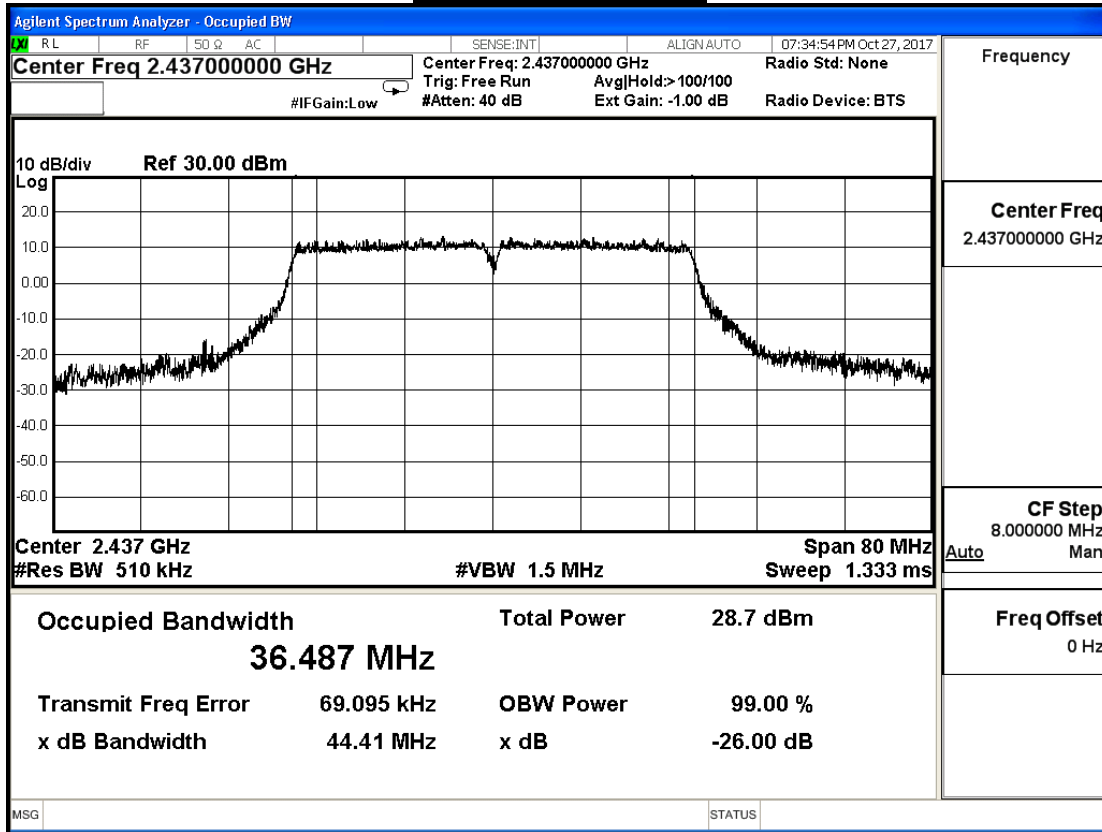
Product	Verizon Mesh Router		
Test Item	Occupied Bandwidth		
Test Mode	Mode 2: Transmit_MIMO Mode		
Date of Test	2017/10/27	Test Site	SR10-H

IEEE 802.11n(40MHz) (ANT 1)			
Channel No.	Frequency (MHz)	Measure Level (MHz)	Limit (MHz)
3	2422	36.452	--
6	2437	36.487	--
9	2452	36.402	--

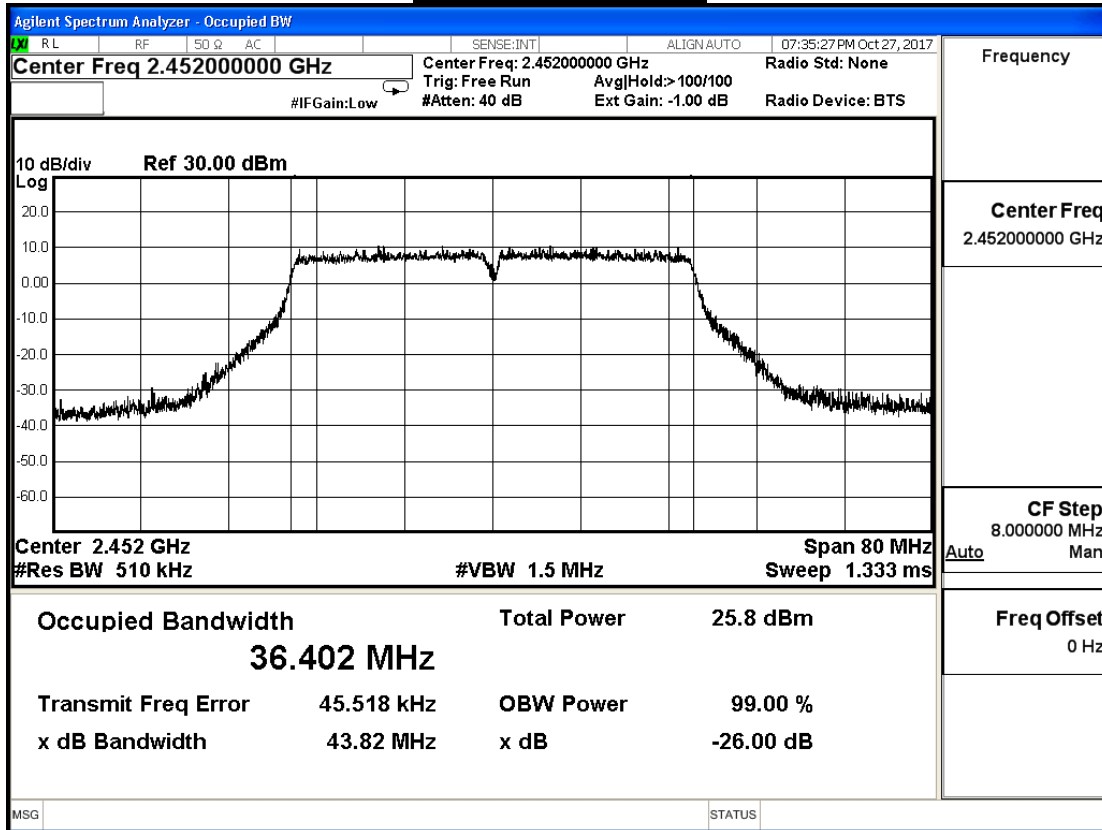
Channel 3 (2422MHz)



Channel 6 (2437MHz)



Channel 9 (2452MHz)



9. Power Density

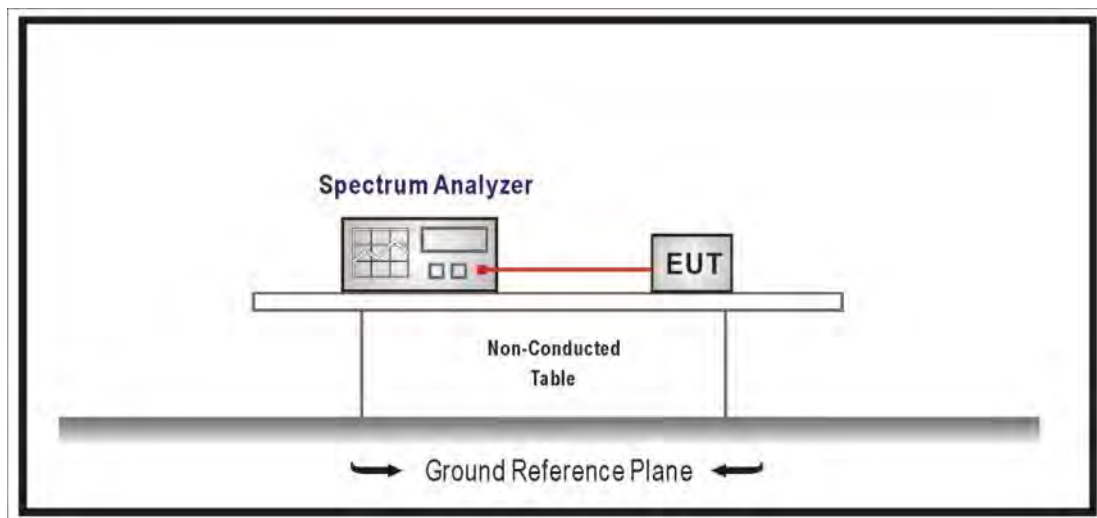
9.1. Test Equipment

The following test equipment is used during the test:

Power Density / SR10-H

Instrument	Manufacturer	Model No.	Serial No.	Cal. Date	Next Cal. Date
Signal & Spectrum Analyzer	R&S	FSV40	101049	2017/01/23	2018/01/22
EXA Signal Analyzer	Keysight	N9010A	MY51440132	2017/03/13	2018/03/12
Spectrum Analyzer	Agilent	N9010A	US47140172	2017/07/26	2018/07/25

9.2. Test Setup



9.3. Limits

The peak power spectral density conducted from the intentional radiated to the antenna shall not be greater than +8dBm in any 3kHz band during any time interval of continuous transmission.

9.4. Test Procedures

The EUT was setup according to ANSI C63.10: 2013; tested according to DTS test procedure section 10.2 of KDB558074 D01V04 for compliance to FCC 47CFR 15.247 requirements. Set $3\text{kHz} \leq \text{RBW} \leq 100\text{ kHz}$, Set $\text{VBW} \geq 3 \times \text{RBW}$, Sweep time=Auto, Set Peak detector.

9.5. Test Specification

According to FCC Part 15 Subpart C Paragraph 15.247: 2016

9.6. Uncertainty

The measurement uncertainty is defined as $\pm 1.27\text{dB}$.

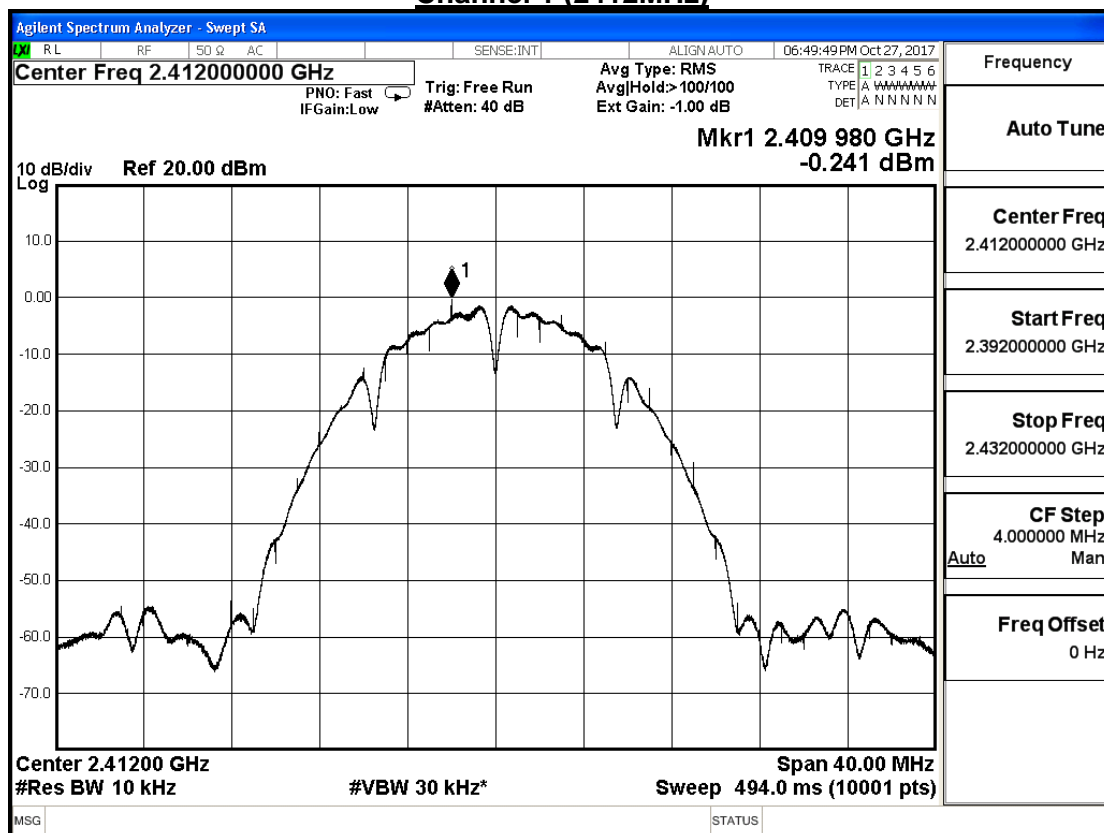
9.7. Test Result

Product	Verizon Mesh Router		
Test Item	Power Density		
Test Mode	Mode 1: Transmit_CDD Mode		
Date of Test	2017/10/27	Test Site	SR10-H

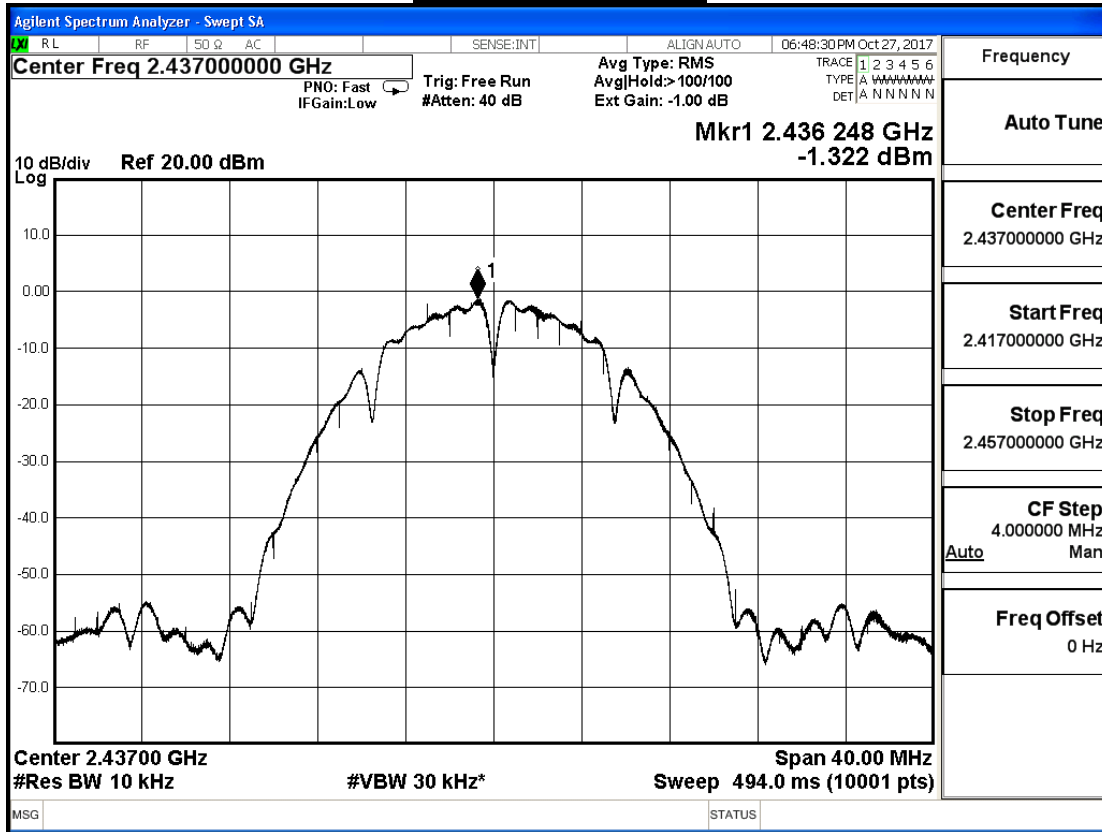
IEEE 802.11b (ANT 0)			
Channel No.	Frequency (MHz)	Measure Vaule (MHz)	Limit (3KHz/MHz)
1	2412	-0.241	≤ 7.39
6	2437	-1.322	≤ 7.39
11	2462	-1.173	≤ 7.39

Note: Array Gain: Antenna gain +10 log(N) =3.6+3.01 = 6.61dBi
 Limit = 8-(6.61-6) = 7.39dBm

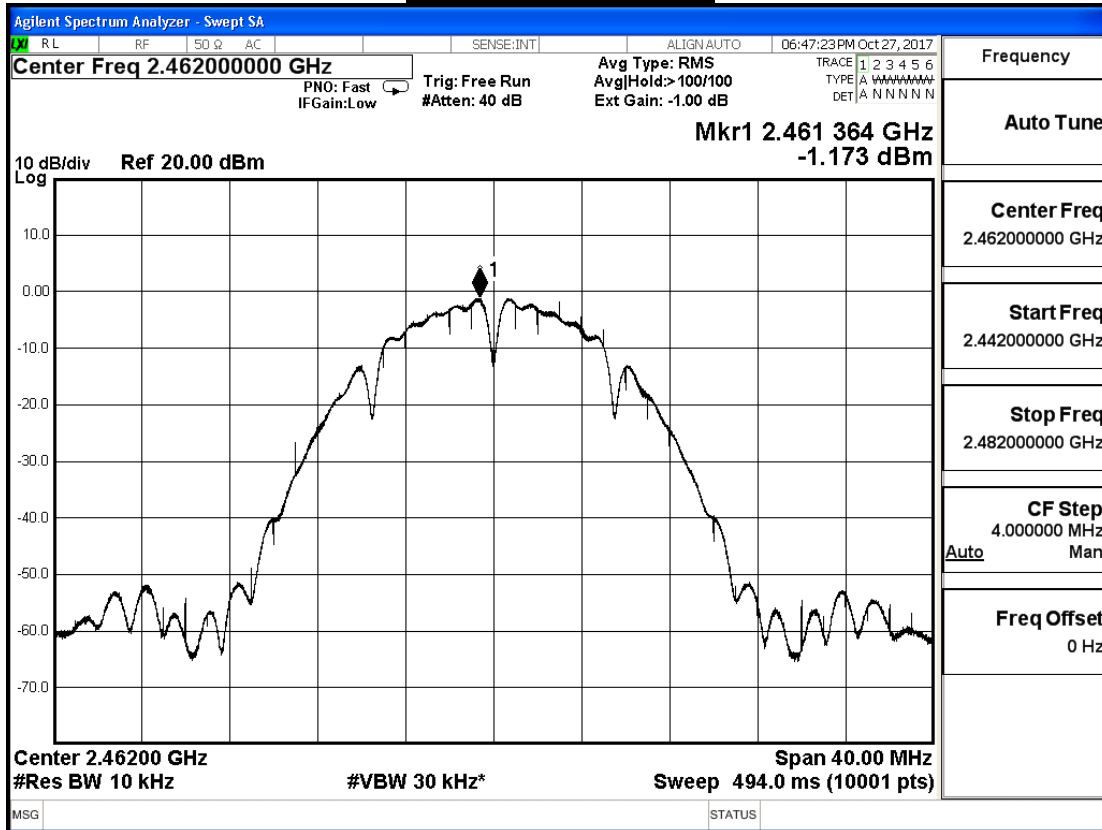
Channel 1 (2412MHz)



Channel 6 (2437MHz)



Channel 11 (2462MHz)

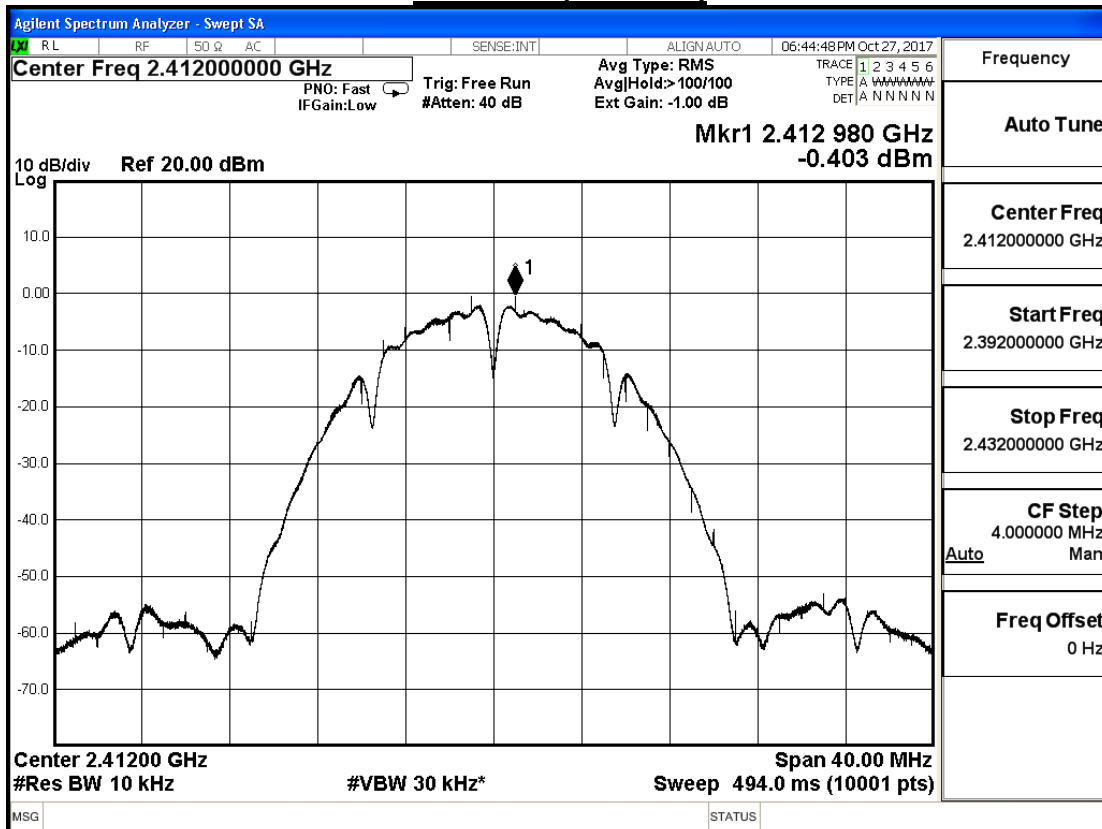


Product	Verizon Mesh Router		
Test Item	Power Density		
Test Mode	Mode 1: Transmit_CDD Mode		
Date of Test	2017/10/27	Test Site	SR10-H

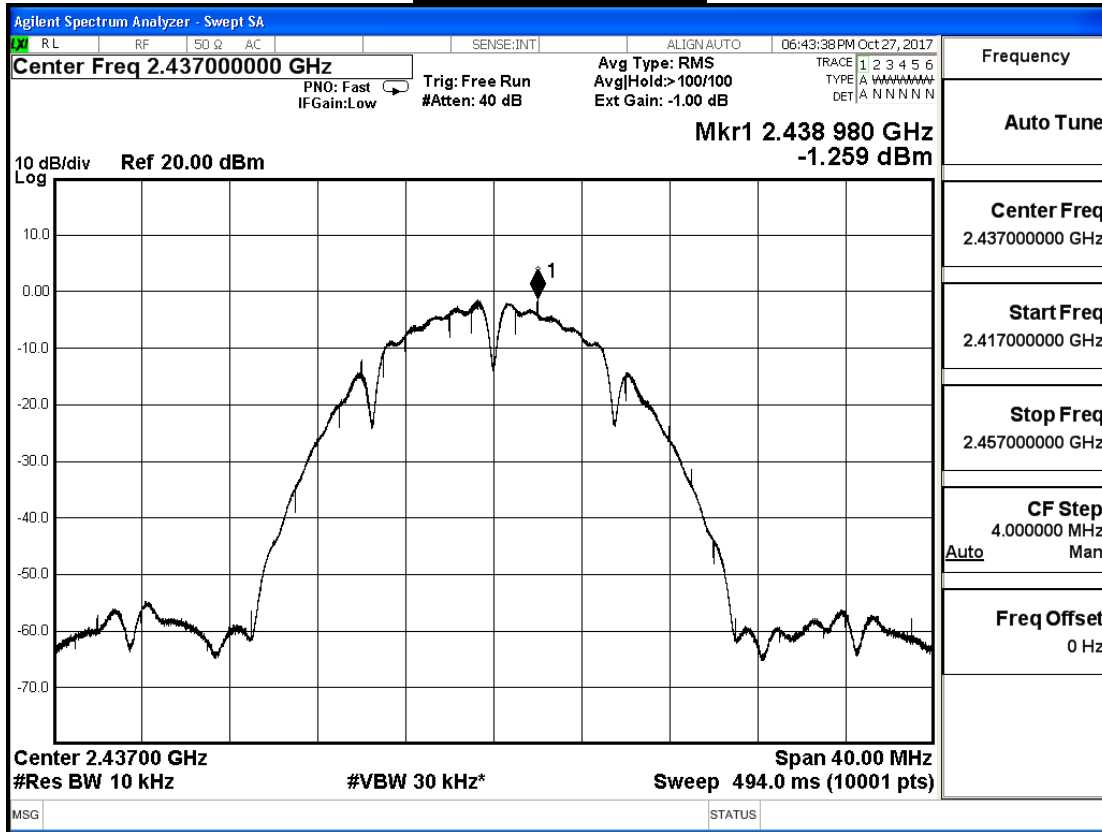
IEEE 802.11b (ANT 1)			
Channel No.	Frequency (MHz)	Measure Vaule (MHz)	Limit (3KHz/MHz)
1	2412	-0.403	≤ 7.39
6	2437	-1.259	≤ 7.39
11	2462	-1.614	≤ 7.39

Note: Array Gain: Antenna gain +10 log(N) = 3.6+3.01 = 6.61dBi
 Limit = 8-(6.61-6) = 7.39dBm

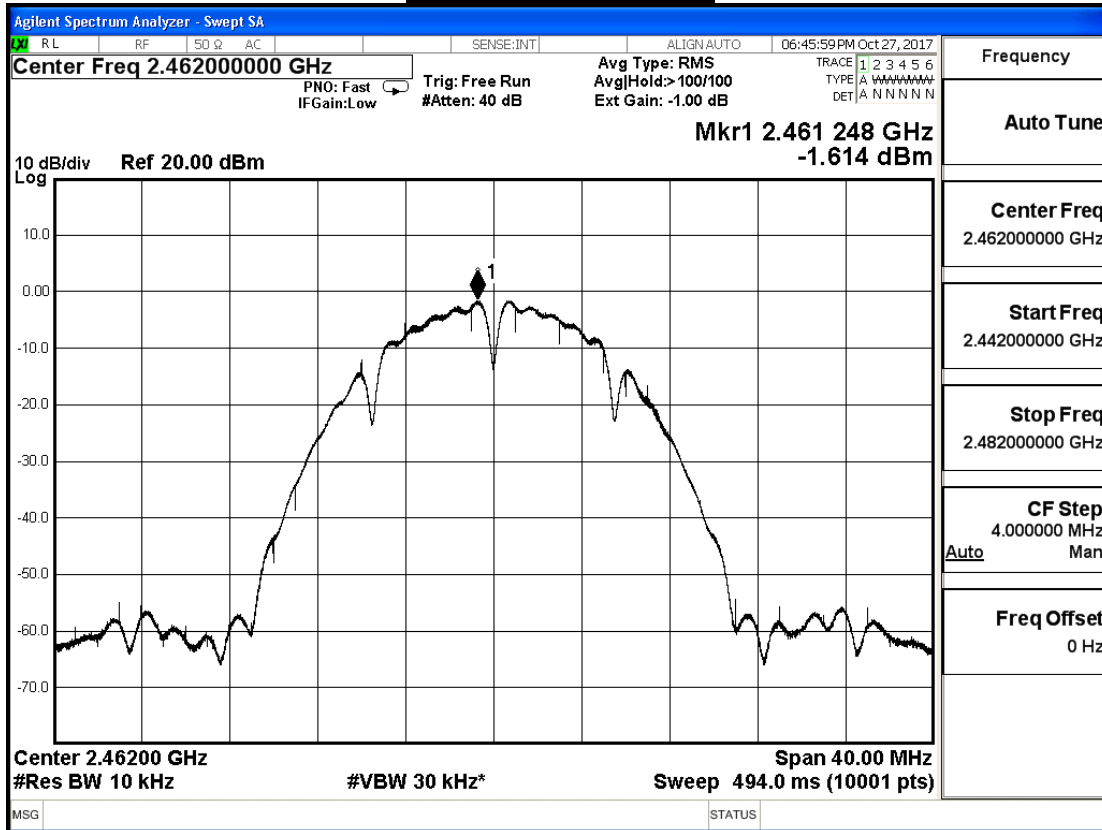
Channel 1 (2412MHz)



Channel 6 (2437MHz)



Channel 11 (2462MHz)



Product	Verizon Mesh Router		
Test Item	Power Density		
Test Mode	Mode 1: Transmit_CDD Mode		
Date of Test	2017/10/27	Test Site	SR10-H

IEEE 802.11b (ANT 0+1)			
Channel No.	Frequency (MHz)	Measure Vaule (MHz)	Limit (3KHz/MHz)
1	2412	2.689	≤ 7.39
6	2437	1.720	≤ 7.39
11	2462	1.622	≤ 7.39

Note: Array Gain: Antenna gain $+10 \log(N) = 3.6 + 3.01 = 6.61 \text{dBi}$

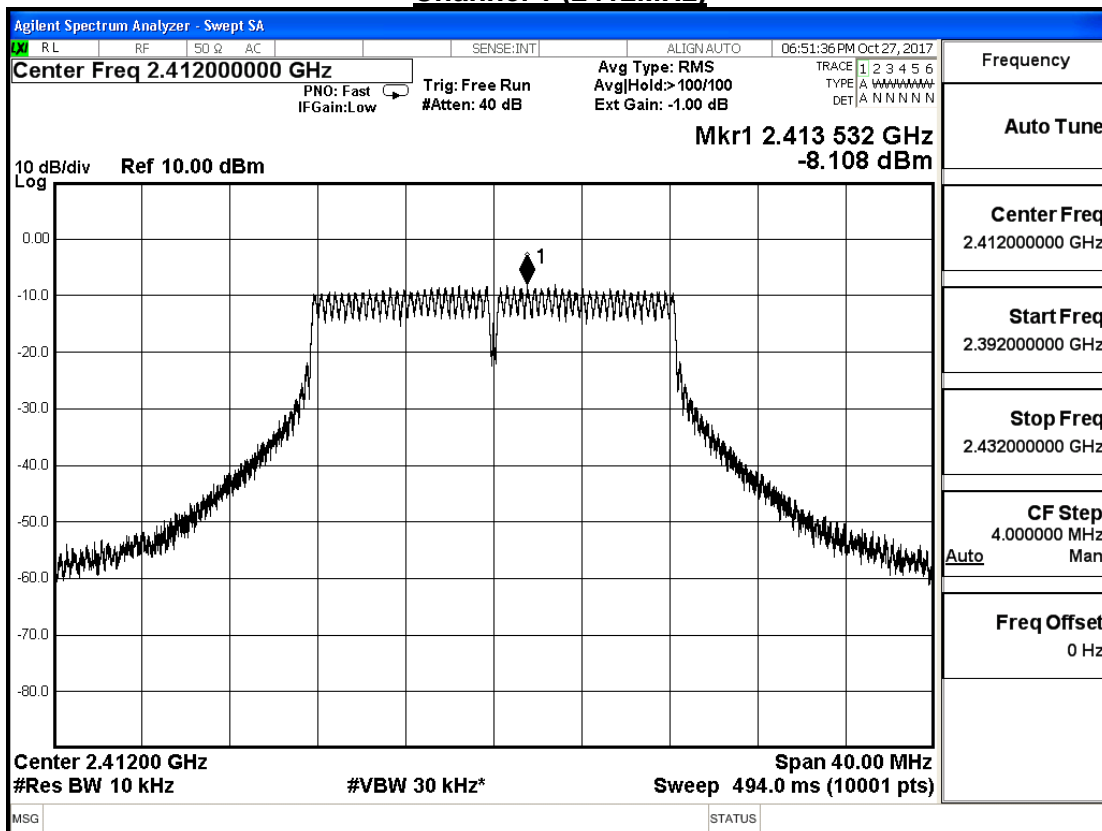
Limit = $8 - (6.61 - 6) = 7.39 \text{dBm}$

Product	Verizon Mesh Router		
Test Item	Power Density		
Test Mode	Mode 1: Transmit_CDD Mode		
Date of Test	2017/10/27	Test Site	SR10-H

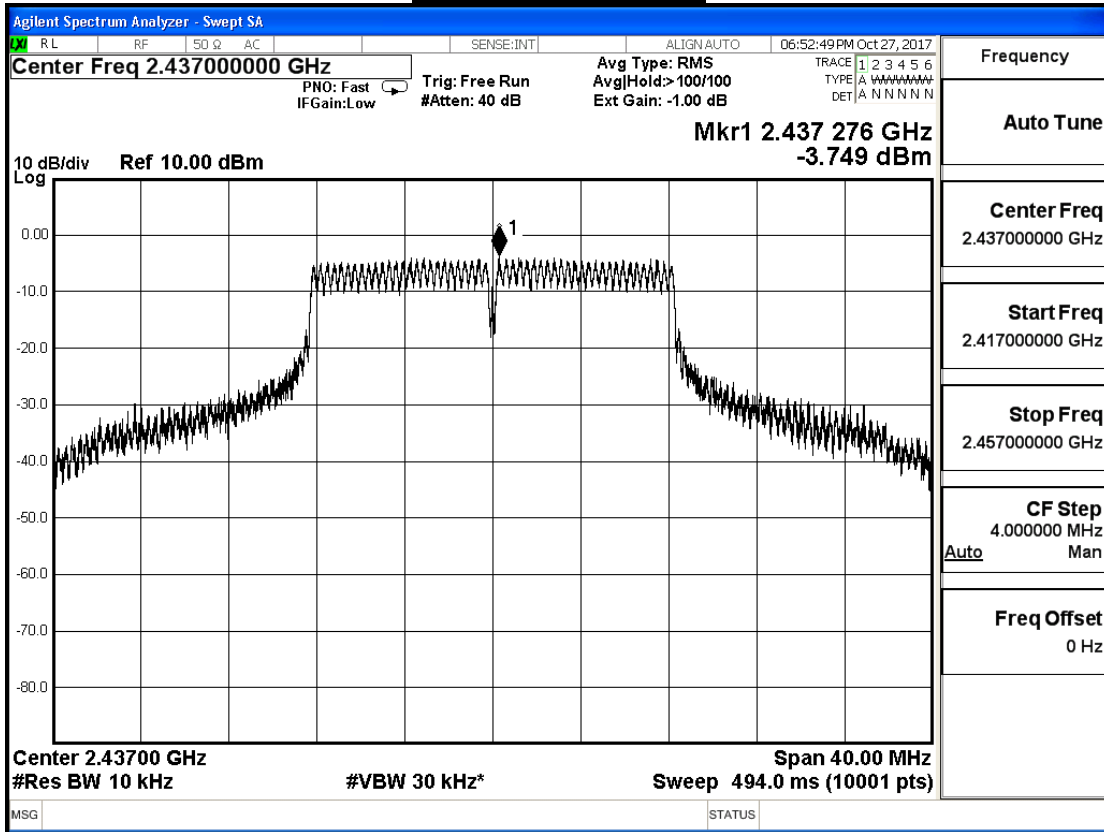
IEEE 802.11g (ANT 0)			
Channel No.	Frequency (MHz)	Measure Vaule (MHz)	Limit (3KHz/MHz)
1	2412	-8.108	≤ 7.39
6	2437	-3.749	≤ 7.39
11	2462	-8.983	≤ 7.39

Note: Array Gain: Antenna gain +10 log(N) =3.6+3.01 = 6.61dBi
 Limit = 8-(6.61-6) = 7.39dBm

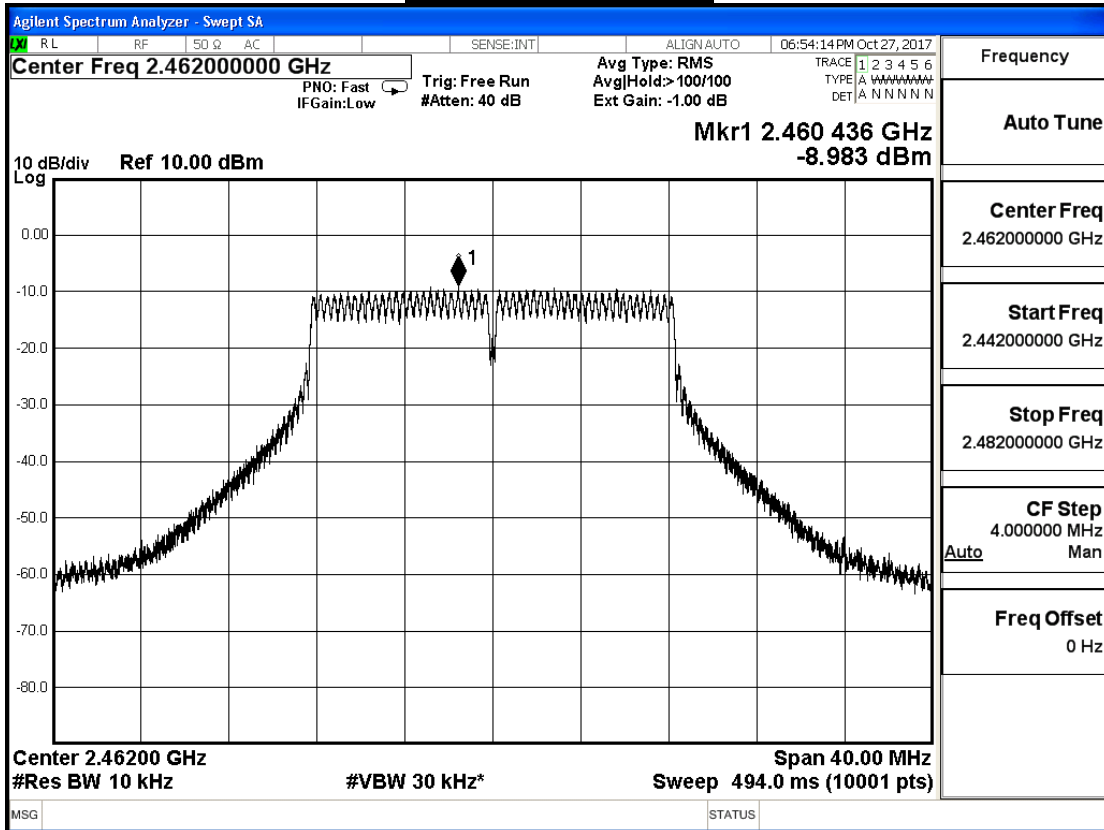
Channel 1 (2412MHz)



Channel 6 (2437MHz)



Channel 11 (2462MHz)

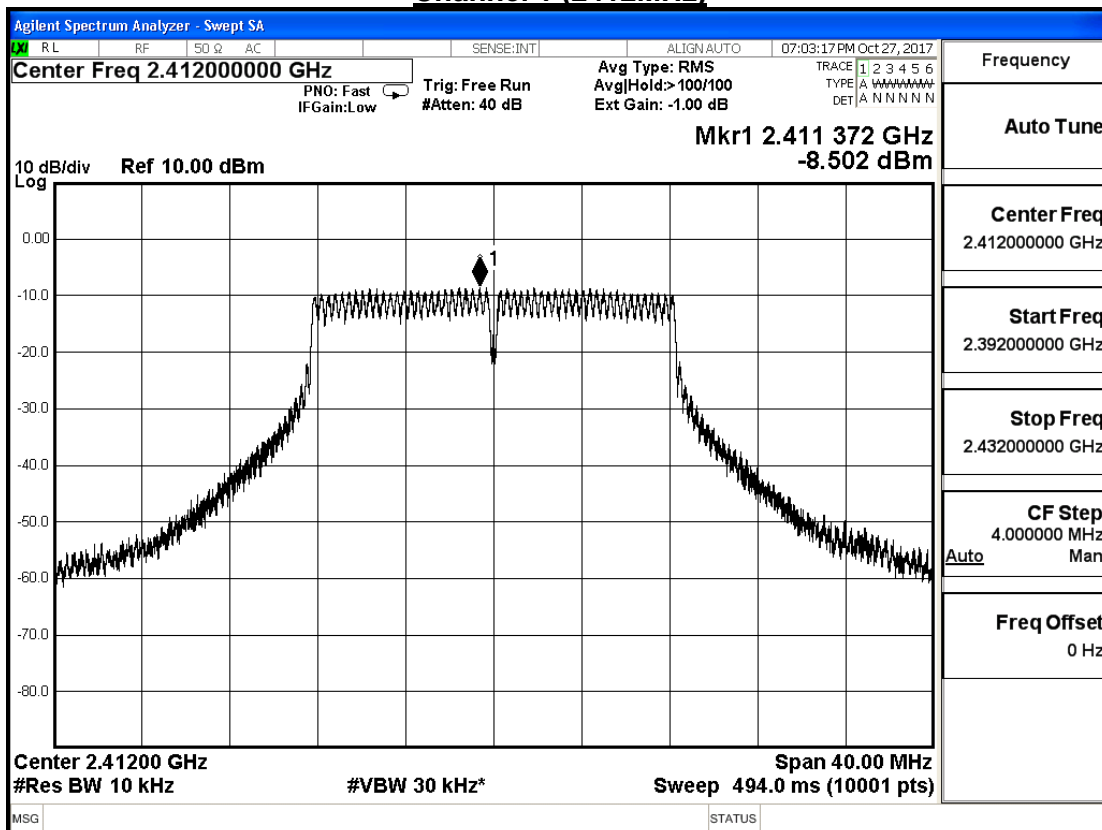


Product	Verizon Mesh Router		
Test Item	Power Density		
Test Mode	Mode 1: Transmit_CDD Mode		
Date of Test	2017/10/27	Test Site	SR10-H

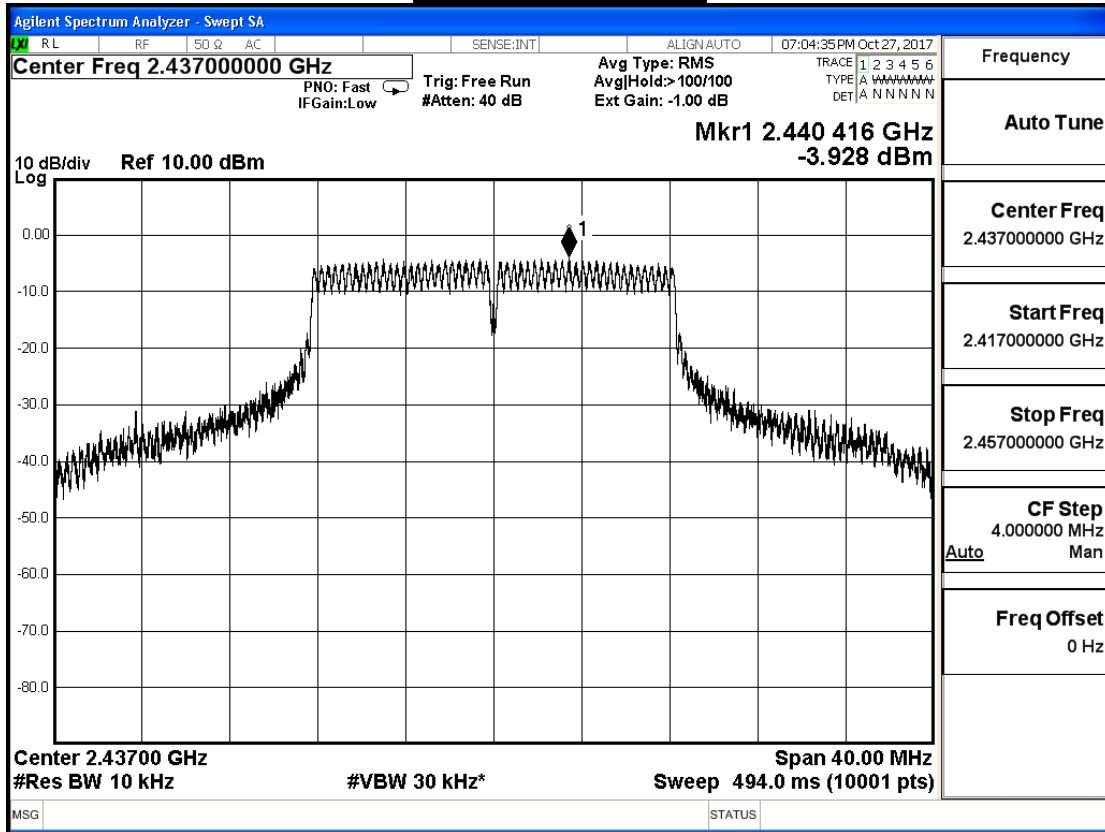
IEEE 802.11g (ANT 1)			
Channel No.	Frequency (MHz)	Measure Vaule (MHz)	Limit (3KHz/MHz)
1	2412	-8.502	≤ 7.39
6	2437	-3.928	≤ 7.39
11	2462	-9.442	≤ 7.39

Note: Array Gain: Antenna gain +10 log(N) =3.6+3.01 = 6.61dBi
 Limit = 8-(6.61-6) = 7.39dBm

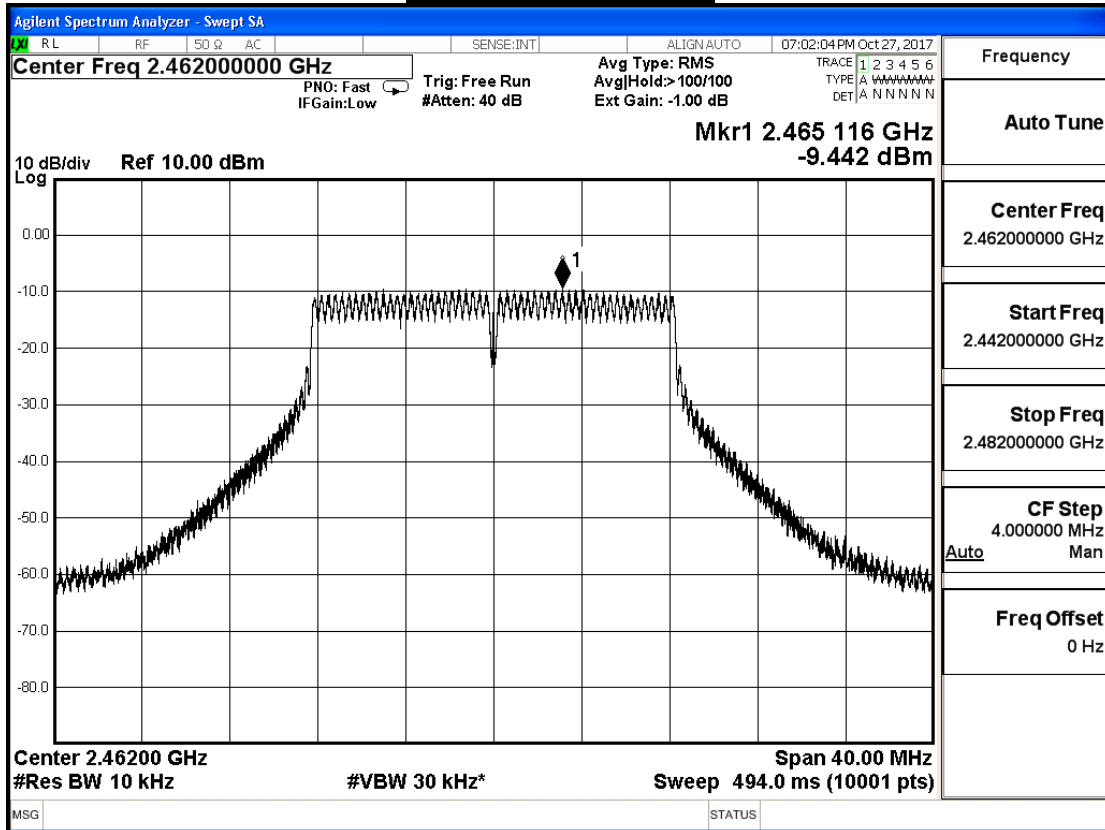
Channel 1 (2412MHz)



Channel 6 (2437MHz)



Channel 11 (2462MHz)



Product	Verizon Mesh Router		
Test Item	Power Density		
Test Mode	Mode 1: Transmit_CDD Mode		
Date of Test	2017/10/27	Test Site	SR10-H

IEEE 802.11g (ANT 0+1)			
Channel No.	Frequency (MHz)	Measure Vaule (MHz)	Limit (3KHz/MHz)
1	2412	-5.290	≤ 7.39
6	2437	-0.827	≤ 7.39
11	2462	-6.196	≤ 7.39

Note: Array Gain: Antenna gain $+10 \log(N) = 3.6 + 3.01 = 6.61 \text{dBi}$

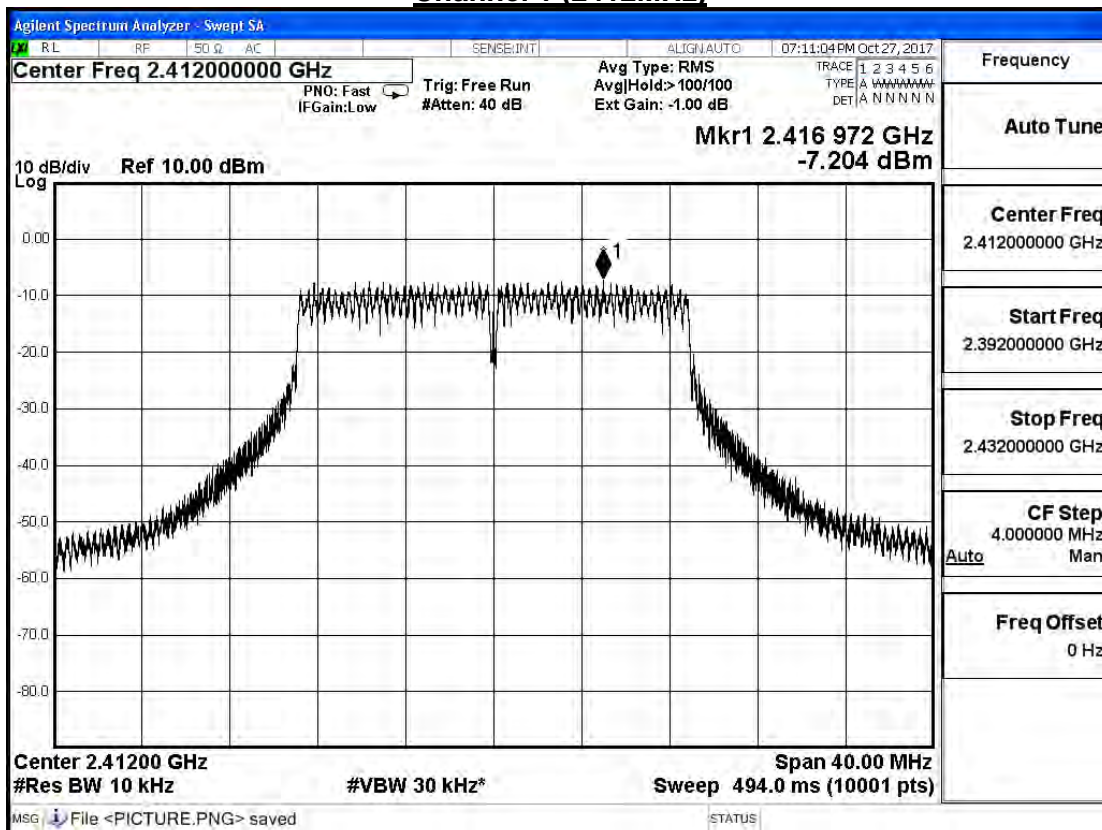
Limit = $8 - (6.61 - 6) = 7.39 \text{dBm}$

Product	Verizon Mesh Router		
Test Item	Power Density		
Test Mode	Mode 2: Transmit_MIMO Mode		
Date of Test	2017/10/27	Test Site	SR10-H

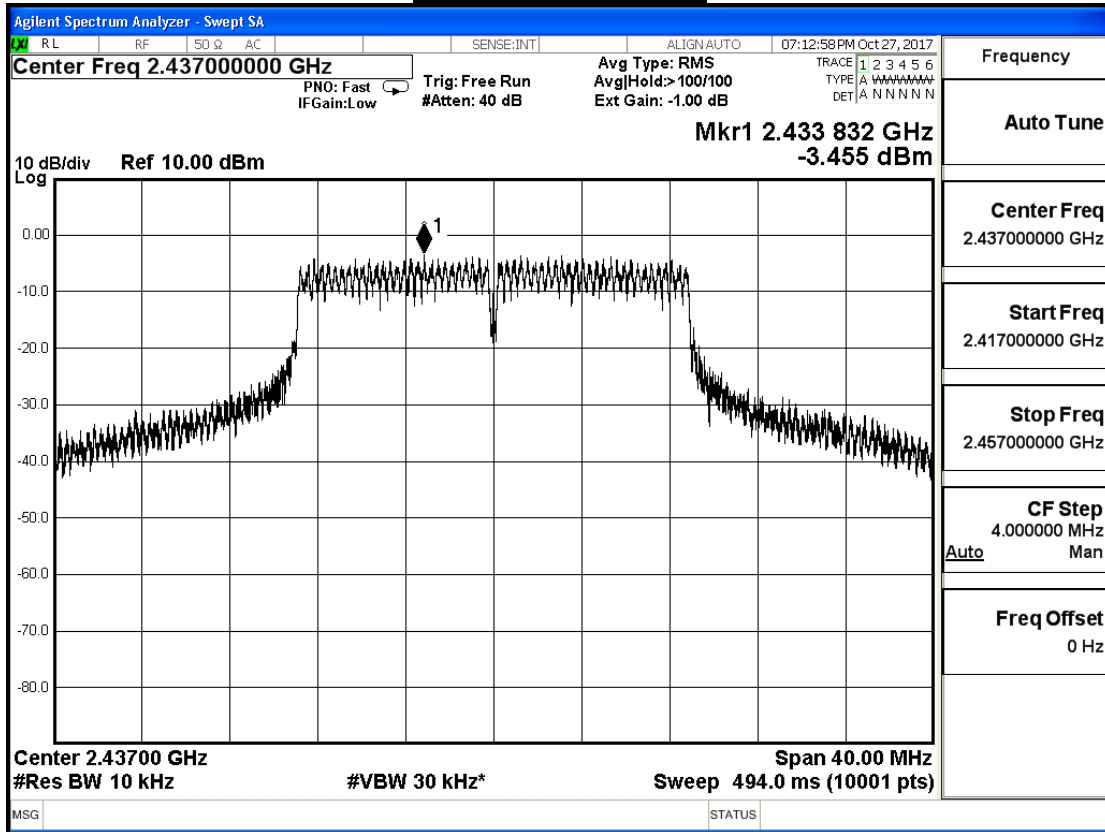
IEEE 802.11n(20MHz) (ANT 0)			
Channel No.	Frequency (MHz)	Measure Vaule (MHz)	Limit (3KHz/MHz)
1	2412	-7.204	≤ 7.39
6	2437	-3.455	≤ 7.39
11	2462	-8.895	≤ 7.39

Note: Array Gain: Antenna gain +10 log(N) =3.6+3.01 = 6.61dBi
 Limit = 8-(6.61-6) = 7.39dBm

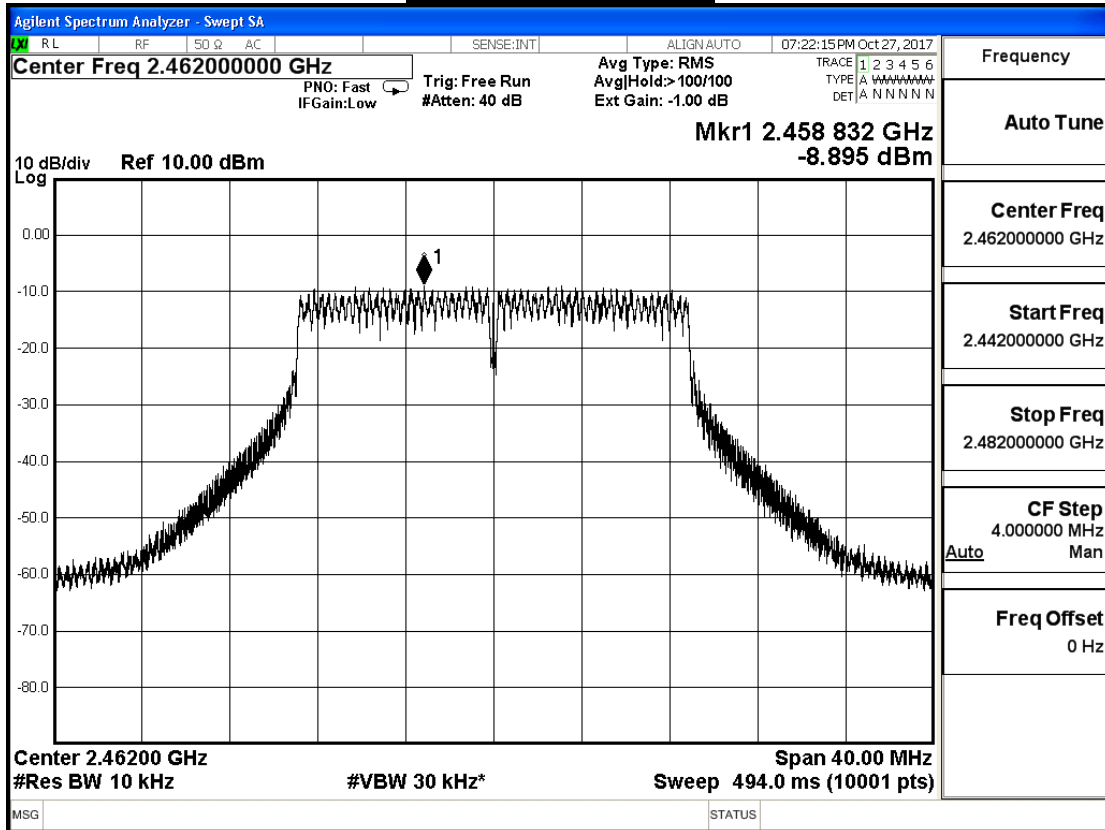
Channel 1 (2412MHz)



Channel 6 (2437MHz)



Channel 11 (2462MHz)

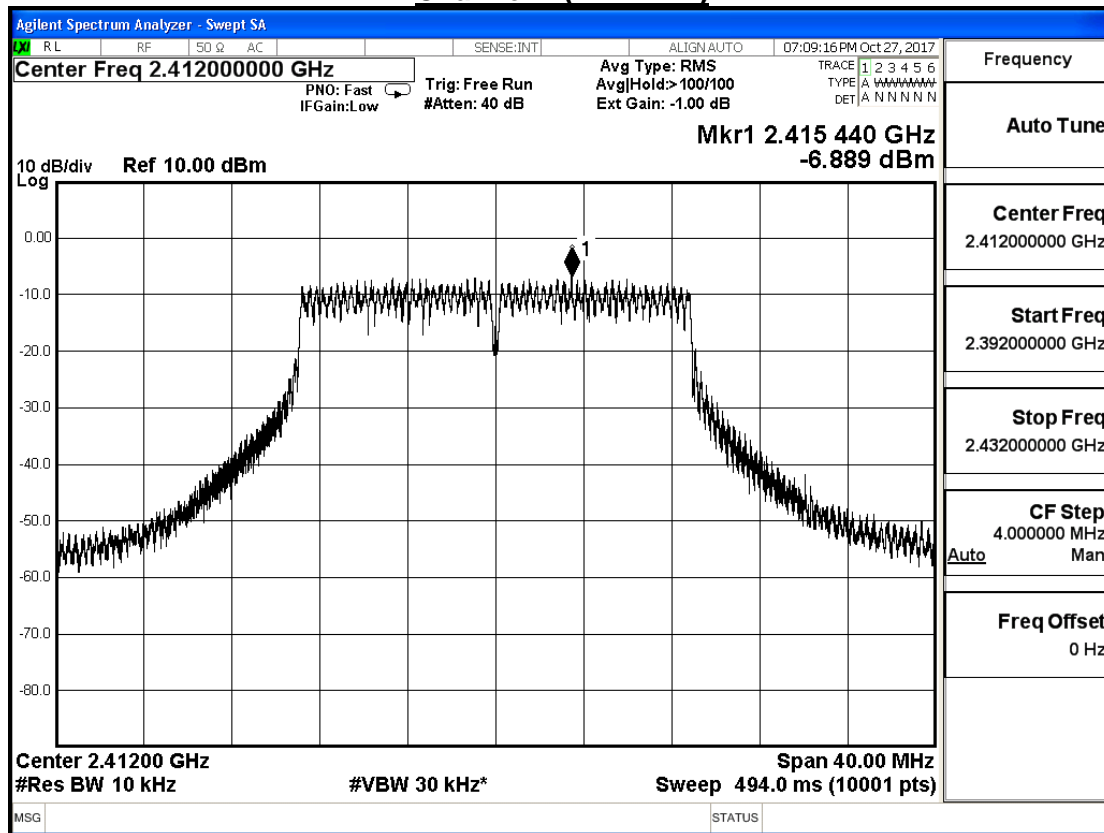


Product	Verizon Mesh Router		
Test Item	Power Density		
Test Mode	Mode 2: Transmit_MIMO Mode		
Date of Test	2017/10/27	Test Site	SR10-H

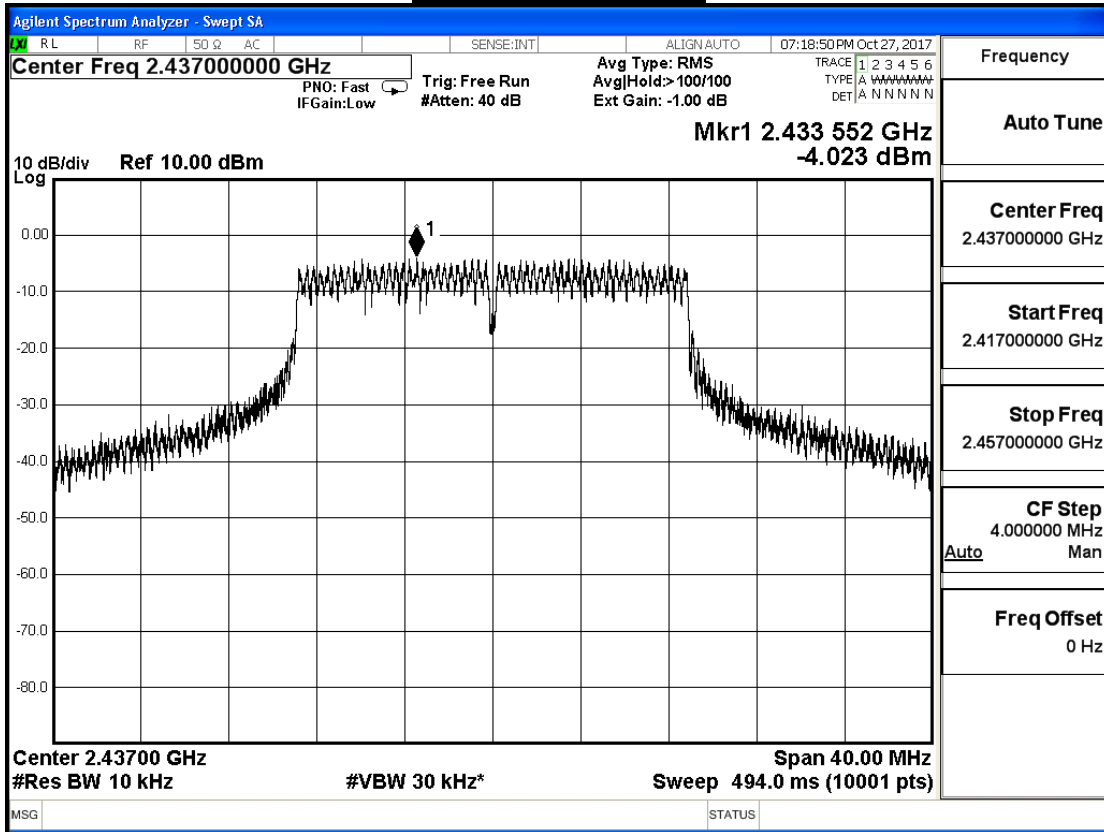
IEEE 802.11n(20MHz) (ANT 1)			
Channel No.	Frequency (MHz)	Measure Vaule (MHz)	Limit (3KHz/MHz)
1	2412	-6.889	≤ 7.39
6	2437	-4.023	≤ 7.39
11	2462	-8.511	≤ 7.39

Note: Array Gain: Antenna gain +10 log(N) =3.6+3.01 = 6.61dBi
 Limit = 8-(6.61-6) = 7.39dBm

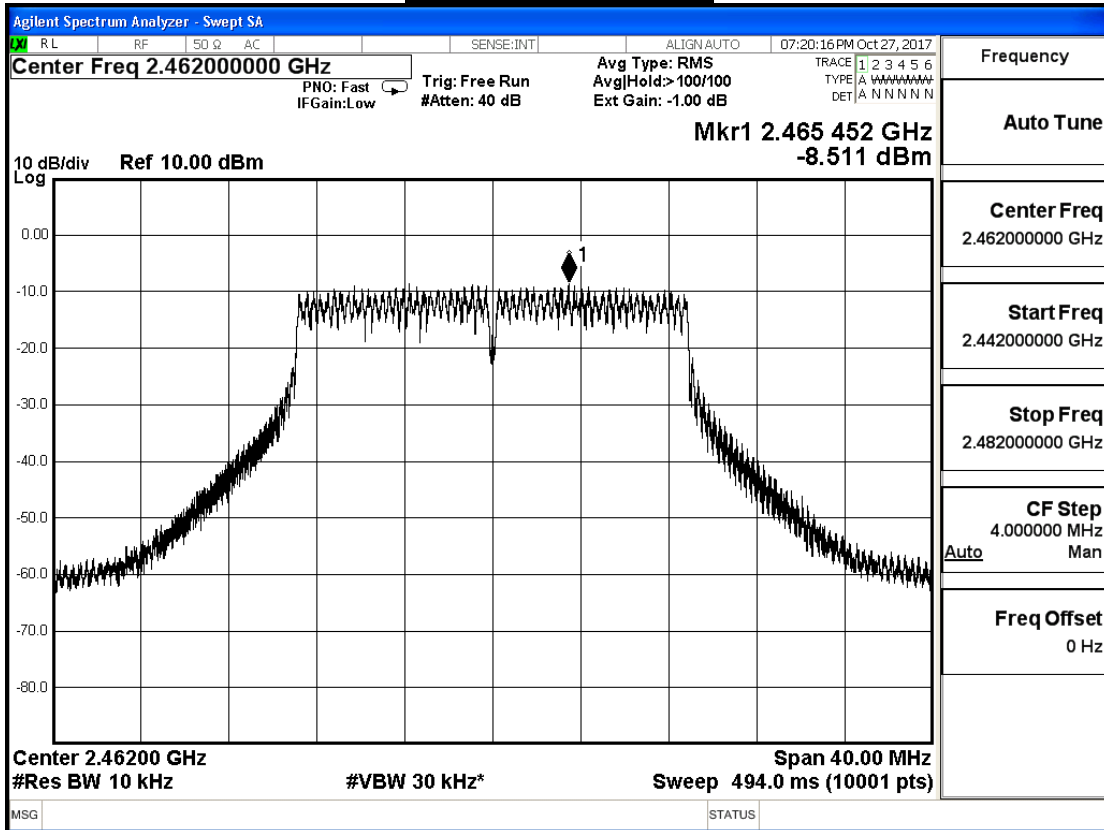
Channel 1 (2412MHz)



Channel 6 (2437MHz)



Channel 11 (2462MHz)



Product	Verizon Mesh Router		
Test Item	Power Density		
Test Mode	Mode 2: Transmit_MIMO Mode		
Date of Test	2017/10/27	Test Site	SR10-H

IEEE 802.11n(20MHz) (ANT 0+1)			
Channel No.	Frequency (MHz)	Measure Vaule (MHz)	Limit (3KHz/MHz)
1	2412	-4.033	≤ 7.39
6	2437	-0.719	≤ 7.39
11	2462	-5.688	≤ 7.39

Note: Array Gain: Antenna gain +10 log(N) =3.6+3.01 = 6.61dBi

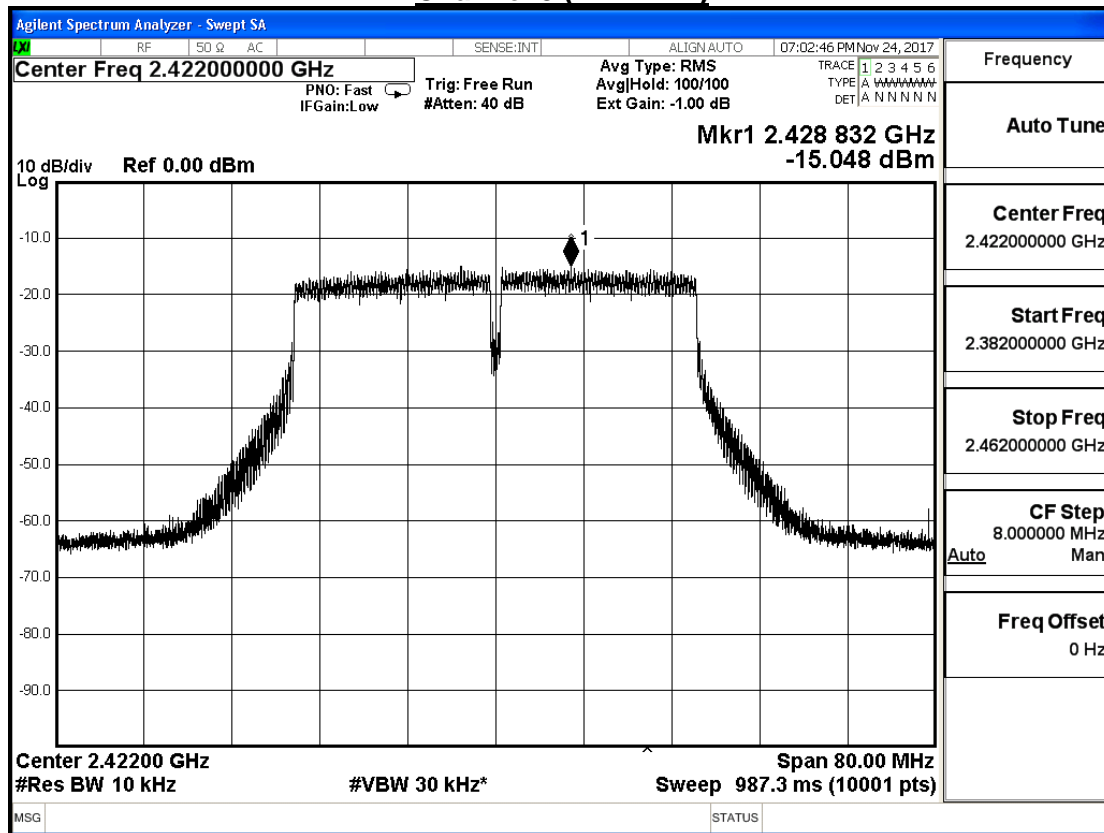
Limit = 8-(6.61-6) = 7.39dBm

Product	Verizon Mesh Router		
Test Item	Power Density		
Test Mode	Mode 2: Transmit_MIMO Mode		
Date of Test	2017/10/27	Test Site	SR10-H

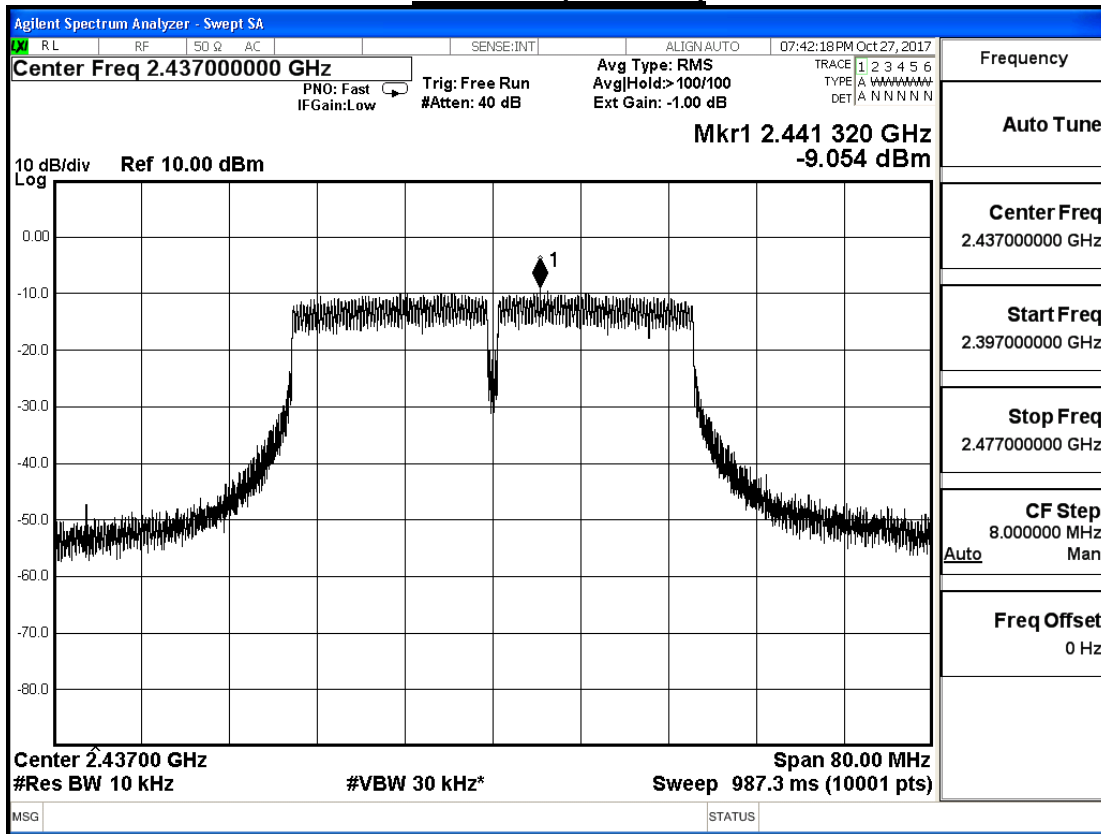
IEEE 802.11n(40MHz) (ANT 0)			
Channel No.	Frequency (MHz)	Measure Vaule (MHz)	Limit (3KHz/MHz)
3	2422	-15.048	≤ 7.39
6	2437	-9.054	≤ 7.39
9	2452	-15.162	≤ 7.39

Note: Array Gain: Antenna gain +10 log(N) =3.6+3.01 = 6.61dBi
 Limit = 8-(6.61-6) = 7.39dBm

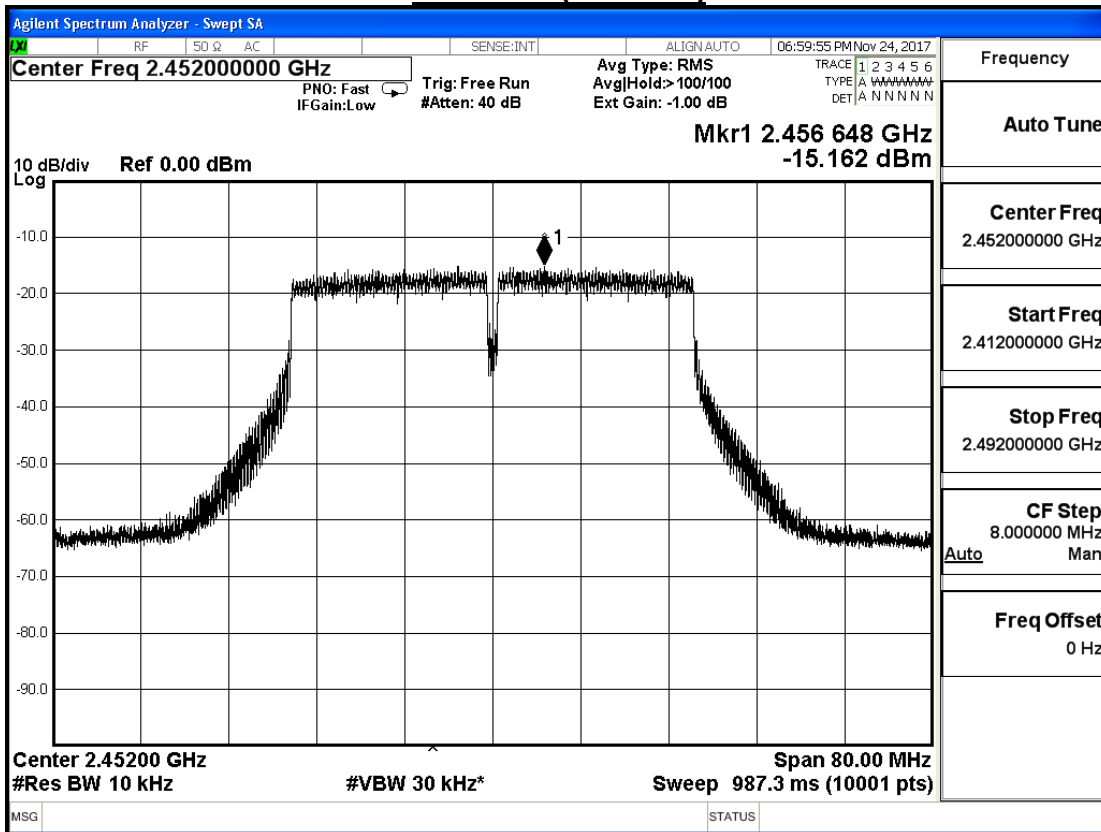
Channel 3 (2422MHz)



Channel 6 (2437MHz)



Channel 9 (2452MHz)

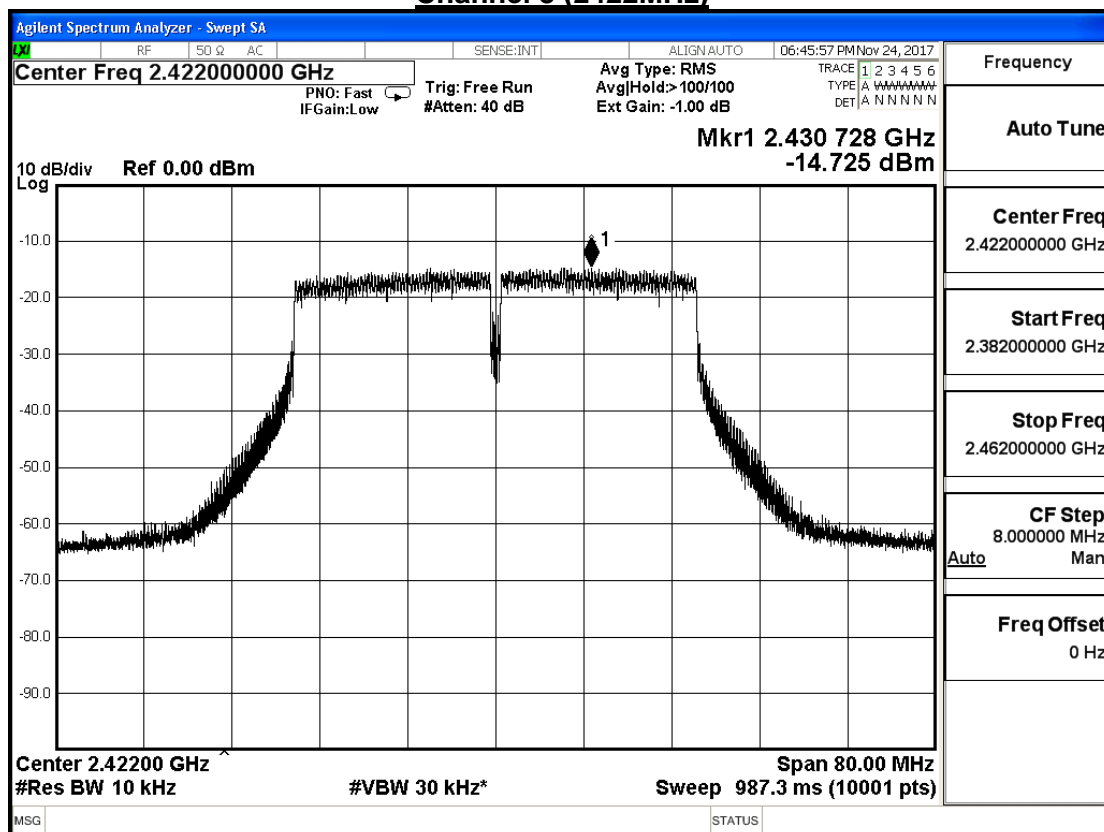


Product	Verizon Mesh Router		
Test Item	Power Density		
Test Mode	Mode 2: Transmit_MIMO Mode		
Date of Test	2017/10/27	Test Site	SR10-H

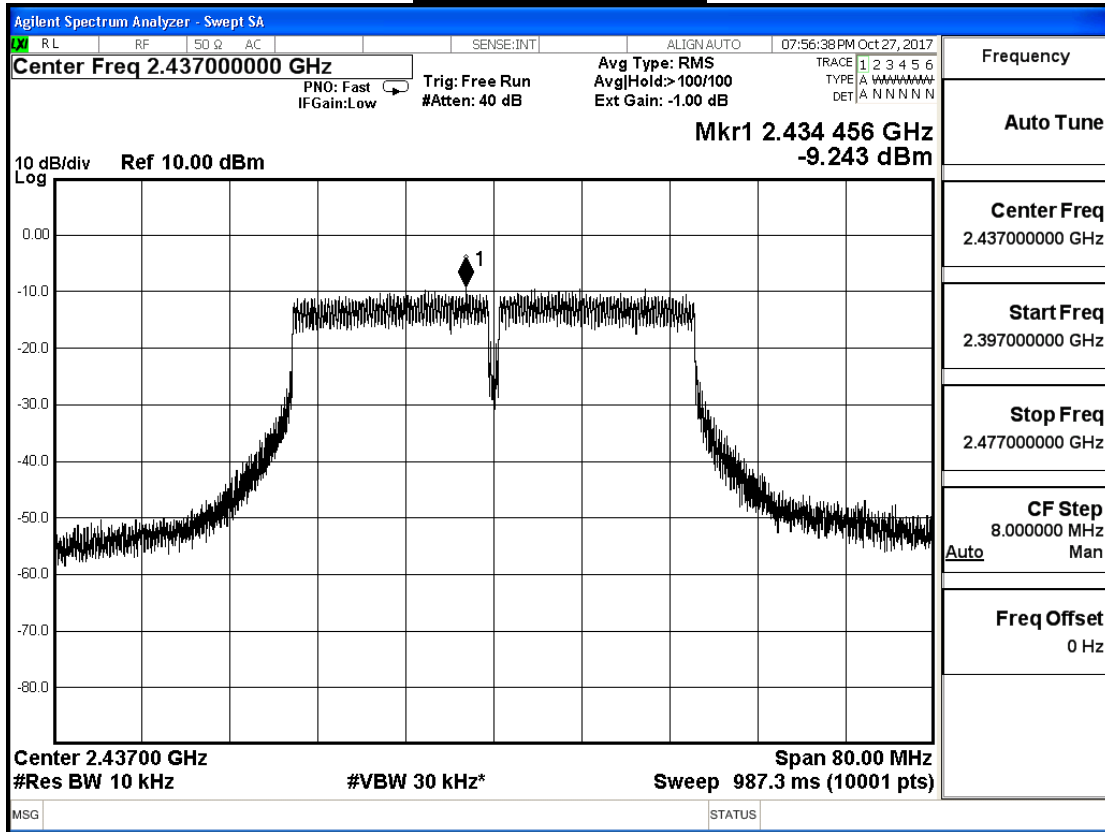
IEEE 802.11n(40MHz) (ANT 1)			
Channel No.	Frequency (MHz)	Measure Level (MHz)	Limit (MHz)
3	2422	-14.725	≤ 7.39
6	2437	-9.243	≤ 7.39
9	2452	-15.653	≤ 7.39

Note: Array Gain: Antenna gain +10 log(N) =3.6+3.01 = 6.61dBi
 Limit = 8-(6.61-6) = 7.39dBm

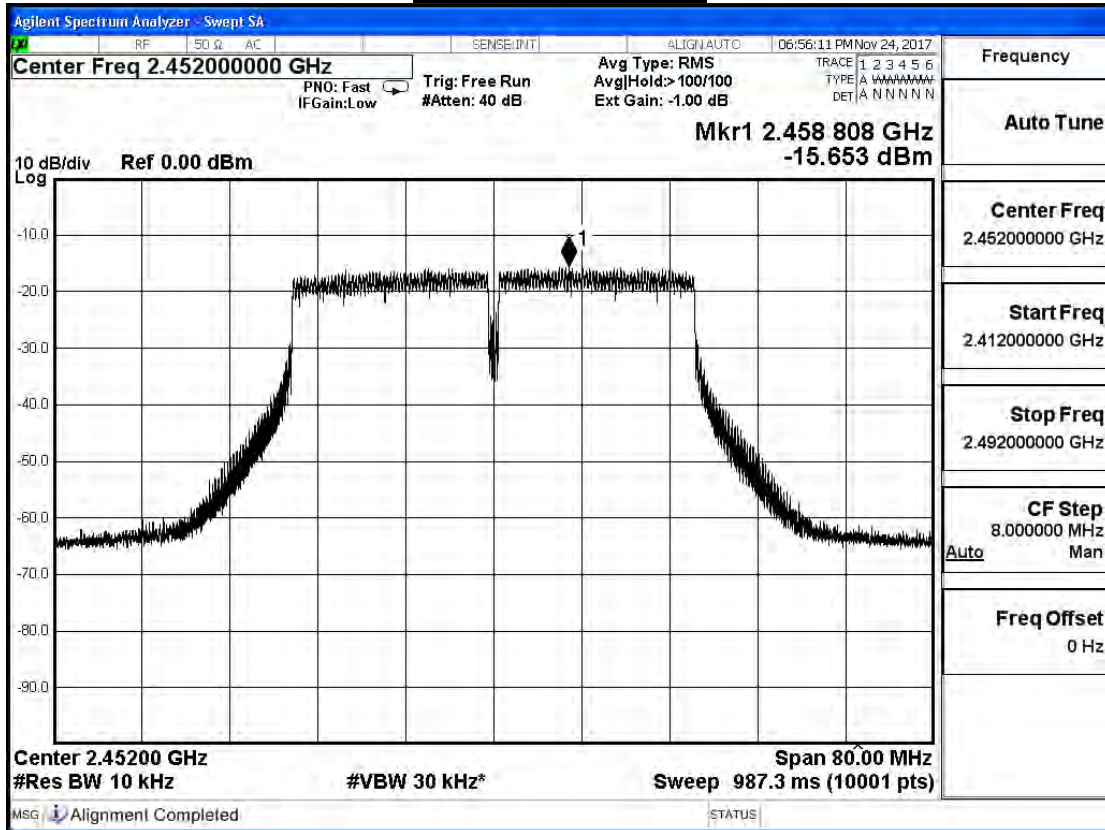
Channel 3 (2422MHz)



Channel 6 (2437MHz)



Channel 9 (2452MHz)



Product	Verizon Mesh Router		
Test Item	Power Density		
Test Mode	Mode 2: Transmit_MIMO Mode		
Date of Test	2017/10/27	Test Site	SR10-H

IEEE 802.11n(40MHz) (ANT 0+1)			
Channel No.	Frequency (MHz)	Measure Level (MHz)	Limit (MHz)
3	2422	-11.873	≤ 7.39
6	2437	-6.137	≤ 7.39
9	2452	-12.390	≤ 7.39

Note: Array Gain: Antenna gain $+10 \log(N) = 3.6 + 3.01 = 6.61 \text{dBi}$

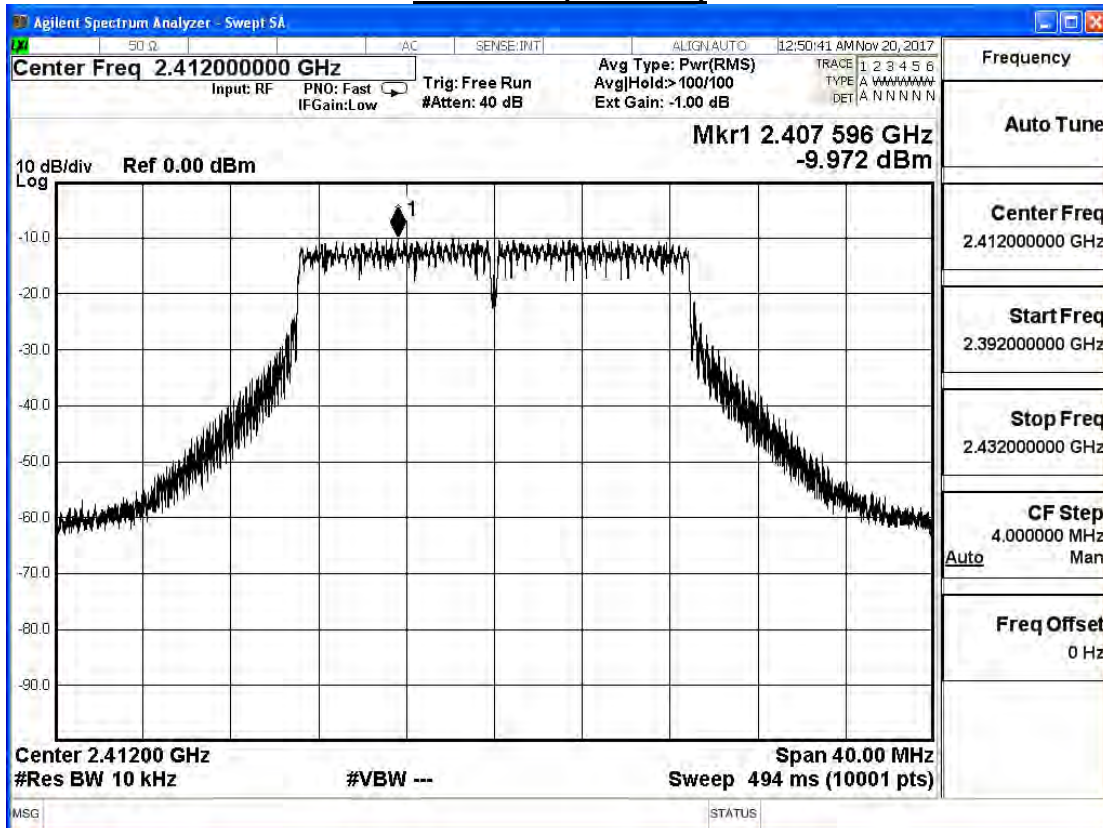
Limit = $8 - (6.61 - 6) = 7.39 \text{dBm}$

Product	Verizon Mesh Router		
Test Item	Power Density		
Test Mode	Mode 3: Transmit_BF Mode		
Date of Test	2017/11/20	Test Site	SR10-H

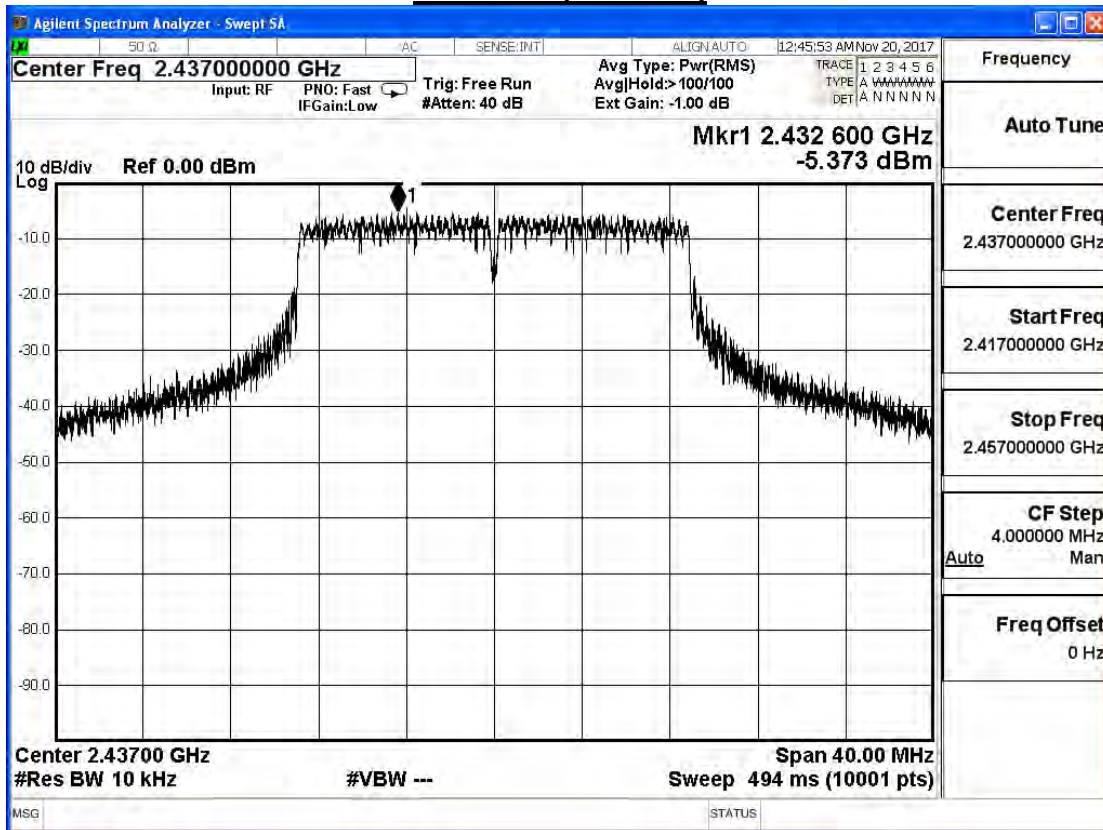
IEEE 802.11n(20MHz) (ANT 0)			
Channel No.	Frequency (MHz)	Measure Level (MHz)	Limit (MHz)
1	2412	-9.972	≤ 7.39
6	2437	-5.373	≤ 7.39
11	2462	-14.775	≤ 7.39

Note: Array Gain: Antenna gain +10 log(N) = 3.6+3.01 = 6.61dBi
 Limit = 8-(6.61-6) = 7.39dBm

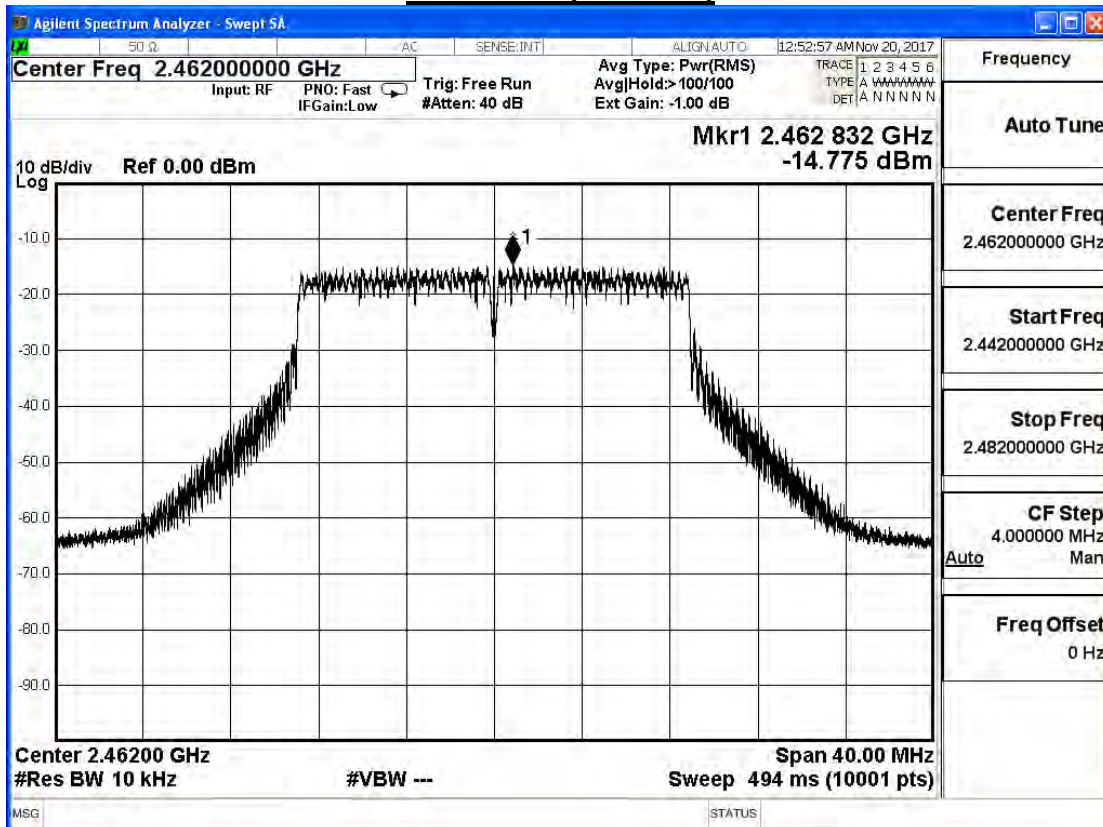
Channel 1 (2412MHz)



Channel 6 (2437MHz)



Channel 11 (2462MHz)



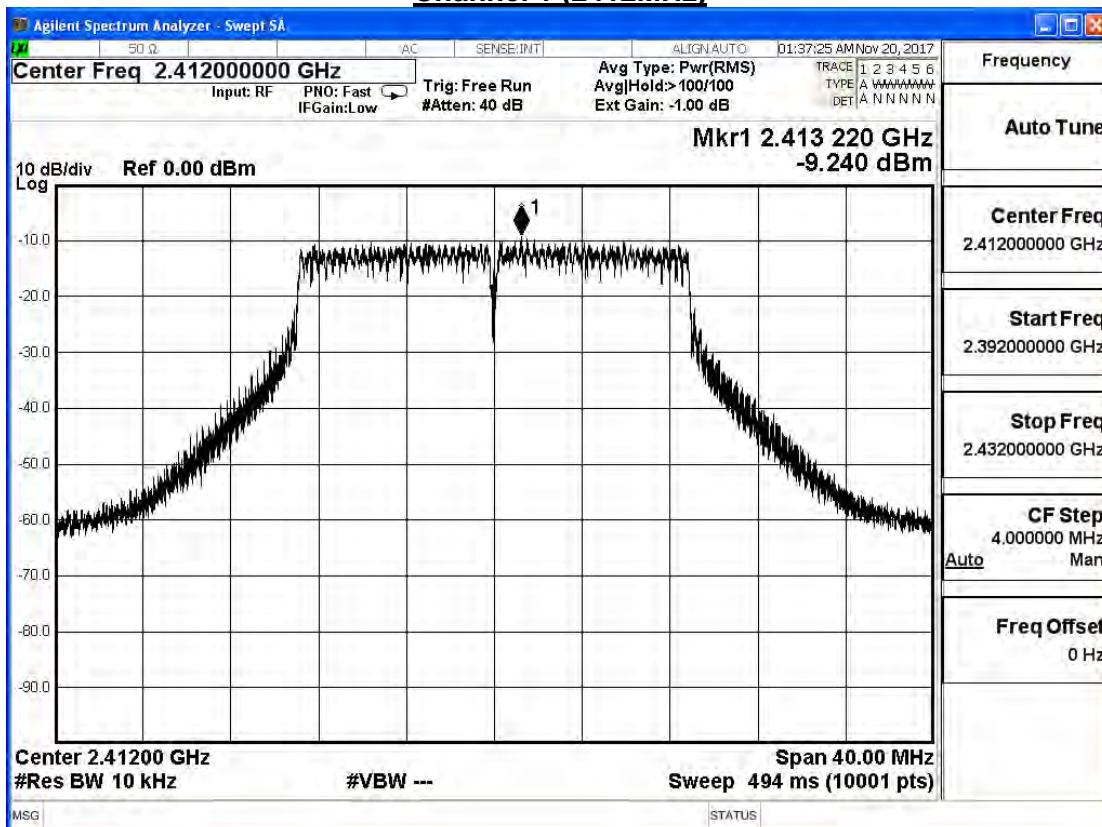
Product	Verizon Mesh Router		
Test Item	Power Density		
Test Mode	Mode 3: Transmit_BF Mode		
Date of Test	2017/11/20	Test Site	SR10-H

IEEE 802.11n(20MHz) (ANT 1)

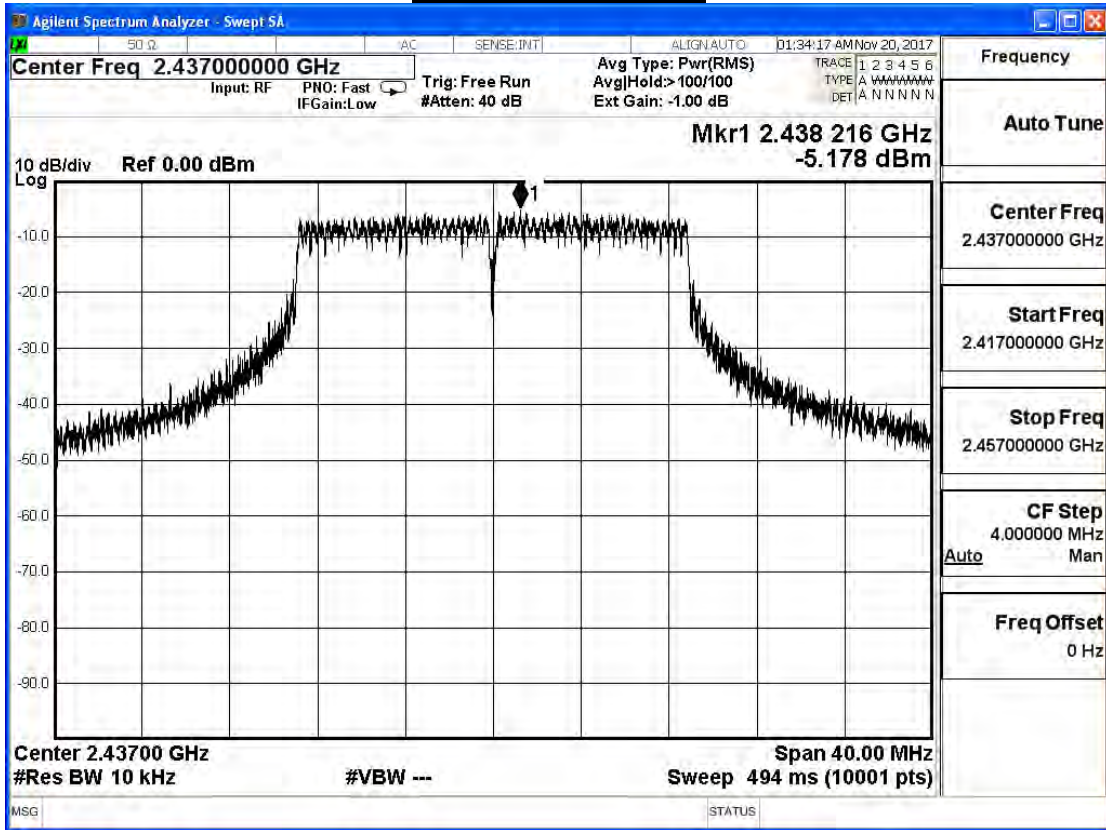
Channel No.	Frequency (MHz)	Measure Level (MHz)	Limit (MHz)
1	2412	-9.240	≤ 7.39
6	2437	-5.178	≤ 7.39
11	2462	-14.103	≤ 7.39

Note: Array Gain: Antenna gain +10 log(N) = 3.6+3.01 = 6.61dBi
 Limit = 8-(6.61-6) = 7.39dBm

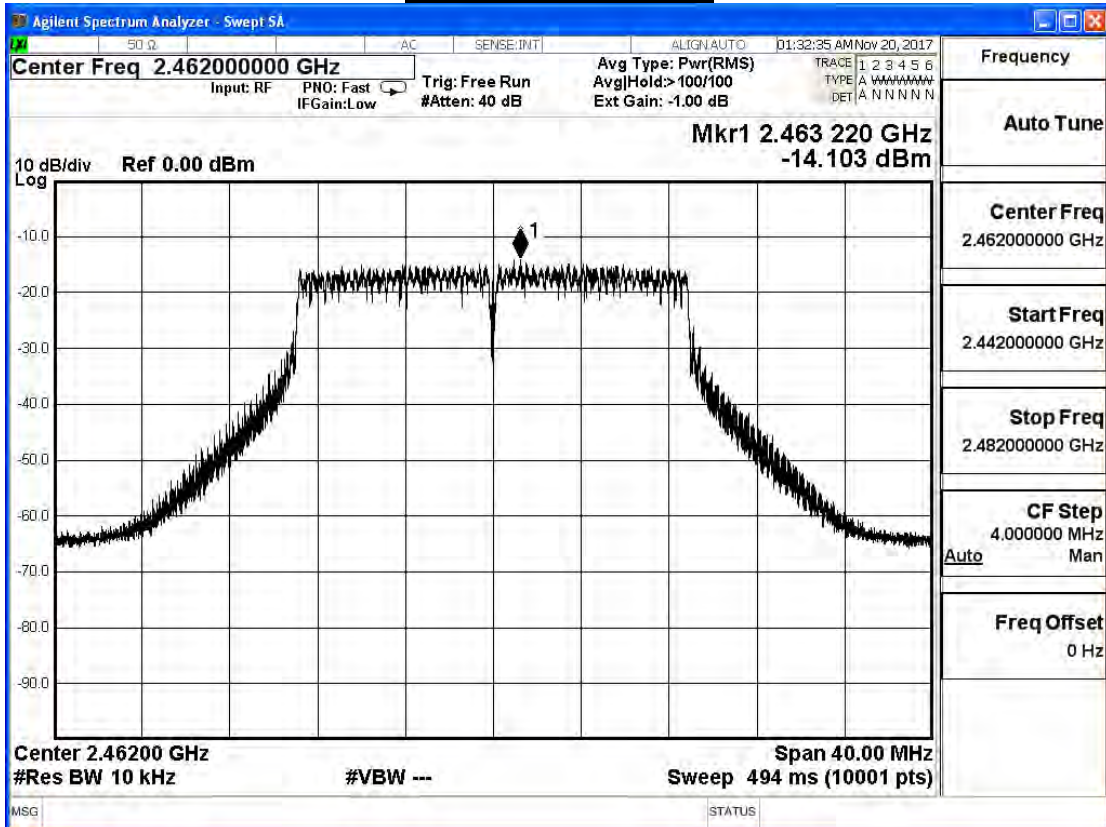
Channel 1 (2412MHz)



Channel 6 (2437MHz)



Channel 11 (2462MHz)



Product	Verizon Mesh Router		
Test Item	Power Density		
Test Mode	Mode 3: Transmit_BF Mode		
Date of Test	2017/11/20	Test Site	SR10-H

IEEE 802.11n(20MHz) (ANT 0+1)			
Channel No.	Frequency (MHz)	Measure Level (MHz)	Limit (MHz)
1	2412	-6.580	≤ 7.39
6	2437	-2.264	≤ 7.39
11	2462	-11.416	≤ 7.39

Note: Array Gain: Antenna gain +10 log(N) =3.6+3.01 = 6.61dBi

Limit = 8-(6.61-6) = 7.39dBm

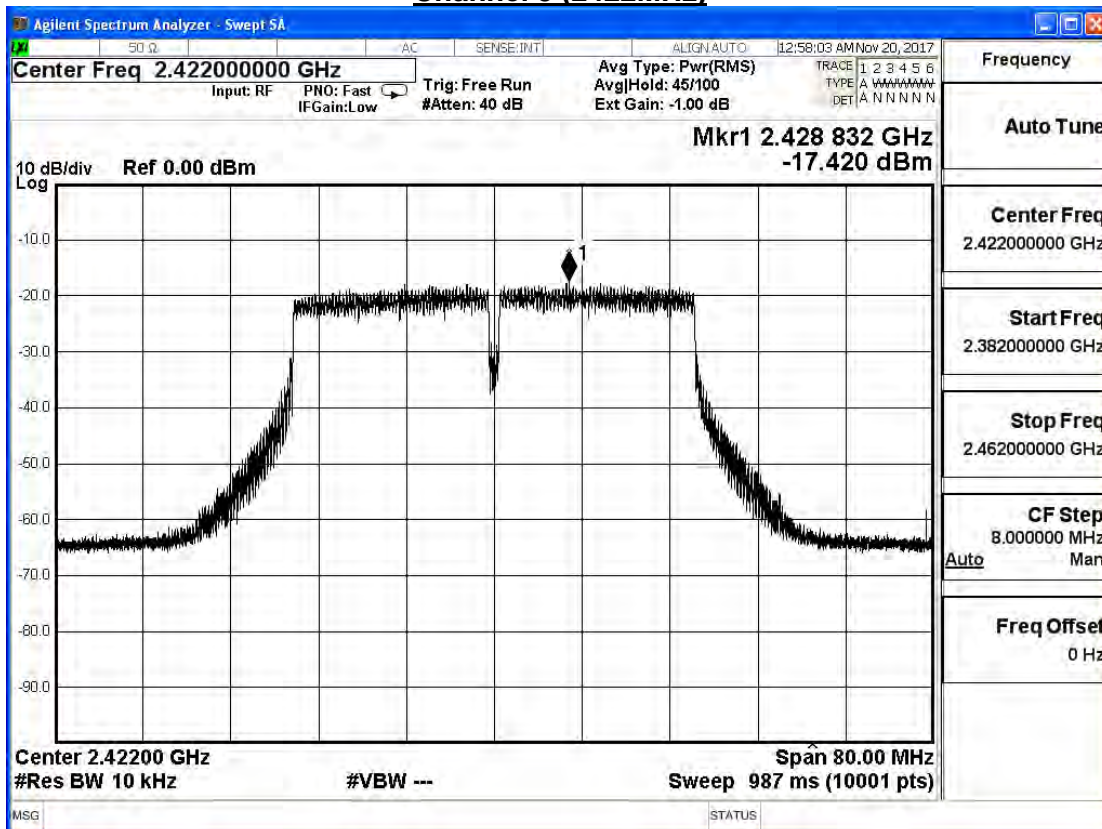
Product	Verizon Mesh Router		
Test Item	Power Density		
Test Mode	Mode 3: Transmit_BF Mode		
Date of Test	2017/11/20	Test Site	SR10-H

IEEE 802.11n(40MHz) (ANT 0)

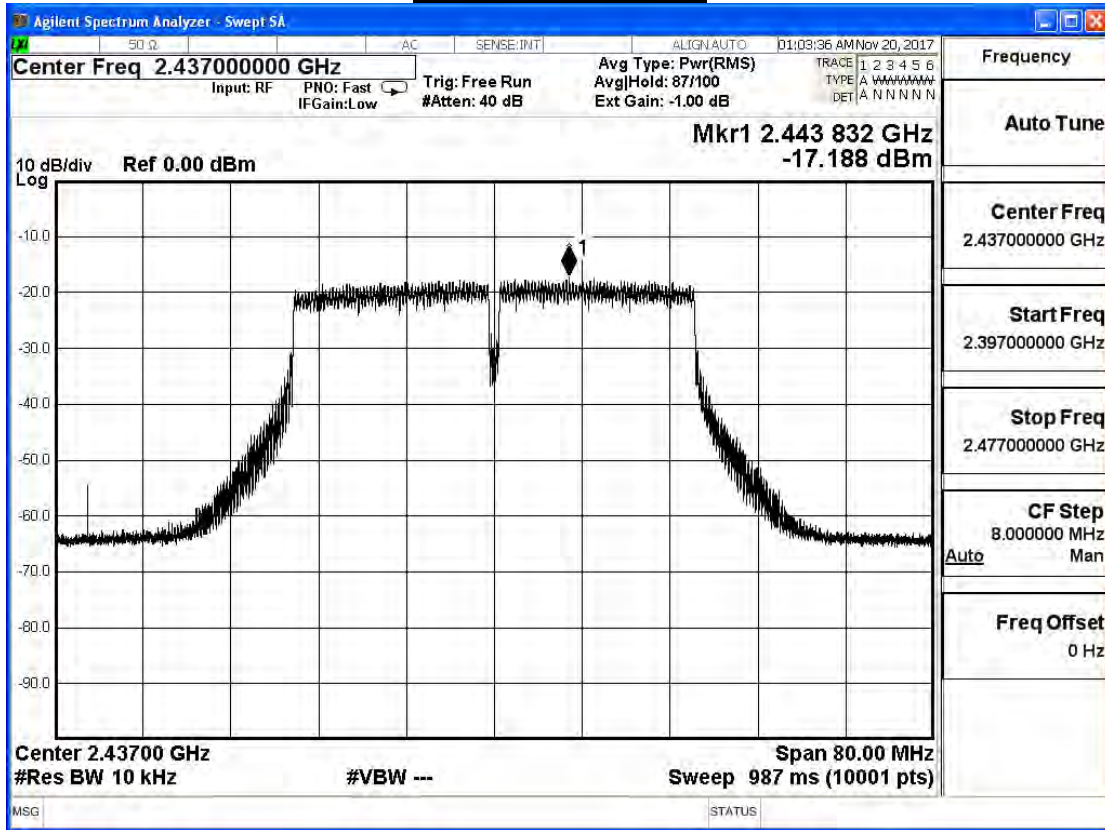
Channel No.	Frequency (MHz)	Measure Level (MHz)	Limit (MHz)
3	2422	-17.420	≤ 7.39
6	2437	-17.188	≤ 7.39
9	2452	-18.108	≤ 7.39

Note: Array Gain: Antenna gain +10 log(N) = 3.6+3.01 = 6.61dBi
 Limit = 8-(6.61-6) = 7.39dBm

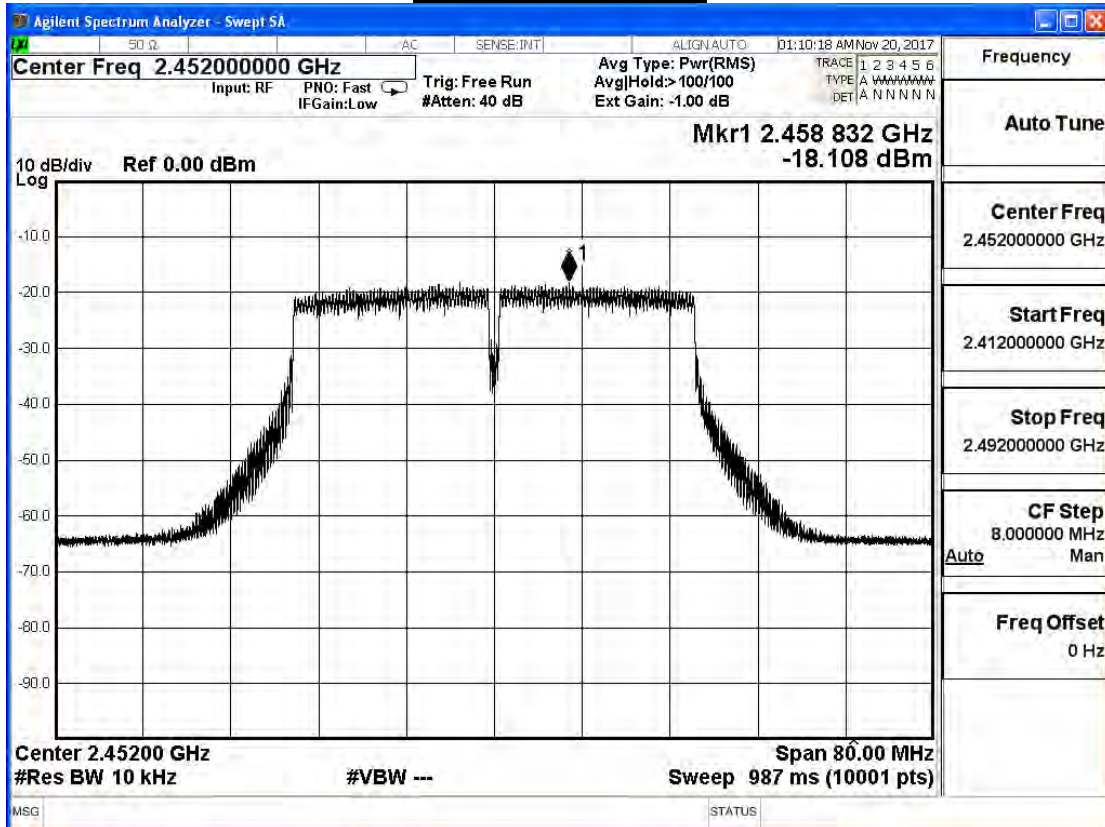
Channel 3 (2422MHz)



Channel 6 (2437MHz)



Channel 9 (2452MHz)



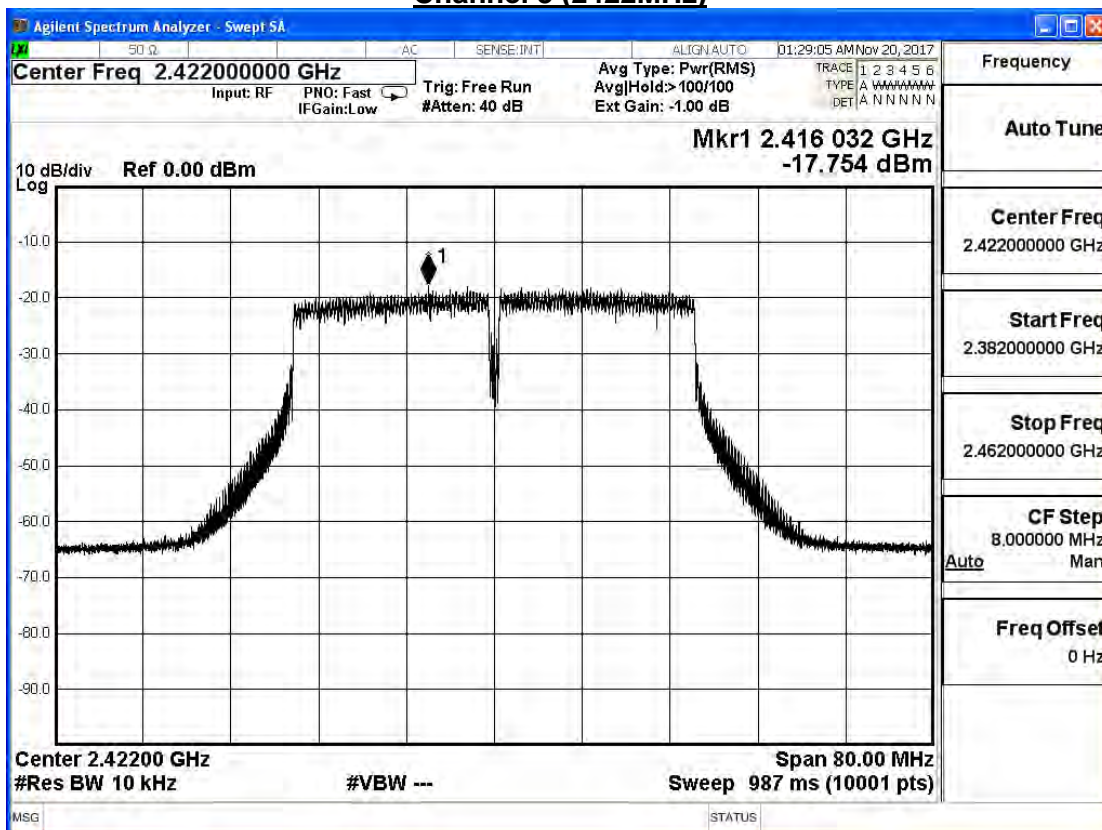
Product	Verizon Mesh Router		
Test Item	Power Density		
Test Mode	Mode 3: Transmit_BF Mode		
Date of Test	2017/11/20	Test Site	SR10-H

IEEE 802.11n(40MHz) (ANT 1)			
Channel No.	Frequency (MHz)	Measure Level (MHz)	Limit (MHz)
3	2422	-17.754	≤ 7.39
6	2437	-17.902	≤ 7.39
9	2452	-16.756	≤ 7.39

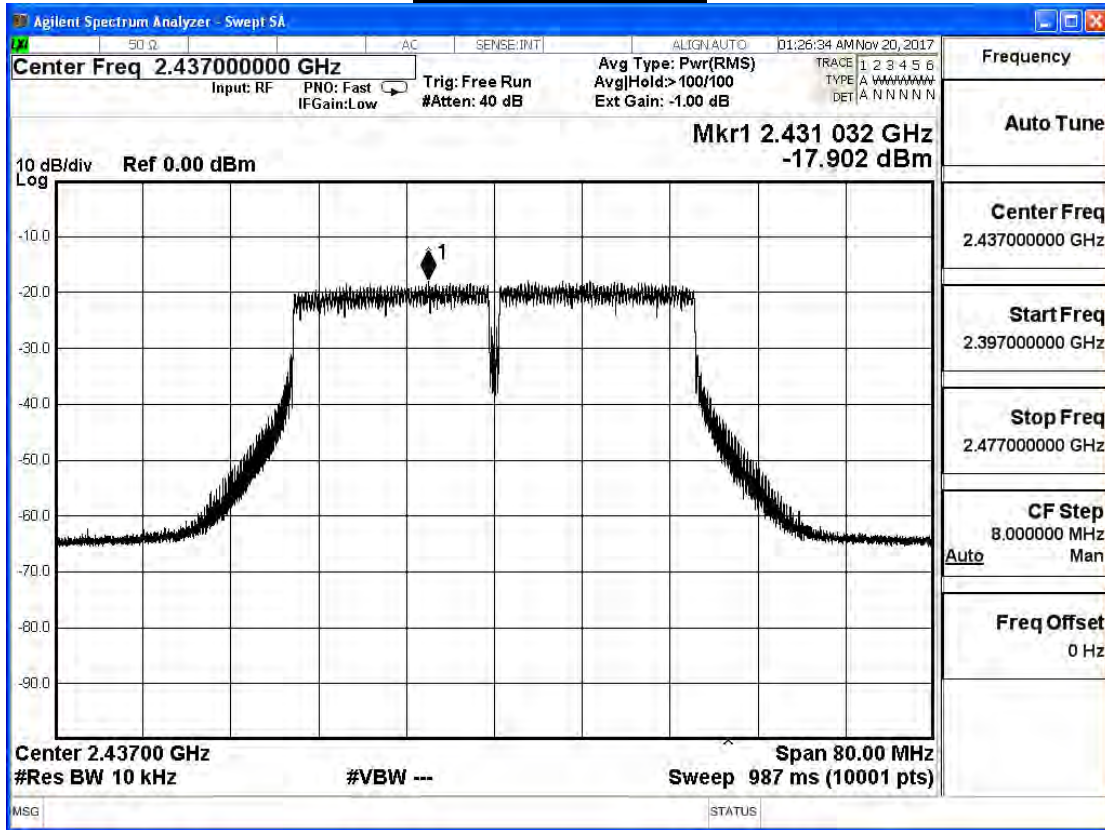
Note: Array Gain: Antenna gain +10 log(N) = 3.6+3.01 = 6.61dBi

Limit = 8-(6.61-6) = 7.39dBm

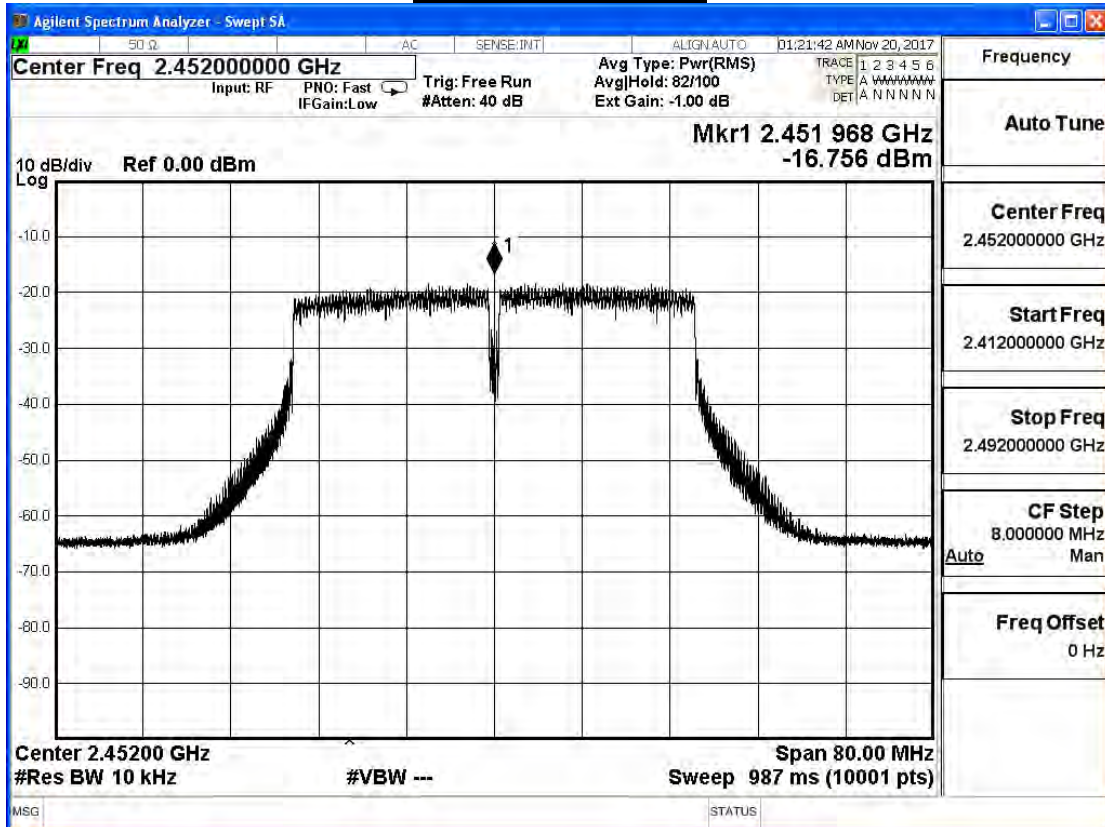
Channel 3 (2422MHz)



Channel 6 (2437MHz)



Channel 9 (2452MHz)



Product	Verizon Mesh Router		
Test Item	Power Density		
Test Mode	Mode 3: Transmit_BF Mode		
Date of Test	2017/11/20	Test Site	SR10-H

IEEE 802.11n(40MHz) (ANT0+1)			
Channel No.	Frequency (MHz)	Measure Level (MHz)	Limit (MHz)
3	2422	-14.573	≤ 7.39
6	2437	-14.520	≤ 7.39
9	2452	-14.369	≤ 7.39

Note: Array Gain: Antenna gain +10 log(N) =3.6+3.01 = 6.61dBi

Limit = 8-(6.61-6) = 7.39dBm