


## Attachment 1

### ➤ Test Setup Photograph

#### <Conducted Emission>

Test Mode : Mode 1: Tx\_CDD Mode\_AD P1

Description: Front View of Conducted Emission Test Setup



Description: Back View of Conducted Emission Test Setup



Test Mode : Mode 2: Tx\_ CDD Mode\_ ADP3

Description: Front View of Conducted Emission Test Setup



Description: Back View of Conducted Emission Test Setup




Test Mode : Mode 3: Tx\_ CDD Mode\_ ADP4

Description: Front View of Conducted Emission Test Setup



Description: Back View of Conducted Emission Test Setup






Test Mode : Mode 4: Tx\_ CDD Mode\_ ADP5

Description: Front View of Conducted Emission Test Setup



Description: Back View of Conducted Emission Test Setup




**<Radiated Emission>**

Test Mode : Mode 1: Tx\_ CDD Mode\_ ADP1

Description: Front View of Radiated Emission Test Setup (Bilog)




Description: Back View of Radiated Emission Test Setup (Bilog)






Test Mode : Mode 2: Tx\_CDD Mode\_AD P3

Description: Front View of Radiated Emission Test Setup (Bilog)




Description: Back View of Radiated Emission Test Setup (Bilog)




Test Mode : Mode 3: Tx\_ CDD Mode\_ ADP4

Description: Front View of Radiated Emission Test Setup (Bilog)




Description: Back View of Radiated Emission Test Setup (Bilog)





Test Mode : Mode 4: Tx\_ CDD Mode\_ ADP5

Description: Front View of Radiated Emission Test Setup (Bilog)



Description: Back View of Radiated Emission Test Setup (Bilog)

