

6. Radiated Emission

6.1. Test Equipment

The following test equipments are used during the radiated emission test:

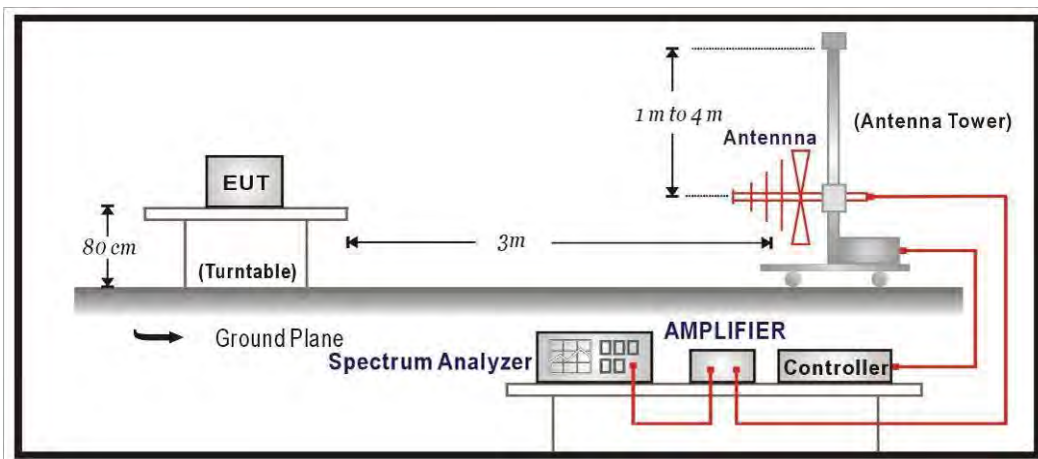
Radiated Emission / CB4-H

Instrument	Manufacturer	Model No.	Serial No	Next Cal. Date
Bilog Antenna	Schaffner	CBL6112B	2891	2017/08/14
Horn Antenna	Schwarzbeck	BBHA 9120	D312	2017/10/25
Pre-Amplifier	EMCI	EMC0031835	980233	2018/02/02
Pre-Amplifier	Schwarzbeck	DBL-1840N506	013	2017/09/29
Pre-Amplifier	Miteq	JS41-001040000-58-5P	1573954	2017/10/04
Horn Antenna	Schwarzbeck	BBHA 9170	203	2017/08/28
Signal & Spectrum Analyzer	R&S	FSV40	101049	2018/01/22

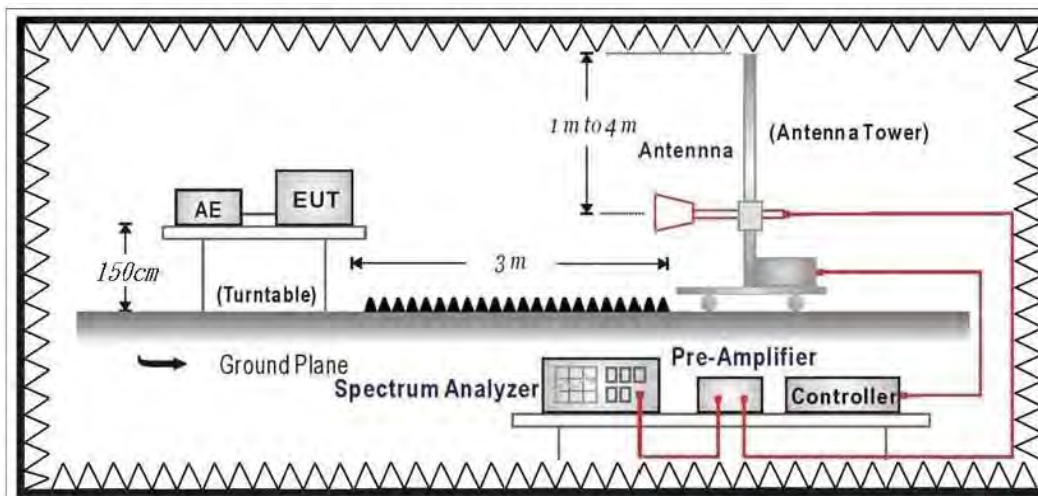
Note: All equipments that need to calibrate are with calibration period of 1 year.

6.2. Test Setup

Under 1GHz Test Setup:



Above 1GHz Test Setup:



6.3. Limits

➤ General Radiated Emission Limits

The provisions of Section 15.205 of this part apply to intentional radiators operating under this section. Radiated emissions which fall in the restricted bands, as defined in Section 15.205, must also comply with the radiated emission limits specified in Section 15.209:

FCC Part 15 Subpart C Paragraph 15.209 Limits		
Frequency MHz	uV/m @3m	dBuV/m@3m
30 - 88	100	40
88 - 216	150	43.5
216 - 960	200	46
Above 960	500	54

Remark:

1. RF Voltage (dBuV) = 20 log RF Voltage (uV)
2. In the Above Table, the tighter limit applies at the band edges.
3. Distance refers to the distance in meters between the measuring instrument antenna and the closed point of any part of the device or system.

➤ Unwanted Emission out of the restricted bands Limits

FCC Part 15 Subpart C Paragraph 15.407(b) Limits		
Frequency (MHz)	EIRP Limit (dBm)	Equivalent Field Strength (dBuV/m@3m)
5150 - 5250	-27	68.3
5250 - 5350	-27	68.3
5470 - 5725	-27	68.3
5725 - 5850	-27 (Note1)	68.3
	-17 (Note2)	78.3

Remark:

1. For frequencies more than 10 MHz above or below the band edges.
2. For frequency range from the band edges to 10 MHz above or below the band edges.
3. $uV/m = \frac{1000000\sqrt{30 \times EIRP}}{3}$, RF Voltage (dBuV/m) = 20 log RF Voltage (uV/m)

6.4. Test Procedure

The EUT and its simulators are placed on a turn table which is 1.5 meter above ground. The turn table can rotate 360 degrees to determine the position of the maximum emission level. The EUT was positioned such that the distance from antenna to the EUT was 3 meters.

The antenna can move up and down between 1 meter and 4 meters to find out the maximum emission level.

Both horizontal and vertical polarization of the antenna are set on measurement. In order to find the maximum emission, all of the interface cables must be manipulated according to ANSI C63.10: 2013 on radiated measurement.

The additional latch filter below 1GHz was used to measure the level of harmonics radiated emission during field strength of harmonics measurement.

The bandwidth below 1GHz setting on the field strength meter is 120 KHz, above 1GHz are 1 MHz.

The frequency range from 30MHz to 10th harmonics is checked.

6.5. Uncertainty

The measurement uncertainty

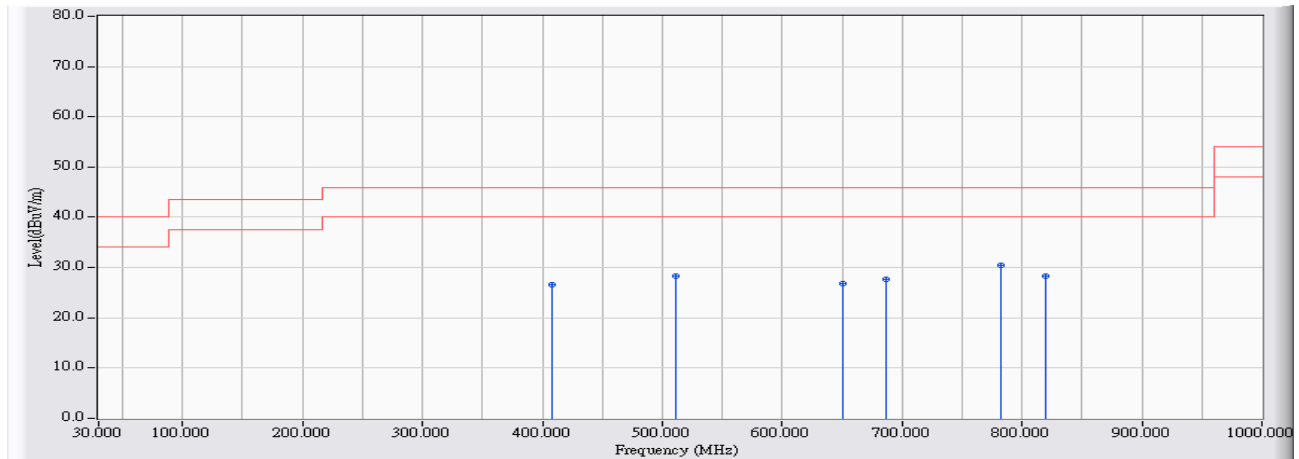
30MHz~1GHz as $\pm 3.43\text{dB}$

1GHz~26.5GHz as $\pm 3.65\text{dB}$

6.6. Test Result

30MHz-1GHz Spurious

Site : CB4-H	Time : 2017/02/23
Limit : FCC_CLASS_B_03M_QP	Margin : 6
Probe : CB4-H_FCC_EFS_S2_30M-1GHz_1116 - HORIZONTAL	Power : AC 120V/60Hz
EUT : Wireless-AC2900 Dual Band Gigabit Router	Note : Mode 1: Tx_ADP: AD890326010-2LF_CDD Mode (802.11 a)_ 802.11a_5220MHz

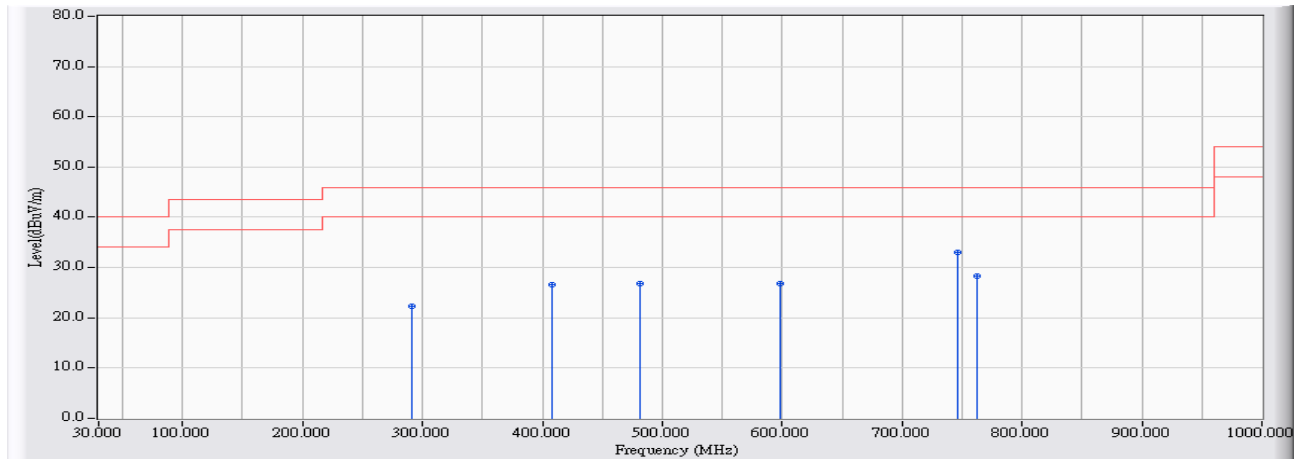


	Frequency (MHz)	Correct Factor (dB)	Reading Level (dBuV)	Measure Level (dBuV/m)	Margin (dB)	Limit (dBuV/m)	Detector Type
1	408.300	-15.555	42.204	26.649	-19.351	46.000	QUASPEAK
2	511.120	-13.586	41.871	28.285	-17.715	46.000	QUASPEAK
3	650.315	-12.912	39.671	26.759	-19.241	46.000	QUASPEAK
4	687.175	-11.587	39.338	27.752	-18.248	46.000	QUASPEAK
5	* 781.750	-9.604	40.012	30.408	-15.592	46.000	QUASPEAK
6	819.095	-10.143	38.445	28.302	-17.698	46.000	QUASPEAK

Note:

1. All Reading Levels are Quasi-Peak value.
2. “ * ”, means this data is the worst emission level.
3. Measurement Level = Reading Level + Correct Factor.

Site : CB4-H	Time : 2017/02/23
Limit : FCC_CLASS_B_03M_QP	Margin : 6
Probe : CB4-H_FCC_EFS_S2_30M-1GHz_1116 - VERTICAL	Power : AC 120V/60Hz
EUT : Wireless-AC2900 Dual Band Gigabit Router	Note : Mode 1: Tx_ADP: AD890326010-2LF_CDD Mode (802.11 a)_ 802.11a_5220MHz

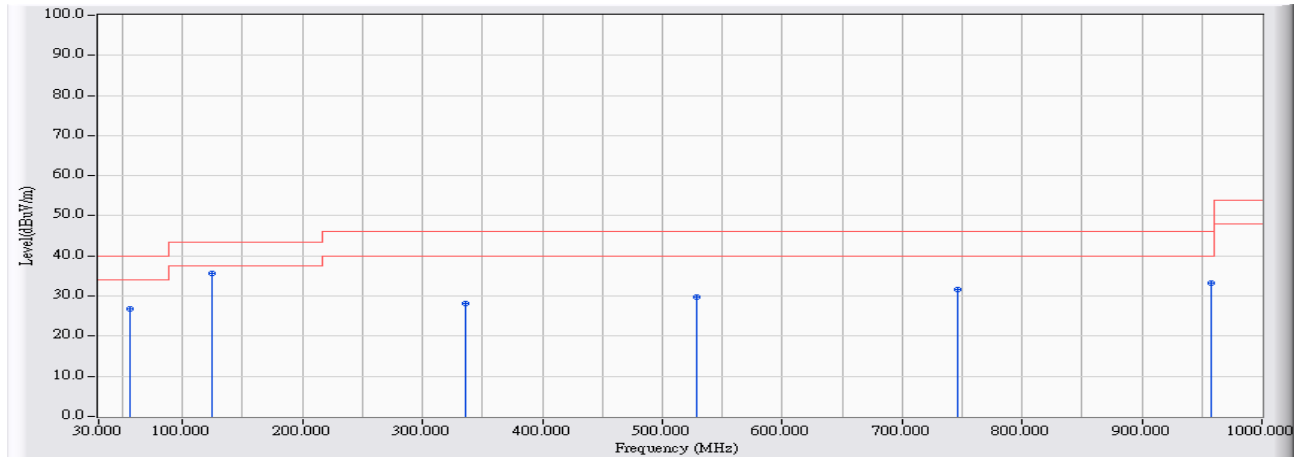


	Frequency (MHz)	Correct Factor (dB)	Reading Level (dBuV)	Measure Level (dBuV/m)	Margin (dB)	Limit (dBuV/m)	Detector Type
1	290.930	-19.308	41.669	22.361	-23.639	46.000	QUASPEAK
2	408.300	-15.555	42.204	26.649	-19.351	46.000	QUASPEAK
3	482.020	-14.451	41.364	26.914	-19.086	46.000	QUASPEAK
4	598.420	-12.783	39.573	26.790	-19.210	46.000	QUASPEAK
5	* 746.830	-11.144	44.067	32.923	-13.077	46.000	QUASPEAK
6	761.865	-10.991	39.246	28.255	-17.745	46.000	QUASPEAK

Note:

1. All Reading Levels are Quasi-Peak value.
2. “ * ”, means this data is the worst emission level.
3. Measurement Level = Reading Level + Correct Factor.

Site : CB4-H	Time : 2017/05/11
Limit : FCC_CLASS_B_03M_QP	Margin : 6
Probe : CB4-H_FCC_EFS_S2_30M-1GHz_1116 - HORIZONTAL	Power : AC 120V/60Hz
EUT : Wireless-AC2900 Dual Band Gigabit Router	Note : Mode 1: Tx_ADP: AD890326010-2LF_ CDD Mode (802.11 a)_ 802.11a_5300MHz

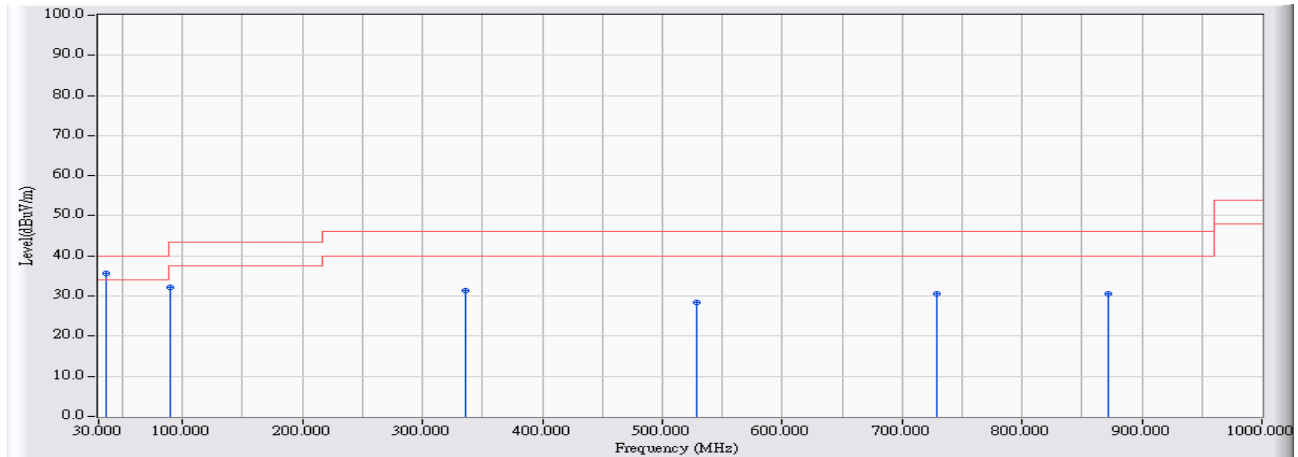


	Frequency (MHz)	Correct Factor (dB)	Reading Level (dBuV)	Measure Level (dBuV/m)	Margin (dB)	Limit (dBuV/m)	Detector Type
1	55.705	-27.141	53.891	26.750	-13.250	40.000	QUASPEAK
2	* 125.060	-21.198	56.765	35.567	-7.933	43.500	QUASPEAK
3	336.520	-17.869	46.017	28.148	-17.852	46.000	QUASPEAK
4	528.095	-13.848	43.480	29.631	-16.369	46.000	QUASPEAK
5	745.860	-11.072	42.728	31.655	-14.345	46.000	QUASPEAK
6	958.290	-7.533	40.669	33.137	-12.863	46.000	QUASPEAK

Note:

1. All Reading Levels are Quasi-Peak value.
2. “ * ”, means this data is the worst emission level.
3. Measurement Level = Reading Level + Correct Factor.

Site : CB4-H	Time : 2017/05/11
Limit : FCC_CLASS_B_03M_QP	Margin : 6
Probe : CB4-H_FCC_EFS_S2_30M-1GHz_1116 - VERTICAL	Power : AC 120V/60Hz
EUT : Wireless-AC2900 Dual Band Gigabit Router	Note : Mode 1: Tx_ADP: AD890326010-2LF_ CDD Mode (802.11 a)_ 802.11a_5300MHz

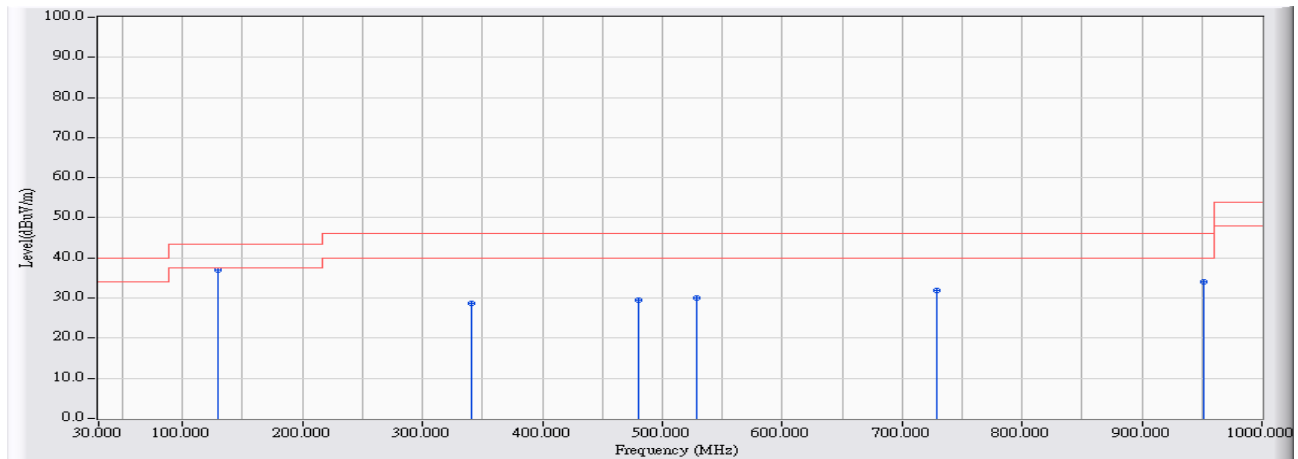


		Frequency (MHz)	Correct Factor (dB)	Reading Level (dBuV)	Measure Level (dBuV/m)	Margin (dB)	Limit (dBuV/m)	Detector Type
1	*	36.790	-16.630	52.247	35.617	-4.383	40.000	QUASPEAK
2		90.140	-25.489	57.634	32.145	-11.355	43.500	QUASPEAK
3		336.035	-17.902	49.251	31.350	-14.650	46.000	QUASPEAK
4		528.095	-13.848	42.258	28.409	-17.591	46.000	QUASPEAK
5		729.370	-10.583	41.193	30.611	-15.389	46.000	QUASPEAK
6		871.960	-9.347	39.784	30.437	-15.563	46.000	QUASPEAK

Note:

1. All Reading Levels are Quasi-Peak value.
2. “ * ”, means this data is the worst emission level.
3. Measurement Level = Reading Level + Correct Factor.

Site : CB4-H	Time : 2017/05/11
Limit : FCC_CLASS_B_03M_QP	Margin : 6
Probe : CB4-H_FCC_EFS_S2_30M-1GHz_1116 - HORIZONTAL	Power : AC 120V/60Hz
EUT : Wireless-AC2900 Dual Band Gigabit Router	Note : Mode 1: Tx_ADP: AD890326010-2LF_CDD Mode (802.11 a)_ 802.11a_5580MHz

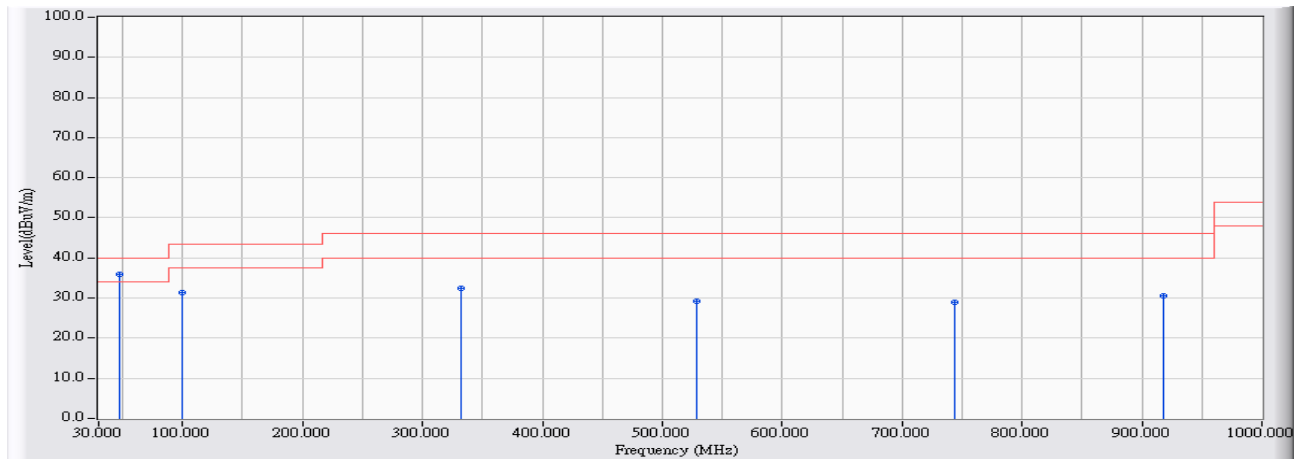


		Frequency (MHz)	Correct Factor (dB)	Reading Level (dBuV)	Measure Level (dBuV/m)	Margin (dB)	Limit (dBuV/m)	Detector Type
1	*	129.425	-21.252	58.296	37.044	-6.456	43.500	QUASPEAK
2		341.370	-17.592	46.226	28.634	-17.366	46.000	QUASPEAK
3		480.080	-14.513	44.065	29.552	-16.448	46.000	QUASPEAK
4		528.095	-13.848	43.932	30.083	-15.917	46.000	QUASPEAK
5		728.885	-10.609	42.461	31.853	-14.147	46.000	QUASPEAK
6		951.015	-7.173	41.135	33.962	-12.038	46.000	QUASPEAK

Note:

1. All Reading Levels are Quasi-Peak value.
2. “ * ”, means this data is the worst emission level.
3. Measurement Level = Reading Level + Correct Factor.

Site : CB4-H	Time : 2017/05/11
Limit : FCC_CLASS_B_03M_QP	Margin : 6
Probe : CB4-H_FCC_EFS_S2_30M-1GHz_1116 - VERTICAL	Power : AC 120V/60Hz
EUT : Wireless-AC2900 Dual Band Gigabit Router	Note : Mode 1: Tx_ADP: AD890326010-2LF_ CDD Mode (802.11 a)_ 802.11a_5580MHz

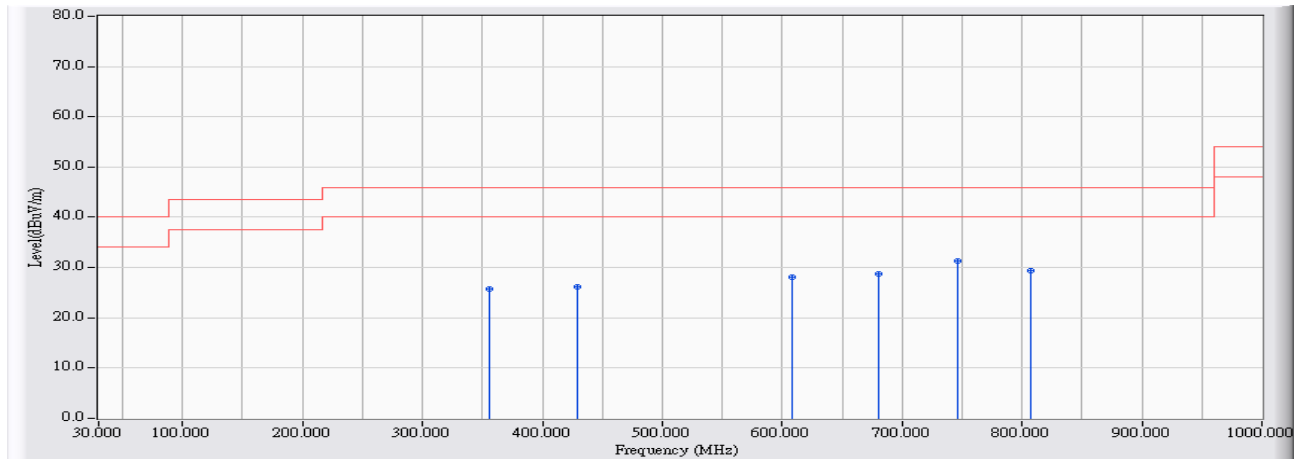


		Frequency (MHz)	Correct Factor (dB)	Reading Level (dBuV)	Measure Level (dBuV/m)	Margin (dB)	Limit (dBuV/m)	Detector Type
1	*	47.460	-24.041	59.938	35.897	-4.103	40.000	QUASPEAK
2		99.355	-23.516	54.814	31.298	-12.202	43.500	QUASPEAK
3		332.640	-18.128	50.666	32.538	-13.462	46.000	QUASPEAK
4		528.095	-13.848	42.951	29.102	-16.898	46.000	QUASPEAK
5		744.405	-10.964	39.799	28.834	-17.166	46.000	QUASPEAK
6		918.520	-9.474	40.043	30.569	-15.431	46.000	QUASPEAK

Note:

1. All Reading Levels are Quasi-Peak value.
2. “ * ”, means this data is the worst emission level.
3. Measurement Level = Reading Level + Correct Factor.

Site : CB4-H	Time : 2017/02/23
Limit : FCC_CLASS_B_03M_QP	Margin : 6
Probe : CB4-H_FCC_EFS_S2_30M-1GHz_1116 - HORIZONTAL	Power : AC 120V/60Hz
EUT : Wireless-AC2900 Dual Band Gigabit Router	Note : Mode 1: Tx_ADP: AD890326010-2LF_ CDD Mode (802.11 a)_ 802.11a_5785MHz

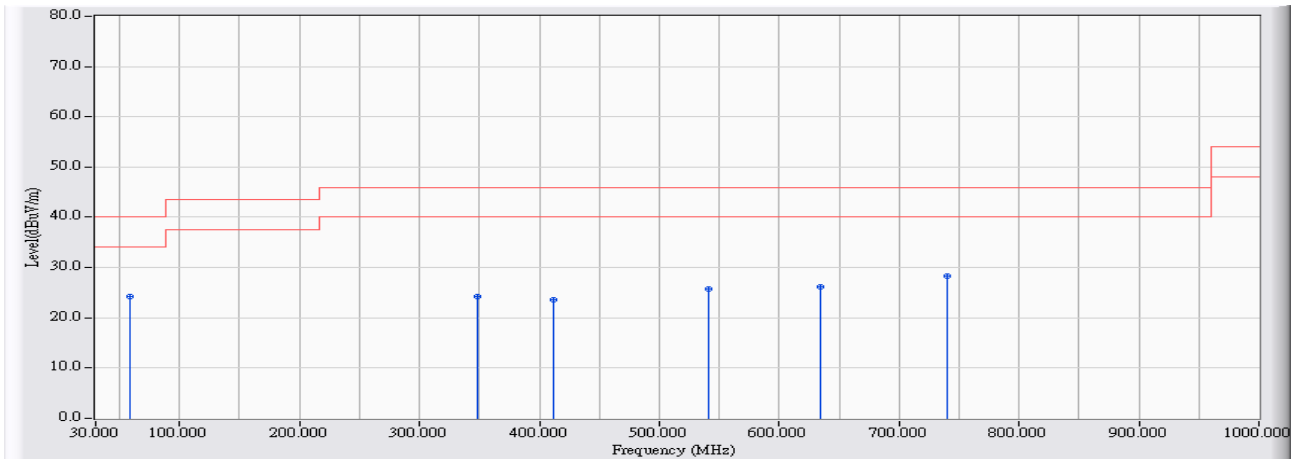


	Frequency (MHz)	Correct Factor (dB)	Reading Level (dBuV)	Measure Level (dBuV/m)	Margin (dB)	Limit (dBuV/m)	Detector Type
1	355.920	-17.245	42.900	25.655	-20.345	46.000	QUASPEAK
2	428.670	-15.539	41.613	26.075	-19.925	46.000	QUASPEAK
3	608.605	-12.298	40.378	28.079	-17.921	46.000	QUASPEAK
4	679.900	-11.333	40.179	28.846	-17.154	46.000	QUASPEAK
5	* 745.860	-11.072	42.465	31.392	-14.608	46.000	QUASPEAK
6	806.970	-10.439	39.882	29.443	-16.557	46.000	QUASPEAK

Note:

1. All Reading Levels are Quasi-Peak value.
2. “ * ”, means this data is the worst emission level.
3. Measurement Level = Reading Level + Correct Factor.

Site : CB4-H	Time : 2017/02/23
Limit : FCC_CLASS_B_03M_QP	Margin : 6
Probe : CB4-H_FCC_EFS_S2_30M-1GHz_1116 - VERTICAL	Power : AC 120V/60Hz
EUT : Wireless-AC2900 Dual Band Gigabit Router	Note : Mode 1: Tx_ADP: AD890326010-2LF_ CDD Mode (802.11 a)_ 802.11a_5785MHz

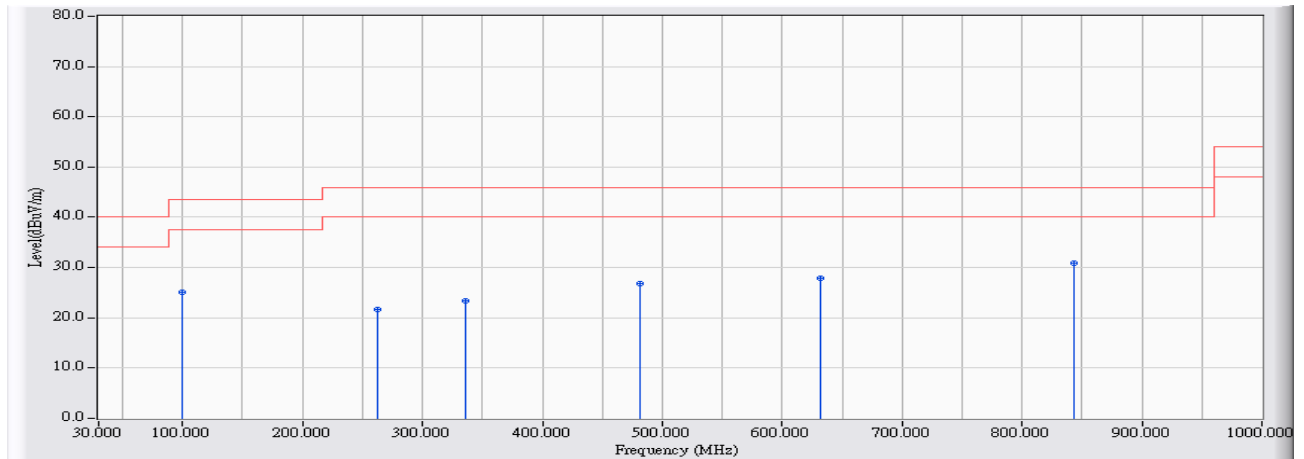


	Frequency (MHz)	Correct Factor (dB)	Reading Level (dBuV)	Measure Level (dBuV/m)	Margin (dB)	Limit (dBuV/m)	Detector Type
1	* 58.615	-27.936	52.153	24.217	-15.783	40.000	QUASPEAK
2	348.645	-17.359	41.498	24.139	-21.861	46.000	QUASPEAK
3	411.210	-15.552	39.079	23.527	-22.473	46.000	QUASPEAK
4	541.675	-13.380	39.157	25.777	-20.223	46.000	QUASPEAK
5	634.795	-12.422	38.631	26.209	-19.791	46.000	QUASPEAK
6	739.555	-10.636	38.915	28.279	-17.721	46.000	QUASPEAK

Note:

1. All Reading Levels are Quasi-Peak value.
2. “ * ”, means this data is the worst emission level.
3. Measurement Level = Reading Level + Correct Factor.

Site : CB4-H	Time : 2017/02/23
Limit : FCC_CLASS_B_03M_QP	Margin : 6
Probe : CB4-H_FCC_EFS_S2_30M-1GHz_1116 - HORIZONTAL	Power : AC 120V/60Hz
EUT : Wireless-AC2900 Dual Band Gigabit Router	Note : Mode 2: Tx_ADP: AD890326010-2LF_ MIMO Mode (802.11 n20/40)_ 802.11ac(20M)_ 5220MHz

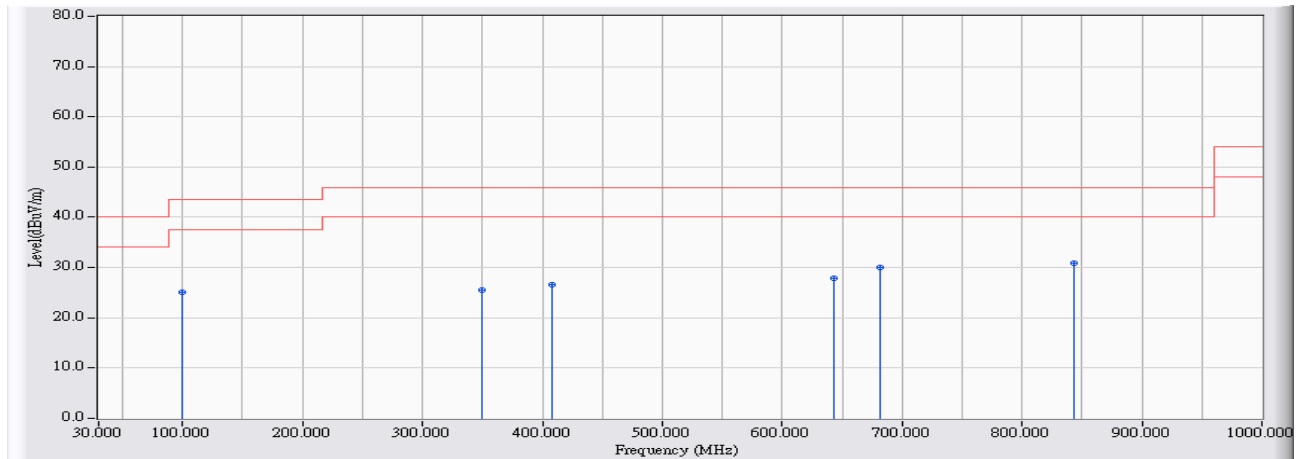


	Frequency (MHz)	Correct Factor (dB)	Reading Level (dBuV)	Measure Level (dBuV/m)	Margin (dB)	Limit (dBuV/m)	Detector Type
1	99.840	-23.412	48.457	25.045	-18.455	43.500	QUASPEAK
2	262.315	-20.159	41.718	21.559	-24.441	46.000	QUASPEAK
3	336.520	-17.869	41.282	23.413	-22.587	46.000	QUASPEAK
4	482.020	-14.451	41.364	26.914	-19.086	46.000	QUASPEAK
5	632.370	-12.284	40.167	27.883	-18.117	46.000	QUASPEAK
6	* 843.345	-9.232	40.118	30.886	-15.114	46.000	QUASPEAK

Note:

1. All Reading Levels are Quasi-Peak value.
2. “ * ”, means this data is the worst emission level.
3. Measurement Level = Reading Level + Correct Factor.

Site : CB4-H	Time : 2017/02/23
Limit : FCC_CLASS_B_03M_QP	Margin : 6
Probe : CB4-H_FCC_EFS_S2_30M-1GHz_1116 - VERTICAL	Power : AC 120V/60Hz
EUT : Wireless-AC2900 Dual Band Gigabit Router	Note : Mode 2: Tx_ADP: AD890326010-2LF_ MIMO Mode (802.11 n20/40)_ 802.11ac(20M)_ 5220MHz

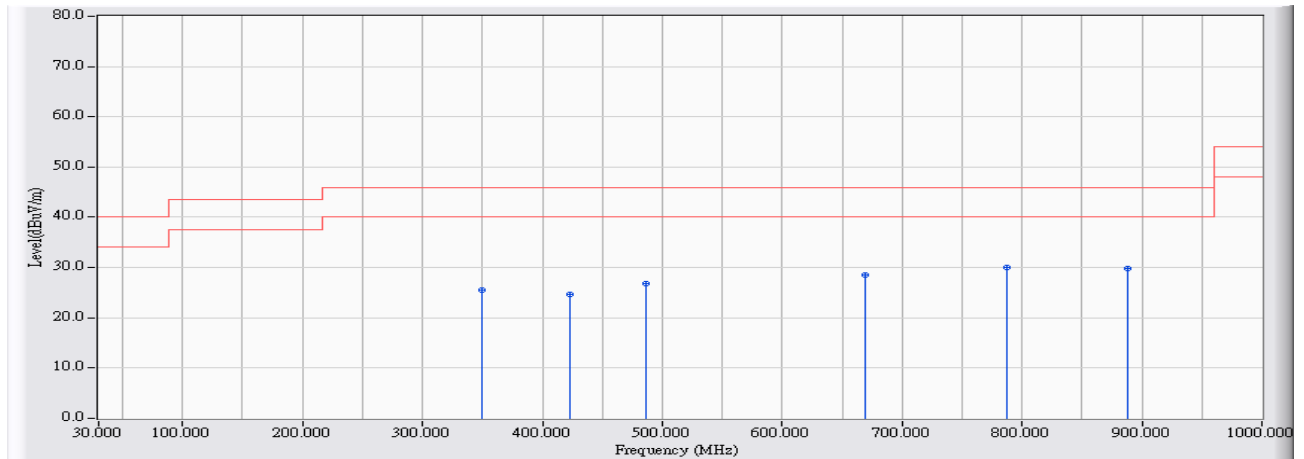


	Frequency (MHz)	Correct Factor (dB)	Reading Level (dBuV)	Measure Level (dBuV/m)	Margin (dB)	Limit (dBuV/m)	Detector Type
1	99.840	-23.412	48.457	25.045	-18.455	43.500	QUASPEAK
2	349.130	-17.343	42.911	25.567	-20.433	46.000	QUASPEAK
3	408.300	-15.555	42.204	26.649	-19.351	46.000	QUASPEAK
4	642.555	-12.775	40.657	27.882	-18.118	46.000	QUASPEAK
5	681.355	-11.378	41.473	30.094	-15.906	46.000	QUASPEAK
6	* 843.345	-9.232	40.118	30.886	-15.114	46.000	QUASPEAK

Note:

1. All Reading Levels are Quasi-Peak value.
2. “ * ”, means this data is the worst emission level.
3. Measurement Level = Reading Level + Correct Factor.

Site : CB4-H	Time : 2017/02/23
Limit : FCC_CLASS_B_03M_QP	Margin : 6
Probe : CB4-H_FCC_EFS_S2_30M-1GHz_1116 - HORIZONTAL	Power : AC 120V/60Hz
EUT : Wireless-AC2900 Dual Band Gigabit Router	Note : Mode 2: Tx_ADP: AD890326010-2LF_ MIMO Mode (802.11 n20/40)_ 802.11ac(40M)_ 5190MHz

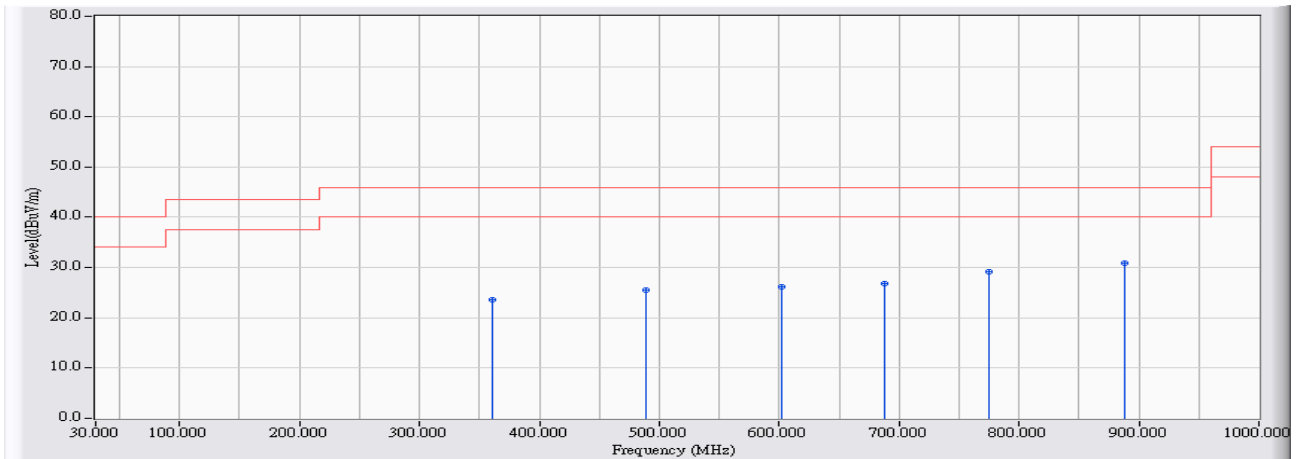


	Frequency (MHz)	Correct Factor (dB)	Reading Level (dBuV)	Measure Level (dBuV/m)	Margin (dB)	Limit (dBuV/m)	Detector Type
1	349.130	-17.343	42.911	25.567	-20.433	46.000	QUASPEAK
2	423.335	-15.735	40.454	24.719	-21.281	46.000	QUASPEAK
3	486.385	-14.310	41.220	26.910	-19.090	46.000	QUASPEAK
4	669.230	-11.552	40.129	28.577	-17.423	46.000	QUASPEAK
5	* 787.085	-9.759	39.700	29.940	-16.060	46.000	QUASPEAK
6	887.480	-8.394	38.265	29.871	-16.129	46.000	QUASPEAK

Note:

1. All Reading Levels are Quasi-Peak value.
2. “ * ”, means this data is the worst emission level.
3. Measurement Level = Reading Level + Correct Factor.

Site : CB4-H	Time : 2017/02/23
Limit : FCC_CLASS_B_03M_QP	Margin : 6
Probe : CB4-H_FCC_EFS_S2_30M-1GHz_1116 - VERTICAL	Power : AC 120V/60Hz
EUT : Wireless-AC2900 Dual Band Gigabit Router	Note : Mode 2: Tx_ADP: AD890326010-2LF_ MIMO Mode (802.11 n20/40)_ 802.11ac(40M)_ 5190MHz

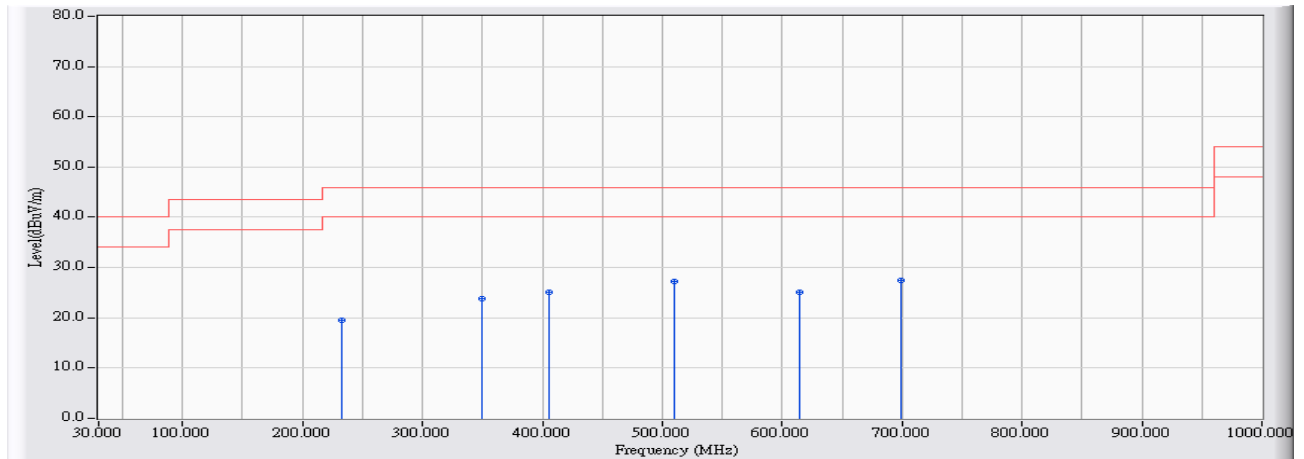


	Frequency (MHz)	Correct Factor (dB)	Reading Level (dBuV)	Measure Level (dBuV/m)	Margin (dB)	Limit (dBuV/m)	Detector Type
1	360.285	-17.202	40.880	23.678	-22.322	46.000	QUASPEAK
2	488.325	-14.246	39.814	25.567	-20.433	46.000	QUASPEAK
3	602.300	-12.579	38.757	26.178	-19.822	46.000	QUASPEAK
4	688.145	-11.621	38.325	26.704	-19.296	46.000	QUASPEAK
5	774.475	-10.050	39.196	29.146	-16.854	46.000	QUASPEAK
6	* 887.965	-8.377	39.278	30.900	-15.100	46.000	QUASPEAK

Note:

1. All Reading Levels are Quasi-Peak value.
2. “ * ”, means this data is the worst emission level.
3. Measurement Level = Reading Level + Correct Factor.

Site : CB4-H	Time : 2017/02/23
Limit : FCC_CLASS_B_03M_QP	Margin : 6
Probe : CB4-H_FCC_EFS_S2_30M-1GHz_1116 - HORIZONTAL	Power : AC 120V/60Hz
EUT : Wireless-AC2900 Dual Band Gigabit Router	Note : Mode 2: Tx_ADP: AD890326010-2LF_ MIMO Mode (802.11 n20/40)_ 802.11ac(80M)_ 5210MHz

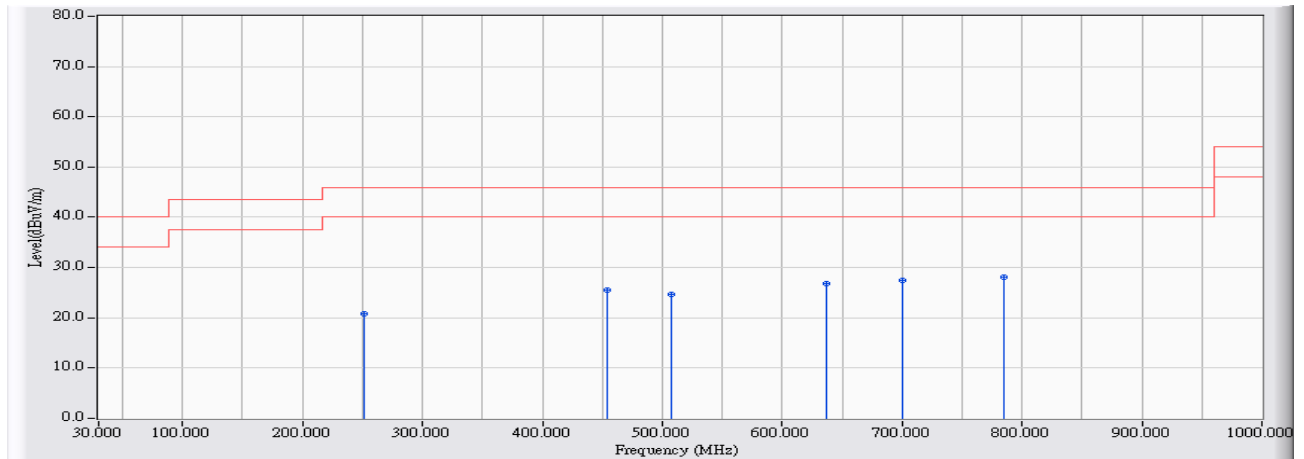


	Frequency (MHz)	Correct Factor (dB)	Reading Level (dBuV)	Measure Level (dBuV/m)	Margin (dB)	Limit (dBuV/m)	Detector Type
1	232.730	-21.250	40.781	19.531	-26.469	46.000	QUASPEAK
2	349.615	-17.330	41.178	23.848	-22.152	46.000	QUASPEAK
3	405.875	-15.608	40.610	25.002	-20.998	46.000	QUASPEAK
4	509.665	-13.609	40.946	27.338	-18.662	46.000	QUASPEAK
5	613.940	-12.069	37.248	25.178	-20.822	46.000	QUASPEAK
6	* 699.300	-11.996	39.366	27.370	-18.630	46.000	QUASPEAK

Note:

1. All Reading Levels are Quasi-Peak value.
2. “ * ”, means this data is the worst emission level.
3. Measurement Level = Reading Level + Correct Factor.

Site : CB4-H	Time : 2017/02/23
Limit : FCC_CLASS_B_03M_QP	Margin : 6
Probe : CB4-H_FCC_EFS_S2_30M-1GHz_1116 - VERTICAL	Power : AC 120V/60Hz
EUT : Wireless-AC2900 Dual Band Gigabit Router	Note : Mode 2: Tx_ADP: AD890326010-2LF_ MIMO Mode (802.11 n20/40)_ 802.11ac(80M)_ 5210MHz

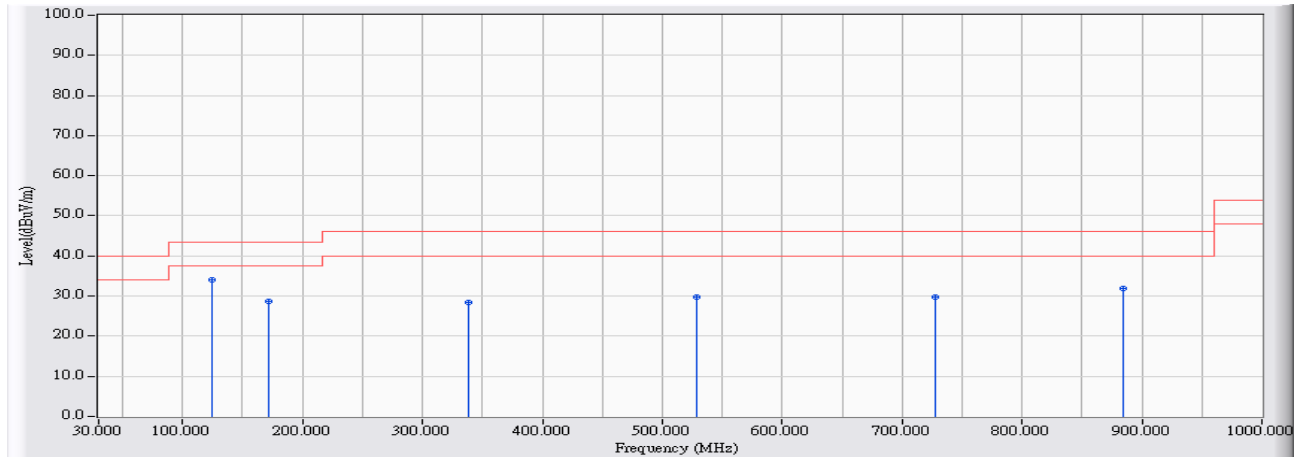


		Frequency (MHz)	Correct Factor (dB)	Reading Level (dBuV)	Measure Level (dBuV/m)	Margin (dB)	Limit (dBuV/m)	Detector Type
1		251.160	-20.126	40.949	20.823	-25.177	46.000	QUASPEAK
2		454.375	-14.579	40.017	25.438	-20.562	46.000	QUASPEAK
3		507.240	-13.716	38.488	24.772	-21.228	46.000	QUASPEAK
4		637.220	-12.560	39.327	26.767	-19.233	46.000	QUASPEAK
5		699.785	-12.007	39.403	27.396	-18.604	46.000	QUASPEAK
6	*	784.660	-9.689	37.862	28.173	-17.827	46.000	QUASPEAK

Note:

1. All Reading Levels are Quasi-Peak value.
2. “ * ”, means this data is the worst emission level.
3. Measurement Level = Reading Level + Correct Factor.

Site : CB4-H	Time : 2017/05/11
Limit : FCC_CLASS_B_03M_QP	Margin : 6
Probe : CB4-H_FCC_EFS_S2_30M-1GHz_1116 - HORIZONTAL	Power : AC 120V/60Hz
EUT : Wireless-AC2900 Dual Band Gigabit Router	Note : Mode 2: Tx_ADP: AD890326010-2LF_ MIMO Mode (802.11 n20/40)_ 802.11n(20M)_ 5300MHz

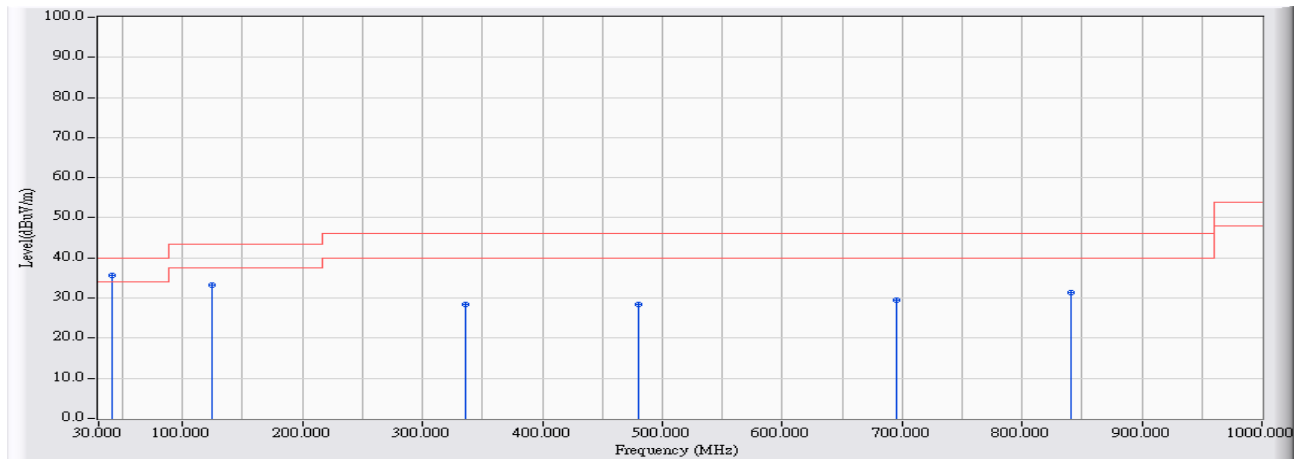


		Frequency (MHz)	Correct Factor (dB)	Reading Level (dBuV)	Measure Level (dBuV/m)	Margin (dB)	Limit (dBuV/m)	Detector Type
1	*	125.060	-21.198	55.164	33.966	-9.534	43.500	QUASPEAK
2		172.105	-23.573	52.285	28.711	-14.789	43.500	QUASPEAK
3		338.945	-17.708	46.022	28.315	-17.685	46.000	QUASPEAK
4		528.095	-13.848	43.698	29.849	-16.151	46.000	QUASPEAK
5		727.430	-10.687	40.531	29.844	-16.156	46.000	QUASPEAK
6		884.570	-8.488	40.485	31.996	-14.004	46.000	QUASPEAK

Note:

1. All Reading Levels are Quasi-Peak value.
2. “ * ”, means this data is the worst emission level.
3. Measurement Level = Reading Level + Correct Factor.

Site : CB4-H	Time : 2017/05/11
Limit : FCC_CLASS_B_03M_QP	Margin : 6
Probe : CB4-H_FCC_EFS_S2_30M-1GHz_1116 - VERTICAL	Power : AC 120V/60Hz
EUT : Wireless-AC2900 Dual Band Gigabit Router	Note : Mode 2: Tx_ADP: AD890326010-2LF_ MIMO Mode (802.11 n20/40)_ 802.11n(20M)_ 5300MHz

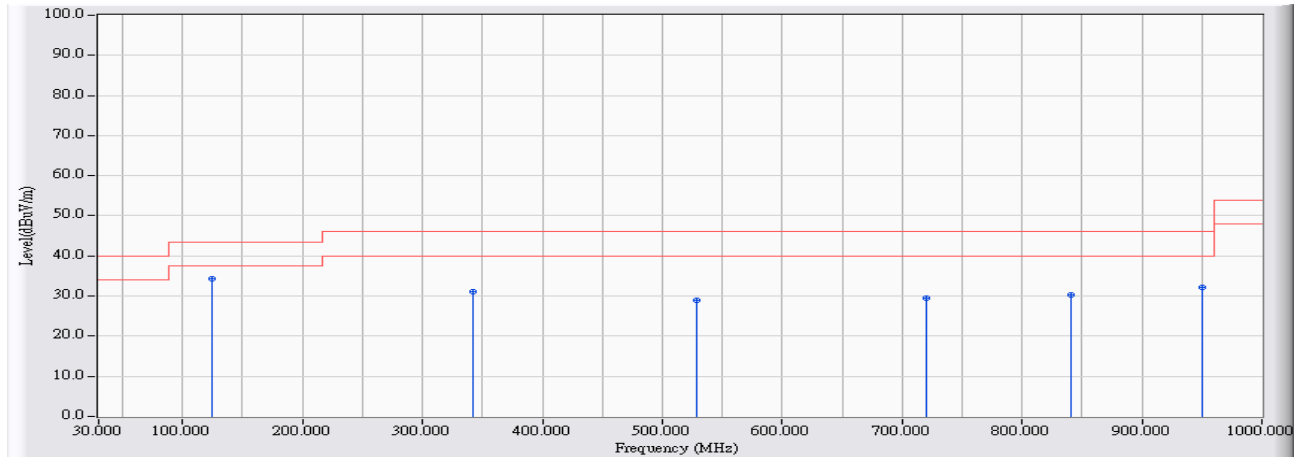


		Frequency (MHz)	Correct Factor (dB)	Reading Level (dBuV)	Measure Level (dBuV/m)	Margin (dB)	Limit (dBuV/m)	Detector Type
1	*	40.670	-17.178	52.931	35.753	-4.247	40.000	QUASPEAK
2		125.060	-21.198	54.569	33.371	-10.129	43.500	QUASPEAK
3		336.035	-17.902	46.217	28.316	-17.684	46.000	QUASPEAK
4		480.080	-14.513	42.889	28.376	-17.624	46.000	QUASPEAK
5		695.905	-11.884	41.414	29.530	-16.470	46.000	QUASPEAK
6		841.405	-9.191	40.491	31.300	-14.700	46.000	QUASPEAK

Note:

1. All Reading Levels are Quasi-Peak value.
2. “ * ”, means this data is the worst emission level.
3. Measurement Level = Reading Level + Correct Factor.

Site : CB4-H	Time : 2017/05/11
Limit : FCC_CLASS_B_03M_QP	Margin : 6
Probe : CB4-H_FCC_EFS_S2_30M-1GHz_1116 - HORIZONTAL	Power : AC 120V/60Hz
EUT : Wireless-AC2900 Dual Band Gigabit Router	Note : Mode 2: Tx_ADP: AD890326010-2LF_ MIMO Mode (802.11 n20/40)_ 802.11n(40M)_ 5270MHz

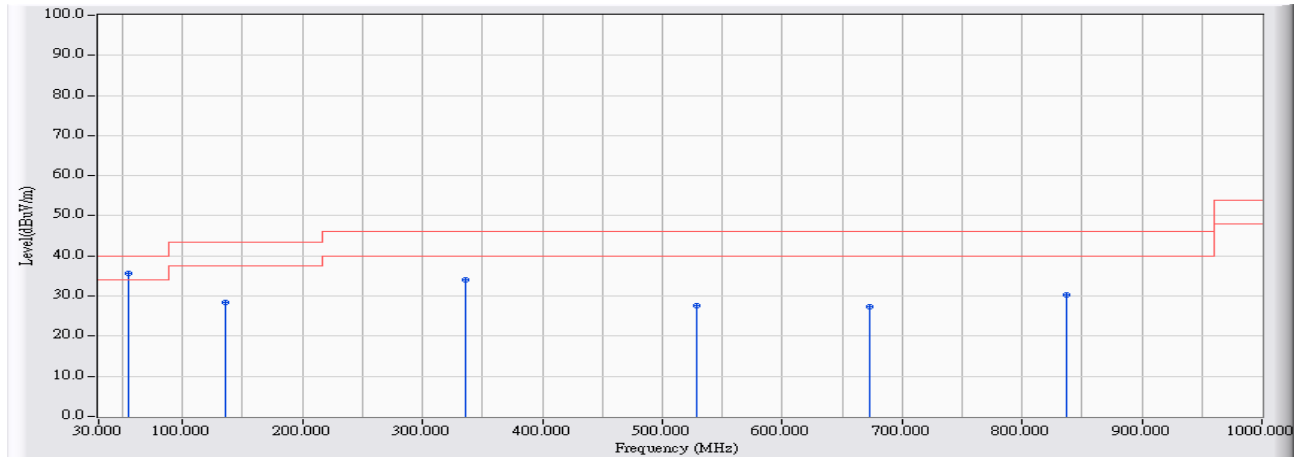


		Frequency (MHz)	Correct Factor (dB)	Reading Level (dBuV)	Measure Level (dBuV/m)	Margin (dB)	Limit (dBuV/m)	Detector Type
1	*	125.060	-21.198	55.600	34.402	-9.098	43.500	QUASPEAK
2		341.855	-17.576	48.725	31.149	-14.851	46.000	QUASPEAK
3		528.095	-13.848	42.734	28.885	-17.115	46.000	QUASPEAK
4		720.155	-11.089	40.576	29.487	-16.513	46.000	QUASPEAK
5		840.920	-9.181	39.571	30.391	-15.609	46.000	QUASPEAK
6		950.530	-7.149	39.361	32.212	-13.788	46.000	QUASPEAK

Note:

1. All Reading Levels are Quasi-Peak value.
2. “ * ”, means this data is the worst emission level.
3. Measurement Level = Reading Level + Correct Factor.

Site : CB4-H	Time : 2017/05/11
Limit : FCC_CLASS_B_03M_QP	Margin : 6
Probe : CB4-H_FCC_EFS_S2_30M-1GHz_1116 - VERTICAL	Power : AC 120V/60Hz
EUT : Wireless-AC2900 Dual Band Gigabit Router	Note : Mode 2: Tx_ADP: AD890326010-2LF_ MIMO Mode (802.11 n20/40)_ 802.11n(40M)_ 5270MHz

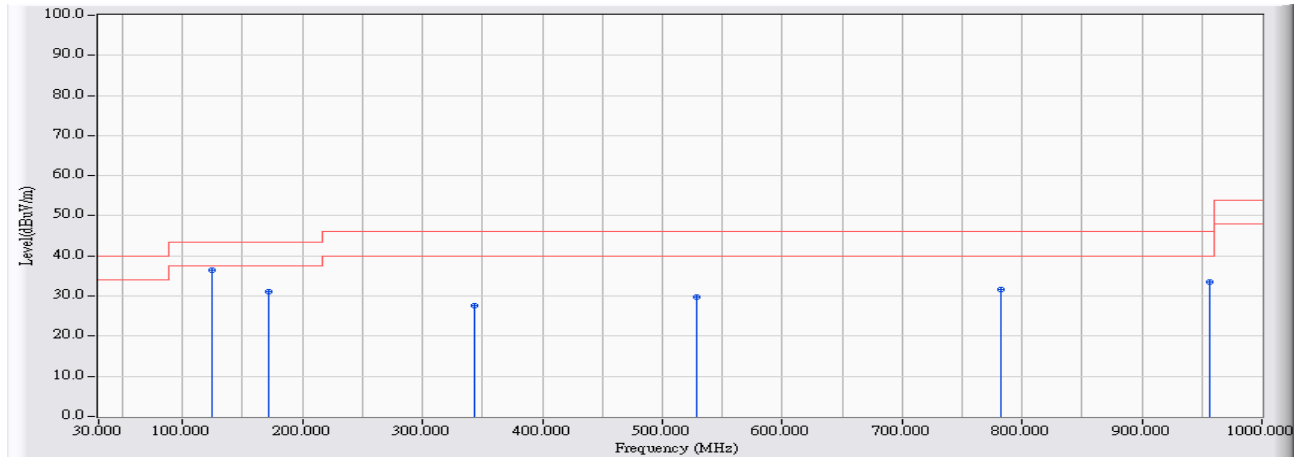


		Frequency (MHz)	Correct Factor (dB)	Reading Level (dBuV)	Measure Level (dBuV/m)	Margin (dB)	Limit (dBuV/m)	Detector Type
1	*	55.220	-27.009	62.582	35.573	-4.427	40.000	QUASPEAK
2		135.245	-21.434	49.970	28.536	-14.964	43.500	QUASPEAK
3		336.035	-17.902	51.844	33.943	-12.057	46.000	QUASPEAK
4		528.095	-13.848	41.522	27.673	-18.327	46.000	QUASPEAK
5		672.625	-11.449	38.861	27.412	-18.588	46.000	QUASPEAK
6		837.040	-9.315	39.686	30.371	-15.629	46.000	QUASPEAK

Note:

1. All Reading Levels are Quasi-Peak value.
2. “ * ”, means this data is the worst emission level.
3. Measurement Level = Reading Level + Correct Factor.

Site : CB4-H	Time : 2017/05/11
Limit : FCC_CLASS_B_03M_QP	Margin : 6
Probe : CB4-H_FCC_EFS_S2_30M-1GHz_1116 - HORIZONTAL	Power : AC 120V/60Hz
EUT : Wireless-AC2900 Dual Band Gigabit Router	Note : Mode 2: Tx_ADP: AD890326010-2LF_ MIMO Mode (802.11 n20/40)_ 802.11ac(80M)_ 5290MHz

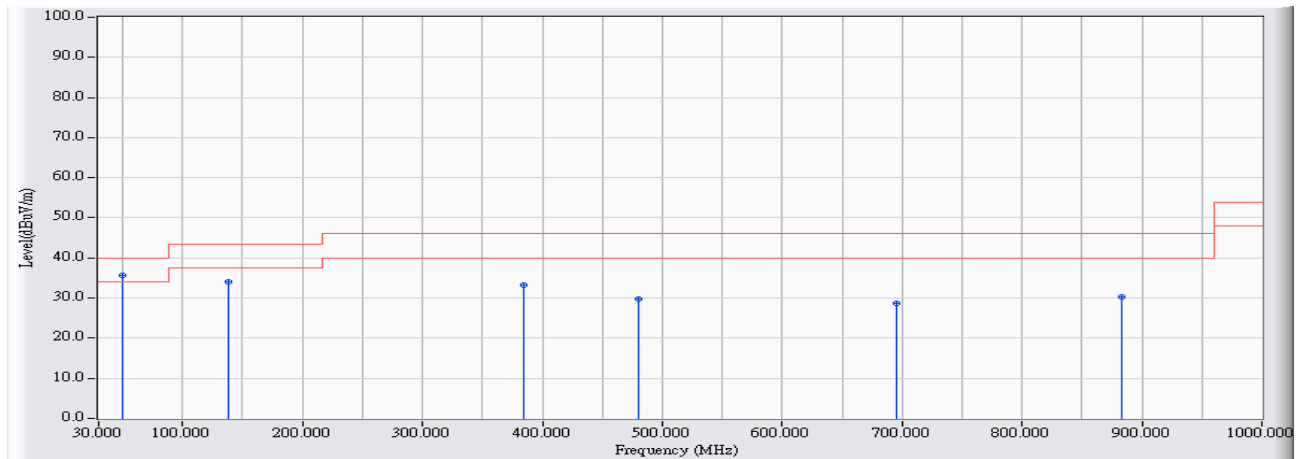


		Frequency (MHz)	Correct Factor (dB)	Reading Level (dBuV)	Measure Level (dBuV/m)	Margin (dB)	Limit (dBuV/m)	Detector Type
1	*	125.060	-21.198	57.571	36.373	-7.127	43.500	QUASPEAK
2		172.105	-23.573	54.681	31.107	-12.393	43.500	QUASPEAK
3		342.825	-17.546	45.277	27.732	-18.268	46.000	QUASPEAK
4		528.095	-13.848	43.575	29.726	-16.274	46.000	QUASPEAK
5		782.235	-9.618	41.365	31.747	-14.253	46.000	QUASPEAK
6		956.350	-7.437	40.920	33.483	-12.517	46.000	QUASPEAK

Note:

1. All Reading Levels are Quasi-Peak value.
2. “ * ”, means this data is the worst emission level.
3. Measurement Level = Reading Level + Correct Factor.

Site : CB4-H	Time : 2017/05/11
Limit : FCC_CLASS_B_03M_QP	Margin : 6
Probe : CB4-H_FCC_EFS_S2_30M-1GHz_1116 - VERTICAL	Power : AC 120V/60Hz
EUT : Wireless-AC2900 Dual Band Gigabit Router	Note : Mode 2: Tx_ADP: AD890326010-2LF_ MIMO Mode (802.11 n20/40)_ 802.11ac(80M)_ 5290MHz

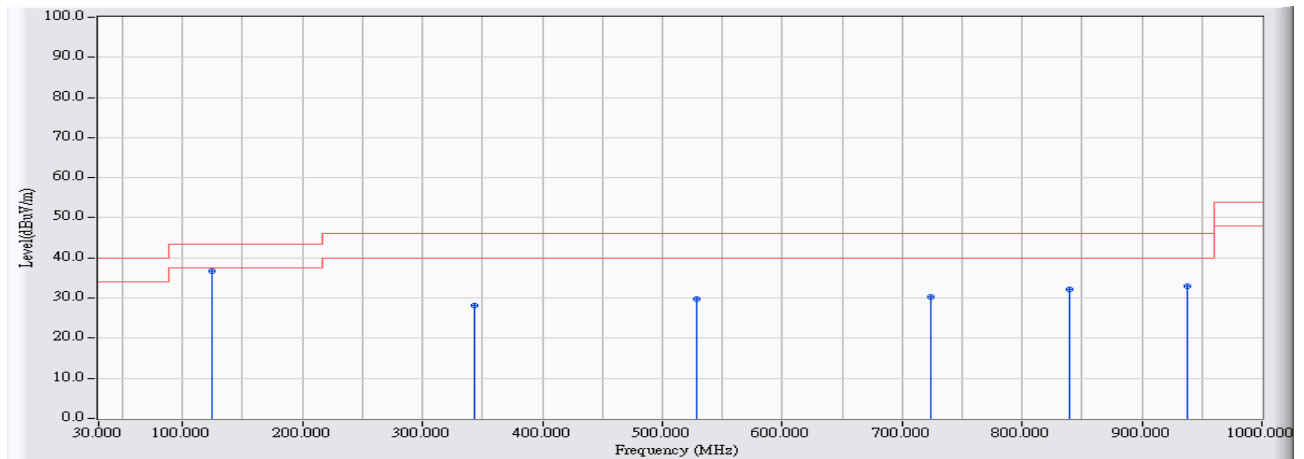


		Frequency (MHz)	Correct Factor (dB)	Reading Level (dBuV)	Measure Level (dBuV/m)	Margin (dB)	Limit (dBuV/m)	Detector Type
1	*	49.400	-25.211	60.866	35.654	-4.346	40.000	QUASPEAK
2		138.155	-21.532	55.468	33.937	-9.563	43.500	QUASPEAK
3		384.050	-16.465	49.694	33.230	-12.770	46.000	QUASPEAK
4		480.080	-14.513	44.162	29.649	-16.351	46.000	QUASPEAK
5		695.905	-11.884	40.470	28.586	-17.414	46.000	QUASPEAK
6		883.115	-8.536	38.825	30.289	-15.711	46.000	QUASPEAK

Note:

1. All Reading Levels are Quasi-Peak value.
2. “ * ”, means this data is the worst emission level.
3. Measurement Level = Reading Level + Correct Factor.

Site : CB4-H	Time : 2017/05/11
Limit : FCC_CLASS_B_03M_QP	Margin : 6
Probe : CB4-H_FCC_EFS_S2_30M-1GHz_1116 - HORIZONTAL	Power : AC 120V/60Hz
EUT : Wireless-AC2900 Dual Band Gigabit Router	Note : Mode 2: Tx_ADP: AD890326010-2LF_ MIMO Mode (802.11 n20/40)_ 802.11n(20M)_ 5580MHz

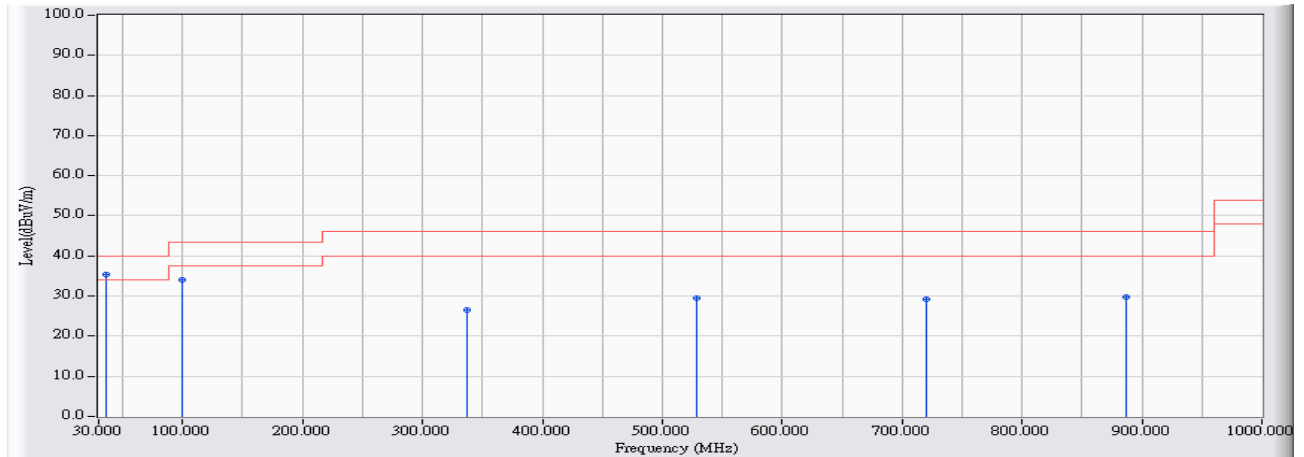


		Frequency (MHz)	Correct Factor (dB)	Reading Level (dBuV)	Measure Level (dBuV/m)	Margin (dB)	Limit (dBuV/m)	Detector Type
1	*	125.060	-21.198	57.930	36.732	-6.768	43.500	QUASPEAK
2		343.795	-17.515	45.551	28.037	-17.963	46.000	QUASPEAK
3		528.095	-13.848	43.525	29.676	-16.324	46.000	QUASPEAK
4		724.520	-10.845	41.140	30.295	-15.705	46.000	QUASPEAK
5		839.950	-9.169	41.285	32.117	-13.883	46.000	QUASPEAK
6		937.920	-7.477	40.431	32.953	-13.047	46.000	QUASPEAK

Note:

1. All Reading Levels are Quasi-Peak value.
2. “ * ”, means this data is the worst emission level.
3. Measurement Level = Reading Level + Correct Factor.

Site : CB4-H	Time : 2017/05/11
Limit : FCC_CLASS_B_03M_QP	Margin : 6
Probe : CB4-H_FCC_EFS_S2_30M-1GHz_1116 - VERTICAL	Power : AC 120V/60Hz
EUT : Wireless-AC2900 Dual Band Gigabit Router	Note : Mode 2: Tx_ADP: AD890326010-2LF_ MIMO Mode (802.11 n20/40)_ 802.11n(20M)_ 5580MHz

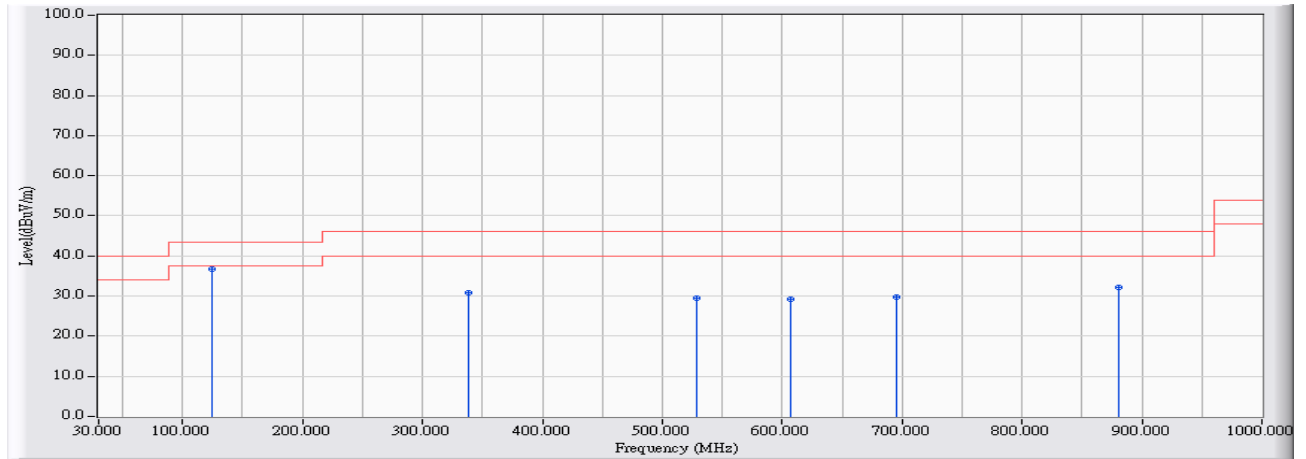


		Frequency (MHz)	Correct Factor (dB)	Reading Level (dBuV)	Measure Level (dBuV/m)	Margin (dB)	Limit (dBuV/m)	Detector Type
1	*	36.790	-16.630	52.137	35.507	-4.493	40.000	QUASPEAK
2		99.355	-23.516	57.519	34.003	-9.497	43.500	QUASPEAK
3		337.005	-17.837	44.402	26.565	-19.435	46.000	QUASPEAK
4		528.095	-13.848	43.250	29.401	-16.599	46.000	QUASPEAK
5		720.155	-11.089	40.211	29.122	-16.878	46.000	QUASPEAK
6		886.995	-8.410	38.109	29.699	-16.301	46.000	QUASPEAK

Note:

1. All Reading Levels are Quasi-Peak value.
2. “ * ”, means this data is the worst emission level.
3. Measurement Level = Reading Level + Correct Factor.

Site : CB4-H	Time : 2017/05/11
Limit : FCC_CLASS_B_03M_QP	Margin : 6
Probe : CB4-H_FCC_EFS_S2_30M-1GHz_1116 - HORIZONTAL	Power : AC 120V/60Hz
EUT : Wireless-AC2900 Dual Band Gigabit Router	Note : Mode 2: Tx_ADP: AD890326010-2LF_ MIMO Mode (802.11 n20/40)_ 802.11n(40M)_ 5550MHz

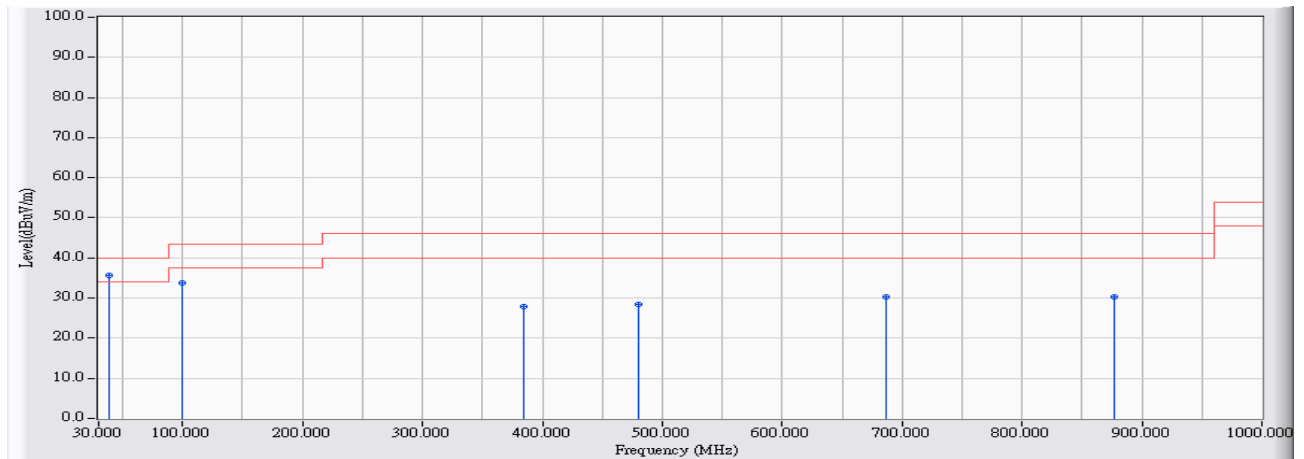


		Frequency (MHz)	Correct Factor (dB)	Reading Level (dBuV)	Measure Level (dBuV/m)	Margin (dB)	Limit (dBuV/m)	Detector Type
1	*	125.060	-21.198	58.020	36.822	-6.678	43.500	QUASPEAK
2		338.945	-17.708	48.405	30.698	-15.302	46.000	QUASPEAK
3		528.095	-13.848	43.247	29.398	-16.602	46.000	QUASPEAK
4		606.665	-12.386	41.518	29.133	-16.867	46.000	QUASPEAK
5		695.905	-11.884	41.551	29.667	-16.333	46.000	QUASPEAK
6		880.205	-8.641	40.941	32.300	-13.700	46.000	QUASPEAK

Note:

1. All Reading Levels are Quasi-Peak value.
2. “ * ”, means this data is the worst emission level.
3. Measurement Level = Reading Level + Correct Factor.

Site : CB4-H	Time : 2017/05/11
Limit : FCC_CLASS_B_03M_QP	Margin : 6
Probe : CB4-H_FCC_EFS_S2_30M-1GHz_1116 - VERTICAL	Power : AC 120V/60Hz
EUT : Wireless-AC2900 Dual Band Gigabit Router	Note : Mode 2: Tx_ADP: AD890326010-2LF_ MIMO Mode (802.11 n20/40)_ 802.11n(40M)_ 5550MHz

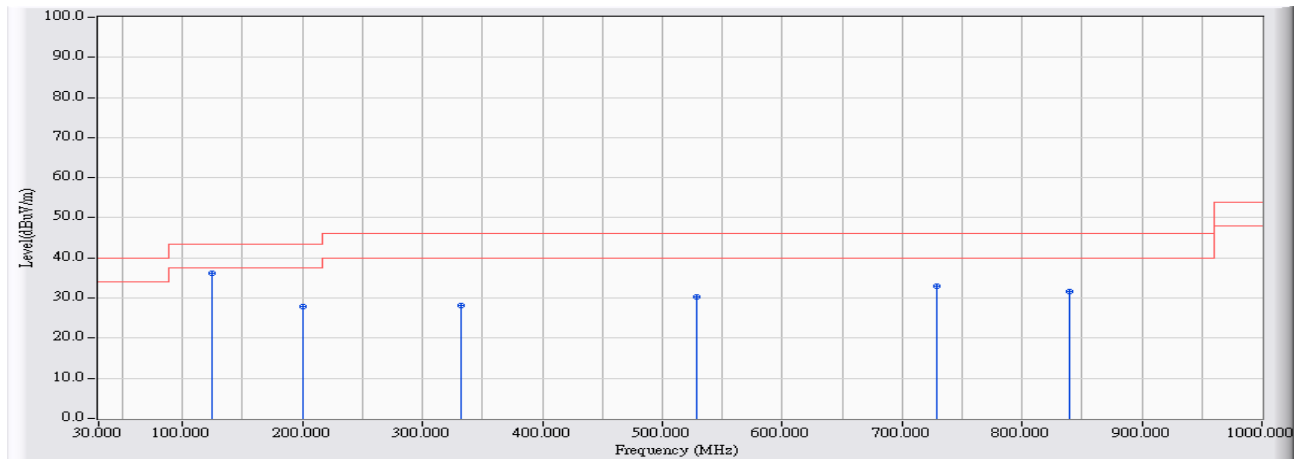


		Frequency (MHz)	Correct Factor (dB)	Reading Level (dBuV)	Measure Level (dBuV/m)	Margin (dB)	Limit (dBuV/m)	Detector Type
1	*	38.730	-16.458	52.165	35.707	-4.293	40.000	QUASPEAK
2		99.355	-23.516	57.283	33.767	-9.733	43.500	QUASPEAK
3		384.050	-16.465	44.364	27.900	-18.100	46.000	QUASPEAK
4		480.080	-14.513	42.829	28.316	-17.684	46.000	QUASPEAK
5		687.175	-11.587	41.958	30.372	-15.628	46.000	QUASPEAK
6		876.325	-8.965	39.259	30.294	-15.706	46.000	QUASPEAK

Note:

1. All Reading Levels are Quasi-Peak value.
2. “ * ”, means this data is the worst emission level.
3. Measurement Level = Reading Level + Correct Factor.

Site : CB4-H	Time : 2017/05/11
Limit : FCC_CLASS_B_03M_QP	Margin : 6
Probe : CB4-H_FCC_EFS_S2_30M-1GHz_1116 - HORIZONTAL	Power : AC 120V/60Hz
EUT : Wireless-AC2900 Dual Band Gigabit Router	Note : Mode 2: Tx_ADP: AD890326010-2LF_ MIMO Mode (802.11 n20/40)_ 802.11ac(80M)_ 5530MHz

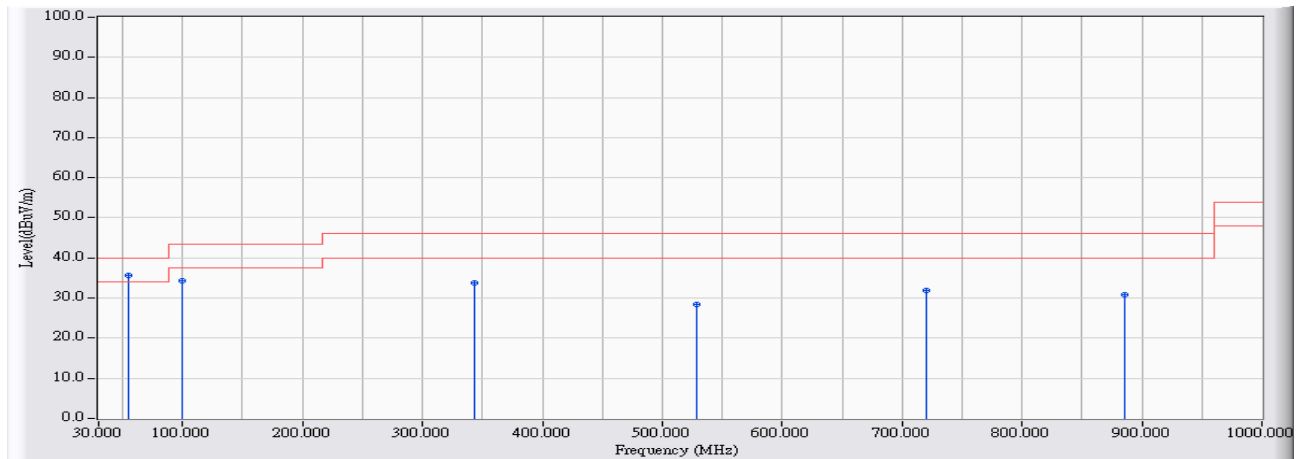


		Frequency (MHz)	Correct Factor (dB)	Reading Level (dBuV)	Measure Level (dBuV/m)	Margin (dB)	Limit (dBuV/m)	Detector Type
1	*	125.060	-21.198	57.339	36.141	-7.359	43.500	QUASPEAK
2		199.750	-23.246	51.057	27.812	-15.688	43.500	QUASPEAK
3		332.155	-18.160	46.394	28.234	-17.766	46.000	QUASPEAK
4		528.095	-13.848	44.165	30.316	-15.684	46.000	QUASPEAK
5		728.885	-10.609	43.657	33.049	-12.951	46.000	QUASPEAK
6		838.980	-9.217	40.746	31.529	-14.471	46.000	QUASPEAK

Note:

1. All Reading Levels are Quasi-Peak value.
2. “ * ”, means this data is the worst emission level.
3. Measurement Level = Reading Level + Correct Factor.

Site : CB4-H	Time : 2017/05/11
Limit : FCC_CLASS_B_03M_QP	Margin : 6
Probe : CB4-H_FCC_EFS_S2_30M-1GHz_1116 - VERTICAL	Power : AC 120V/60Hz
EUT : Wireless-AC2900 Dual Band Gigabit Router	Note : Mode 2: Tx_ADP: AD890326010-2LF_ MIMO Mode (802.11 n20/40)_ 802.11ac(80M)_ 5530MHz

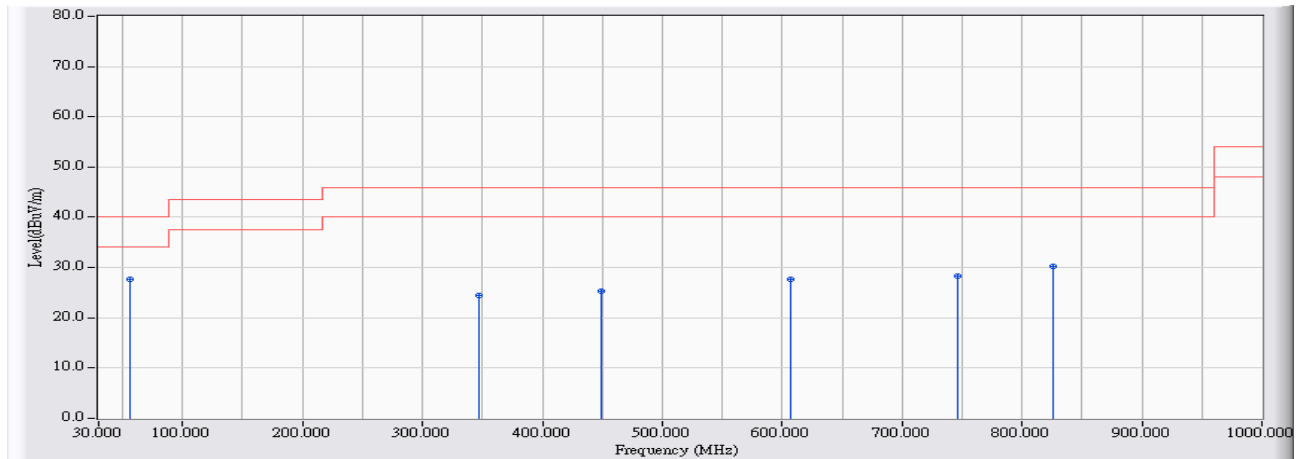


		Frequency (MHz)	Correct Factor (dB)	Reading Level (dBuV)	Measure Level (dBuV/m)	Margin (dB)	Limit (dBuV/m)	Detector Type
1	*	55.220	-27.009	62.713	35.704	-4.296	40.000	QUASPEAK
2		99.355	-23.516	57.883	34.367	-9.133	43.500	QUASPEAK
3		343.310	-17.530	51.412	33.882	-12.118	46.000	QUASPEAK
4		528.095	-13.848	42.362	28.513	-17.487	46.000	QUASPEAK
5		720.155	-11.089	43.124	32.035	-13.965	46.000	QUASPEAK
6		885.055	-8.473	39.361	30.888	-15.112	46.000	QUASPEAK

Note:

1. All Reading Levels are Quasi-Peak value.
2. “ * ”, means this data is the worst emission level.
3. Measurement Level = Reading Level + Correct Factor.

Site : CB4-H	Time : 2017/02/23
Limit : FCC_CLASS_B_03M_QP	Margin : 6
Probe : CB4-H_FCC_EFS_S2_30M-1GHz_1116 - HORIZONTAL	Power : AC 120V/60Hz
EUT : Wireless-AC2900 Dual Band Gigabit Router	Note : Mode 2: Tx_ADP: AD890326010-2LF_ MIMO Mode (802.11 n20/40)_ 802.11ac(20M)_ 5785MHz

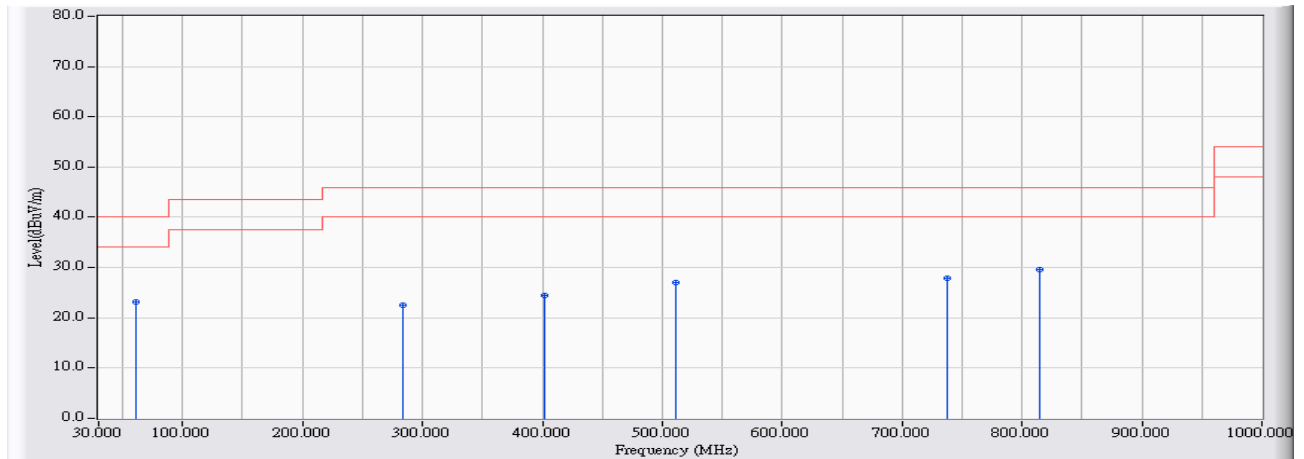


		Frequency (MHz)	Correct Factor (dB)	Reading Level (dBuV)	Measure Level (dBuV/m)	Margin (dB)	Limit (dBuV/m)	Detector Type
1	*	56.190	-27.274	55.003	27.729	-12.271	40.000	QUASPEAK
2		347.190	-17.405	41.926	24.521	-21.479	46.000	QUASPEAK
3		449.525	-14.684	39.885	25.202	-20.798	46.000	QUASPEAK
4		607.150	-12.364	39.991	27.627	-18.373	46.000	QUASPEAK
5		746.345	-11.109	39.490	28.381	-17.619	46.000	QUASPEAK
6		825.885	-9.853	39.995	30.142	-15.858	46.000	QUASPEAK

Note:

1. All Reading Levels are Quasi-Peak value.
2. “ * ”, means this data is the worst emission level.
3. Measurement Level = Reading Level + Correct Factor.

Site : CB4-H	Time : 2017/02/23
Limit : FCC_CLASS_B_03M_QP	Margin : 6
Probe : CB4-H_FCC_EFS_S2_30M-1GHz_1116 - VERTICAL	Power : AC 120V/60Hz
EUT : Wireless-AC2900 Dual Band Gigabit Router	Note : Mode 2: Tx_ADP: AD890326010-2LF_ MIMO Mode (802.11 n20/40)_ 802.11ac(20M)_ 5785MHz

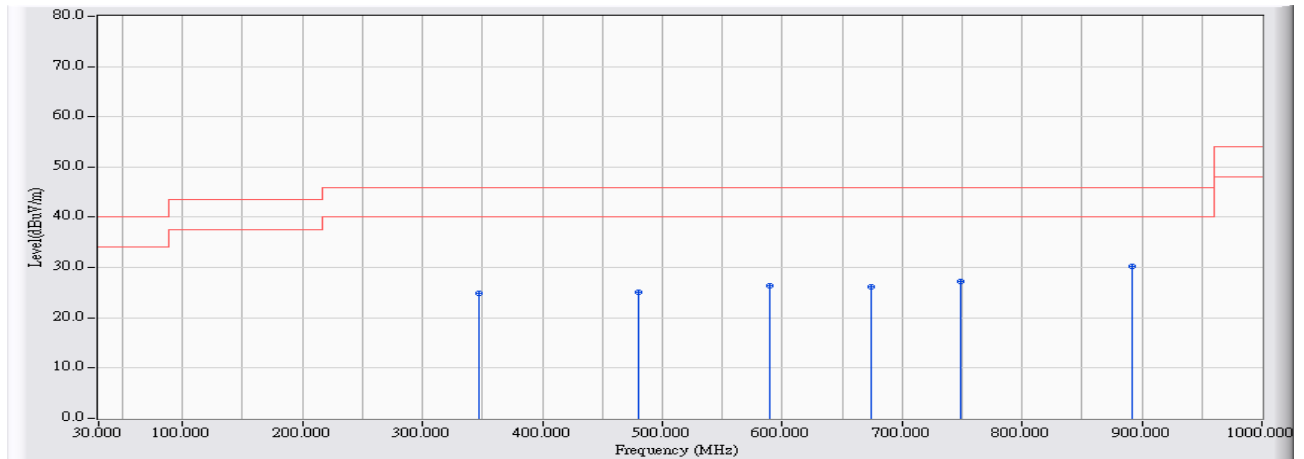


	Frequency (MHz)	Correct Factor (dB)	Reading Level (dBuV)	Measure Level (dBuV/m)	Margin (dB)	Limit (dBuV/m)	Detector Type
1	61.525	-28.250	51.313	23.063	-16.937	40.000	QUASPEAK
2	283.170	-19.328	41.793	22.465	-23.535	46.000	QUASPEAK
3	401.510	-15.705	40.073	24.369	-21.631	46.000	QUASPEAK
4	511.605	-13.585	40.619	27.035	-18.965	46.000	QUASPEAK
5	737.130	-10.612	38.429	27.817	-18.183	46.000	QUASPEAK
6	* 815.215	-10.263	39.857	29.594	-16.406	46.000	QUASPEAK

Note:

1. All Reading Levels are Quasi-Peak value.
2. “ * ”, means this data is the worst emission level.
3. Measurement Level = Reading Level + Correct Factor.

Site : CB4-H	Time : 2017/02/23
Limit : FCC_CLASS_B_03M_QP	Margin : 6
Probe : CB4-H_FCC_EFS_S2_30M-1GHz_1116 - HORIZONTAL	Power : AC 120V/60Hz
EUT : Wireless-AC2900 Dual Band Gigabit Router	Note : Mode 2: Tx_ADP: AD890326010-2LF_ MIMO Mode (802.11 n20/40)_ 802.11ac(40M)_ 5755MHz

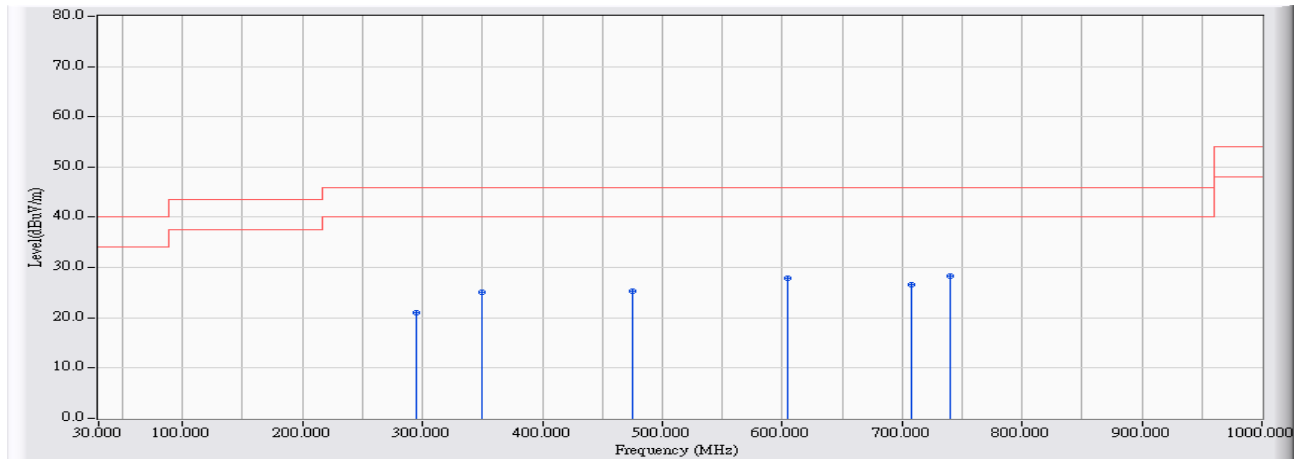


	Frequency (MHz)	Correct Factor (dB)	Reading Level (dBuV)	Measure Level (dBuV/m)	Margin (dB)	Limit (dBuV/m)	Detector Type
1	347.190	-17.405	42.315	24.910	-21.090	46.000	QUASPEAK
2	480.080	-14.513	39.626	25.113	-20.887	46.000	QUASPEAK
3	589.690	-13.317	39.800	26.483	-19.517	46.000	QUASPEAK
4	674.080	-11.426	37.626	26.200	-19.800	46.000	QUASPEAK
5	748.770	-11.288	38.521	27.233	-18.767	46.000	QUASPEAK
6	* 891.845	-8.397	38.551	30.154	-15.846	46.000	QUASPEAK

Note:

1. All Reading Levels are Quasi-Peak value.
2. “ * ”, means this data is the worst emission level.
3. Measurement Level = Reading Level + Correct Factor.

Site : CB4-H	Time : 2017/02/23
Limit : FCC_CLASS_B_03M_QP	Margin : 6
Probe : CB4-H_FCC_EFS_S2_30M-1GHz_1116 - VERTICAL	Power : AC 120V/60Hz
EUT : Wireless-AC2900 Dual Band Gigabit Router	Note : Mode 2: Tx_ADP: AD890326010-2LF_ MIMO Mode (802.11 n20/40)_ 802.11ac(40M)_ 5755MHz

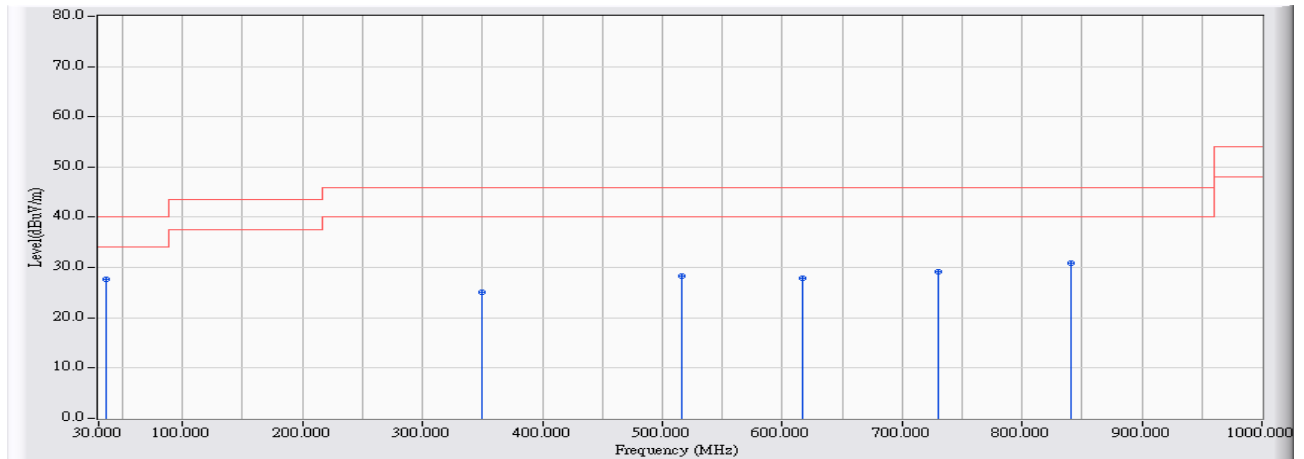


	Frequency (MHz)	Correct Factor (dB)	Reading Level (dBuV)	Measure Level (dBuV/m)	Margin (dB)	Limit (dBuV/m)	Detector Type
1	294.325	-19.345	40.321	20.975	-25.025	46.000	QUASPEAK
2	349.130	-17.343	42.519	25.175	-20.825	46.000	QUASPEAK
3	475.715	-14.537	39.890	25.353	-20.647	46.000	QUASPEAK
4	604.725	-12.473	40.286	27.814	-18.186	46.000	QUASPEAK
5	708.030	-11.918	38.419	26.501	-19.499	46.000	QUASPEAK
6	* 739.555	-10.636	38.888	28.252	-17.748	46.000	QUASPEAK

Note:

1. All Reading Levels are Quasi-Peak value.
2. “ * ”, means this data is the worst emission level.
3. Measurement Level = Reading Level + Correct Factor.

Site : CB4-H	Time : 2017/02/23
Limit : FCC_CLASS_B_03M_QP	Margin : 6
Probe : CB4-H_FCC_EFS_S2_30M-1GHz_1116 - HORIZONTAL	Power : AC 120V/60Hz
EUT : Wireless-AC2900 Dual Band Gigabit Router	Note : Mode 2: Tx_ADP: AD890326010-2LF_ MIMO Mode (802.11 n20/40)_ 802.11ac(80M)_ 5775MHz

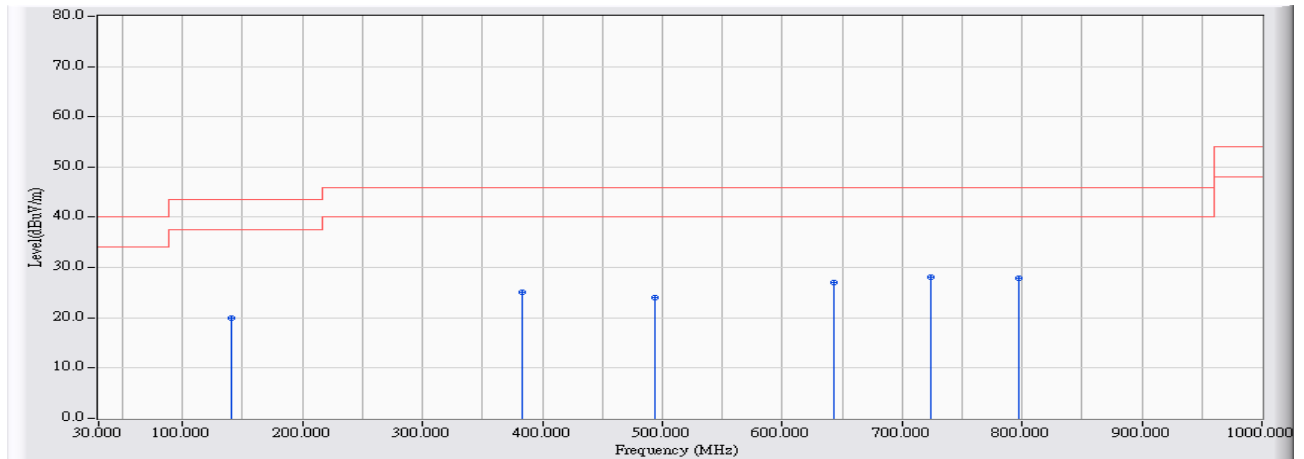


		Frequency (MHz)	Correct Factor (dB)	Reading Level (dBuV)	Measure Level (dBuV/m)	Margin (dB)	Limit (dBuV/m)	Detector Type
1	*	35.820	-16.715	44.478	27.762	-12.238	40.000	QUASPEAK
2		349.130	-17.343	42.519	25.175	-20.825	46.000	QUASPEAK
3		516.455	-13.568	41.931	28.363	-17.637	46.000	QUASPEAK
4		617.335	-11.927	39.853	27.926	-18.074	46.000	QUASPEAK
5		730.340	-10.545	39.765	29.220	-16.780	46.000	QUASPEAK
6		840.920	-9.181	40.022	30.842	-15.158	46.000	QUASPEAK

Note:

1. All Reading Levels are Quasi-Peak value.
2. “ * ”, means this data is the worst emission level.
3. Measurement Level = Reading Level + Correct Factor.

Site : CB4-H	Time : 2017/02/23
Limit : FCC_CLASS_B_03M_QP	Margin : 6
Probe : CB4-H_FCC_EFS_S2_30M-1GHz_1116 - VERTICAL	Power : AC 120V/60Hz
EUT : Wireless-AC2900 Dual Band Gigabit Router	Note : Mode 2: Tx_ADP: AD890326010-2LF_ MIMO Mode (802.11 n20/40)_ 802.11ac(80M)_ 5775MHz

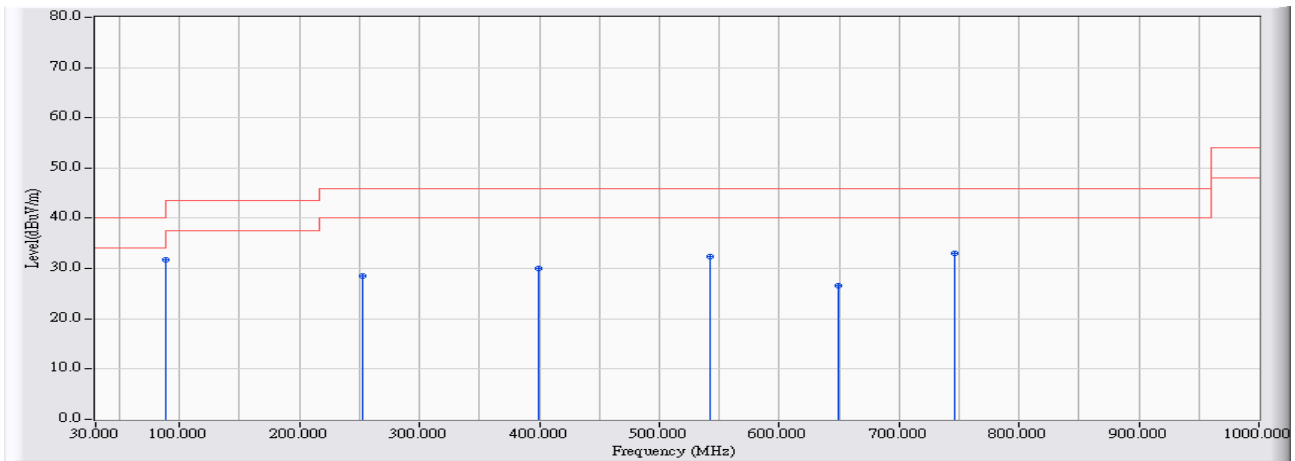


	Frequency (MHz)	Correct Factor (dB)	Reading Level (dBuV)	Measure Level (dBuV/m)	Margin (dB)	Limit (dBuV/m)	Detector Type
1	141.065	-21.658	41.659	20.001	-23.499	43.500	QUASPEAK
2	382.595	-16.503	41.654	25.151	-20.849	46.000	QUASPEAK
3	493.660	-14.139	38.118	23.979	-22.021	46.000	QUASPEAK
4	643.525	-12.797	39.806	27.010	-18.990	46.000	QUASPEAK
5	* 724.520	-10.845	38.874	28.029	-17.971	46.000	QUASPEAK
6	796.785	-10.270	38.227	27.957	-18.043	46.000	QUASPEAK

Note:

1. All Reading Levels are Quasi-Peak value.
2. “ * ”, means this data is the worst emission level.
3. Measurement Level = Reading Level + Correct Factor.

Site : CB4-H	Time : 2017/02/23
Limit : FCC_CLASS_B_03M_QP	Margin : 6
Probe : CB4-H_FCC_EFS_S2_30M-1GHz_1116 - HORIZONTAL	Power : AC 120V/60Hz
EUT : Wireless-AC2900 Dual Band Gigabit Router	Note : Mode 4: Tx_ADP: ADP-33AW_ 802.11a_5220MHz

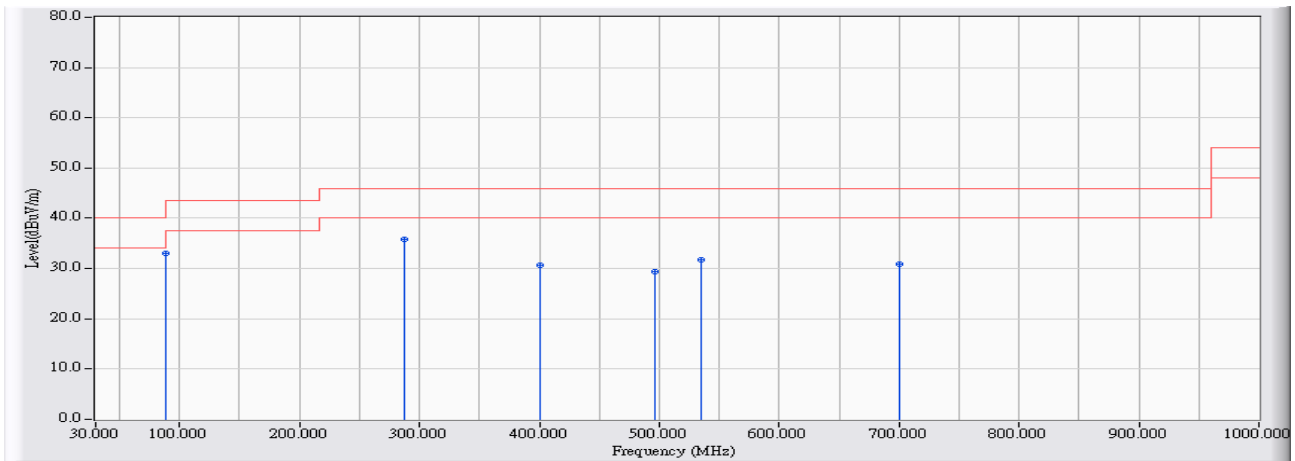


		Frequency (MHz)	Correct Factor (dB)	Reading Level (dBuV)	Measure Level (dBuV/m)	Margin (dB)	Limit (dBuV/m)	Detector Type
1	*	88.873	-25.650	57.292	31.642	-11.858	43.500	QUASIPeAK
2		252.011	-20.309	48.936	28.628	-17.372	46.000	QUASIPeAK
3		399.921	-16.019	46.044	30.026	-15.974	46.000	QUASIPeAK
4		542.206	-13.768	46.208	32.440	-13.560	46.000	QUASIPeAK
5		649.089	-13.395	39.931	26.535	-19.465	46.000	QUASIPeAK
6		746.564	-11.650	44.780	33.131	-12.869	46.000	QUASIPeAK

Note:

1. All Reading Levels are Quasi-Peak value.
2. “ * ”, means this data is the worst emission level.
3. Measurement Level = Reading Level + Correct Factor.

Site : CB4-H	Time : 2017/02/23
Limit : FCC_CLASS_B_03M_QP	Margin : 6
Probe : CB4-H_FCC_EFS_S2_30M-1GHz_1116 - VERTICAL	Power : AC 120V/60Hz
EUT : Wireless-AC2900 Dual Band Gigabit Router	Note : Mode 4: Tx_ADP: ADP-33AW_ 802.11a_5220MHz

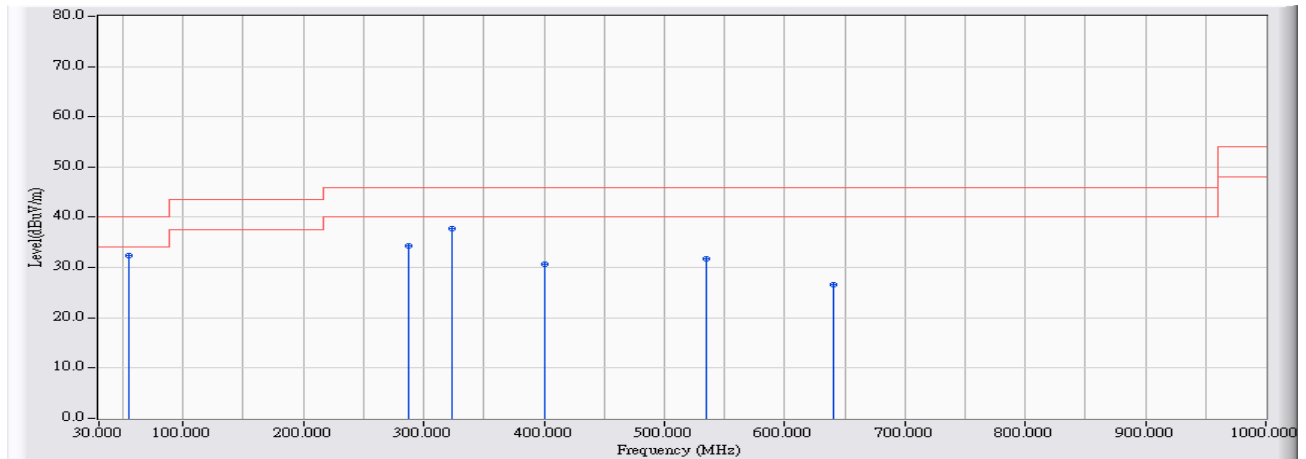


	Frequency (MHz)	Correct Factor (dB)	Reading Level (dBuV)	Measure Level (dBuV/m)	Margin (dB)	Limit (dBuV/m)	Detector Type
1	88.776	-25.664	58.786	33.122	-10.378	43.500	QUASIPeAK
2	* 287.994	-19.503	55.414	35.911	-10.089	46.000	QUASIPeAK
3	400.018	-16.015	46.651	30.636	-15.364	46.000	QUASIPeAK
4	496.717	-14.470	43.831	29.360	-16.640	46.000	QUASIPeAK
5	535.125	-14.069	45.775	31.707	-14.293	46.000	QUASIPeAK
6	700.009	-12.593	43.511	30.918	-15.082	46.000	QUASIPeAK

Note:

1. All Reading Levels are Quasi-Peak value.
2. “ * ”, means this data is the worst emission level.
3. Measurement Level = Reading Level + Correct Factor.

Site : CB4-H	Time : 2017/02/23
Limit : FCC_CLASS_B_03M_QP	Margin : 6
Probe : CB4-H_FCC_EFS_S2_30M-1GHz_1116 - HORIZONTAL	Power : AC 120V/60Hz
EUT : Wireless-AC2900 Dual Band Gigabit Router	Note : Mode 4: Tx_ADP: ADP-33AW_ 802.11ac(20M)_5220MHz

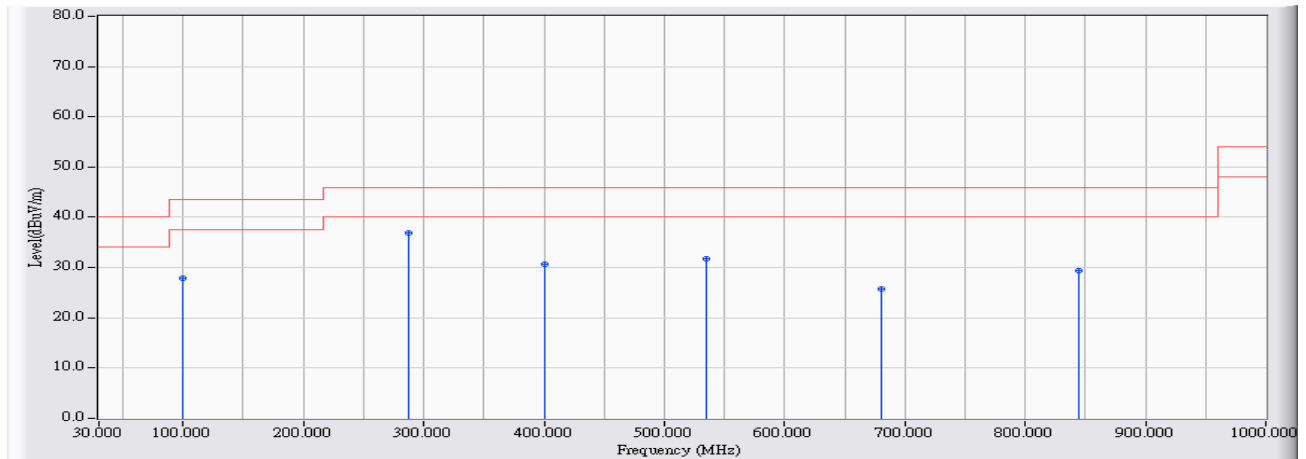


		Frequency (MHz)	Correct Factor (dB)	Reading Level (dBuV)	Measure Level (dBuV/m)	Margin (dB)	Limit (dBuV/m)	Detector Type
1	*	54.345	-26.613	59.044	32.431	-7.569	40.000	QUASPEAK
2		287.897	-19.502	53.829	34.326	-11.674	46.000	QUASPEAK
3		324.075	-18.885	56.731	37.846	-8.154	46.000	QUASPEAK
4		400.018	-16.015	46.651	30.636	-15.364	46.000	QUASPEAK
5		535.125	-14.069	45.775	31.707	-14.293	46.000	QUASPEAK
6		640.360	-13.165	39.685	26.520	-19.480	46.000	QUASPEAK

Note:

1. All Reading Levels are Quasi-Peak value.
2. “ * ”, means this data is the worst emission level.
3. Measurement Level = Reading Level + Correct Factor.

Site : CB4-H	Time : 2017/02/23
Limit : FCC_CLASS_B_03M_QP	Margin : 6
Probe : CB4-H_FCC_EFS_S2_30M-1GHz_1116 - VERTICAL	Power : AC 120V/60Hz
EUT : Wireless-AC2900 Dual Band Gigabit Router	Note : Mode 4: Tx_ADP: ADP-33AW_ 802.11ac(20M)_5220MHz

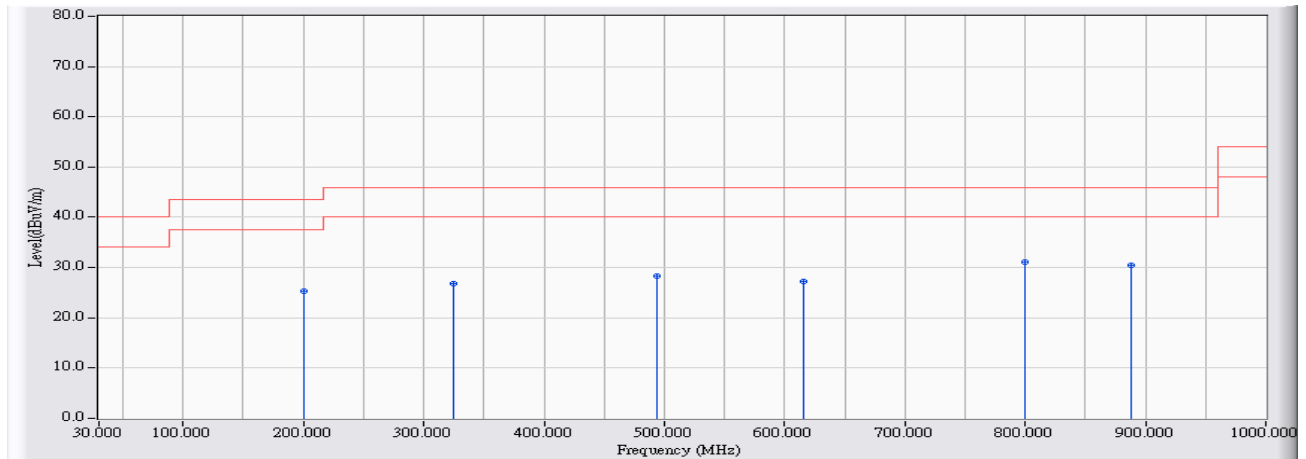


	Frequency (MHz)	Correct Factor (dB)	Reading Level (dBuV)	Measure Level (dBuV/m)	Margin (dB)	Limit (dBuV/m)	Detector Type
1	100.027	-23.401	51.335	27.934	-15.566	43.500	QUASPEAK
2	* 287.994	-19.503	56.376	36.873	-9.127	46.000	QUASPEAK
3	400.018	-16.015	46.651	30.636	-15.364	46.000	QUASPEAK
4	535.125	-14.069	45.775	31.707	-14.293	46.000	QUASPEAK
5	679.835	-11.800	37.490	25.690	-20.310	46.000	QUASPEAK
6	844.719	-9.808	39.163	29.355	-16.645	46.000	QUASPEAK

Note:

1. All Reading Levels are Quasi-Peak value.
2. “ * ”, means this data is the worst emission level.
3. Measurement Level = Reading Level + Correct Factor.

Site : CB4-H	Time : 2017/02/23
Limit : FCC_CLASS_B_03M_QP	Margin : 6
Probe : CB4-H_FCC_EFS_S2_30M-1GHz_1116 - HORIZONTAL	Power : AC 120V/60Hz
EUT : Wireless-AC2900 Dual Band Gigabit Router	Note : Mode 4: Tx_ADP: ADP-33AW_802.11ac(40M)_5190MHz

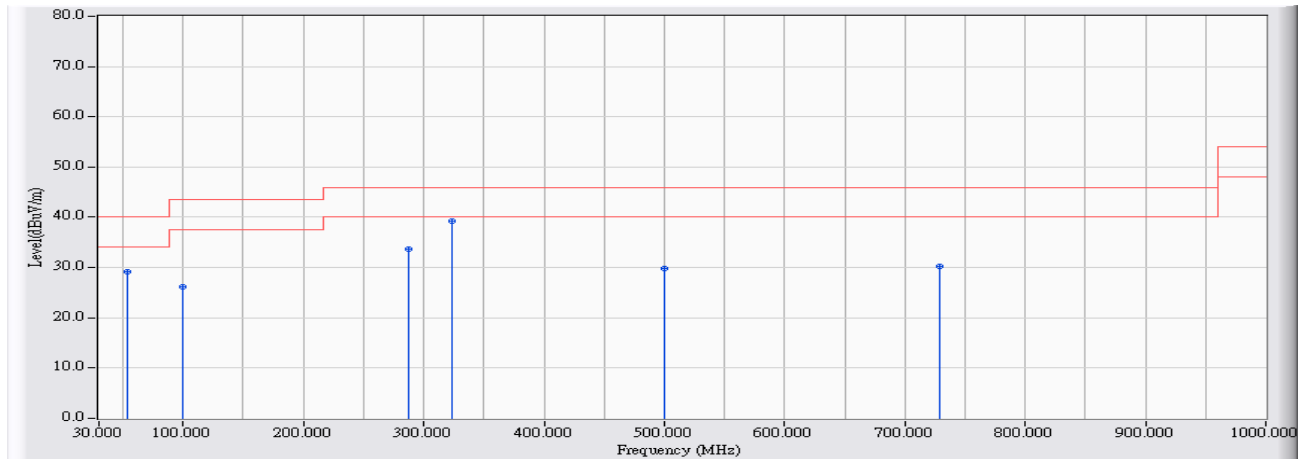


	Frequency (MHz)	Correct Factor (dB)	Reading Level (dBuV)	Measure Level (dBuV/m)	Margin (dB)	Limit (dBuV/m)	Detector Type
1	199.927	-23.336	48.729	25.392	-18.108	43.500	QUASPEAK
2	324.366	-18.868	45.573	26.706	-19.294	46.000	QUASPEAK
3	493.614	-14.511	42.803	28.292	-17.708	46.000	QUASPEAK
4	616.015	-12.424	39.625	27.201	-18.799	46.000	QUASPEAK
5	* 800.006	-10.974	42.157	31.183	-14.817	46.000	QUASPEAK
6	888.364	-8.854	39.203	30.350	-15.650	46.000	QUASPEAK

Note:

1. All Reading Levels are Quasi-Peak value.
2. “ * ”, means this data is the worst emission level.
3. Measurement Level = Reading Level + Correct Factor.

Site : CB4-H	Time : 2017/02/23
Limit : FCC_CLASS_B_03M_QP	Margin : 6
Probe : CB4-H_FCC_EFS_S2_30M-1GHz_1116 - VERTICAL	Power : AC 120V/60Hz
EUT : Wireless-AC2900 Dual Band Gigabit Router	Note : Mode 4: Tx_ADP: ADP-33AW_ 802.11ac(40M)_5190MHz

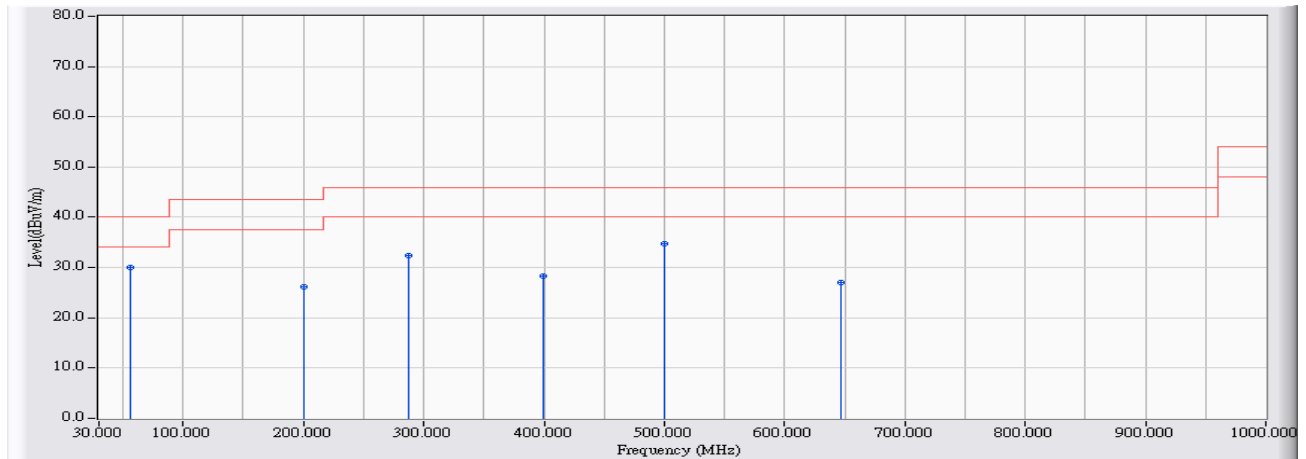


	Frequency (MHz)	Correct Factor (dB)	Reading Level (dBuV)	Measure Level (dBuV/m)	Margin (dB)	Limit (dBuV/m)	Detector Type
1	53.957	-26.504	55.716	29.212	-10.788	40.000	QUASPEAK
2	100.027	-23.401	49.461	26.060	-17.440	43.500	QUASPEAK
3	287.897	-19.502	53.174	33.671	-12.329	46.000	QUASPEAK
4	* 323.978	-18.890	58.093	39.203	-6.797	46.000	QUASPEAK
5	500.015	-14.418	44.264	29.845	-16.155	46.000	QUASPEAK
6	729.009	-11.137	41.327	30.190	-15.810	46.000	QUASPEAK

Note:

1. All Reading Levels are Quasi-Peak value.
2. “ * ”, means this data is the worst emission level.
3. Measurement Level = Reading Level + Correct Factor.

Site : CB4-H	Time : 2017/02/23
Limit : FCC_CLASS_B_03M_QP	Margin : 6
Probe : CB4-H_FCC_EFS_S2_30M-1GHz_1116 - HORIZONTAL	Power : AC 120V/60Hz
EUT : Wireless-AC2900 Dual Band Gigabit Router	Note : Mode 4: Tx_ADP: ADP-33AW_ 802.11ac(80M)_5210MHz

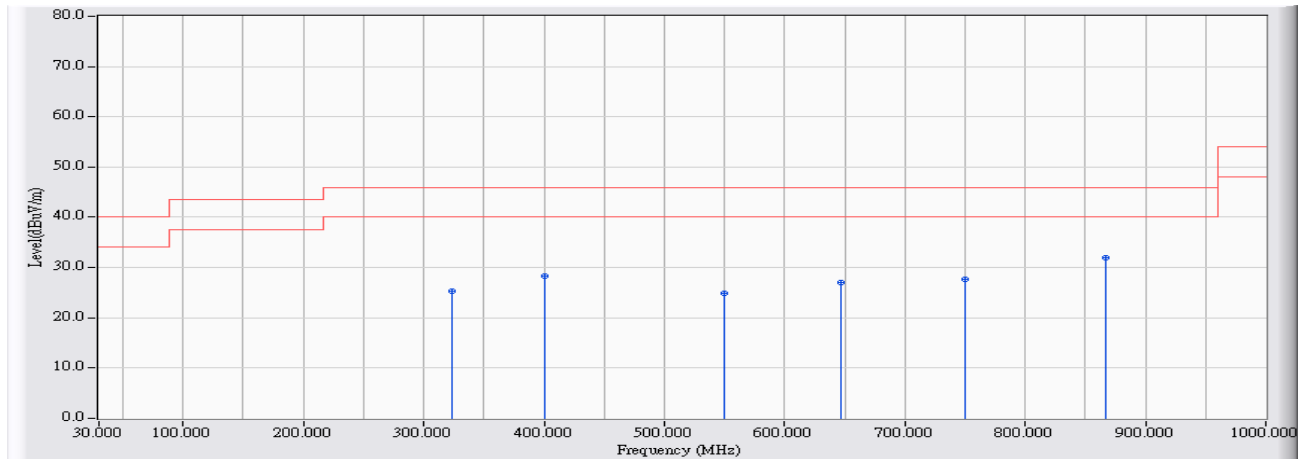


		Frequency (MHz)	Correct Factor (dB)	Reading Level (dBuV)	Measure Level (dBuV/m)	Margin (dB)	Limit (dBuV/m)	Detector Type
1	*	55.605	-26.967	56.952	29.984	-10.016	40.000	QUASPEAK
2		200.024	-23.331	49.581	26.250	-17.250	43.500	QUASPEAK
3		287.994	-19.503	51.914	32.411	-13.589	46.000	QUASPEAK
4		399.921	-16.019	44.302	28.284	-17.716	46.000	QUASPEAK
5		500.015	-14.418	49.214	34.795	-11.205	46.000	QUASPEAK
6		647.052	-13.342	40.436	27.094	-18.906	46.000	QUASPEAK

Note:

1. All Reading Levels are Quasi-Peak value.
2. “ * ”, means this data is the worst emission level.
3. Measurement Level = Reading Level + Correct Factor.

Site : CB4-H	Time : 2017/02/23
Limit : FCC_CLASS_B_03M_QP	Margin : 6
Probe : CB4-H_FCC_EFS_S2_30M-1GHz_1116 - VERTICAL	Power : AC 120V/60Hz
EUT : Wireless-AC2900 Dual Band Gigabit Router	Note : Mode 4: Tx_AD P: ADP-33AW_ 802.11ac(80M)_5210MHz

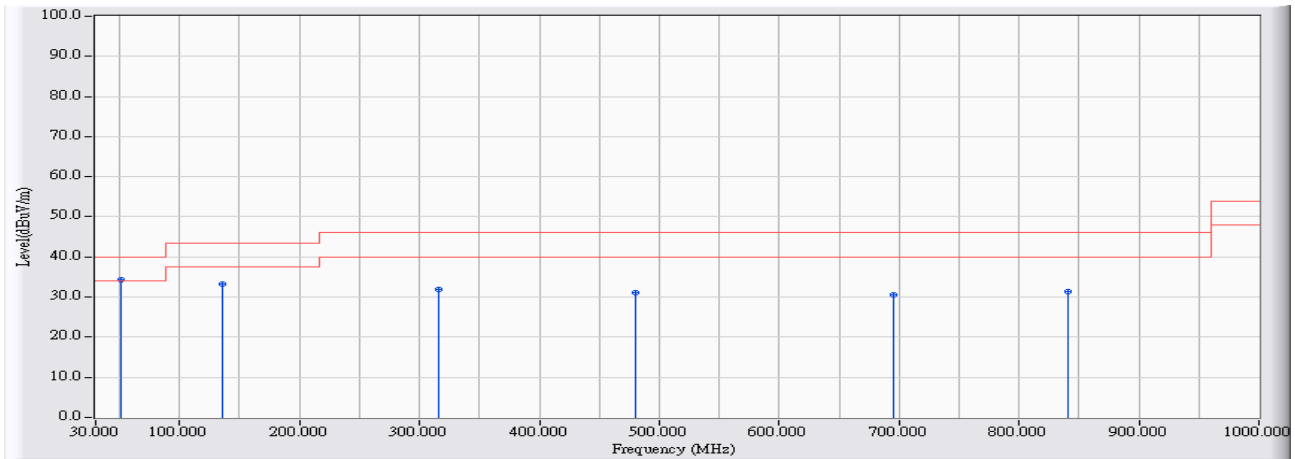


	Frequency (MHz)	Correct Factor (dB)	Reading Level (dBuV)	Measure Level (dBuV/m)	Margin (dB)	Limit (dBuV/m)	Detector Type
1	323.978	-18.890	44.265	25.375	-20.625	46.000	QUASPEAK
2	400.018	-16.015	44.294	28.279	-17.721	46.000	QUASPEAK
3	550.062	-13.603	38.461	24.858	-21.142	46.000	QUASPEAK
4	647.052	-13.342	40.436	27.094	-18.906	46.000	QUASPEAK
5	749.959	-11.873	39.440	27.567	-18.433	46.000	QUASPEAK
6	* 866.638	-10.252	42.260	32.008	-13.992	46.000	QUASPEAK

Note:

1. All Reading Levels are Quasi-Peak value.
2. “ * ”, means this data is the worst emission level.
3. Measurement Level = Reading Level + Correct Factor.

Site : CB4-H	Time : 2017/05/11
Limit : FCC_CLASS_B_03M_QP	Margin : 6
Probe : CB4-H_FCC_EFS_S2_30M-1GHz_1116 - HORIZONTAL	Power : AC 120V/60Hz
EUT : Wireless-AC2900 Dual Band Gigabit Router	Note : Mode 4: Tx_ADP: ADP-33AW_ 802.11a_5300MHz

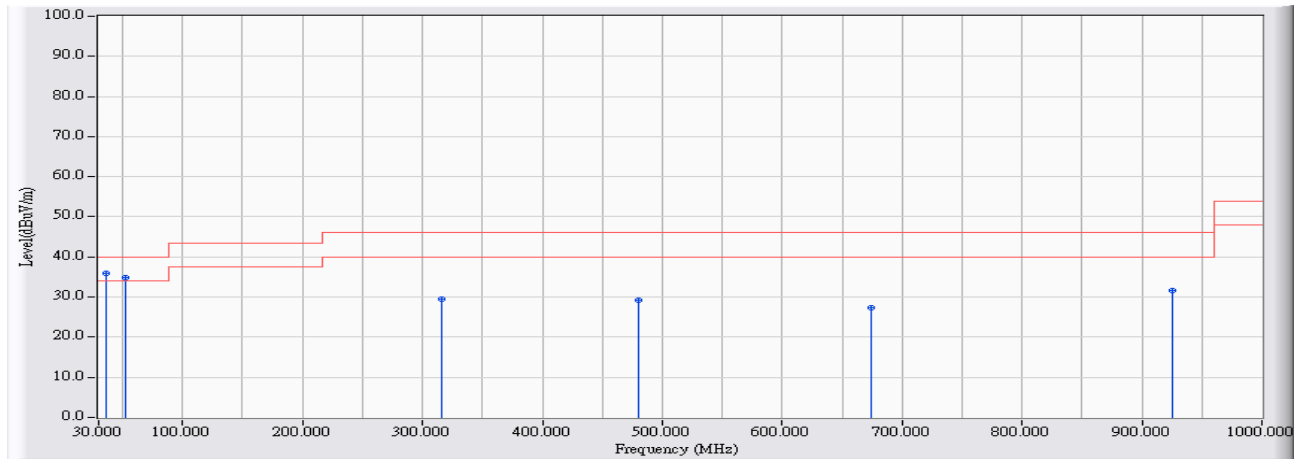


		Frequency (MHz)	Correct Factor (dB)	Reading Level (dBuV)	Measure Level (dBuV/m)	Margin (dB)	Limit (dBuV/m)	Detector Type
1	*	51.340	-25.942	60.274	34.332	-5.668	40.000	QUASPEAK
2		135.245	-21.434	54.731	33.297	-10.203	43.500	QUASPEAK
3		316.150	-19.041	50.840	31.799	-14.201	46.000	QUASPEAK
4		480.080	-14.513	45.598	31.085	-14.915	46.000	QUASPEAK
5		695.905	-11.884	42.371	30.487	-15.513	46.000	QUASPEAK
6		840.435	-9.174	40.645	31.471	-14.529	46.000	QUASPEAK

Note:

1. All Reading Levels are Quasi-Peak value.
2. “ * ”, means this data is the worst emission level.
3. Measurement Level = Reading Level + Correct Factor.

Site : CB4-H	Time : 2017/05/11
Limit : FCC_CLASS_B_03M_QP	Margin : 6
Probe : CB4-H_FCC_EFS_S2_30M-1GHz_1116 - VERTICAL	Power : AC 120V/60Hz
EUT : Wireless-AC2900 Dual Band Gigabit Router	Note : Mode 4: Tx_AD P: ADP-33AW_ 802.11a_5300MHz

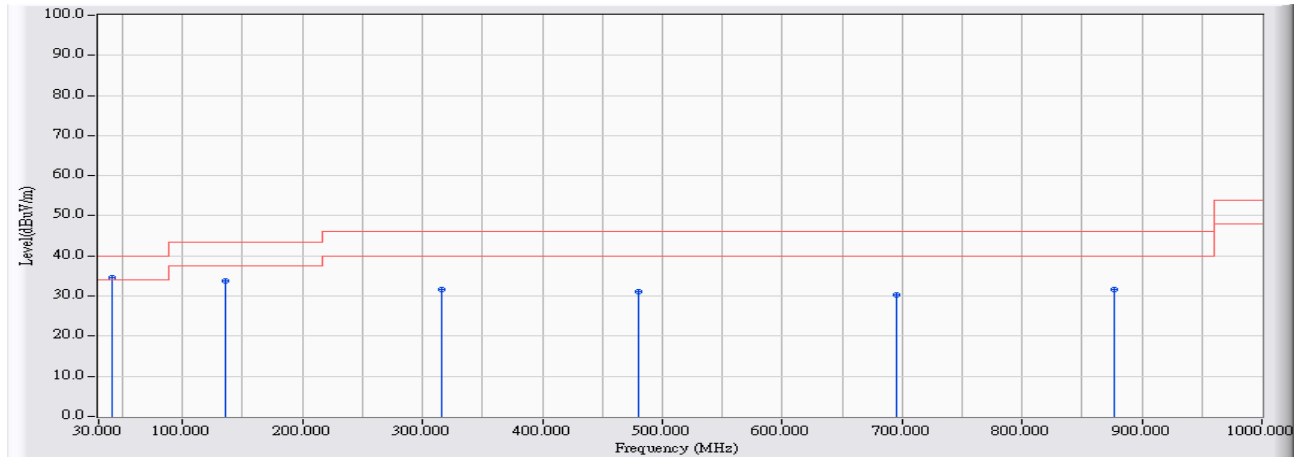


		Frequency (MHz)	Correct Factor (dB)	Reading Level (dBuV)	Measure Level (dBuV/m)	Margin (dB)	Limit (dBuV/m)	Detector Type
1	*	36.790	-16.630	52.449	35.819	-4.181	40.000	QUASPEAK
2		52.795	-26.343	61.183	34.841	-5.159	40.000	QUASPEAK
3		315.665	-19.056	48.644	29.588	-16.412	46.000	QUASPEAK
4		480.080	-14.513	43.749	29.236	-16.764	46.000	QUASPEAK
5		674.080	-11.426	38.753	27.327	-18.673	46.000	QUASPEAK
6		924.825	-8.851	40.360	31.509	-14.491	46.000	QUASPEAK

Note:

1. All Reading Levels are Quasi-Peak value.
2. “ * ”, means this data is the worst emission level.
3. Measurement Level = Reading Level + Correct Factor.

Site : CB4-H	Time : 2017/05/11
Limit : FCC_CLASS_B_03M_QP	Margin : 6
Probe : CB4-H_FCC_EFS_S2_30M-1GHz_1116 - HORIZONTAL	Power : AC 120V/60Hz
EUT : Wireless-AC2900 Dual Band Gigabit Router	Note : Mode 4: Tx_ADP: ADP-33AW_ 802.11n(20M)_5300MHz

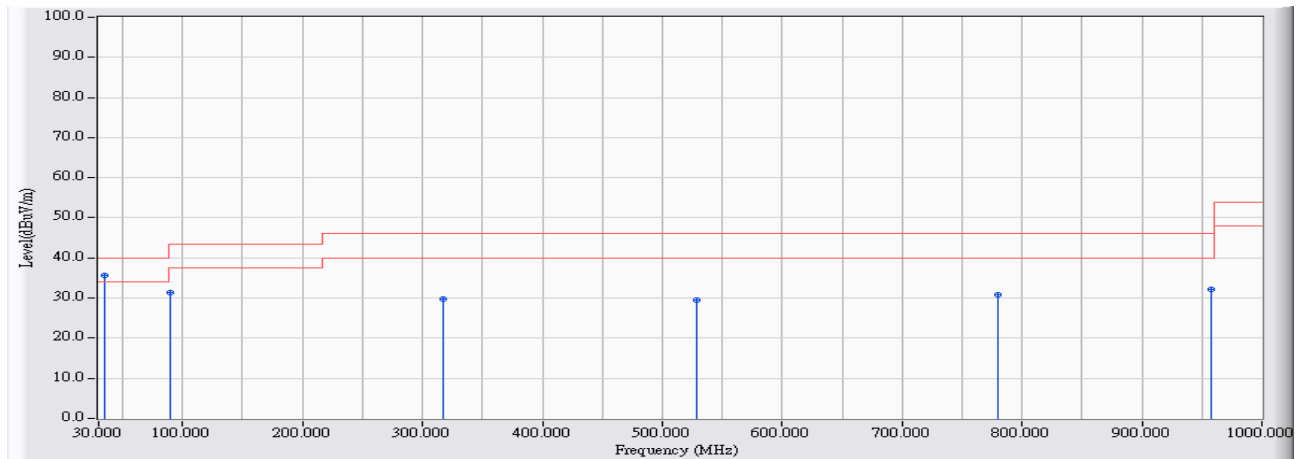


		Frequency (MHz)	Correct Factor (dB)	Reading Level (dBuV)	Measure Level (dBuV/m)	Margin (dB)	Limit (dBuV/m)	Detector Type
1	*	41.640	-18.382	52.977	34.595	-5.405	40.000	QUASPEAK
2		135.245	-21.434	55.271	33.837	-9.663	43.500	QUASPEAK
3		316.635	-19.025	50.588	31.563	-14.437	46.000	QUASPEAK
4		480.080	-14.513	45.544	31.031	-14.969	46.000	QUASPEAK
5		695.905	-11.884	42.224	30.340	-15.660	46.000	QUASPEAK
6		877.295	-8.879	40.447	31.568	-14.432	46.000	QUASPEAK

Note:

1. All Reading Levels are Quasi-Peak value.
2. “ * ”, means this data is the worst emission level.
3. Measurement Level = Reading Level + Correct Factor.

Site : CB4-H	Time : 2017/05/11
Limit : FCC_CLASS_B_03M_QP	Margin : 6
Probe : CB4-H_FCC_EFS_S2_30M-1GHz_1116 - VERTICAL	Power : AC 120V/60Hz
EUT : Wireless-AC2900 Dual Band Gigabit Router	Note : Mode 4: Tx_ADP: ADP-33AW_ 802.11n(20M)_5300MHz

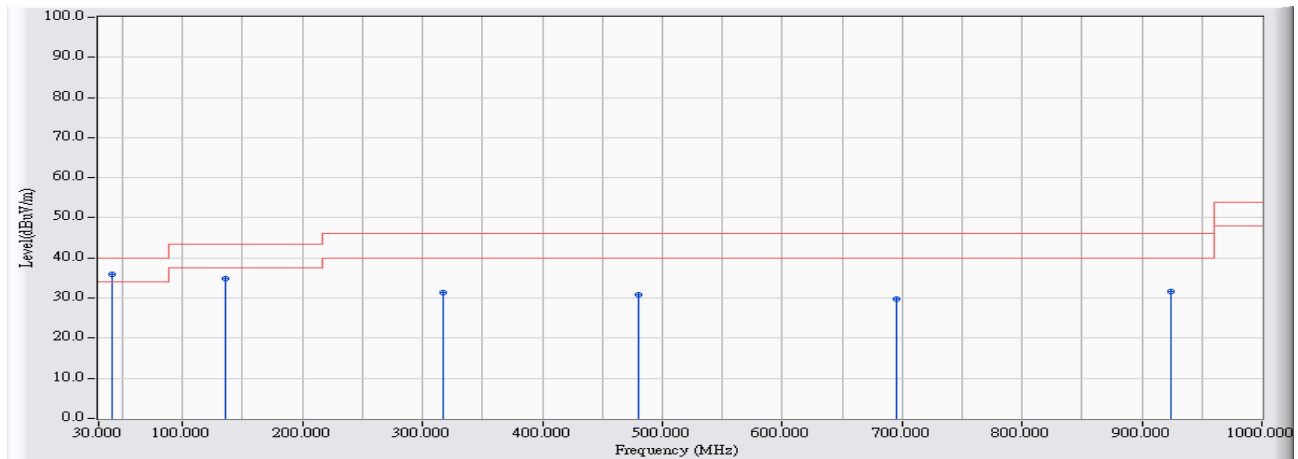


		Frequency (MHz)	Correct Factor (dB)	Reading Level (dBuV)	Measure Level (dBuV/m)	Margin (dB)	Limit (dBuV/m)	Detector Type
1	*	34.850	-16.784	52.340	35.556	-4.444	40.000	QUASPEAK
2		90.140	-25.489	56.782	31.293	-12.207	43.500	QUASPEAK
3		317.120	-19.010	48.708	29.698	-16.302	46.000	QUASPEAK
4		528.095	-13.848	43.287	29.438	-16.562	46.000	QUASPEAK
5		779.810	-9.576	40.530	30.954	-15.046	46.000	QUASPEAK
6		957.805	-7.509	39.745	32.237	-13.763	46.000	QUASPEAK

Note:

1. All Reading Levels are Quasi-Peak value.
2. “ * ”, means this data is the worst emission level.
3. Measurement Level = Reading Level + Correct Factor.

Site : CB4-H	Time : 2017/05/11
Limit : FCC_CLASS_B_03M_QP	Margin : 6
Probe : CB4-H_FCC_EFS_S2_30M-1GHz_1116 - HORIZONTAL	Power : AC 120V/60Hz
EUT : Wireless-AC2900 Dual Band Gigabit Router	Note : Mode 4: Tx_ADP: ADP-33AW_ 802.11n(40M)_5270MHz

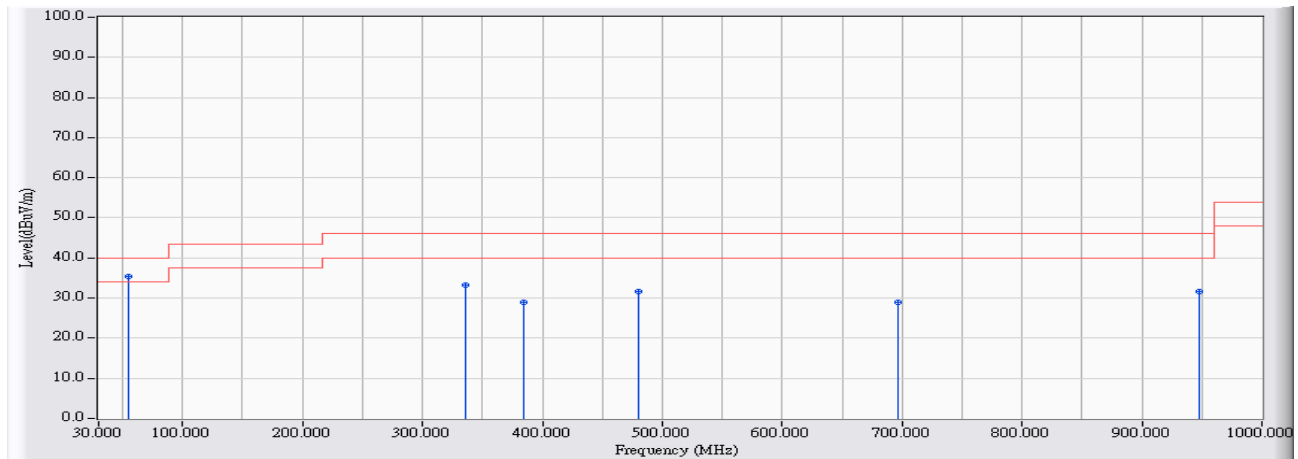


		Frequency (MHz)	Correct Factor (dB)	Reading Level (dBuV)	Measure Level (dBuV/m)	Margin (dB)	Limit (dBuV/m)	Detector Type
1	*	41.155	-17.779	53.665	35.885	-4.115	40.000	QUASPEAK
2		135.245	-21.434	56.190	34.756	-8.744	43.500	QUASPEAK
3		317.120	-19.010	50.507	31.497	-14.503	46.000	QUASPEAK
4		480.080	-14.513	45.222	30.709	-15.291	46.000	QUASPEAK
5		695.905	-11.884	41.709	29.825	-16.175	46.000	QUASPEAK
6		923.855	-8.964	40.717	31.753	-14.247	46.000	QUASPEAK

Note:

1. All Reading Levels are Quasi-Peak value.
2. “ * ”, means this data is the worst emission level.
3. Measurement Level = Reading Level + Correct Factor.

Site : CB4-H	Time : 2017/05/11
Limit : FCC_CLASS_B_03M_QP	Margin : 6
Probe : CB4-H_FCC_EFS_S2_30M-1GHz_1116 - VERTICAL	Power : AC 120V/60Hz
EUT : Wireless-AC2900 Dual Band Gigabit Router	Note : Mode 4: Tx_ADP: ADP-33AW_ 802.11n(40M)_5270MHz

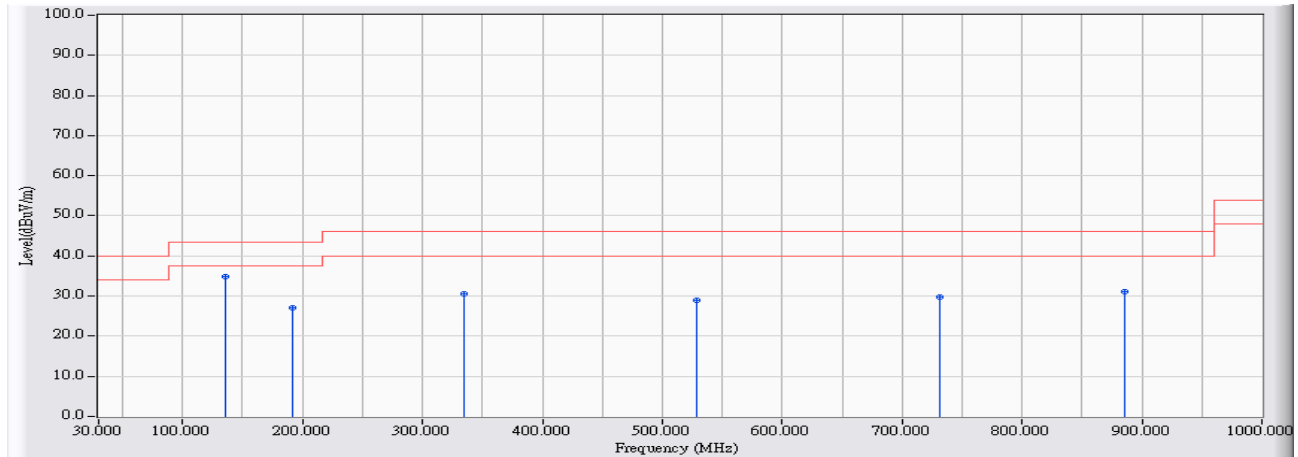


		Frequency (MHz)	Correct Factor (dB)	Reading Level (dBuV)	Measure Level (dBuV/m)	Margin (dB)	Limit (dBuV/m)	Detector Type
1	*	55.220	-27.009	62.426	35.417	-4.583	40.000	QUASPEAK
2		336.035	-17.902	51.092	33.191	-12.809	46.000	QUASPEAK
3		384.050	-16.465	45.301	28.837	-17.163	46.000	QUASPEAK
4		480.080	-14.513	46.102	31.589	-14.411	46.000	QUASPEAK
5		696.390	-11.900	40.931	29.031	-16.969	46.000	QUASPEAK
6		947.620	-7.166	38.813	31.648	-14.352	46.000	QUASPEAK

Note:

1. All Reading Levels are Quasi-Peak value.
2. “ * ”, means this data is the worst emission level.
3. Measurement Level = Reading Level + Correct Factor.

Site : CB4-H	Time : 2017/05/11
Limit : FCC_CLASS_B_03M_QP	Margin : 6
Probe : CB4-H_FCC_EFS_S2_30M-1GHz_1116 - HORIZONTAL	Power : AC 120V/60Hz
EUT : Wireless-AC2900 Dual Band Gigabit Router	Note : Mode 4: Tx_ADP: ADP-33AW_ 802.11ac(80M)_5290MHz

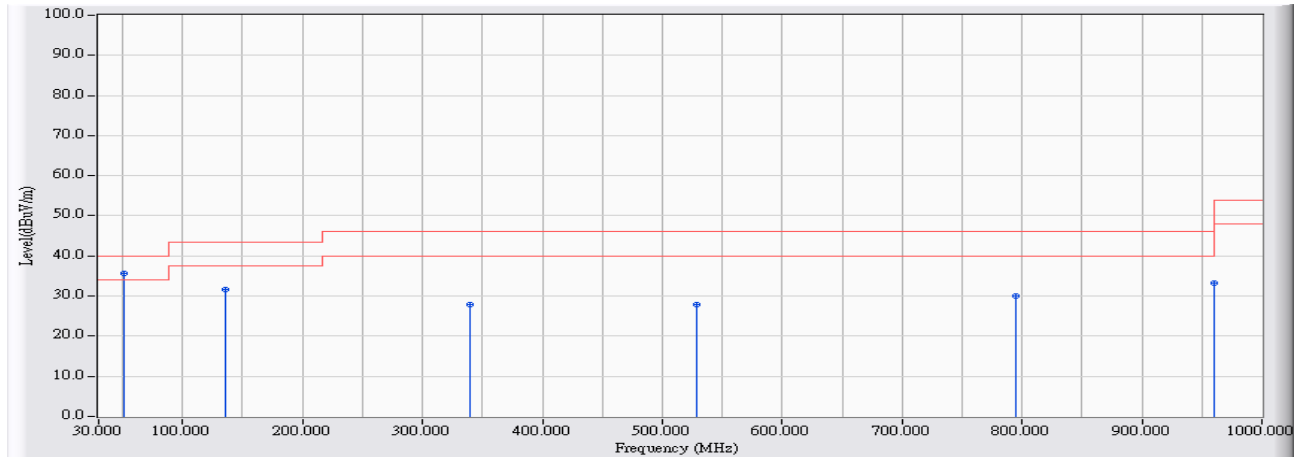


		Frequency (MHz)	Correct Factor (dB)	Reading Level (dBuV)	Measure Level (dBuV/m)	Margin (dB)	Limit (dBuV/m)	Detector Type
1	*	135.245	-21.434	56.245	34.811	-8.689	43.500	QUASPEAK
2		191.990	-23.520	50.559	27.038	-16.462	43.500	QUASPEAK
3		335.065	-17.966	48.511	30.545	-15.455	46.000	QUASPEAK
4		528.095	-13.848	42.848	28.999	-17.001	46.000	QUASPEAK
5		731.795	-10.559	40.359	29.800	-16.200	46.000	QUASPEAK
6		885.540	-8.457	39.508	31.051	-14.949	46.000	QUASPEAK

Note:

1. All Reading Levels are Quasi-Peak value.
2. “ * ”, means this data is the worst emission level.
3. Measurement Level = Reading Level + Correct Factor.

Site : CB4-H	Time : 2017/05/11
Limit : FCC_CLASS_B_03M_QP	Margin : 6
Probe : CB4-H_FCC_EFS_S2_30M-1GHz_1116 - VERTICAL	Power : AC 120V/60Hz
EUT : Wireless-AC2900 Dual Band Gigabit Router	Note : Mode 4: Tx_ADP: ADP-33AW_ 802.11ac(80M)_5290MHz

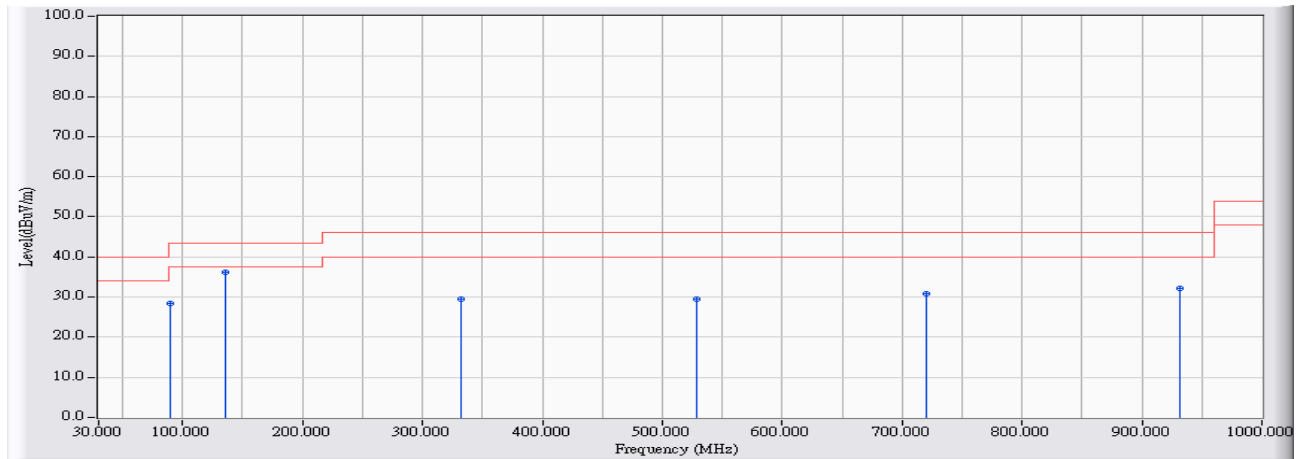


		Frequency (MHz)	Correct Factor (dB)	Reading Level (dBuV)	Measure Level (dBuV/m)	Margin (dB)	Limit (dBuV/m)	Detector Type
1	*	51.340	-25.942	61.650	35.708	-4.292	40.000	QUASPEAK
2		135.245	-21.434	53.111	31.677	-11.823	43.500	QUASPEAK
3		339.430	-17.675	45.601	27.926	-18.074	46.000	QUASPEAK
4		528.095	-13.848	41.610	27.761	-18.239	46.000	QUASPEAK
5		794.360	-10.117	40.180	30.063	-15.937	46.000	QUASPEAK
6		960.715	-7.686	40.841	33.155	-20.845	54.000	QUASPEAK

Note:

1. All Reading Levels are Quasi-Peak value.
2. “ * ”, means this data is the worst emission level.
3. Measurement Level = Reading Level + Correct Factor.

Site : CB4-H	Time : 2017/05/11
Limit : FCC_CLASS_B_03M_QP	Margin : 6
Probe : CB4-H_FCC_EFS_S2_30M-1GHz_1116 - HORIZONTAL	Power : AC 120V/60Hz
EUT : Wireless-AC2900 Dual Band Gigabit Router	Note : Mode 4: Tx_AD P: ADP-33AW_ 802.11a_5580MHz

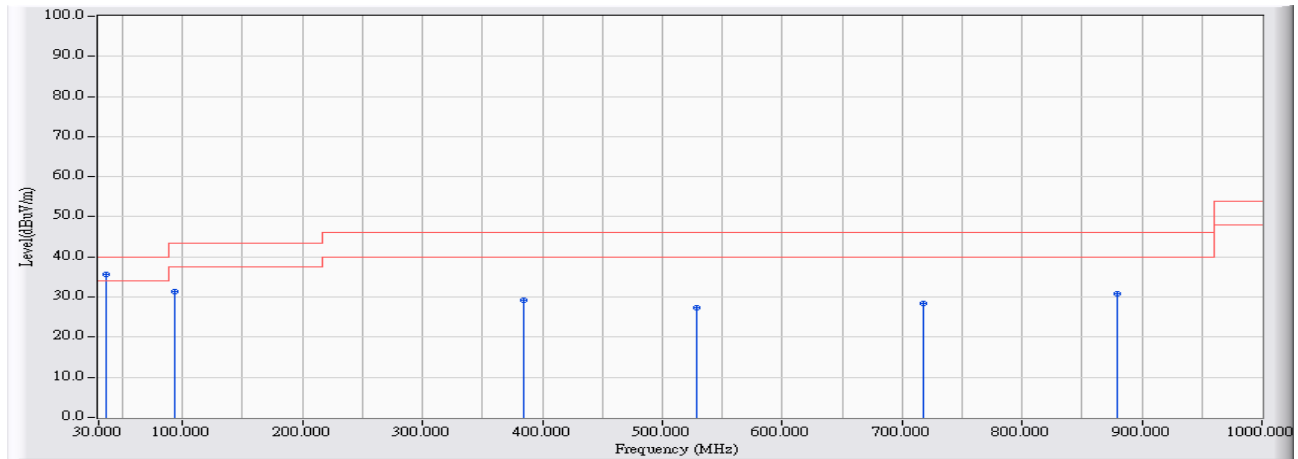


	Frequency (MHz)	Correct Factor (dB)	Reading Level (dBuV)	Measure Level (dBuV/m)	Margin (dB)	Limit (dBuV/m)	Detector Type
1	90.140	-25.489	53.854	28.365	-15.135	43.500	QUASPEAK
2	* 135.245	-21.434	57.759	36.325	-7.175	43.500	QUASPEAK
3	331.670	-18.192	47.669	29.477	-16.523	46.000	QUASPEAK
4	528.095	-13.848	43.360	29.511	-16.489	46.000	QUASPEAK
5	720.155	-11.089	41.860	30.771	-15.229	46.000	QUASPEAK
6	931.615	-8.087	40.382	32.295	-13.705	46.000	QUASPEAK

Note:

1. All Reading Levels are Quasi-Peak value.
2. “ * ”, means this data is the worst emission level.
3. Measurement Level = Reading Level + Correct Factor.

Site : CB4-H	Time : 2017/05/11
Limit : FCC_CLASS_B_03M_QP	Margin : 6
Probe : CB4-H_FCC_EFS_S2_30M-1GHz_1116 - VERTICAL	Power : AC 120V/60Hz
EUT : Wireless-AC2900 Dual Band Gigabit Router	Note : Mode 4: Tx_AD P: ADP-33AW_ 802.11a_5580MHz

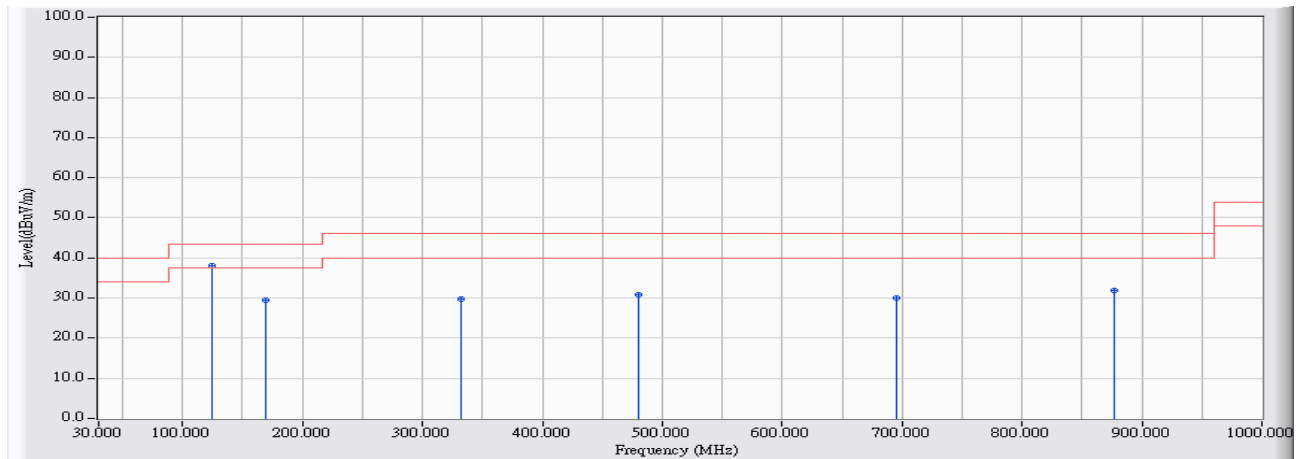


		Frequency (MHz)	Correct Factor (dB)	Reading Level (dBuV)	Measure Level (dBuV/m)	Margin (dB)	Limit (dBuV/m)	Detector Type
1	*	36.790	-16.630	52.406	35.776	-4.224	40.000	QUASPEAK
2		94.020	-24.658	56.081	31.423	-12.077	43.500	QUASPEAK
3		384.050	-16.465	45.776	29.312	-16.688	46.000	QUASPEAK
4		528.095	-13.848	41.265	27.416	-18.584	46.000	QUASPEAK
5		717.730	-11.277	39.641	28.363	-17.637	46.000	QUASPEAK
6		879.235	-8.710	39.414	30.705	-15.295	46.000	QUASPEAK

Note:

1. All Reading Levels are Quasi-Peak value.
2. “ * ”, means this data is the worst emission level.
3. Measurement Level = Reading Level + Correct Factor.

Site : CB4-H	Time : 2017/05/11
Limit : FCC_CLASS_B_03M_QP	Margin : 6
Probe : CB4-H_FCC_EFS_S2_30M-1GHz_1116 - HORIZONTAL	Power : AC 120V/60Hz
EUT : Wireless-AC2900 Dual Band Gigabit Router	Note : Mode 4: Tx_ADP: ADP-33AW_802.11n(20M)_5580MHz

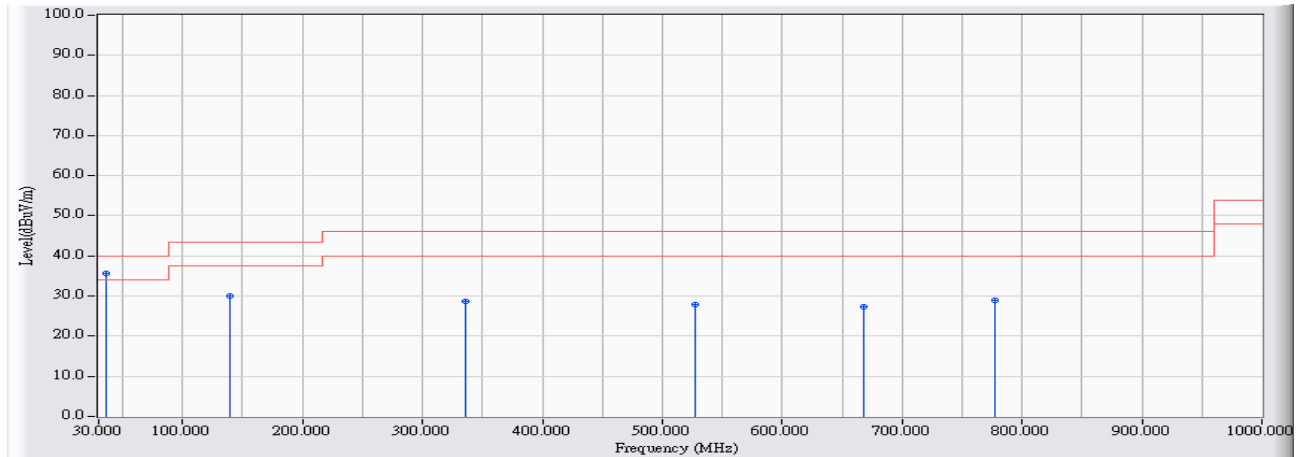


		Frequency (MHz)	Correct Factor (dB)	Reading Level (dBuV)	Measure Level (dBuV/m)	Margin (dB)	Limit (dBuV/m)	Detector Type
1	*	125.060	-21.198	59.215	38.017	-5.483	43.500	QUASPEAK
2		169.680	-23.414	52.786	29.372	-14.128	43.500	QUASPEAK
3		332.640	-18.128	47.985	29.857	-16.143	46.000	QUASPEAK
4		480.080	-14.513	45.308	30.795	-15.205	46.000	QUASPEAK
5		695.905	-11.884	41.779	29.895	-16.105	46.000	QUASPEAK
6		876.810	-8.922	40.883	31.961	-14.039	46.000	QUASPEAK

Note:

1. All Reading Levels are Quasi-Peak value.
2. “ * ”, means this data is the worst emission level.
3. Measurement Level = Reading Level + Correct Factor.

Site : CB4-H	Time : 2017/05/11
Limit : FCC_CLASS_B_03M_QP	Margin : 6
Probe : CB4-H_FCC_EFS_S2_30M-1GHz_1116 - VERTICAL	Power : AC 120V/60Hz
EUT : Wireless-AC2900 Dual Band Gigabit Router	Note : Mode 4: Tx_AD P: ADP-33AW_ 802.11n(20M)_5580MHz

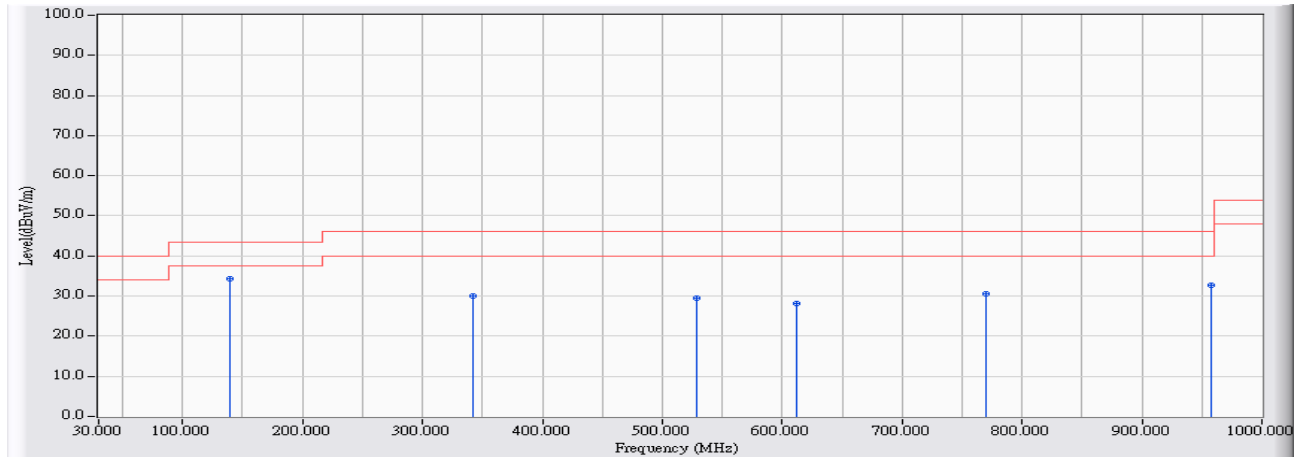


		Frequency (MHz)	Correct Factor (dB)	Reading Level (dBuV)	Measure Level (dBuV/m)	Margin (dB)	Limit (dBuV/m)	Detector Type
1	*	36.790	-16.630	52.341	35.711	-4.289	40.000	QUASPEAK
2		139.125	-21.564	51.470	29.906	-13.594	43.500	QUASPEAK
3		336.035	-17.902	46.512	28.611	-17.389	46.000	QUASPEAK
4		527.610	-13.831	41.846	28.015	-17.985	46.000	QUASPEAK
5		667.775	-11.658	39.074	27.415	-18.585	46.000	QUASPEAK
6		776.900	-9.835	38.839	29.004	-16.996	46.000	QUASPEAK

Note:

1. All Reading Levels are Quasi-Peak value.
2. “ * ”, means this data is the worst emission level.
3. Measurement Level = Reading Level + Correct Factor.

Site : CB4-H	Time : 2017/05/11
Limit : FCC_CLASS_B_03M_QP	Margin : 6
Probe : CB4-H_FCC_EFS_S2_30M-1GHz_1116 - HORIZONTAL	Power : AC 120V/60Hz
EUT : Wireless-AC2900 Dual Band Gigabit Router	Note : Mode 4: Tx_ADP: ADP-33AW_ 802.11n(40M)_5550MHz

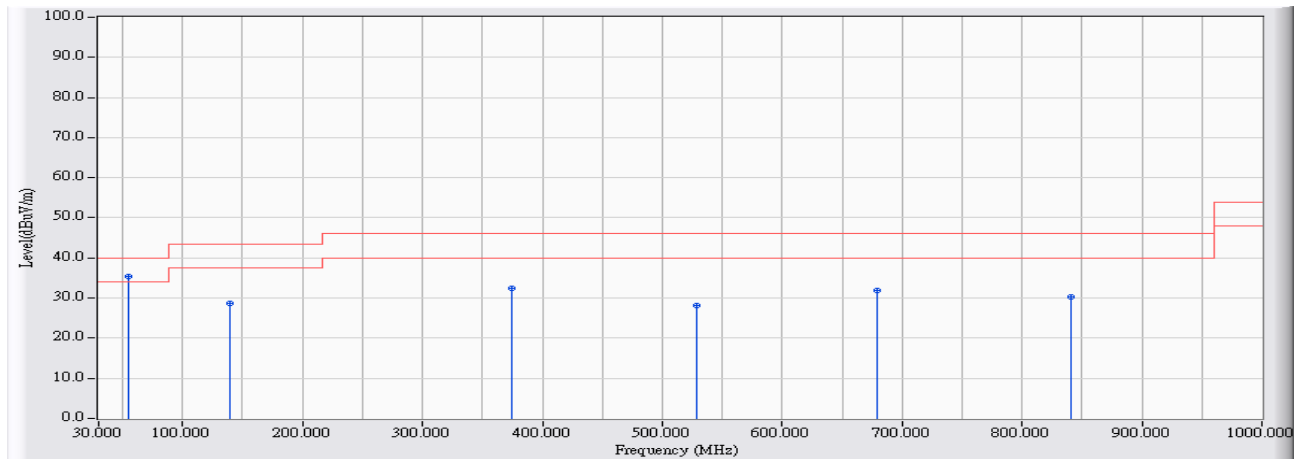


		Frequency (MHz)	Correct Factor (dB)	Reading Level (dBuV)	Measure Level (dBuV/m)	Margin (dB)	Limit (dBuV/m)	Detector Type
1	*	139.125	-21.564	55.892	34.328	-9.172	43.500	QUASPEAK
2		341.855	-17.576	47.540	29.964	-16.036	46.000	QUASPEAK
3		528.095	-13.848	43.472	29.623	-16.377	46.000	QUASPEAK
4		612.000	-12.152	40.306	28.154	-17.846	46.000	QUASPEAK
5		769.625	-10.471	40.918	30.447	-15.553	46.000	QUASPEAK
6		958.290	-7.533	40.244	32.712	-13.288	46.000	QUASPEAK

Note:

1. All Reading Levels are Quasi-Peak value.
2. “ * ”, means this data is the worst emission level.
3. Measurement Level = Reading Level + Correct Factor.

Site : CB4-H	Time : 2017/05/11
Limit : FCC_CLASS_B_03M_QP	Margin : 6
Probe : CB4-H_FCC_EFS_S2_30M-1GHz_1116 - VERTICAL	Power : AC 120V/60Hz
EUT : Wireless-AC2900 Dual Band Gigabit Router	Note : Mode 4: Tx_AD P: ADP-33AW_ 802.11n(40M)_5550MHz

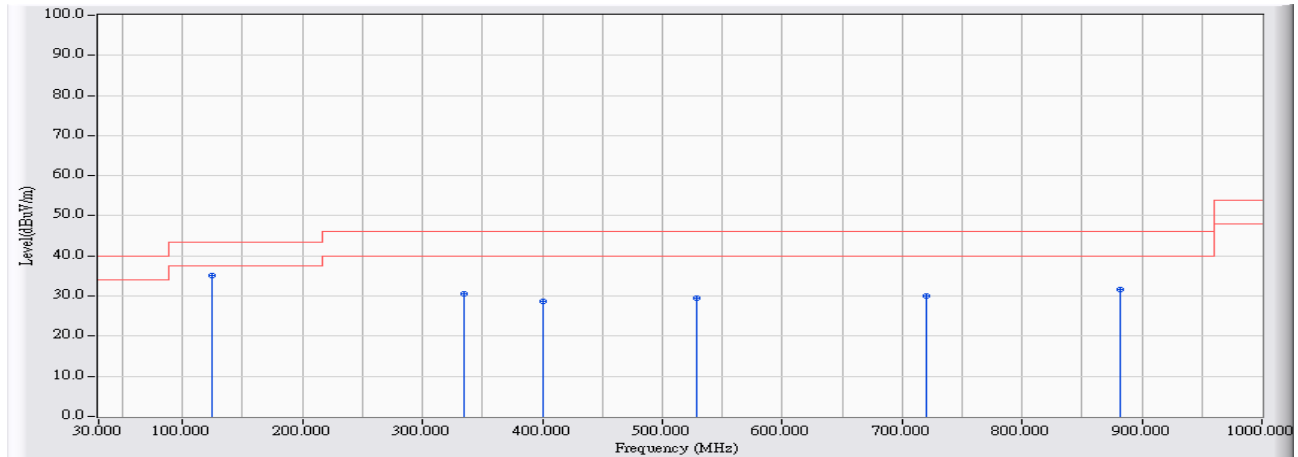


		Frequency (MHz)	Correct Factor (dB)	Reading Level (dBuV)	Measure Level (dBuV/m)	Margin (dB)	Limit (dBuV/m)	Detector Type
1	*	55.220	-27.009	62.482	35.473	-4.527	40.000	QUASPEAK
2		139.610	-21.579	50.329	28.749	-14.751	43.500	QUASPEAK
3		374.835	-16.963	49.489	32.527	-13.473	46.000	QUASPEAK
4		528.095	-13.848	42.054	28.205	-17.795	46.000	QUASPEAK
5		679.415	-11.342	43.303	31.962	-14.038	46.000	QUASPEAK
6		840.920	-9.181	39.567	30.387	-15.613	46.000	QUASPEAK

Note:

1. All Reading Levels are Quasi-Peak value.
2. “ * ”, means this data is the worst emission level.
3. Measurement Level = Reading Level + Correct Factor.

Site : CB4-H	Time : 2017/05/11
Limit : FCC_CLASS_B_03M_QP	Margin : 6
Probe : CB4-H_FCC_EFS_S2_30M-1GHz_1116 - HORIZONTAL	Power : AC 120V/60Hz
EUT : Wireless-AC2900 Dual Band Gigabit Router	Note : Mode 4: Tx_ADP: ADP-33AW_ 802.11ac(80M)_5530MHz

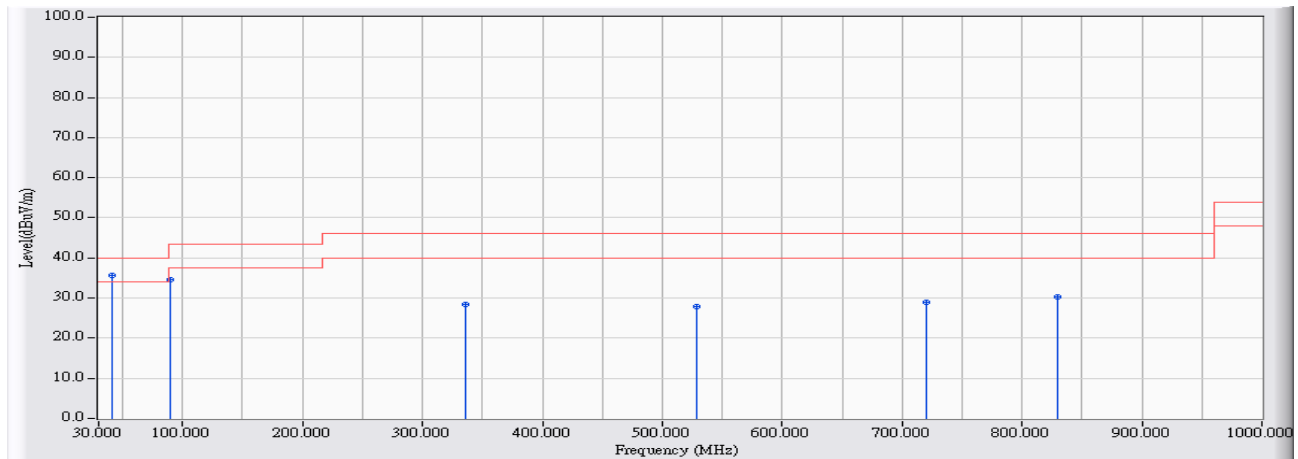


		Frequency (MHz)	Correct Factor (dB)	Reading Level (dBuV)	Measure Level (dBuV/m)	Margin (dB)	Limit (dBuV/m)	Detector Type
1	*	125.060	-21.198	56.368	35.170	-8.330	43.500	QUASPEAK
2		334.580	-17.999	48.428	30.429	-15.571	46.000	QUASPEAK
3		400.540	-15.726	44.540	28.814	-17.186	46.000	QUASPEAK
4		528.095	-13.848	43.339	29.490	-16.510	46.000	QUASPEAK
5		720.155	-11.089	41.108	30.019	-15.981	46.000	QUASPEAK
6		881.660	-8.584	40.332	31.749	-14.251	46.000	QUASPEAK

Note:

1. All Reading Levels are Quasi-Peak value.
2. “ * ”, means this data is the worst emission level.
3. Measurement Level = Reading Level + Correct Factor.

Site : CB4-H	Time : 2017/05/11
Limit : FCC_CLASS_B_03M_QP	Margin : 6
Probe : CB4-H_FCC_EFS_S2_30M-1GHz_1116 - VERTICAL	Power : AC 120V/60Hz
EUT : Wireless-AC2900 Dual Band Gigabit Router	Note : Mode 4: Tx_ADP: ADP-33AW_ 802.11ac(80M)_5530MHz

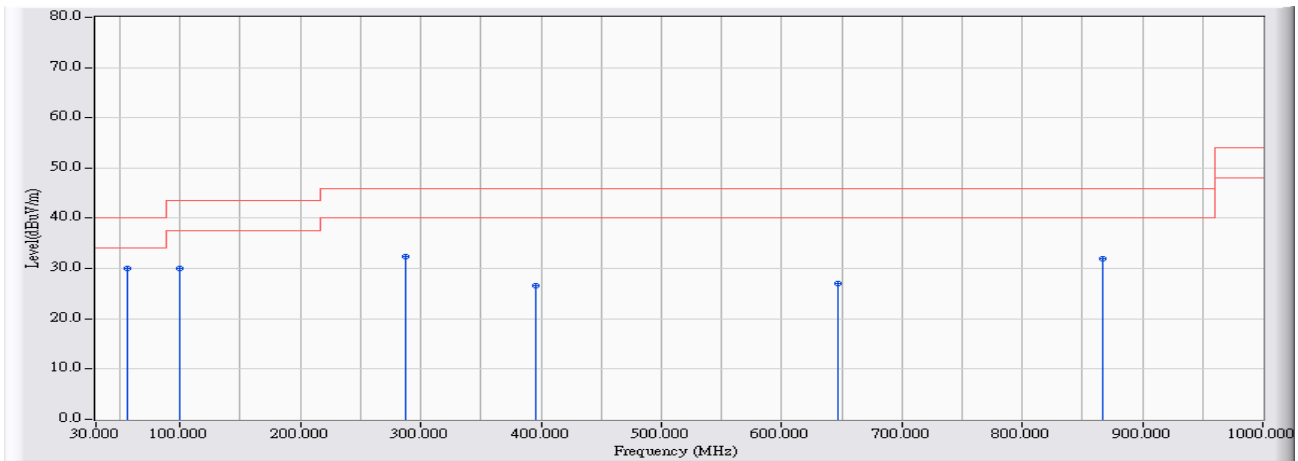


		Frequency (MHz)	Correct Factor (dB)	Reading Level (dBuV)	Measure Level (dBuV/m)	Margin (dB)	Limit (dBuV/m)	Detector Type
1	*	41.155	-17.779	53.500	35.720	-4.280	40.000	QUASPEAK
2		90.140	-25.489	60.073	34.584	-8.916	43.500	QUASPEAK
3		336.035	-17.902	46.346	28.445	-17.555	46.000	QUASPEAK
4		528.095	-13.848	41.679	27.830	-18.170	46.000	QUASPEAK
5		720.155	-11.089	40.068	28.979	-17.021	46.000	QUASPEAK
6		829.765	-9.680	39.976	30.297	-15.703	46.000	QUASPEAK

Note:

1. All Reading Levels are Quasi-Peak value.
2. “ * ”, means this data is the worst emission level.
3. Measurement Level = Reading Level + Correct Factor.

Site : CB4-H	Time : 2017/02/23
Limit : FCC_CLASS_B_03M_QP	Margin : 6
Probe : CB4-H_FCC_EFS_S2_30M-1GHz_1116 - HORIZONTAL	Power : AC 120V/60Hz
EUT : Wireless-AC2900 Dual Band Gigabit Router	Note : Mode 4: Tx_ADP: ADP-33AW_ 802.11a_5785MHz

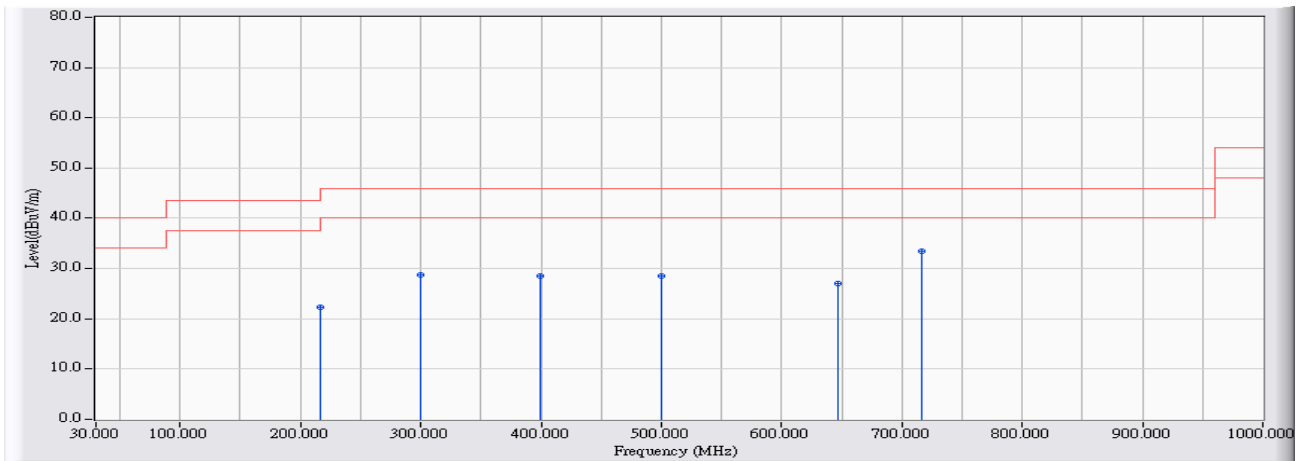


		Frequency (MHz)	Correct Factor (dB)	Reading Level (dBuV)	Measure Level (dBuV/m)	Margin (dB)	Limit (dBuV/m)	Detector Type
1	*	55.605	-26.967	56.952	29.984	-10.016	40.000	QUASPEAK
2		100.027	-23.401	53.374	29.973	-13.527	43.500	QUASPEAK
3		287.994	-19.503	51.914	32.411	-13.589	46.000	QUASPEAK
4		395.944	-16.245	42.859	26.615	-19.385	46.000	QUASPEAK
5		647.052	-13.342	40.436	27.094	-18.906	46.000	QUASPEAK
6		866.638	-10.252	42.260	32.008	-13.992	46.000	QUASPEAK

Note:

1. All Reading Levels are Quasi-Peak value.
2. “ * ”, means this data is the worst emission level.
3. Measurement Level = Reading Level + Correct Factor.

Site : CB4-H	Time : 2017/02/23
Limit : FCC_CLASS_B_03M_QP	Margin : 6
Probe : CB4-H_FCC_EFS_S2_30M-1GHz_1116 - VERTICAL	Power : AC 120V/60Hz
EUT : Wireless-AC2900 Dual Band Gigabit Router	Note : Mode 4: Tx_ADP: ADP-33AW_ 802.11a_5785MHz

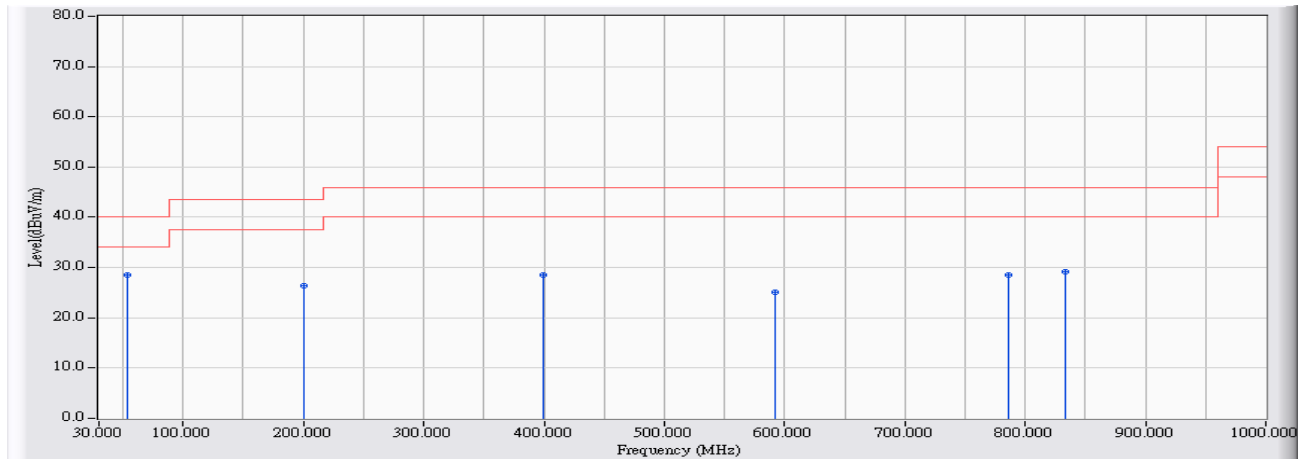


	Frequency (MHz)	Correct Factor (dB)	Reading Level (dBuV)	Measure Level (dBuV/m)	Margin (dB)	Limit (dBuV/m)	Detector Type
1	215.930	-22.352	44.552	22.201	-21.299	43.500	QUASPEAK
2	299.924	-19.598	48.424	28.827	-17.173	46.000	QUASPEAK
3	399.921	-16.019	44.579	28.561	-17.439	46.000	QUASPEAK
4	500.112	-14.416	42.982	28.566	-17.434	46.000	QUASPEAK
5	647.052	-13.342	40.436	27.094	-18.906	46.000	QUASPEAK
6	* 715.915	-11.860	45.255	33.395	-12.605	46.000	QUASPEAK

Note:

1. All Reading Levels are Quasi-Peak value.
2. “ * ”, means this data is the worst emission level.
3. Measurement Level = Reading Level + Correct Factor.

Site : CB4-H	Time : 2017/02/23
Limit : FCC_CLASS_B_03M_QP	Margin : 6
Probe : CB4-H_FCC_EFS_S2_30M-1GHz_1116 - HORIZONTAL	Power : AC 120V/60Hz
EUT : Wireless-AC2900 Dual Band Gigabit Router	Note : Mode 4: Tx_ADP: ADP-33AW_ 802.11ac(20M)_5785MHz

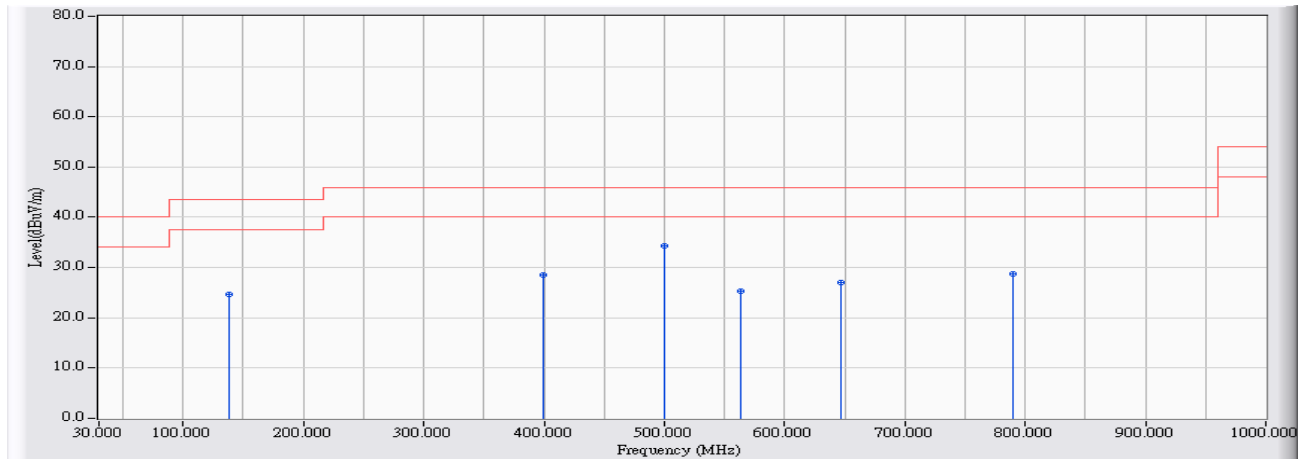


		Frequency (MHz)	Correct Factor (dB)	Reading Level (dBuV)	Measure Level (dBuV/m)	Margin (dB)	Limit (dBuV/m)	Detector Type
1	*	53.957	-26.504	55.099	28.595	-11.405	40.000	QUASPEAK
2		199.927	-23.336	49.678	26.341	-17.159	43.500	QUASPEAK
3		399.921	-16.019	44.579	28.561	-17.439	46.000	QUASPEAK
4		591.671	-13.574	38.603	25.029	-20.971	46.000	QUASPEAK
5		785.651	-10.247	38.762	28.515	-17.485	46.000	QUASPEAK
6		833.371	-10.014	39.185	29.171	-16.829	46.000	QUASPEAK

Note:

1. All Reading Levels are Quasi-Peak value.
2. “ * ”, means this data is the worst emission level.
3. Measurement Level = Reading Level + Correct Factor.

Site : CB4-H	Time : 2017/02/23
Limit : FCC_CLASS_B_03M_QP	Margin : 6
Probe : CB4-H_FCC_EFS_S2_30M-1GHz_1116 - VERTICAL	Power : AC 120V/60Hz
EUT : Wireless-AC2900 Dual Band Gigabit Router	Note : Mode 4: Tx_ADP: ADP-33AW_ 802.11ac(20M)_5785MHz

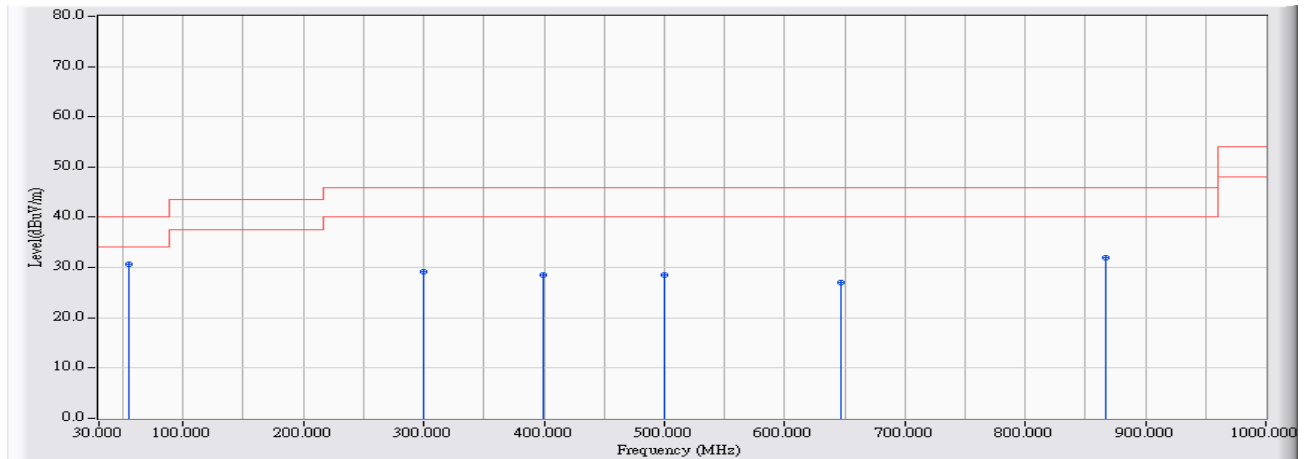


	Frequency (MHz)	Correct Factor (dB)	Reading Level (dBuV)	Measure Level (dBuV/m)	Margin (dB)	Limit (dBuV/m)	Detector Type
1	137.950	-21.558	46.268	24.710	-18.790	43.500	QUASPEAK
2	399.921	-16.019	44.579	28.561	-17.439	46.000	QUASPEAK
3	* 499.918	-14.422	48.748	34.326	-11.674	46.000	QUASPEAK
4	563.641	-13.417	38.673	25.256	-20.744	46.000	QUASPEAK
5	647.052	-13.342	40.436	27.094	-18.906	46.000	QUASPEAK
6	790.307	-10.405	39.053	28.648	-17.352	46.000	QUASPEAK

Note:

1. All Reading Levels are Quasi-Peak value.
2. “ * ”, means this data is the worst emission level.
3. Measurement Level = Reading Level + Correct Factor.

Site : CB4-H	Time : 2017/02/23
Limit : FCC_CLASS_B_03M_QP	Margin : 6
Probe : CB4-H_FCC_EFS_S2_30M-1GHz_1116 - HORIZONTAL	Power : AC 120V/60Hz
EUT : Wireless-AC2900 Dual Band Gigabit Router	Note : Mode 4: Tx_ADP: ADP-33AW_802.11ac(40M)_5755MHz

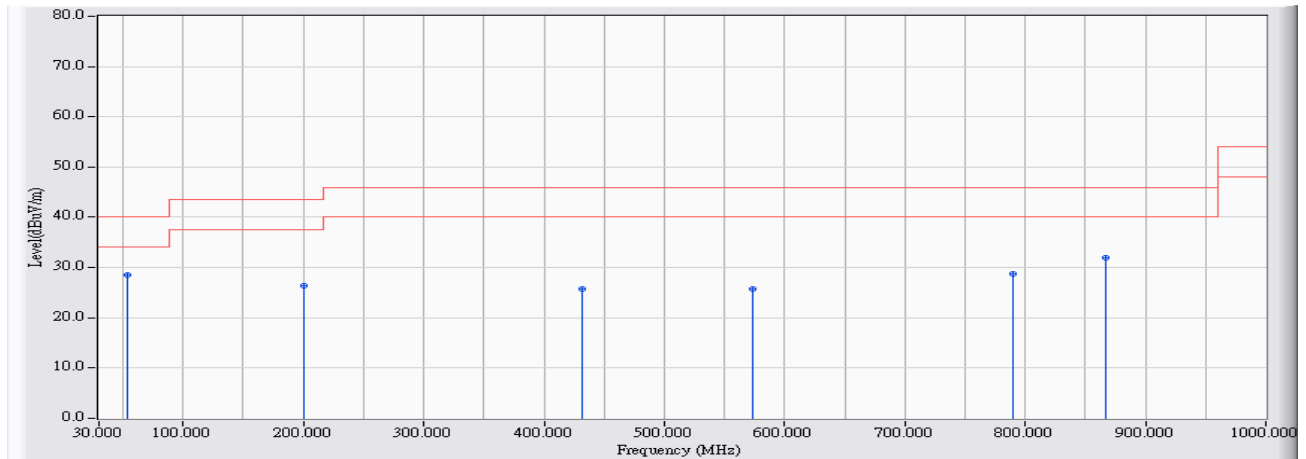


		Frequency (MHz)	Correct Factor (dB)	Reading Level (dBuV)	Measure Level (dBuV/m)	Margin (dB)	Limit (dBuV/m)	Detector Type
1	*	54.830	-26.750	57.488	30.738	-9.262	40.000	QUASPEAK
2		300.021	-19.597	48.685	29.088	-16.912	46.000	QUASPEAK
3		399.921	-16.019	44.579	28.561	-17.439	46.000	QUASPEAK
4		500.112	-14.416	42.982	28.566	-17.434	46.000	QUASPEAK
5		647.052	-13.342	40.436	27.094	-18.906	46.000	QUASPEAK
6		866.638	-10.252	42.260	32.008	-13.992	46.000	QUASPEAK

Note:

1. All Reading Levels are Quasi-Peak value.
2. “ * ”, means this data is the worst emission level.
3. Measurement Level = Reading Level + Correct Factor.

Site : CB4-H	Time : 2017/02/23
Limit : FCC_CLASS_B_03M_QP	Margin : 6
Probe : CB4-H_FCC_EFS_S2_30M-1GHz_1116 - VERTICAL	Power : AC 120V/60Hz
EUT : Wireless-AC2900 Dual Band Gigabit Router	Note : Mode 4: Tx_ADP: ADP-33AW_ 802.11ac(40M)_5755MHz

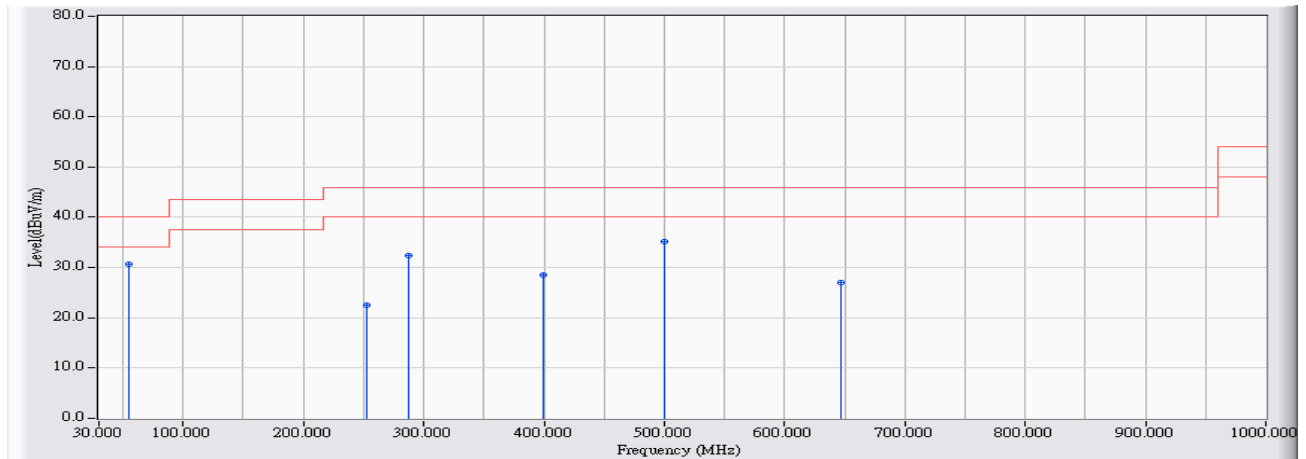


		Frequency (MHz)	Correct Factor (dB)	Reading Level (dBuV)	Measure Level (dBuV/m)	Margin (dB)	Limit (dBuV/m)	Detector Type
1	*	53.957	-26.504	55.099	28.595	-11.405	40.000	QUASPEAK
2		199.927	-23.336	49.678	26.341	-17.159	43.500	QUASPEAK
3		432.025	-15.749	41.467	25.719	-20.281	46.000	QUASPEAK
4		573.728	-13.451	39.098	25.646	-20.354	46.000	QUASPEAK
5		790.307	-10.405	39.053	28.648	-17.352	46.000	QUASPEAK
6		866.638	-10.252	42.260	32.008	-13.992	46.000	QUASPEAK

Note:

1. All Reading Levels are Quasi-Peak value.
2. “ * ”, means this data is the worst emission level.
3. Measurement Level = Reading Level + Correct Factor.

Site : CB4-H	Time : 2017/02/23
Limit : FCC_CLASS_B_03M_QP	Margin : 6
Probe : CB4-H_FCC_EFS_S2_30M-1GHz_1116 - HORIZONTAL	Power : AC 120V/60Hz
EUT : Wireless-AC2900 Dual Band Gigabit Router	Note : Mode 4: Tx_ADP: ADP-33AW_ 802.11ac(80M)_5775MHz

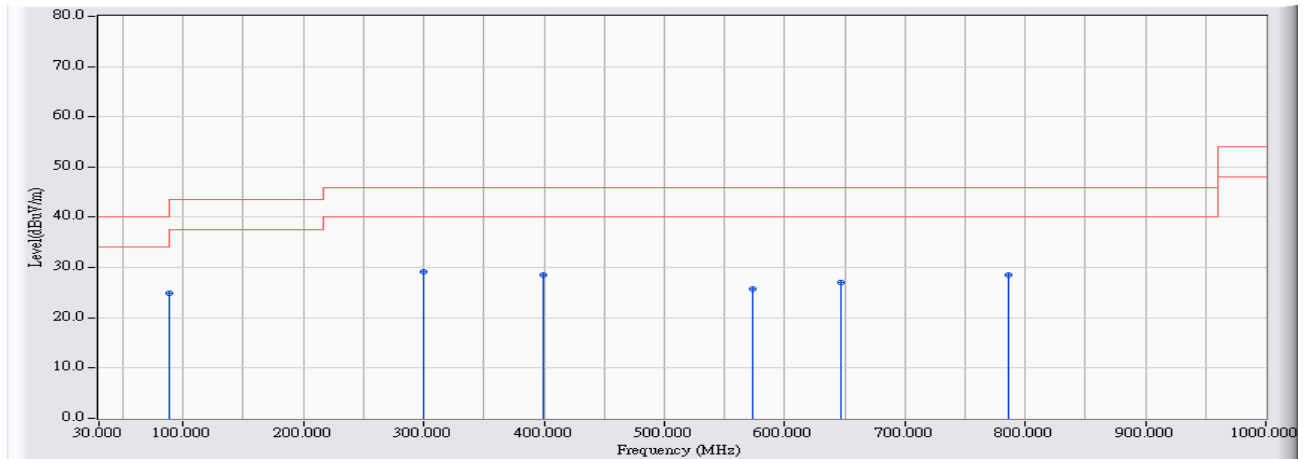


		Frequency (MHz)	Correct Factor (dB)	Reading Level (dBuV)	Measure Level (dBuV/m)	Margin (dB)	Limit (dBuV/m)	Detector Type
1	*	54.830	-26.750	57.488	30.738	-9.262	40.000	QUASPEAK
2		252.011	-20.309	42.750	22.442	-23.558	46.000	QUASPEAK
3		287.994	-19.503	51.914	32.411	-13.589	46.000	QUASPEAK
4		399.921	-16.019	44.579	28.561	-17.439	46.000	QUASPEAK
5		500.015	-14.418	49.538	35.119	-10.881	46.000	QUASPEAK
6		647.052	-13.342	40.436	27.094	-18.906	46.000	QUASPEAK

Note:

1. All Reading Levels are Quasi-Peak value.
2. “ * ”, means this data is the worst emission level.
3. Measurement Level = Reading Level + Correct Factor.

Site : CB4-H	Time : 2017/02/23
Limit : FCC_CLASS_B_03M_QP	Margin : 6
Probe : CB4-H_FCC_EFS_S2_30M-1GHz_1116 - VERTICAL	Power : AC 120V/60Hz
EUT : Wireless-AC2900 Dual Band Gigabit Router	Note : Mode 4: Tx_ADP: ADP-33AW_ 802.11ac(80M)_5775MHz

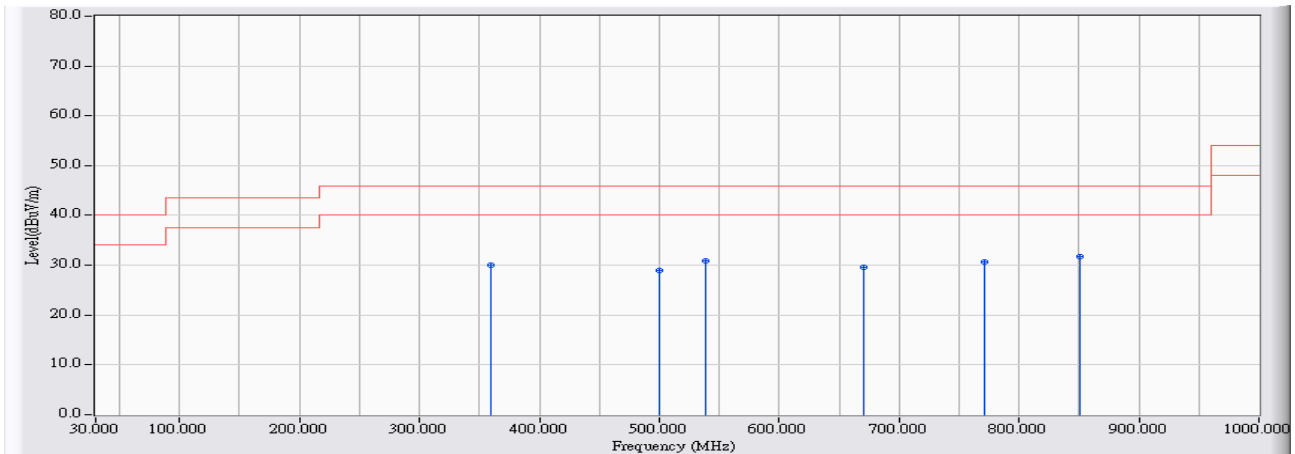


	Frequency (MHz)	Correct Factor (dB)	Reading Level (dBuV)	Measure Level (dBuV/m)	Margin (dB)	Limit (dBuV/m)	Detector Type
1	88.194	-25.751	50.679	24.929	-18.571	43.500	QUASPEAK
2	* 300.021	-19.597	48.685	29.088	-16.912	46.000	QUASPEAK
3	399.921	-16.019	44.579	28.561	-17.439	46.000	QUASPEAK
4	573.728	-13.451	39.098	25.646	-20.354	46.000	QUASPEAK
5	647.052	-13.342	40.436	27.094	-18.906	46.000	QUASPEAK
6	785.651	-10.247	38.762	28.515	-17.485	46.000	QUASPEAK

Note:

1. All Reading Levels are Quasi-Peak value.
2. “ * ”, means this data is the worst emission level.
3. Measurement Level = Reading Level + Correct Factor.

Site : CB4-H	Time : 2017/06/12
Limit : FCC_CLASS_B_03M_QP	Margin : 6
Probe : CB4-H_FCC_EFS_S2_30M-1GHz_1116 - HORIZONTAL	Power : AC 120V/60Hz
EUT : Wireless-AC2900 Dual Band Gigabit Router	Note : Mode 5: Tx_LAN Cable 2m 802.11ac(80M)_5775MHz

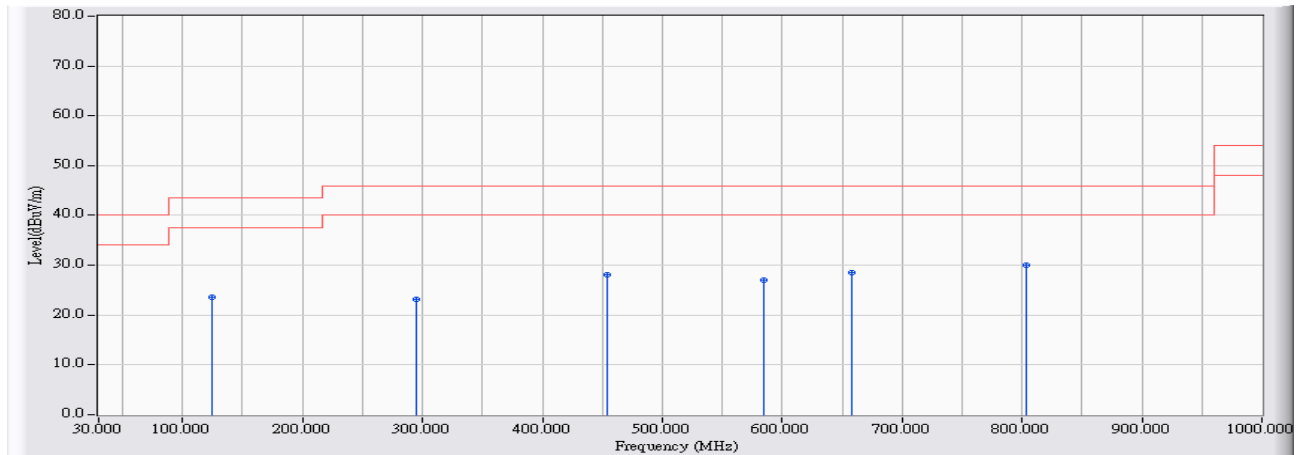


		Frequency (MHz)	Correct Factor (dB)	Reading Level (dBuV)	Measure Level (dBuV/m)	Margin (dB)	Limit (dBuV/m)	Detector Type
1		359.315	-17.204	47.127	29.923	-16.077	46.000	QUASPEAK
2		499.480	-14.055	43.070	29.015	-16.985	46.000	QUASPEAK
3		538.765	-13.483	44.261	30.778	-15.222	46.000	QUASPEAK
4		670.685	-11.481	41.142	29.662	-16.338	46.000	QUASPEAK
5		770.595	-10.396	41.030	30.634	-15.366	46.000	QUASPEAK
6	*	850.620	-9.406	41.098	31.692	-14.308	46.000	QUASPEAK

Note:

1. All Reading Levels are Quasi-Peak value.
2. “ * ”, means this data is the worst emission level.
3. Measurement Level = Reading Level + Correct Factor.

Site : CB4-H	Time : 2017/06/12
Limit : FCC_CLASS_B_03M_QP	Margin : 6
Probe : CB4-H_FCC_EFS_S2_30M-1GHz_1116 - VERTICAL	Power : AC 120V/60Hz
EUT : Wireless-AC2900 Dual Band Gigabit Router	Note : Mode 5: Tx_LAN Cable 2m 802.11ac(80M)_5775MHz

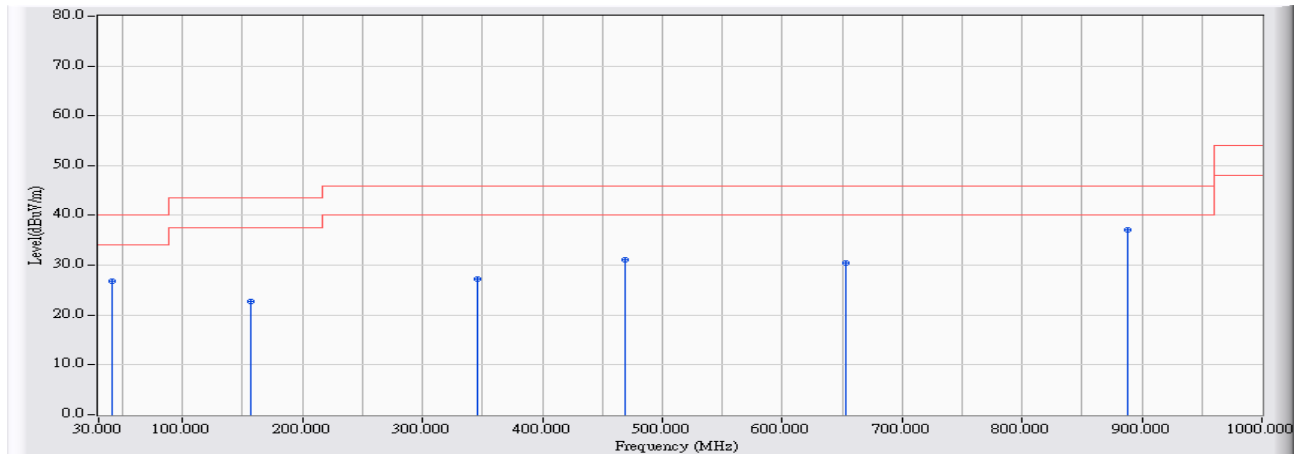


	Frequency (MHz)	Correct Factor (dB)	Reading Level (dBuV)	Measure Level (dBuV/m)	Margin (dB)	Limit (dBuV/m)	Detector Type
1	125.060	-21.198	44.878	23.680	-19.820	43.500	QUASPEAK
2	294.325	-19.345	42.407	23.061	-22.939	46.000	QUASPEAK
3	453.890	-14.589	42.597	28.009	-17.991	46.000	QUASPEAK
4	584.840	-13.363	40.352	26.989	-19.011	46.000	QUASPEAK
5	658.560	-12.331	40.853	28.522	-17.478	46.000	QUASPEAK
6	* 803.575	-10.459	40.531	30.072	-15.928	46.000	QUASPEAK

Note:

1. All Reading Levels are Quasi-Peak value.
2. “ * ”, means this data is the worst emission level.
3. Measurement Level = Reading Level + Correct Factor.

Site : CB4-H	Time : 2017/06/15
Limit : FCC_CLASS_B_03M_QP	Margin : 6
Probe : CB4-H_FCC_EFS_S2_30M-1GHz_1116 - HORIZONTAL	Power : AC 120V/60Hz
EUT : Wireless-AC2900 Dual Band Gigabit Router	Note : Mode 5: Tx_LAN Cable 2m 802.11ac(80M)_5290MHz

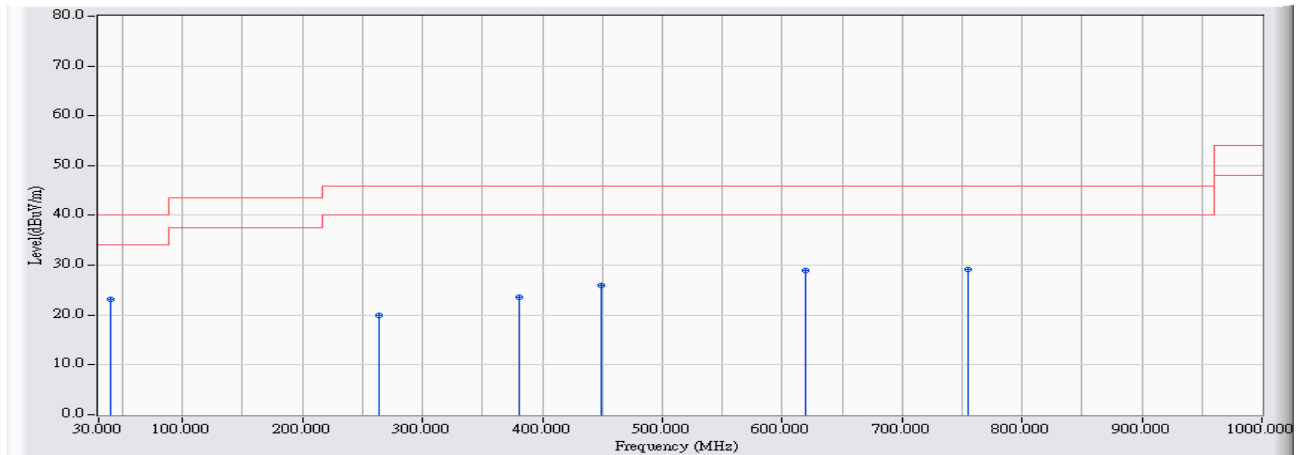


	Frequency (MHz)	Correct Factor (dB)	Reading Level (dBuV)	Measure Level (dBuV/m)	Margin (dB)	Limit (dBuV/m)	Detector Type
1	40.670	-17.178	43.944	26.767	-13.234	40.000	QUASIPeAK
2	157.070	-22.695	45.417	22.723	-20.777	43.500	QUASIPeAK
3	345.735	-17.452	44.723	27.271	-18.729	46.000	QUASIPeAK
4	468.925	-14.559	45.600	31.041	-14.959	46.000	QUASIPeAK
5	653.225	-12.716	43.113	30.398	-15.602	46.000	QUASIPeAK
6	* 888.450	-8.362	45.515	37.153	-8.847	46.000	QUASIPeAK

Note:

1. All Reading Levels are Quasi-Peak value.
2. “ * ”, means this data is the worst emission level.
3. Measurement Level = Reading Level + Correct Factor.

Site : CB4-H	Time : 2017/06/15
Limit : FCC_CLASS_B_03M_QP	Margin : 6
Probe : CB4-H_FCC_EFS_S2_30M-1GHz_1116 - VERTICAL	Power : AC 120V/60Hz
EUT : Wireless-AC2900 Dual Band Gigabit Router	Note : Mode 5: Tx_LAN Cable 2m 802.11ac(80M)_5290MHz

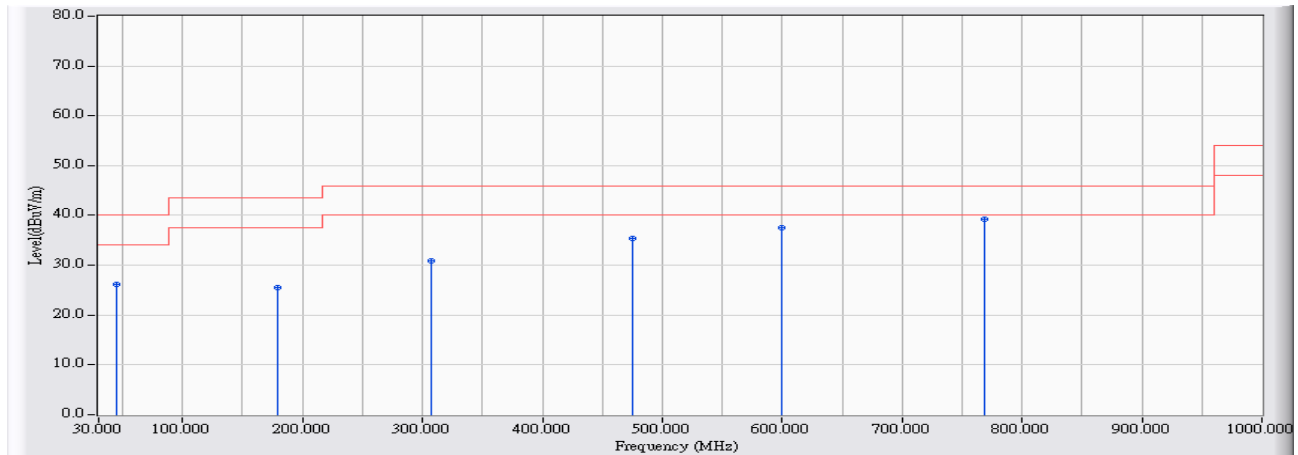


	Frequency (MHz)	Correct Factor (dB)	Reading Level (dBuV)	Measure Level (dBuV/m)	Margin (dB)	Limit (dBuV/m)	Detector Type
1	39.700	-16.372	39.544	23.172	-16.828	40.000	QUASPEAK
2	263.770	-20.126	39.985	19.859	-26.141	46.000	QUASPEAK
3	380.170	-16.567	40.075	23.508	-22.492	46.000	QUASPEAK
4	449.040	-14.707	40.621	25.913	-20.087	46.000	QUASPEAK
5	619.275	-11.844	40.743	28.898	-17.102	46.000	QUASPEAK
6	* 754.590	-11.264	40.521	29.257	-16.743	46.000	QUASPEAK

Note:

1. All Reading Levels are Quasi-Peak value.
2. “ * ”, means this data is the worst emission level.
3. Measurement Level = Reading Level + Correct Factor.

Site : CB4-H	Time : 2017/06/15
Limit : FCC_CLASS_B_03M_QP	Margin : 6
Probe : CB4-H_FCC_EFS_S2_30M-1GHz_1116 - HORIZONTAL	Power : AC 120V/60Hz
EUT : Wireless-AC2900 Dual Band Gigabit Router	Note : Mode 5: Tx_LAN Cable 2m 802.11ac(80M)_5530MHz

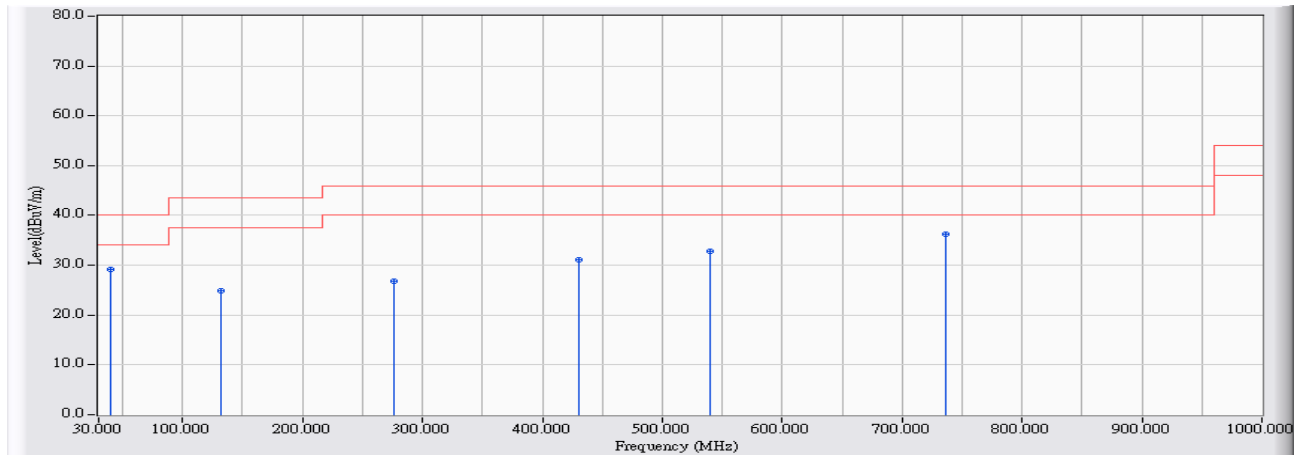


	Frequency (MHz)	Correct Factor (dB)	Reading Level (dBuV)	Measure Level (dBuV/m)	Margin (dB)	Limit (dBuV/m)	Detector Type
1	45.520	-22.870	49.073	26.203	-13.797	40.000	QUASPEAK
2	178.895	-24.038	49.661	25.623	-17.877	43.500	QUASPEAK
3	307.905	-19.273	50.242	30.969	-15.031	46.000	QUASPEAK
4	475.715	-14.537	49.912	35.375	-10.625	46.000	QUASPEAK
5	599.390	-12.723	50.191	37.469	-8.531	46.000	QUASPEAK
6	* 768.170	-10.569	49.850	39.281	-6.719	46.000	QUASPEAK

Note:

1. All Reading Levels are Quasi-Peak value.
2. “ * ”, means this data is the worst emission level.
3. Measurement Level = Reading Level + Correct Factor.

Site : CB4-H	Time : 2017/06/15
Limit : FCC_CLASS_B_03M_QP	Margin : 6
Probe : CB4-H_FCC_EFS_S2_30M-1GHz_1116 - VERTICAL	Power : AC 120V/60Hz
EUT : Wireless-AC2900 Dual Band Gigabit Router	Note : Mode 5: Tx_LAN Cable 2m 802.11ac(80M)_5530MHz

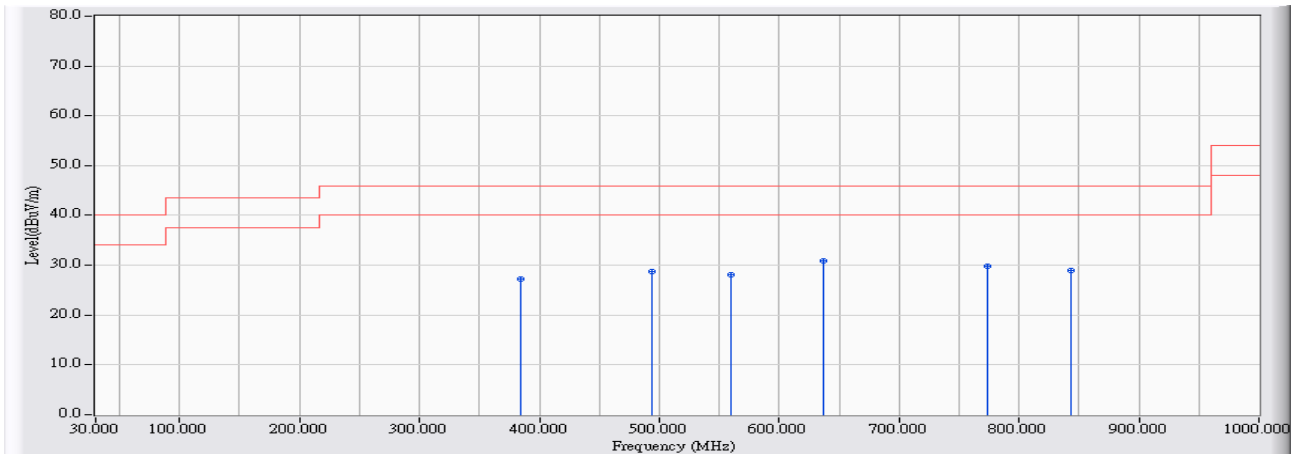


	Frequency (MHz)	Correct Factor (dB)	Reading Level (dBuV)	Measure Level (dBuV/m)	Margin (dB)	Limit (dBuV/m)	Detector Type
1	39.700	-16.372	45.536	29.164	-10.836	40.000	QUASPEAK
2	131.365	-21.305	46.200	24.896	-18.604	43.500	QUASPEAK
3	275.895	-19.608	46.459	26.852	-19.148	46.000	QUASPEAK
4	430.125	-15.486	46.674	31.188	-14.812	46.000	QUASPEAK
5	539.250	-13.459	46.342	32.883	-13.117	46.000	QUASPEAK
6	* 736.645	-10.606	46.940	36.333	-9.667	46.000	QUASPEAK

Note:

1. All Reading Levels are Quasi-Peak value.
2. “ * ”, means this data is the worst emission level.
3. Measurement Level = Reading Level + Correct Factor.

Site : CB4-H	Time : 2017/06/12
Limit : FCC_CLASS_B_03M_QP	Margin : 6
Probe : CB4-H_FCC_EFS_S2_30M-1GHz_1116 - HORIZONTAL	Power : AC 120V/60Hz
EUT : Wireless-AC2900 Dual Band Gigabit Router	Note : Mode 5: Tx_LAN Cable 2m 802.11ac(80M)_5775MHz

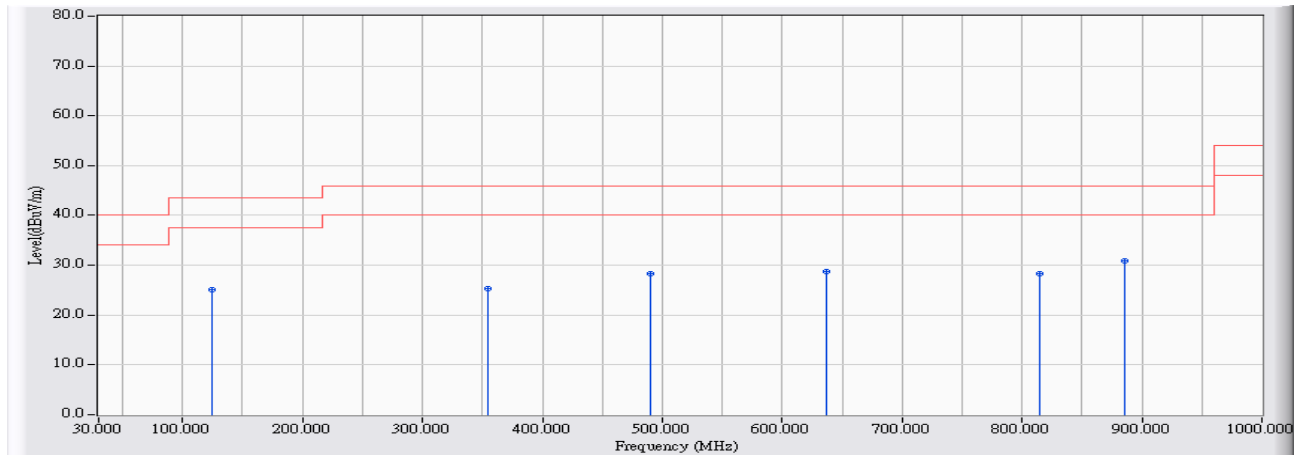


	Frequency (MHz)	Correct Factor (dB)	Reading Level (dBuV)	Measure Level (dBuV/m)	Margin (dB)	Limit (dBuV/m)	Detector Type
1	385.020	-16.438	43.702	27.263	-18.737	46.000	QUASPEAK
2	493.660	-14.139	42.792	28.653	-17.347	46.000	QUASPEAK
3	559.620	-13.095	41.207	28.111	-17.889	46.000	QUASPEAK
4	* 637.220	-12.560	43.459	30.899	-15.101	46.000	QUASPEAK
5	773.505	-10.136	40.009	29.872	-16.128	46.000	QUASPEAK
6	843.830	-9.242	38.097	28.855	-17.145	46.000	QUASPEAK

Note:

1. All Reading Levels are Quasi-Peak value.
2. “ * ”, means this data is the worst emission level.
3. Measurement Level = Reading Level + Correct Factor.

Site : CB4-H	Time : 2017/06/12
Limit : FCC_CLASS_B_03M_QP	Margin : 6
Probe : CB4-H_FCC_EFS_S2_30M-1GHz_1116 - VERTICAL	Power : AC 120V/60Hz
EUT : Wireless-AC2900 Dual Band Gigabit Router	Note : Mode 5: Tx_LAN Cable 2m 802.11ac(80M)_5775MHz



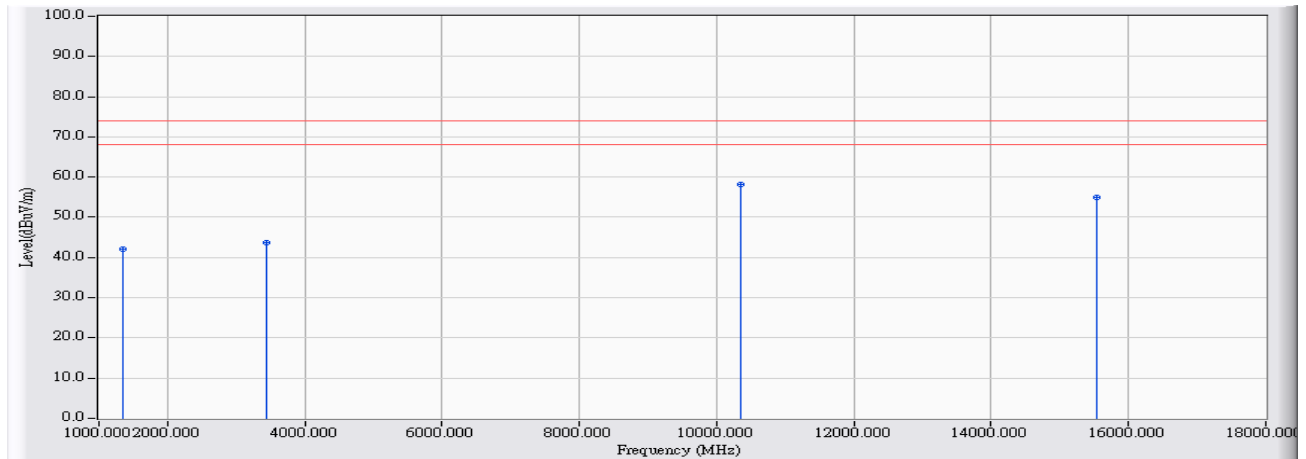
	Frequency (MHz)	Correct Factor (dB)	Reading Level (dBuV)	Measure Level (dBuV/m)	Margin (dB)	Limit (dBuV/m)	Detector Type
1	125.060	-21.198	46.270	25.072	-18.428	43.500	QUASPEAK
2	354.465	-17.263	42.613	25.350	-20.650	46.000	QUASPEAK
3	489.780	-14.200	42.435	28.235	-17.765	46.000	QUASPEAK
4	637.220	-12.560	41.359	28.799	-17.201	46.000	QUASPEAK
5	814.245	-10.293	38.606	28.313	-17.687	46.000	QUASPEAK
6	* 885.055	-8.473	39.439	30.966	-15.034	46.000	QUASPEAK

Note:

1. All Reading Levels are Quasi-Peak value.
2. “ * ”, means this data is the worst emission level.
3. Measurement Level = Reading Level + Correct Factor.

Harmonic & Spurious:

Site : CB4-H	Time : 2017/02/16
Limit : FCC_SpartC_15.209_03M_PK	Margin : 6
Probe : CB4-H_FCC_EFS_B091_1-18GHz_3M_0117 - HORIZONTAL	Power : AC 120V/60Hz
EUT : Wireless-AC2900 Dual Band Gigabit Router	Note : Mode 1: Tx_AD P: AD890326010-2LF_ CDD Mode (802.11 a)_ 802.11a_5180MHz

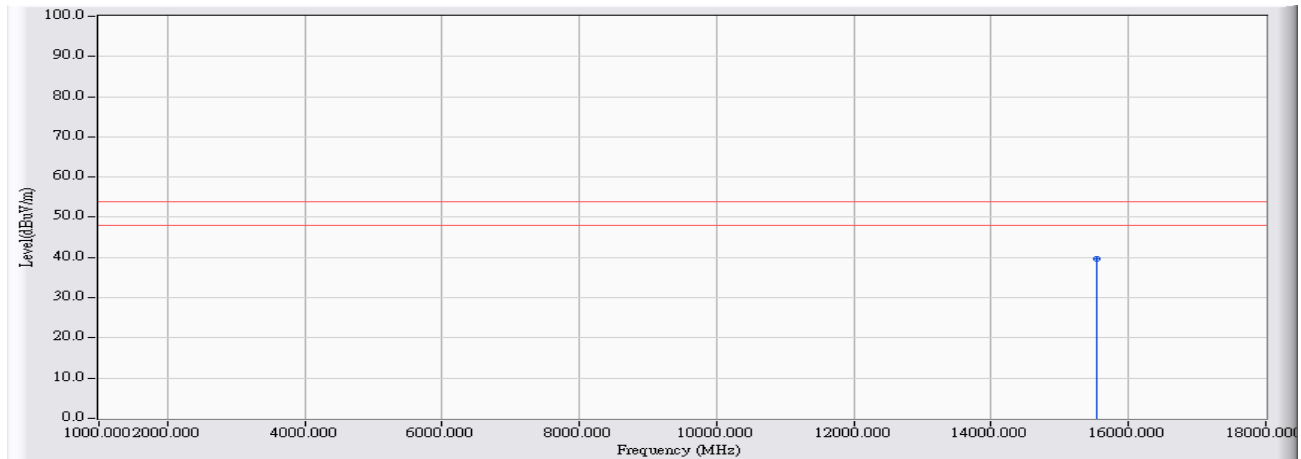


	Frequency (MHz)	Correct Factor (dB)	Reading Level (dBuV)	Measure Level (dBuV/m)	Margin (dB)	Limit (dBuV/m)	Detector Type
1	1356.000	-12.944	55.150	42.206	-31.794	74.000	PEAK
2	3431.000	-6.223	49.880	43.658	-30.342	74.000	PEAK
3	* 10358.000	13.683	44.420	58.103	-15.897	74.000	PEAK
4	15541.000	15.883	39.180	55.063	-18.937	74.000	PEAK

Note:

1. All Readings below 1GHz are Quasi-Peak, above 1GHz are performed with peak and/or average measurements as necessary.
2. Peak measurements: RBW = 1MHz, VBW = 1MHz, Sweep: Auto.
3. Average measurements: RBW = 1MHz, VBW = 10 Hz, Sweep: Auto.
4. “ * ”, means this data is the worst emission level.
5. “ # ”, means the frequency is out of the restricted band.
6. Measurement Level = Reading Level + Correct Factor.
7. The average measurement was not performed when the peak measured data under the limit of average detection.

Site : CB4-H	Time : 2017/02/16
Limit : FCC_SpartC_15.209_03M_AV	Margin : 6
Probe : CB4-H_FCC_EFS_B091_1-18GHz_3M_0117 - HORIZONTAL	Power : AC 120V/60Hz
EUT : Wireless-AC2900 Dual Band Gigabit Router	Note : Mode 1: Tx_ADP: AD890326010-2LF_CDD Mode (802.11 a)_ 802.11a_5180MHz

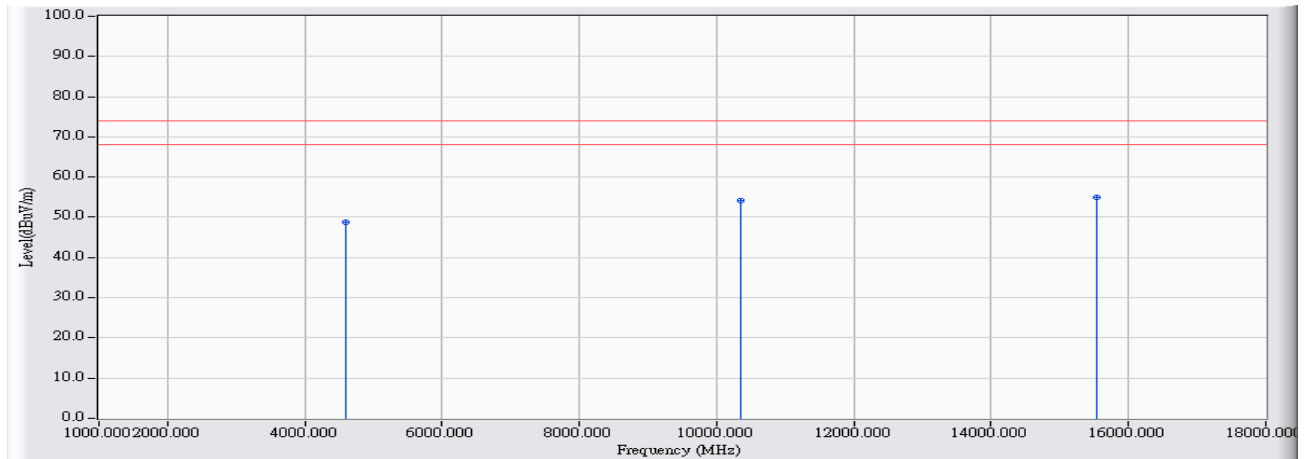


		Frequency (MHz)	Correct Factor (dB)	Reading Level (dBuV)	Measure Level (dBuV/m)	Margin (dB)	Limit (dBuV/m)	Detector Type
1	*	15533.000	15.897	23.850	39.747	-14.253	54.000	AVERAGE

Note:

1. All Readings below 1GHz are Quasi-Peak, above 1GHz are performed with peak and/or average measurements as necessary.
2. Peak measurements: RBW = 1MHz, VBW = 1MHz, Sweep: Auto.
3. Average measurements: RBW = 1MHz, VBW = 10 Hz, Sweep: Auto.
4. “ * ”, means this data is the worst emission level.
5. “ # ”, means the frequency is out of the restricted band.
6. Measurement Level = Reading Level + Correct Factor.
7. The average measurement was not performed when the peak measured data under the limit of average detection.

Site : CB4-H	Time : 2017/02/16
Limit : FCC_SpartC_15.209_03M_PK	Margin : 6
Probe : CB4-H_FCC_EFS_B091_1-18GHz_3M_0117 - VERTICAL	Power : AC 120V/60Hz
EUT : Wireless-AC2900 Dual Band Gigabit Router	Note : Mode 1: Tx_ADP: AD890326010-2LF_CDD Mode (802.11 a)_ 802.11a_5180MHz

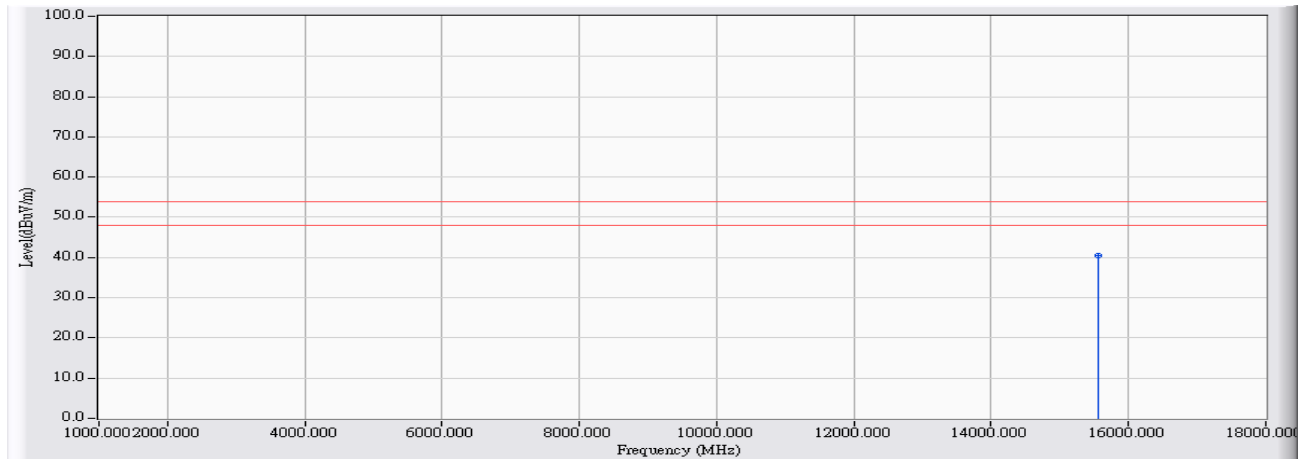


	Frequency (MHz)	Correct Factor (dB)	Reading Level (dBuV)	Measure Level (dBuV/m)	Margin (dB)	Limit (dBuV/m)	Detector Type
1	4597.000	-1.400	50.110	48.709	-25.291	74.000	PEAK
2	10358.000	13.683	40.450	54.133	-19.867	74.000	PEAK
3	* 15543.000	15.880	38.970	54.850	-19.150	74.000	PEAK

Note:

1. All Readings below 1GHz are Quasi-Peak, above 1GHz are performed with peak and/or average measurements as necessary.
2. Peak measurements: RBW = 1MHz, VBW = 1MHz, Sweep: Auto.
3. Average measurements: RBW = 1MHz, VBW = 10 Hz, Sweep: Auto.
4. " * ", means this data is the worst emission level.
5. " # ", means the frequency is out of the restricted band.
6. Measurement Level = Reading Level + Correct Factor.
7. The average measurement was not performed when the peak measured data under the limit of average detection.

Site : CB4-H	Time : 2017/02/16
Limit : FCC_SpartC_15.209_03M_AV	Margin : 6
Probe : CB4-H_FCC_EFS_B091_1-18GHz_3M_0117 - VERTICAL	Power : AC 120V/60Hz
EUT : Wireless-AC2900 Dual Band Gigabit Router	Note : Mode 1: Tx_ADP: AD890326010-2LF_CDD Mode (802.11 a)_ 802.11a_5180MHz

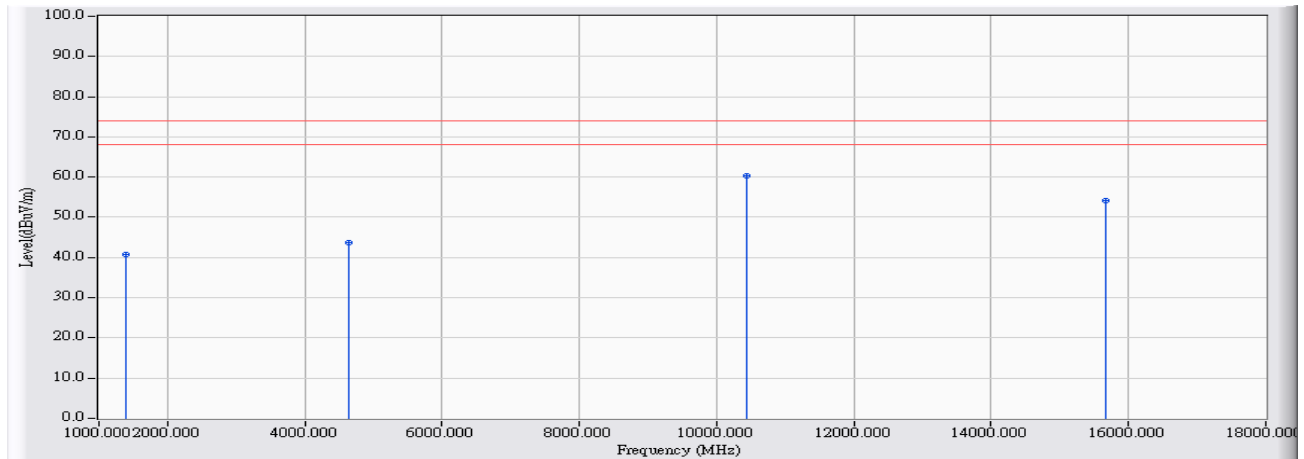


		Frequency (MHz)	Correct Factor (dB)	Reading Level (dBuV)	Measure Level (dBuV/m)	Margin (dB)	Limit (dBuV/m)	Detector Type
1	*	15553.000	15.863	24.670	40.533	-13.467	54.000	AVERAGE

Note:

1. All Readings below 1GHz are Quasi-Peak, above 1GHz are performed with peak and/or average measurements as necessary.
2. Peak measurements: RBW = 1MHz, VBW = 1MHz, Sweep: Auto.
3. Average measurements: RBW = 1MHz, VBW = 10 Hz, Sweep: Auto.
4. “ * ”, means this data is the worst emission level.
5. “ # ”, means the frequency is out of the restricted band.
6. Measurement Level = Reading Level + Correct Factor.
7. The average measurement was not performed when the peak measured data under the limit of average detection.

Site : CB4-H	Time : 2017/02/16
Limit : FCC_SpartC_15.209_03M_PK	Margin : 6
Probe : CB4-H_FCC_EFS_B091_1-18GHz_3M_0117 - HORIZONTAL	Power : AC 120V/60Hz
EUT : Wireless-AC2900 Dual Band Gigabit Router	Note : Mode 1: Tx_ADP: AD890326010-2LF_ CDD Mode (802.11 a)_ 802.11a_5220MHz

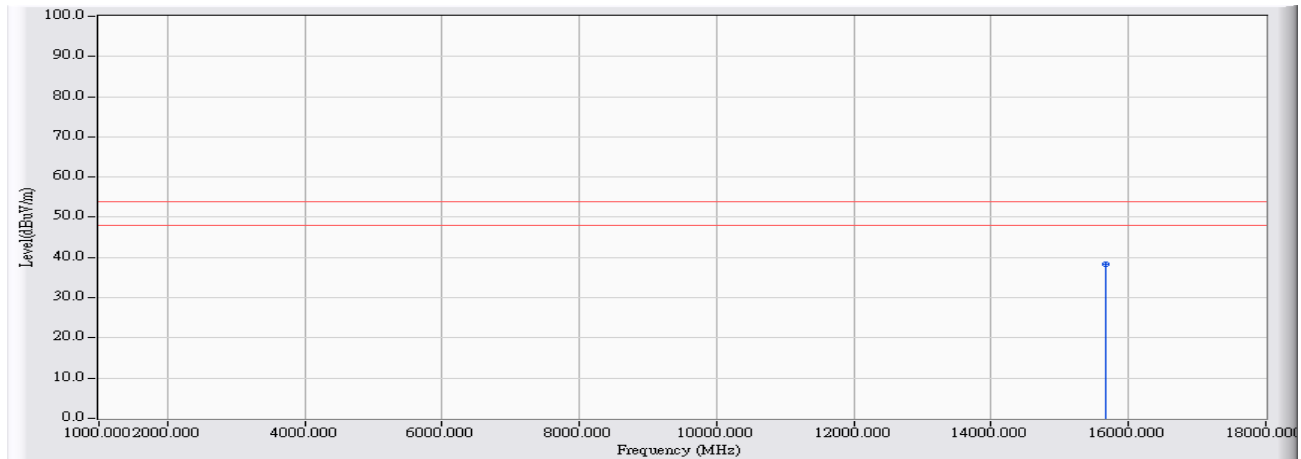


	Frequency (MHz)	Correct Factor (dB)	Reading Level (dBuV)	Measure Level (dBuV/m)	Margin (dB)	Limit (dBuV/m)	Detector Type
1	1383.000	-12.842	53.690	40.848	-33.152	74.000	PEAK
2	4640.000	-1.158	44.820	43.662	-30.338	74.000	PEAK
3	* 10439.000	14.013	46.380	60.394	-13.606	74.000	PEAK
4	15661.000	15.685	38.350	54.035	-19.965	74.000	PEAK

Note:

1. All Readings below 1GHz are Quasi-Peak, above 1GHz are performed with peak and/or average measurements as necessary.
2. Peak measurements: RBW = 1MHz, VBW = 1MHz, Sweep: Auto.
3. Average measurements: RBW = 1MHz, VBW = 10 Hz, Sweep: Auto.
4. “ * ”, means this data is the worst emission level.
5. “ # ”, means the frequency is out of the restricted band.
6. Measurement Level = Reading Level + Correct Factor.
7. The average measurement was not performed when the peak measured data under the limit of average detection.

Site : CB4-H	Time : 2017/02/16
Limit : FCC_SpartC_15.209_03M_AV	Margin : 6
Probe : CB4-H_FCC_EFS_B091_1-18GHz_3M_0117 - HORIZONTAL	Power : AC 120V/60Hz
EUT : Wireless-AC2900 Dual Band Gigabit Router	Note : Mode 1: Tx_ADP: AD890326010-2LF_CDD Mode (802.11 a)_ 802.11a_5220MHz

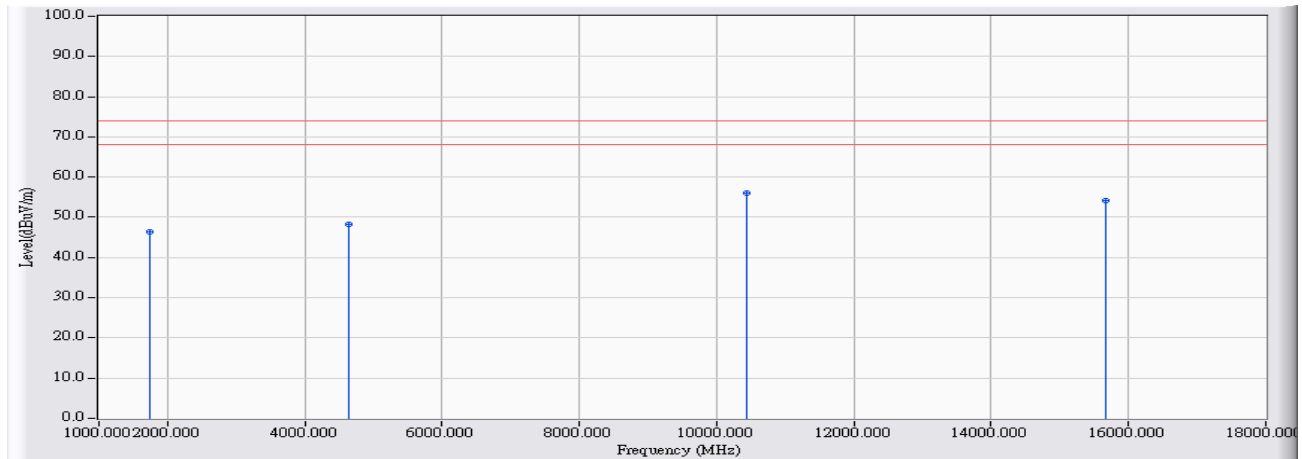


		Frequency (MHz)	Correct Factor (dB)	Reading Level (dBuV)	Measure Level (dBuV/m)	Margin (dB)	Limit (dBuV/m)	Detector Type
1	*	15661.000	15.685	22.580	38.265	-15.735	54.000	AVERAGE

Note:

1. All Readings below 1GHz are Quasi-Peak, above 1GHz are performed with peak and/or average measurements as necessary.
2. Peak measurements: RBW = 1MHz, VBW = 1MHz, Sweep: Auto.
3. Average measurements: RBW = 1MHz, VBW = 10 Hz, Sweep: Auto.
4. “ * ”, means this data is the worst emission level.
5. “ # ”, means the frequency is out of the restricted band.
6. Measurement Level = Reading Level + Correct Factor.
7. The average measurement was not performed when the peak measured data under the limit of average detection.

Site : CB4-H	Time : 2017/02/16
Limit : FCC_SpartC_15.209_03M_PK	Margin : 6
Probe : CB4-H_FCC_EFS_B091_1-18GHz_3M_0117 - VERTICAL	Power : AC 120V/60Hz
EUT : Wireless-AC2900 Dual Band Gigabit Router	Note : Mode 1: Tx_ADP: AD890326010-2LF_ CDD Mode (802.11 a)_ 802.11a_5220MHz

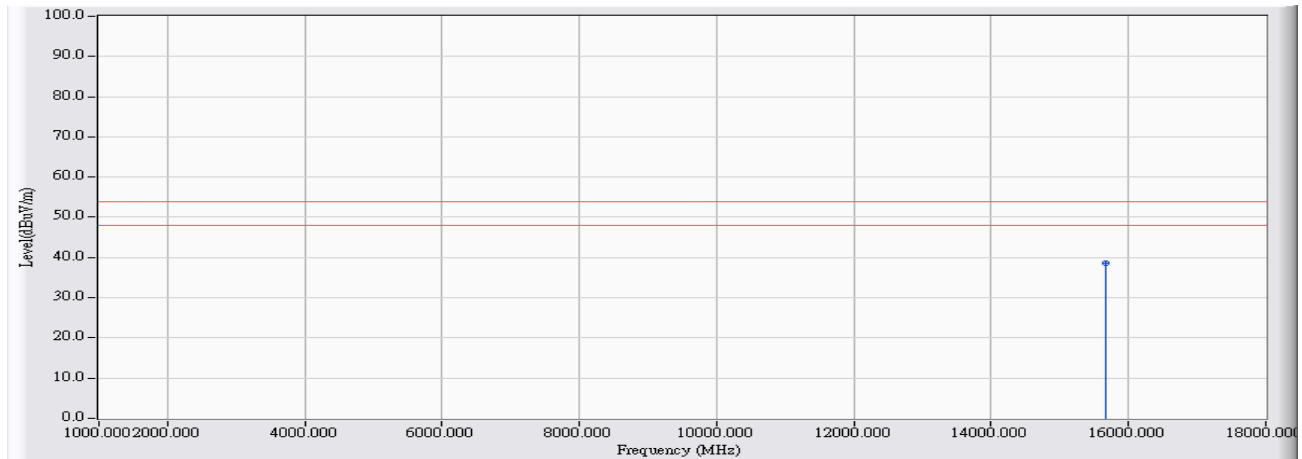


	Frequency (MHz)	Correct Factor (dB)	Reading Level (dBuV)	Measure Level (dBuV/m)	Margin (dB)	Limit (dBuV/m)	Detector Type
1	1748.000	-11.513	57.880	46.367	-27.633	74.000	PEAK
2	4636.000	-1.181	49.530	48.349	-25.651	74.000	PEAK
3	* 10438.000	14.010	42.000	56.010	-17.990	74.000	PEAK
4	15662.000	15.683	38.360	54.043	-19.957	74.000	PEAK

Note:

1. All Readings below 1GHz are Quasi-Peak, above 1GHz are performed with peak and/or average measurements as necessary.
2. Peak measurements: RBW = 1MHz, VBW = 1MHz, Sweep: Auto.
3. Average measurements: RBW = 1MHz, VBW = 10 Hz, Sweep: Auto.
4. " * ", means this data is the worst emission level.
5. " # ", means the frequency is out of the restricted band.
6. Measurement Level = Reading Level + Correct Factor.
7. The average measurement was not performed when the peak measured data under the limit of average detection.

Site : CB4-H	Time : 2017/02/16
Limit : FCC_SpartC_15.209_03M_AV	Margin : 6
Probe : CB4-H_FCC_EFS_B091_1-18GHz_3M_0117 - VERTICAL	Power : AC 120V/60Hz
EUT : Wireless-AC2900 Dual Band Gigabit Router	Note : Mode 1: Tx_ADP: AD890326010-2LF_CDD Mode (802.11 a)_ 802.11a_5220MHz

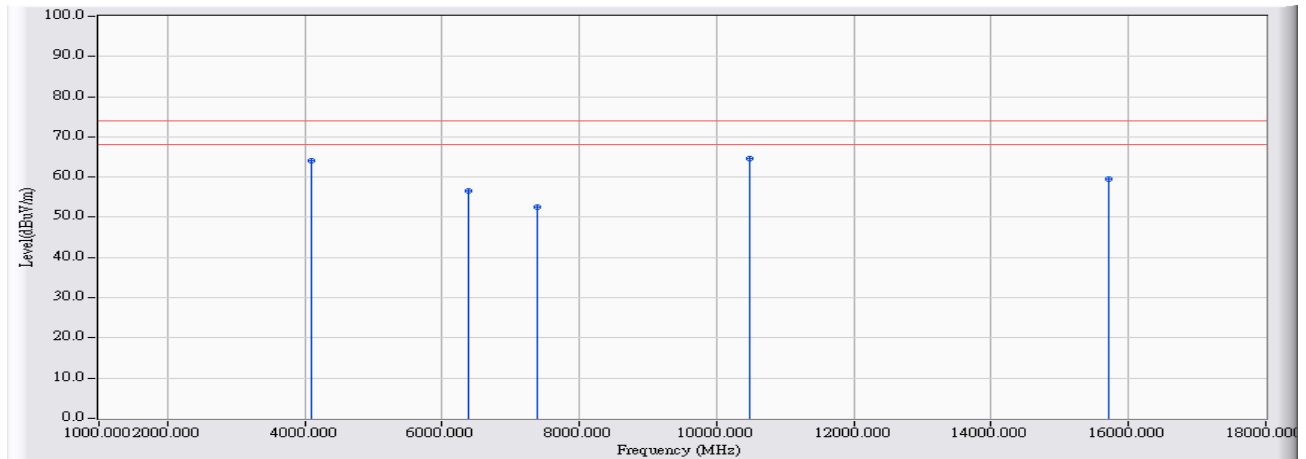


		Frequency (MHz)	Correct Factor (dB)	Reading Level (dBuV)	Measure Level (dBuV/m)	Margin (dB)	Limit (dBuV/m)	Detector Type
1	*	15661.000	15.685	22.810	38.495	-15.505	54.000	AVERAGE

Note:

1. All Readings below 1GHz are Quasi-Peak, above 1GHz are performed with peak and/or average measurements as necessary.
2. Peak measurements: RBW = 1MHz, VBW = 1MHz, Sweep: Auto.
3. Average measurements: RBW = 1MHz, VBW = 10 Hz, Sweep: Auto.
4. “ * ”, means this data is the worst emission level.
5. “ # ”, means the frequency is out of the restricted band.
6. Measurement Level = Reading Level + Correct Factor.
7. The average measurement was not performed when the peak measured data under the limit of average detection.

Site : CB4-H	Time : 2017/02/16
Limit : FCC_SpartC_15.209_03M_PK	Margin : 6
Probe : CB4-H_FCC_EFS_B091_1-18GHz_3M_0117 - HORIZONTAL	Power : AC 120V/60Hz
EUT : Wireless-AC2900 Dual Band Gigabit Router	Note : Mode 1: Tx_ADP: AD890326010-2LF_CDD Mode (802.11 a)_ 802.11a_5240MHz

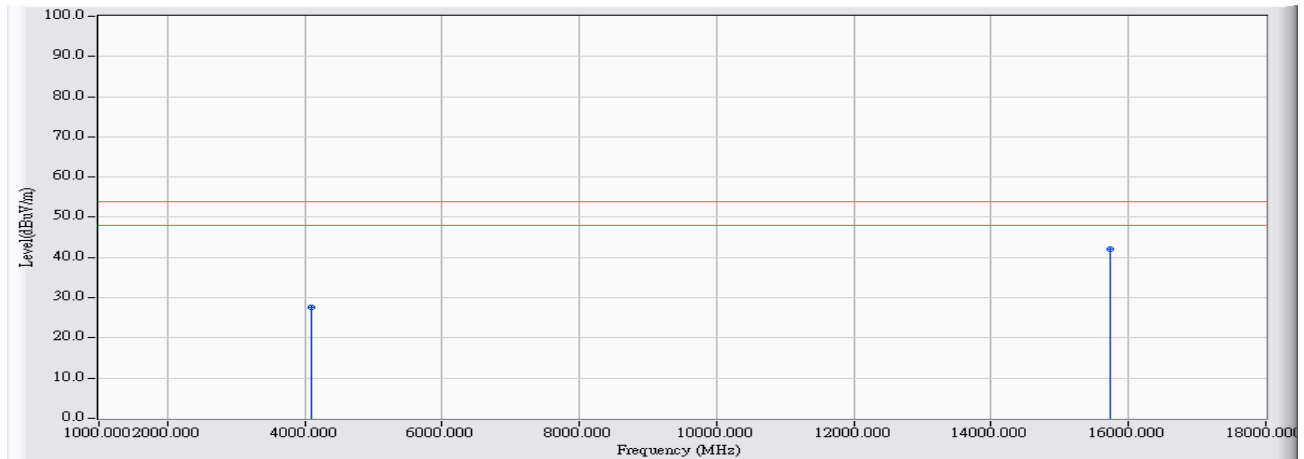


	Frequency (MHz)	Correct Factor (dB)	Reading Level (dBuV)	Measure Level (dBuV/m)	Margin (dB)	Limit (dBuV/m)	Detector Type
1	4087.000	-3.846	68.000	64.154	-9.846	74.000	PEAK
2	6391.000	3.291	53.190	56.481	-17.519	74.000	PEAK
3	7387.000	7.056	45.390	52.446	-21.554	74.000	PEAK
4	* 10480.000	14.186	50.550	64.736	-9.264	74.000	PEAK
5	15721.000	15.590	43.850	59.440	-14.560	74.000	PEAK

Note:

1. All Readings below 1GHz are Quasi-Peak, above 1GHz are performed with peak and/or average measurements as necessary.
2. Peak measurements: RBW = 1MHz, VBW = 1MHz, Sweep: Auto.
3. Average measurements: RBW = 1MHz, VBW = 10 Hz, Sweep: Auto.
4. “ * ”, means this data is the worst emission level.
5. “ # ”, means the frequency is out of the restricted band.
6. Measurement Level = Reading Level + Correct Factor.
7. The average measurement was not performed when the peak measured data under the limit of average detection.

Site : CB4-H	Time : 2017/02/16
Limit : FCC_SpartC_15.209_03M_AV	Margin : 6
Probe : CB4-H_FCC_EFS_B091_1-18GHz_3M_0117 - HORIZONTAL	Power : AC 120V/60Hz
EUT : Wireless-AC2900 Dual Band Gigabit Router	Note : Mode 1: Tx_ADP: AD890326010-2LF_ CDD Mode (802.11 a)_ 802.11a_5240MHz

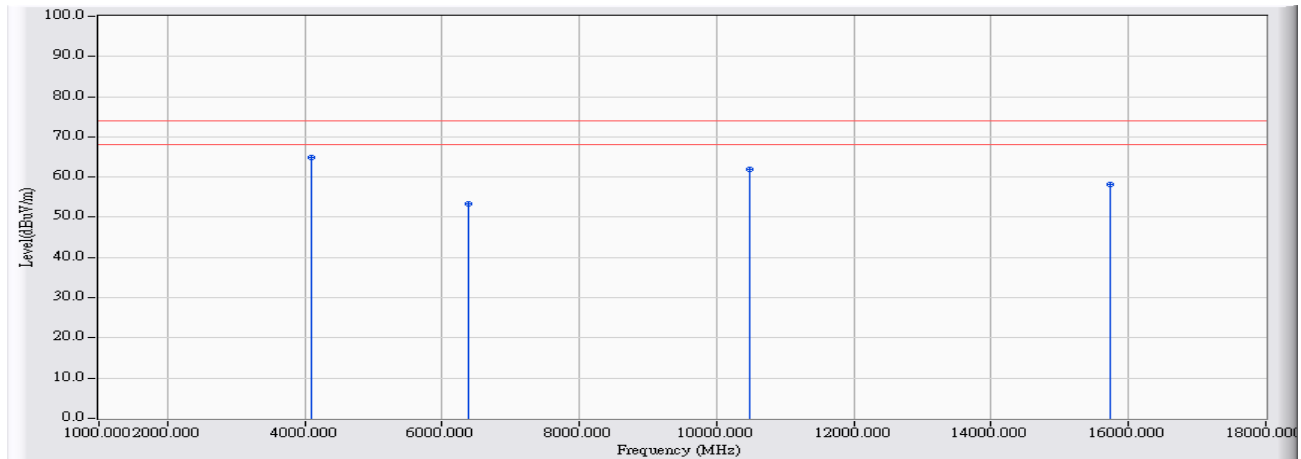


		Frequency (MHz)	Correct Factor (dB)	Reading Level (dBuV)	Measure Level (dBuV/m)	Margin (dB)	Limit (dBuV/m)	Detector Type
1		4090.000	-3.834	31.320	27.486	-26.514	54.000	AVERAGE
2	*	15724.000	15.585	26.420	42.006	-11.994	54.000	AVERAGE

Note:

1. All Readings below 1GHz are Quasi-Peak, above 1GHz are performed with peak and/or average measurements as necessary.
2. Peak measurements: RBW = 1MHz, VBW = 1MHz, Sweep: Auto.
3. Average measurements: RBW = 1MHz, VBW = 10 Hz, Sweep: Auto.
4. " * ", means this data is the worst emission level.
5. " # ", means the frequency is out of the restricted band.
6. Measurement Level = Reading Level + Correct Factor.
7. The average measurement was not performed when the peak measured data under the limit of average detection.

Site : CB4-H	Time : 2017/02/16
Limit : FCC_SpartC_15.209_03M_PK	Margin : 6
Probe : CB4-H_FCC_EFS_B091_1-18GHz_3M_0117 - VERTICAL	Power : AC 120V/60Hz
EUT : Wireless-AC2900 Dual Band Gigabit Router	Note : Mode 1: Tx_ADP: AD890326010-2LF_CDD Mode (802.11 a)_ 802.11a_5240MHz

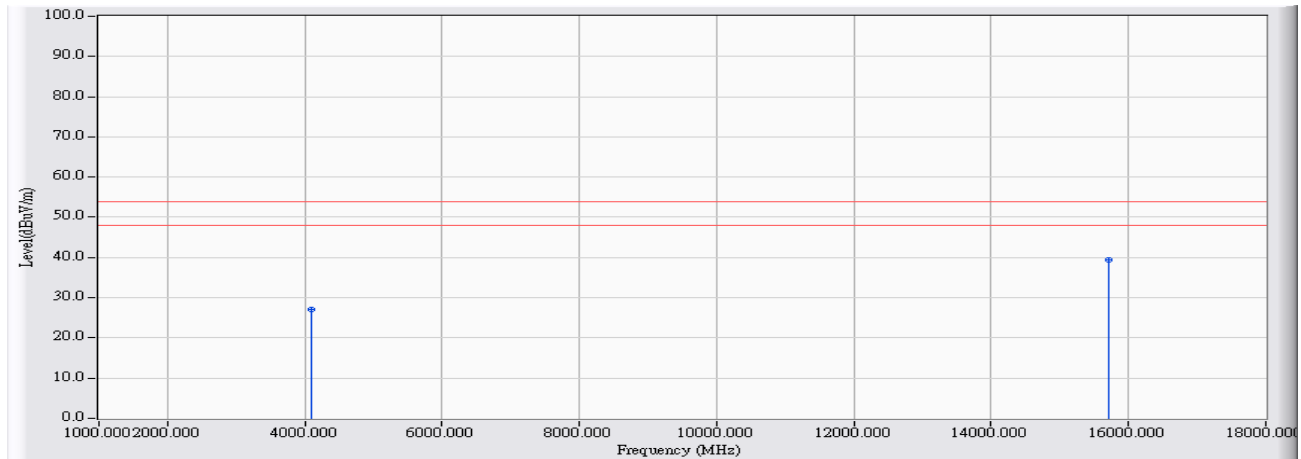


		Frequency (MHz)	Correct Factor (dB)	Reading Level (dBuV)	Measure Level (dBuV/m)	Margin (dB)	Limit (dBuV/m)	Detector Type
1	*	4091.000	-3.829	68.740	64.911	-9.089	74.000	PEAK
2		6389.000	3.283	50.110	53.392	-20.608	74.000	PEAK
3		10479.000	14.182	47.660	61.841	-12.159	74.000	PEAK
4		15723.000	15.587	42.520	58.107	-15.893	74.000	PEAK

Note:

1. All Readings below 1GHz are Quasi-Peak, above 1GHz are performed with peak and/or average measurements as necessary.
2. Peak measurements: RBW = 1MHz, VBW = 1MHz, Sweep: Auto.
3. Average measurements: RBW = 1MHz, VBW = 10 Hz, Sweep: Auto.
4. “ * ”, means this data is the worst emission level.
5. “ # ”, means the frequency is out of the restricted band.
6. Measurement Level = Reading Level + Correct Factor.
7. The average measurement was not performed when the peak measured data under the limit of average detection.

Site : CB4-H	Time : 2017/02/16
Limit : FCC_SpartC_15.209_03M_AV	Margin : 6
Probe : CB4-H_FCC_EFS_B091_1-18GHz_3M_0117 - VERTICAL	Power : AC 120V/60Hz
EUT : Wireless-AC2900 Dual Band Gigabit Router	Note : Mode 1: Tx_ADP: AD890326010-2LF_ CDD Mode (802.11 a)_ 802.11a_5240MHz

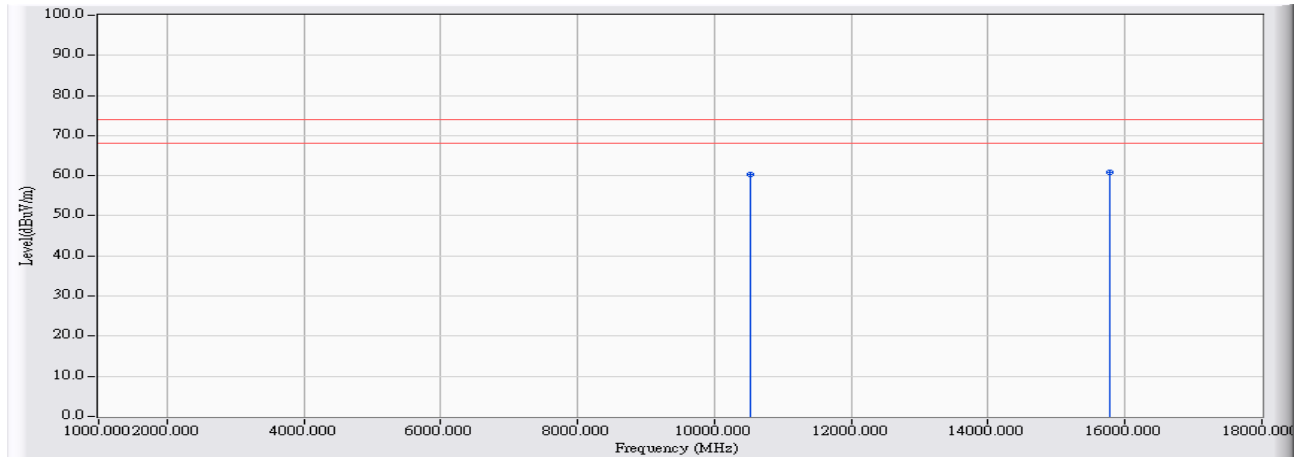


		Frequency (MHz)	Correct Factor (dB)	Reading Level (dBuV)	Measure Level (dBuV/m)	Margin (dB)	Limit (dBuV/m)	Detector Type
1		4093.000	-3.821	30.860	27.039	-26.961	54.000	AVERAGE
2	*	15717.000	15.596	23.780	39.376	-14.624	54.000	AVERAGE

Note:

1. All Readings below 1GHz are Quasi-Peak, above 1GHz are performed with peak and/or average measurements as necessary.
2. Peak measurements: RBW = 1MHz, VBW = 1MHz, Sweep: Auto.
3. Average measurements: RBW = 1MHz, VBW = 10 Hz, Sweep: Auto.
4. " * ", means this data is the worst emission level.
5. " # ", means the frequency is out of the restricted band.
6. Measurement Level = Reading Level + Correct Factor.
7. The average measurement was not performed when the peak measured data under the limit of average detection.

Site : CB4-H	Time : 2017/05/09
Limit : FCC_SpartC_15.209_03M_PK	Margin : 6
Probe : CB4-H_FCC_EFS_B091_1-18GHz_3M_0117 - HORIZONTAL	Power : AC 120V/60Hz
EUT : Wireless-AC2900 Dual Band Gigabit Router	Note : Mode 1: Tx_ADP: AD890326010-2LF_ CDD Mode (802.11 a)_ 802.11a_5260MHz

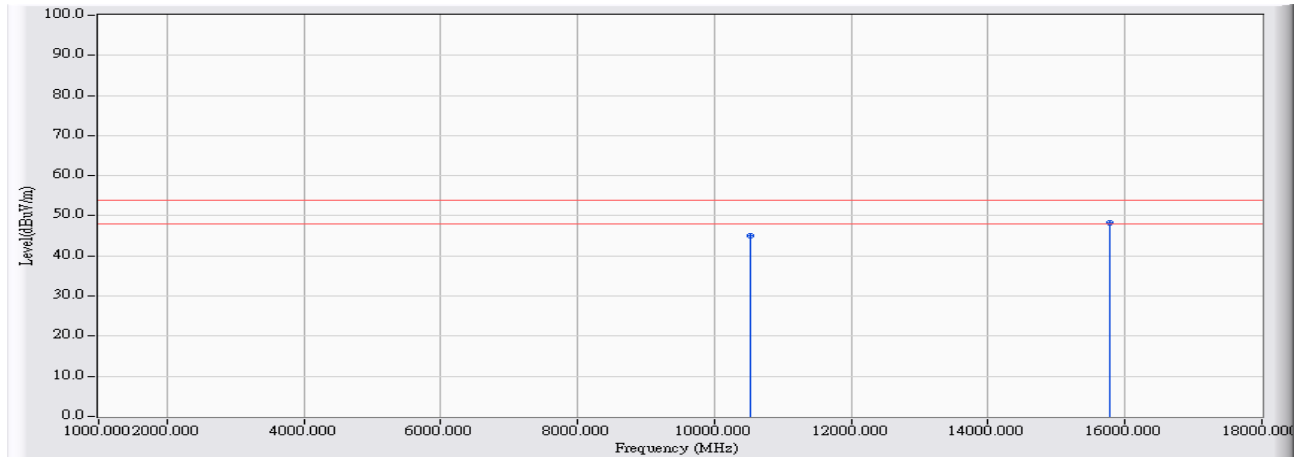


		Frequency (MHz)	Correct Factor (dB)	Reading Level (dBuV)	Measure Level (dBuV/m)	Margin (dB)	Limit (dBuV/m)	Detector Type
1		10520.000	21.728	38.460	60.188	-13.812	74.000	PEAK
2	*	15780.000	24.091	36.770	60.861	-13.139	74.000	PEAK

Note:

1. All Readings below 1GHz are Quasi-Peak, above 1GHz are performed with peak and/or average measurements as necessary.
2. Peak measurements: RBW = 1MHz, VBW = 1MHz, Sweep: Auto.
3. Average measurements: RBW = 1MHz, VBW = 10 Hz, Sweep: Auto.
4. “ * ”, means this data is the worst emission level.
5. “ # ”, means the frequency is out of the restricted band.
6. Measurement Level = Reading Level + Correct Factor.
7. The average measurement was not performed when the peak measured data under the limit of average detection.

Site : CB4-H	Time : 2017/05/09
Limit : FCC_SpartC_15.209_03M_AV	Margin : 6
Probe : CB4-H_FCC_EFS_B091_1-18GHz_3M_0117 - HORIZONTAL	Power : AC 120V/60Hz
EUT : Wireless-AC2900 Dual Band Gigabit Router	Note : Mode 1: Tx_ADP: AD890326010-2LF_CDD Mode (802.11 a)_ 802.11a_5260MHz

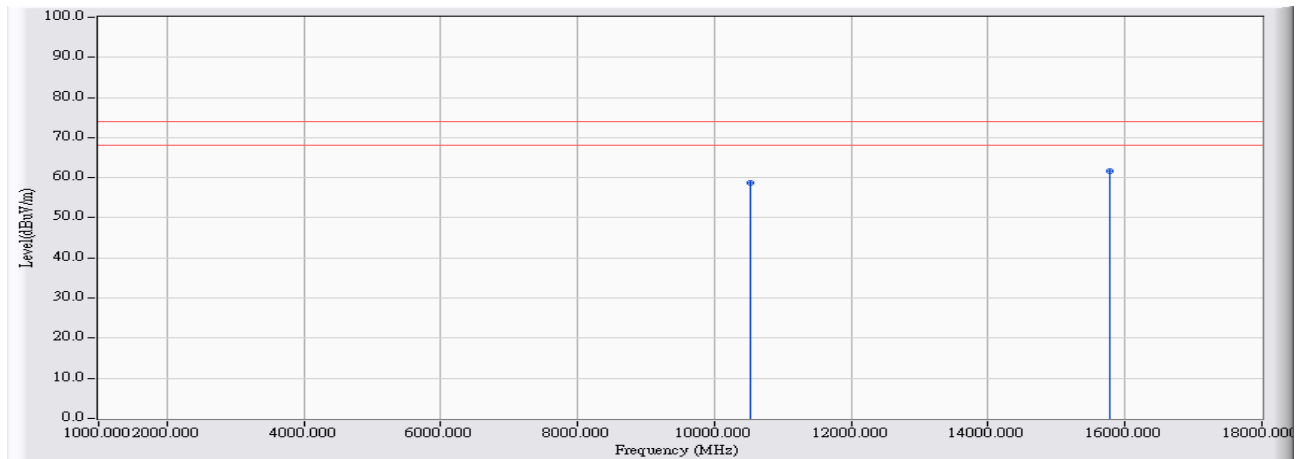


	Frequency (MHz)	Correct Factor (dB)	Reading Level (dBuV)	Measure Level (dBuV/m)	Margin (dB)	Limit (dBuV/m)	Detector Type
1	10520.000	21.728	23.330	45.058	-8.942	54.000	AVERAGE
2	* 15780.000	24.091	24.040	48.131	-5.869	54.000	AVERAGE

Note:

1. All Readings below 1GHz are Quasi-Peak, above 1GHz are performed with peak and/or average measurements as necessary.
2. Peak measurements: RBW = 1MHz, VBW = 1MHz, Sweep: Auto.
3. Average measurements: RBW = 1MHz, VBW = 10 Hz, Sweep: Auto.
4. “ * ”, means this data is the worst emission level.
5. “ # ”, means the frequency is out of the restricted band.
6. Measurement Level = Reading Level + Correct Factor.
7. The average measurement was not performed when the peak measured data under the limit of average detection.

Site : CB4-H	Time : 2017/05/09
Limit : FCC_SpartC_15.209_03M_PK	Margin : 6
Probe : CB4-H_FCC_EFS_B091_1-18GHz_3M_0117 - VERTICAL	Power : AC 120V/60Hz
EUT : Wireless-AC2900 Dual Band Gigabit Router	Note : Mode 1: Tx_ADP: AD890326010-2LF_CDD Mode (802.11 a)_ 802.11a_5260MHz

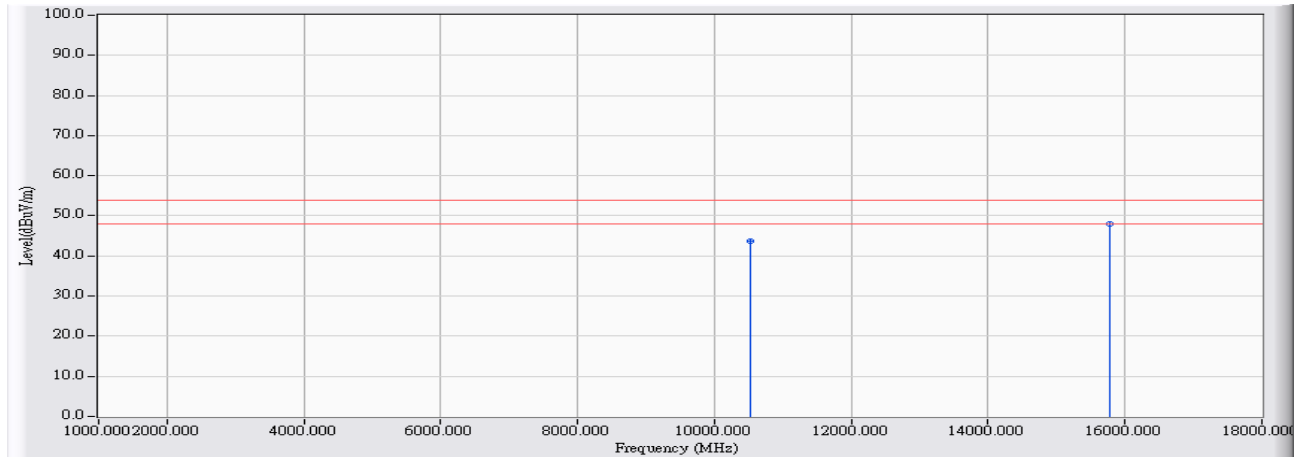


		Frequency (MHz)	Correct Factor (dB)	Reading Level (dBuV)	Measure Level (dBuV/m)	Margin (dB)	Limit (dBuV/m)	Detector Type
1		10520.000	21.728	37.040	58.768	-15.232	74.000	PEAK
2	*	15780.000	24.091	37.640	61.731	-12.269	74.000	PEAK

Note:

1. All Readings below 1GHz are Quasi-Peak, above 1GHz are performed with peak and/or average measurements as necessary.
2. Peak measurements: RBW = 1MHz, VBW = 1MHz, Sweep: Auto.
3. Average measurements: RBW = 1MHz, VBW = 10 Hz, Sweep: Auto.
4. “ * ”, means this data is the worst emission level.
5. “ # ”, means the frequency is out of the restricted band.
6. Measurement Level = Reading Level + Correct Factor.
7. The average measurement was not performed when the peak measured data under the limit of average detection.

Site : CB4-H	Time : 2017/05/09
Limit : FCC_SpartC_15.209_03M_AV	Margin : 6
Probe : CB4-H_FCC_EFS_B091_1-18GHz_3M_0117 - VERTICAL	Power : AC 120V/60Hz
EUT : Wireless-AC2900 Dual Band Gigabit Router	Note : Mode 1: Tx_ADP: AD890326010-2LF_CDD Mode (802.11 a)_ 802.11a_5260MHz

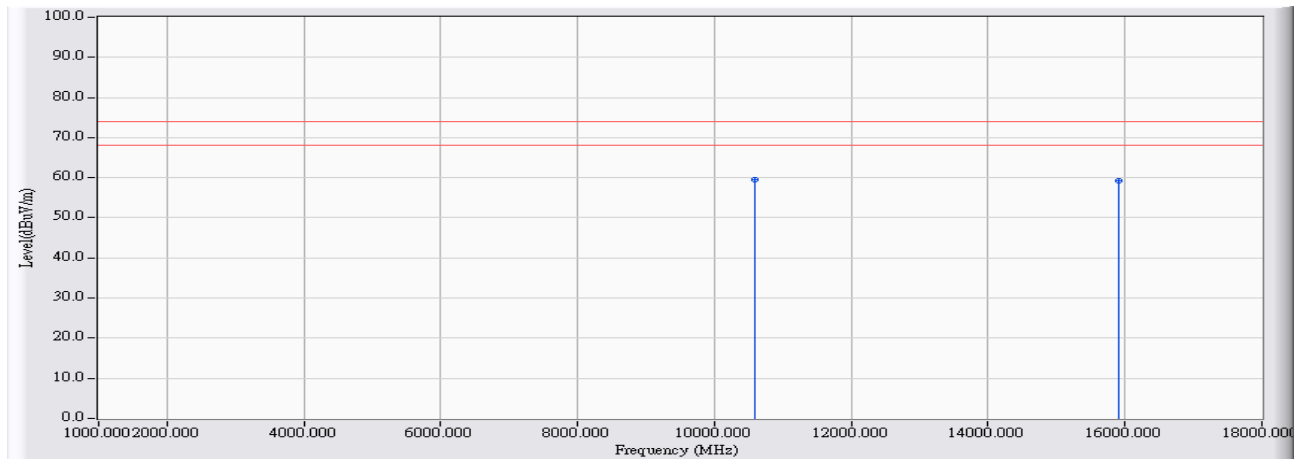


		Frequency (MHz)	Correct Factor (dB)	Reading Level (dBuV)	Measure Level (dBuV/m)	Margin (dB)	Limit (dBuV/m)	Detector Type
1		10520.000	21.728	22.040	43.768	-10.232	54.000	AVERAGE
2	*	15780.000	24.091	23.810	47.901	-6.099	54.000	AVERAGE

Note:

1. All Readings below 1GHz are Quasi-Peak, above 1GHz are performed with peak and/or average measurements as necessary.
2. Peak measurements: RBW = 1MHz, VBW = 1MHz, Sweep: Auto.
3. Average measurements: RBW = 1MHz, VBW = 10 Hz, Sweep: Auto.
4. “ * ”, means this data is the worst emission level.
5. “ # ”, means the frequency is out of the restricted band.
6. Measurement Level = Reading Level + Correct Factor.
7. The average measurement was not performed when the peak measured data under the limit of average detection.

Site : CB4-H	Time : 2017/05/09
Limit : FCC_SpartC_15.209_03M_PK	Margin : 6
Probe : CB4-H_FCC_EFS_B091_1-18GHz_3M_0117 - HORIZONTAL	Power : AC 120V/60Hz
EUT : Wireless-AC2900 Dual Band Gigabit Router	Note : Mode 1: Tx_ADP: AD890326010-2LF_CDD Mode (802.11 a)_ 802.11a_5300MHz

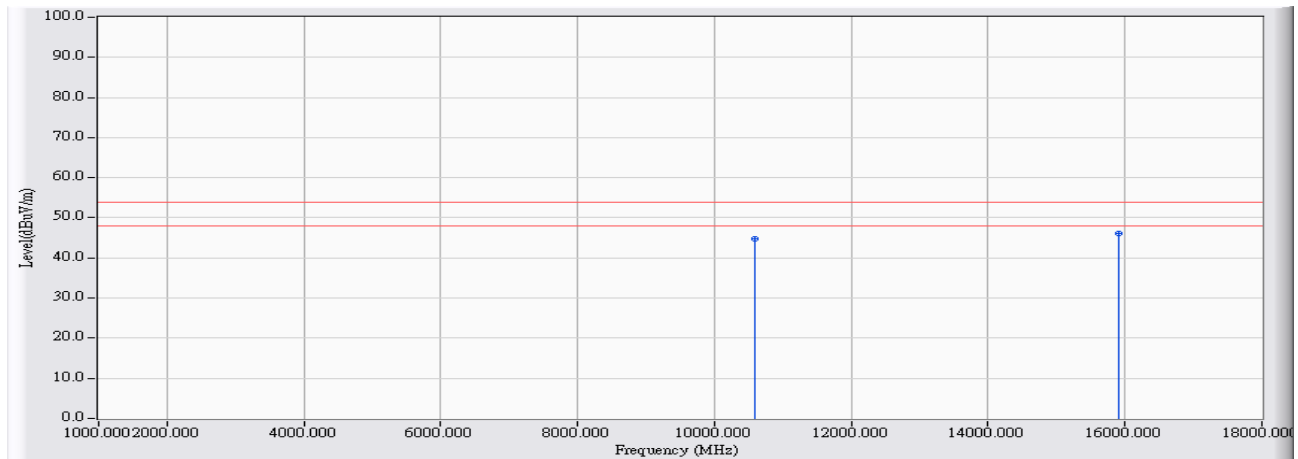


		Frequency (MHz)	Correct Factor (dB)	Reading Level (dBuV)	Measure Level (dBuV/m)	Margin (dB)	Limit (dBuV/m)	Detector Type
1	*	10600.000	22.122	37.310	59.432	-14.568	74.000	PEAK
2		15900.000	23.942	35.240	59.182	-14.818	74.000	PEAK

Note:

1. All Readings below 1GHz are Quasi-Peak, above 1GHz are performed with peak and/or average measurements as necessary.
2. Peak measurements: RBW = 1MHz, VBW = 1MHz, Sweep: Auto.
3. Average measurements: RBW = 1MHz, VBW = 10 Hz, Sweep: Auto.
4. “ * ”, means this data is the worst emission level.
5. “ # ”, means the frequency is out of the restricted band.
6. Measurement Level = Reading Level + Correct Factor.
7. The average measurement was not performed when the peak measured data under the limit of average detection.

Site : CB4-H	Time : 2017/05/09
Limit : FCC_SpartC_15.209_03M_AV	Margin : 6
Probe : CB4-H_FCC_EFS_B091_1-18GHz_3M_0117 - HORIZONTAL	Power : AC 120V/60Hz
EUT : Wireless-AC2900 Dual Band Gigabit Router	Note : Mode 1: Tx_ADP: AD890326010-2LF_ CDD Mode (802.11 a)_ 802.11a_5300MHz

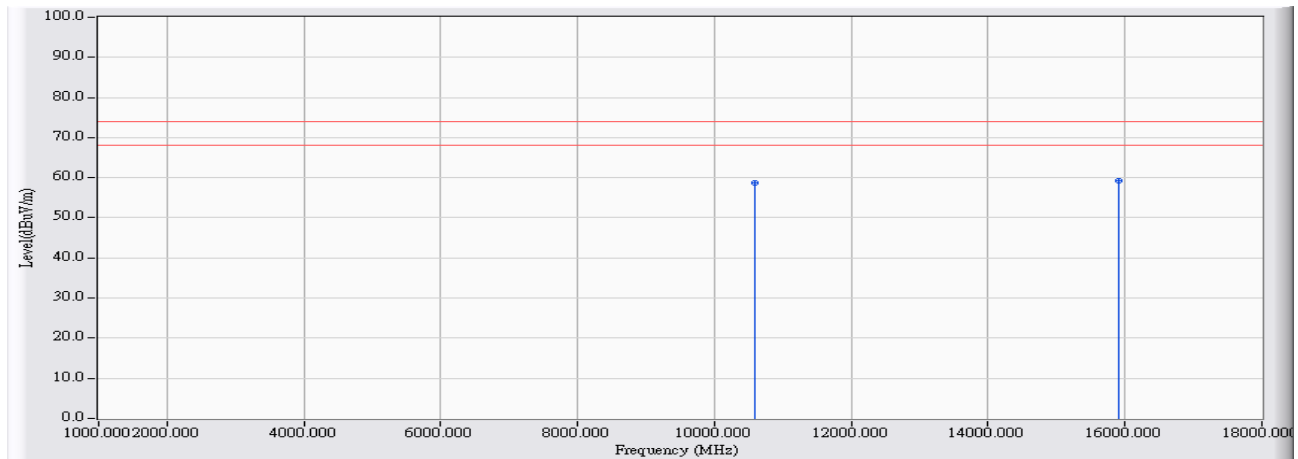


		Frequency (MHz)	Correct Factor (dB)	Reading Level (dBuV)	Measure Level (dBuV/m)	Margin (dB)	Limit (dBuV/m)	Detector Type
1		10600.000	22.122	22.640	44.762	-9.238	54.000	AVERAGE
2	*	15900.000	23.942	22.220	46.162	-7.838	54.000	AVERAGE

Note:

1. All Readings below 1GHz are Quasi-Peak, above 1GHz are performed with peak and/or average measurements as necessary.
2. Peak measurements: RBW = 1MHz, VBW = 1MHz, Sweep: Auto.
3. Average measurements: RBW = 1MHz, VBW = 10 Hz, Sweep: Auto.
4. “ * ”, means this data is the worst emission level.
5. “ # ”, means the frequency is out of the restricted band.
6. Measurement Level = Reading Level + Correct Factor.
7. The average measurement was not performed when the peak measured data under the limit of average detection.

Site : CB4-H	Time : 2017/05/09
Limit : FCC_SpartC_15.209_03M_PK	Margin : 6
Probe : CB4-H_FCC_EFS_B091_1-18GHz_3M_0117 - VERTICAL	Power : AC 120V/60Hz
EUT : Wireless-AC2900 Dual Band Gigabit Router	Note : Mode 1: Tx_ADP: AD890326010-2LF_CDD Mode (802.11 a)_ 802.11a_5300MHz

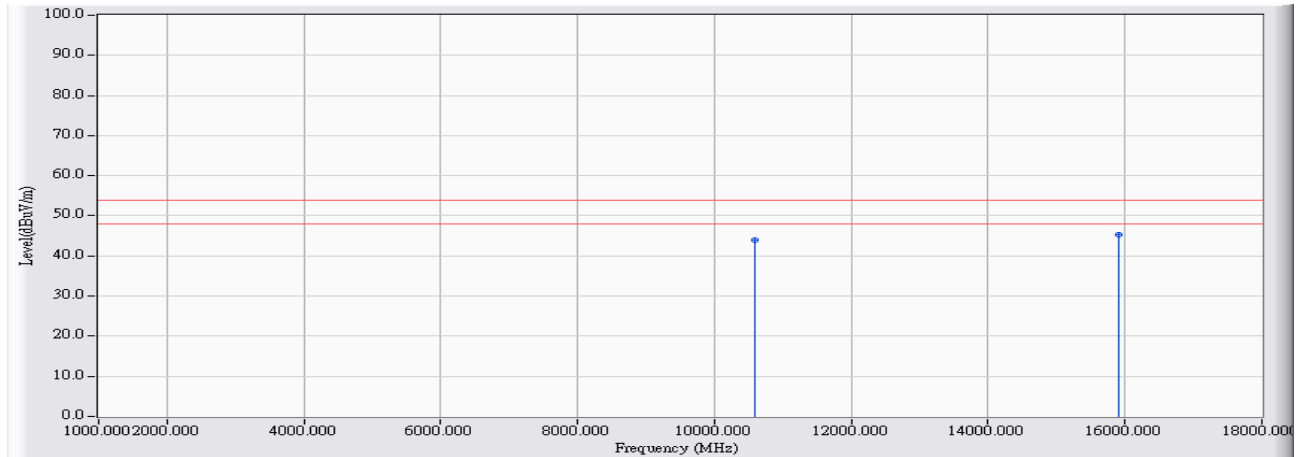


	Frequency (MHz)	Correct Factor (dB)	Reading Level (dBuV)	Measure Level (dBuV/m)	Margin (dB)	Limit (dBuV/m)	Detector Type
1	10600.000	22.122	36.720	58.842	-15.158	74.000	PEAK
2	* 15900.000	23.942	35.420	59.362	-14.638	74.000	PEAK

Note:

1. All Readings below 1GHz are Quasi-Peak, above 1GHz are performed with peak and/or average measurements as necessary.
2. Peak measurements: RBW = 1MHz, VBW = 1MHz, Sweep: Auto.
3. Average measurements: RBW = 1MHz, VBW = 10 Hz, Sweep: Auto.
4. “ * ”, means this data is the worst emission level.
5. “ # ”, means the frequency is out of the restricted band.
6. Measurement Level = Reading Level + Correct Factor.
7. The average measurement was not performed when the peak measured data under the limit of average detection.

Site : CB4-H	Time : 2017/05/09
Limit : FCC_SpartC_15.209_03M_AV	Margin : 6
Probe : CB4-H_FCC_EFS_B091_1-18GHz_3M_0117 - VERTICAL	Power : AC 120V/60Hz
EUT : Wireless-AC2900 Dual Band Gigabit Router	Note : Mode 1: Tx_ADP: AD890326010-2LF_CDD Mode (802.11 a)_ 802.11a_5300MHz

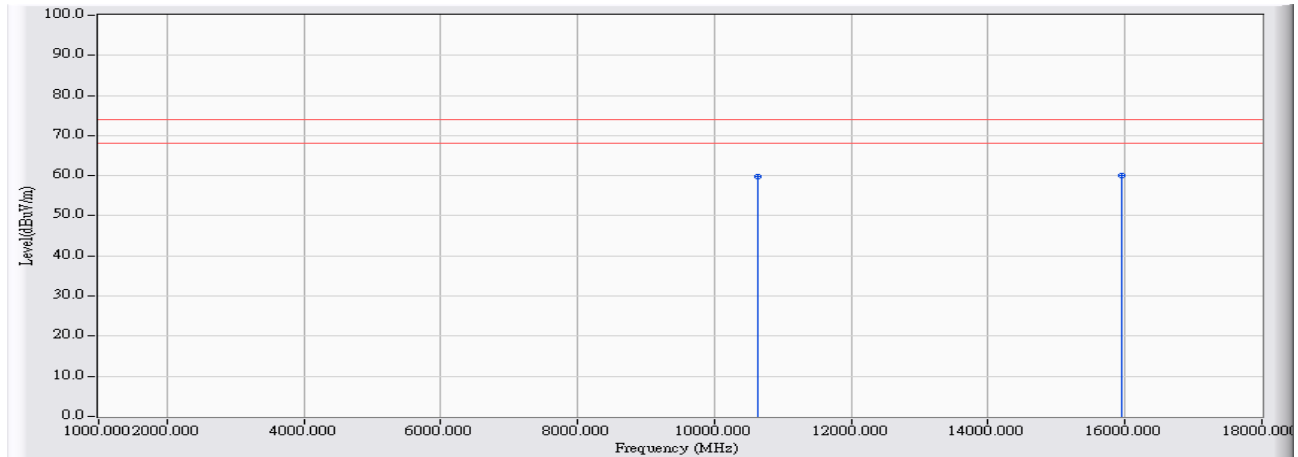


		Frequency (MHz)	Correct Factor (dB)	Reading Level (dBuV)	Measure Level (dBuV/m)	Margin (dB)	Limit (dBuV/m)	Detector Type
1		10600.000	22.122	21.840	43.962	-10.038	54.000	AVERAGE
2	*	15900.000	23.942	21.440	45.382	-8.618	54.000	AVERAGE

Note:

1. All Readings below 1GHz are Quasi-Peak, above 1GHz are performed with peak and/or average measurements as necessary.
2. Peak measurements: RBW = 1MHz, VBW = 1MHz, Sweep: Auto.
3. Average measurements: RBW = 1MHz, VBW = 10 Hz, Sweep: Auto.
4. “ * ”, means this data is the worst emission level.
5. “ # ”, means the frequency is out of the restricted band.
6. Measurement Level = Reading Level + Correct Factor.
7. The average measurement was not performed when the peak measured data under the limit of average detection.

Site : CB4-H	Time : 2017/05/09
Limit : FCC_SpartC_15.209_03M_PK	Margin : 6
Probe : CB4-H_FCC_EFS_B091_1-18GHz_3M_0117 - HORIZONTAL	Power : AC 120V/60Hz
EUT : Wireless-AC2900 Dual Band Gigabit Router	Note : Mode 1: Tx_ADP: AD890326010-2LF_CDD Mode (802.11 a)_ 802.11a_5320MHz

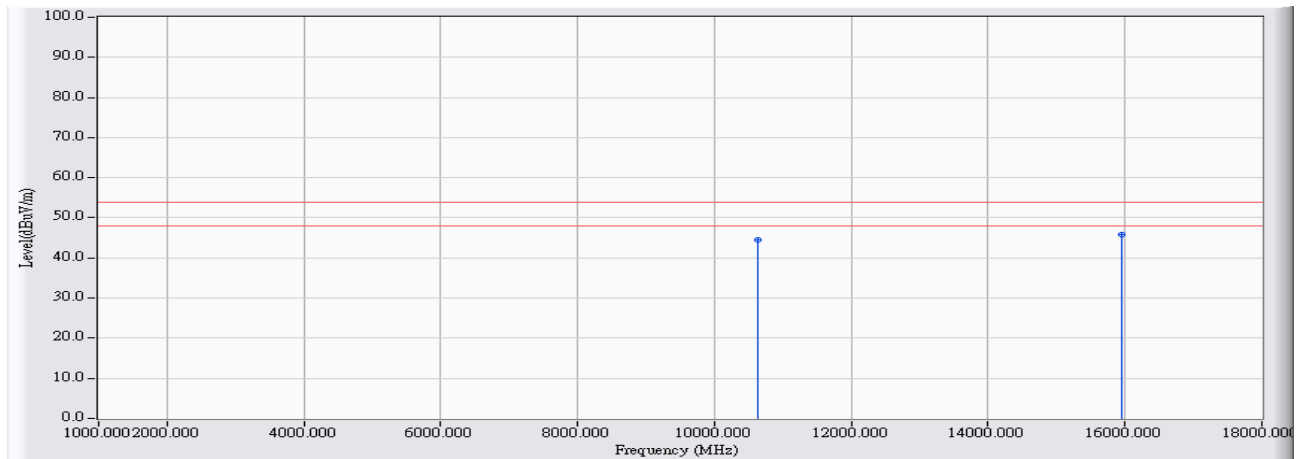


		Frequency (MHz)	Correct Factor (dB)	Reading Level (dBuV)	Measure Level (dBuV/m)	Margin (dB)	Limit (dBuV/m)	Detector Type
1		10640.000	22.319	37.520	59.839	-14.161	74.000	PEAK
2	*	15960.000	23.868	36.170	60.038	-13.962	74.000	PEAK

Note:

1. All Readings below 1GHz are Quasi-Peak, above 1GHz are performed with peak and/or average measurements as necessary.
2. Peak measurements: RBW = 1MHz, VBW = 1MHz, Sweep: Auto.
3. Average measurements: RBW = 1MHz, VBW = 10 Hz, Sweep: Auto.
4. “ * ”, means this data is the worst emission level.
5. “ # ”, means the frequency is out of the restricted band.
6. Measurement Level = Reading Level + Correct Factor.
7. The average measurement was not performed when the peak measured data under the limit of average detection.

Site : CB4-H	Time : 2017/05/09
Limit : FCC_SpartC_15.209_03M_AV	Margin : 6
Probe : CB4-H_FCC_EFS_B091_1-18GHz_3M_0117 - HORIZONTAL	Power : AC 120V/60Hz
EUT : Wireless-AC2900 Dual Band Gigabit Router	Note : Mode 1: Tx_ADP: AD890326010-2LF_CDD Mode (802.11 a)_ 802.11a_5320MHz

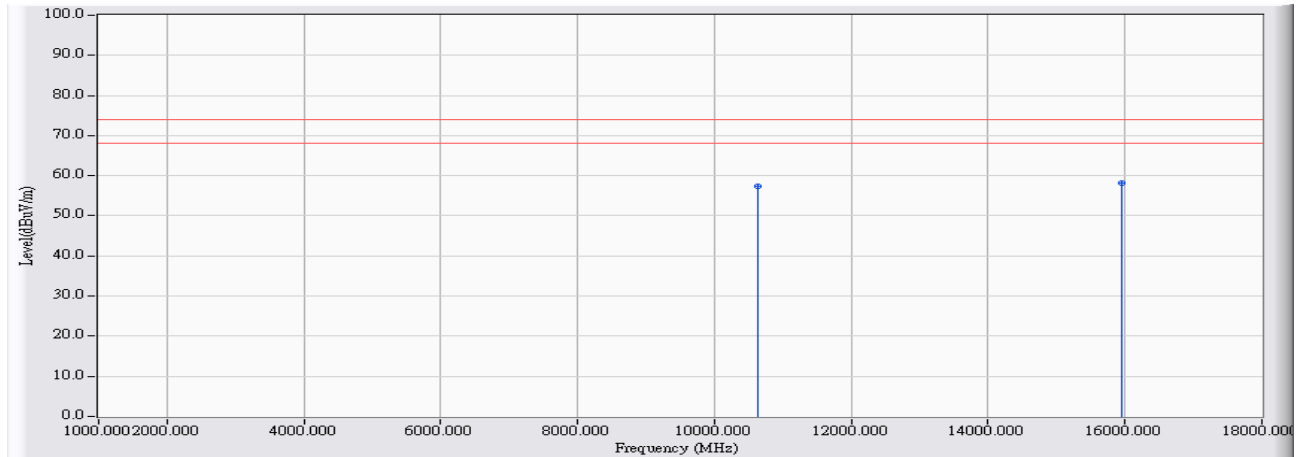


	Frequency (MHz)	Correct Factor (dB)	Reading Level (dBuV)	Measure Level (dBuV/m)	Margin (dB)	Limit (dBuV/m)	Detector Type
1	10640.000	22.319	22.250	44.569	-9.431	54.000	AVERAGE
2	* 15960.000	23.868	21.860	45.728	-8.272	54.000	AVERAGE

Note:

1. All Readings below 1GHz are Quasi-Peak, above 1GHz are performed with peak and/or average measurements as necessary.
2. Peak measurements: RBW = 1MHz, VBW = 1MHz, Sweep: Auto.
3. Average measurements: RBW = 1MHz, VBW = 10 Hz, Sweep: Auto.
4. “ * ”, means this data is the worst emission level.
5. “ # ”, means the frequency is out of the restricted band.
6. Measurement Level = Reading Level + Correct Factor.
7. The average measurement was not performed when the peak measured data under the limit of average detection.

Site : CB4-H	Time : 2017/05/09
Limit : FCC_SpartC_15.209_03M_PK	Margin : 6
Probe : CB4-H_FCC_EFS_B091_1-18GHz_3M_0117 - VERTICAL	Power : AC 120V/60Hz
EUT : Wireless-AC2900 Dual Band Gigabit Router	Note : Mode 1: Tx_ADP: AD890326010-2LF_CDD Mode (802.11 a)_ 802.11a_5320MHz

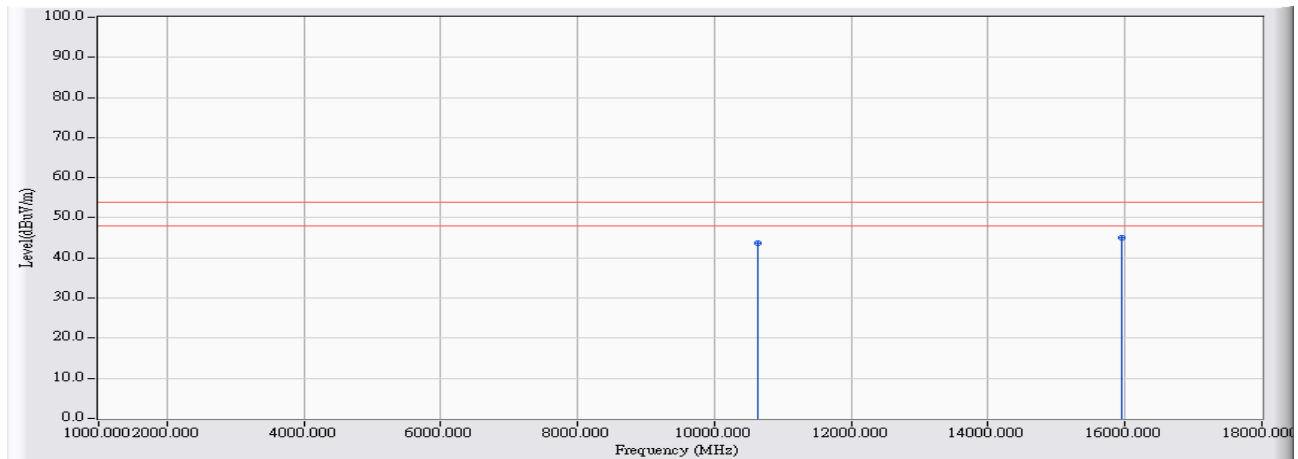


	Frequency (MHz)	Correct Factor (dB)	Reading Level (dBuV)	Measure Level (dBuV/m)	Margin (dB)	Limit (dBuV/m)	Detector Type
1	10640.000	22.319	35.160	57.479	-16.521	74.000	PEAK
2	* 15960.000	23.868	34.420	58.288	-15.712	74.000	PEAK

Note:

1. All Readings below 1GHz are Quasi-Peak, above 1GHz are performed with peak and/or average measurements as necessary.
2. Peak measurements: RBW = 1MHz, VBW = 1MHz, Sweep: Auto.
3. Average measurements: RBW = 1MHz, VBW = 10 Hz, Sweep: Auto.
4. “ * ”, means this data is the worst emission level.
5. “ # ”, means the frequency is out of the restricted band.
6. Measurement Level = Reading Level + Correct Factor.
7. The average measurement was not performed when the peak measured data under the limit of average detection.

Site : CB4-H	Time : 2017/05/09
Limit : FCC_SpartC_15.209_03M_AV	Margin : 6
Probe : CB4-H_FCC_EFS_B091_1-18GHz_3M_0117 - VERTICAL	Power : AC 120V/60Hz
EUT : Wireless-AC2900 Dual Band Gigabit Router	Note : Mode 1: Tx_ADP: AD890326010-2LF_ CDD Mode (802.11 a)_ 802.11a_5320MHz

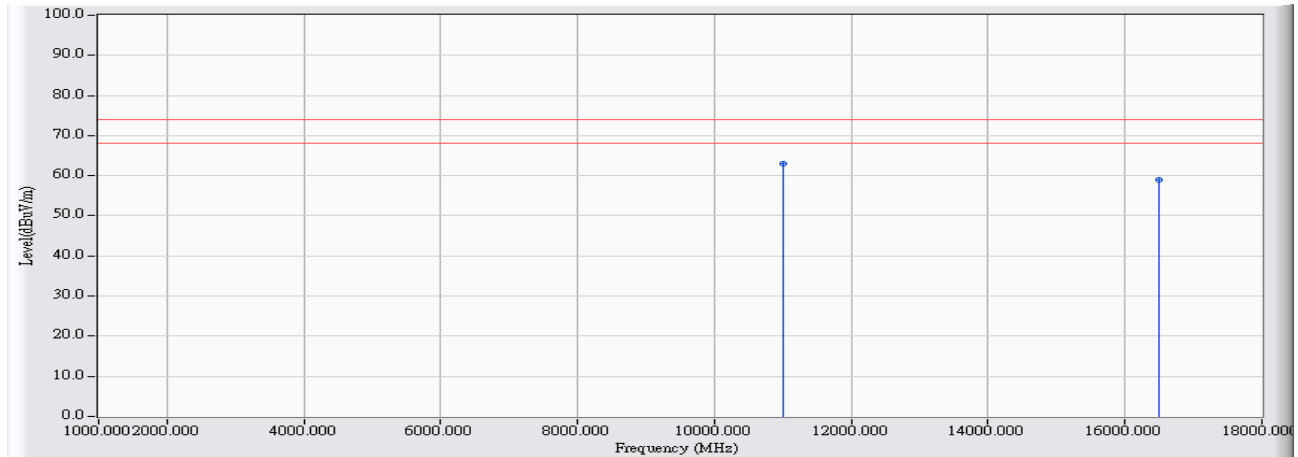


	Frequency (MHz)	Correct Factor (dB)	Reading Level (dBuV)	Measure Level (dBuV/m)	Margin (dB)	Limit (dBuV/m)	Detector Type
1	10640.000	22.319	21.390	43.709	-10.291	54.000	AVERAGE
2	* 15960.000	23.868	21.080	44.948	-9.052	54.000	AVERAGE

Note:

1. All Readings below 1GHz are Quasi-Peak, above 1GHz are performed with peak and/or average measurements as necessary.
2. Peak measurements: RBW = 1MHz, VBW = 1MHz, Sweep: Auto.
3. Average measurements: RBW = 1MHz, VBW = 10 Hz, Sweep: Auto.
4. “ * ”, means this data is the worst emission level.
5. “ # ”, means the frequency is out of the restricted band.
6. Measurement Level = Reading Level + Correct Factor.
7. The average measurement was not performed when the peak measured data under the limit of average detection.

Site : CB4-H	Time : 2017/05/09
Limit : FCC_SpartC_15.209_03M_PK	Margin : 6
Probe : CB4-H_FCC_EFS_B091_1-18GHz_3M_0117 - HORIZONTAL	Power : AC 120V/60Hz
EUT : Wireless-AC2900 Dual Band Gigabit Router	Note : Mode 1: Tx_ADP: AD890326010-2LF_CDD Mode (802.11 a)_ 802.11a_5500MHz

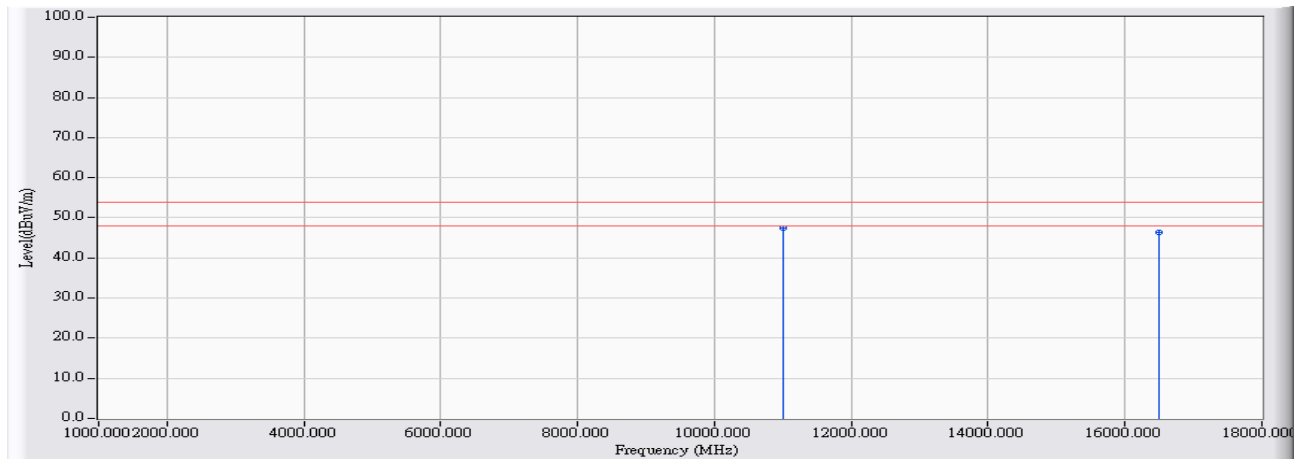


		Frequency (MHz)	Correct Factor (dB)	Reading Level (dBuV)	Measure Level (dBuV/m)	Margin (dB)	Limit (dBuV/m)	Detector Type
1	*	11000.000	22.797	40.220	63.017	-10.983	74.000	PEAK
2		16500.000	25.250	33.670	58.920	-15.080	74.000	PEAK

Note:

1. All Readings below 1GHz are Quasi-Peak, above 1GHz are performed with peak and/or average measurements as necessary.
2. Peak measurements: RBW = 1MHz, VBW = 1MHz, Sweep: Auto.
3. Average measurements: RBW = 1MHz, VBW = 10 Hz, Sweep: Auto.
4. “ * ”, means this data is the worst emission level.
5. “ # ”, means the frequency is out of the restricted band.
6. Measurement Level = Reading Level + Correct Factor.
7. The average measurement was not performed when the peak measured data under the limit of average detection.

Site : CB4-H	Time : 2017/05/09
Limit : FCC_SpartC_15.209_03M_AV	Margin : 6
Probe : CB4-H_FCC_EFS_B091_1-18GHz_3M_0117 - HORIZONTAL	Power : AC 120V/60Hz
EUT : Wireless-AC2900 Dual Band Gigabit Router	Note : Mode 1: Tx_ADP: AD890326010-2LF_ CDD Mode (802.11 a)_ 802.11a_5500MHz

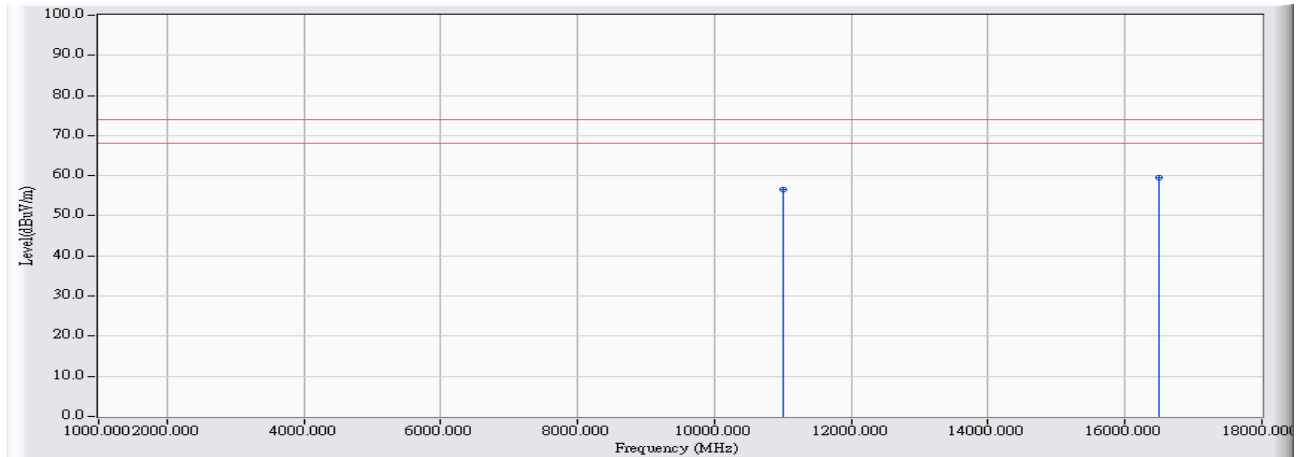


		Frequency (MHz)	Correct Factor (dB)	Reading Level (dBuV)	Measure Level (dBuV/m)	Margin (dB)	Limit (dBuV/m)	Detector Type
1	*	11000.000	22.797	24.640	47.437	-6.563	54.000	AVERAGE
2		16500.000	25.250	21.050	46.300	-7.700	54.000	AVERAGE

Note:

1. All Readings below 1GHz are Quasi-Peak, above 1GHz are performed with peak and/or average measurements as necessary.
2. Peak measurements: RBW = 1MHz, VBW = 1MHz, Sweep: Auto.
3. Average measurements: RBW = 1MHz, VBW = 10 Hz, Sweep: Auto.
4. “ * ”, means this data is the worst emission level.
5. “ # ”, means the frequency is out of the restricted band.
6. Measurement Level = Reading Level + Correct Factor.
7. The average measurement was not performed when the peak measured data under the limit of average detection.

Site : CB4-H	Time : 2017/05/09
Limit : FCC_SpartC_15.209_03M_PK	Margin : 6
Probe : CB4-H_FCC_EFS_B091_1-18GHz_3M_0117 - VERTICAL	Power : AC 120V/60Hz
EUT : Wireless-AC2900 Dual Band Gigabit Router	Note : Mode 1: Tx_ADP: AD890326010-2LF_ CDD Mode (802.11 a)_ 802.11a_5500MHz

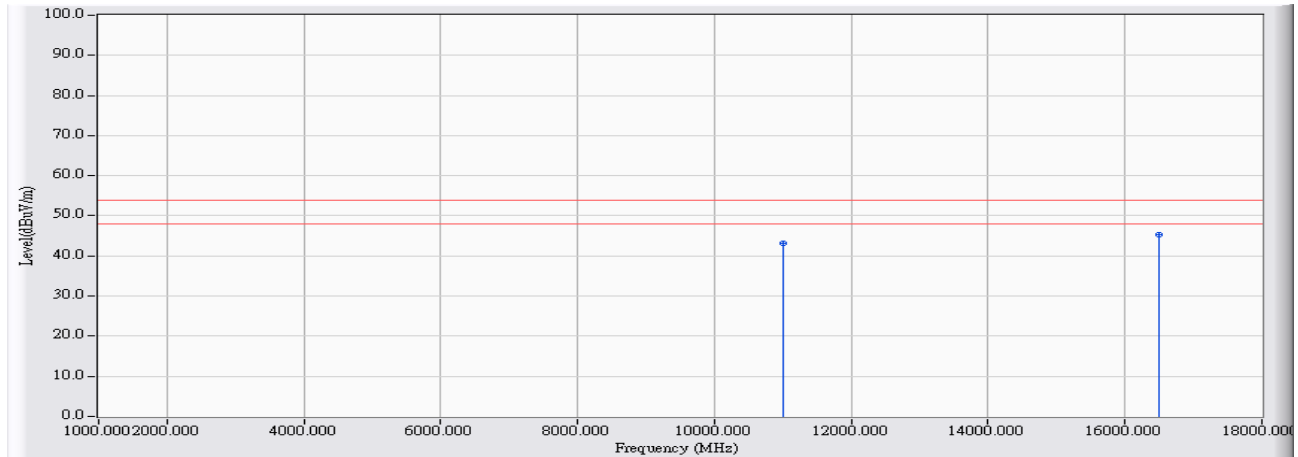


	Frequency (MHz)	Correct Factor (dB)	Reading Level (dBuV)	Measure Level (dBuV/m)	Margin (dB)	Limit (dBuV/m)	Detector Type
1	11000.000	22.797	33.830	56.627	-17.373	74.000	PEAK
2	* 16500.000	25.250	34.150	59.400	-14.600	74.000	PEAK

Note:

1. All Readings below 1GHz are Quasi-Peak, above 1GHz are performed with peak and/or average measurements as necessary.
2. Peak measurements: RBW = 1MHz, VBW = 1MHz, Sweep: Auto.
3. Average measurements: RBW = 1MHz, VBW = 10 Hz, Sweep: Auto.
4. “ * ”, means this data is the worst emission level.
5. “ # ”, means the frequency is out of the restricted band.
6. Measurement Level = Reading Level + Correct Factor.
7. The average measurement was not performed when the peak measured data under the limit of average detection.

Site : CB4-H	Time : 2017/05/09
Limit : FCC_SpartC_15.209_03M_AV	Margin : 6
Probe : CB4-H_FCC_EFS_B091_1-18GHz_3M_0117 - VERTICAL	Power : AC 120V/60Hz
EUT : Wireless-AC2900 Dual Band Gigabit Router	Note : Mode 1: Tx_ADP: AD890326010-2LF_ CDD Mode (802.11 a)_ 802.11a_5500MHz

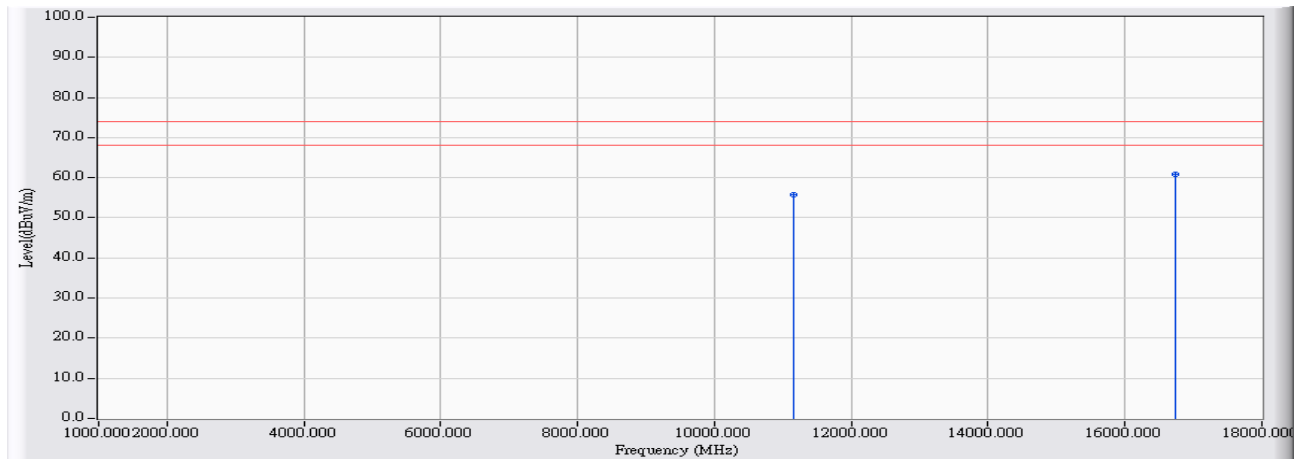


	Frequency (MHz)	Correct Factor (dB)	Reading Level (dBuV)	Measure Level (dBuV/m)	Margin (dB)	Limit (dBuV/m)	Detector Type
1	11000.000	22.797	20.350	43.147	-10.853	54.000	AVERAGE
2	* 16500.000	25.250	20.150	45.400	-8.600	54.000	AVERAGE

Note:

1. All Readings below 1GHz are Quasi-Peak, above 1GHz are performed with peak and/or average measurements as necessary.
2. Peak measurements: RBW = 1MHz, VBW = 1MHz, Sweep: Auto.
3. Average measurements: RBW = 1MHz, VBW = 10 Hz, Sweep: Auto.
4. “ * ”, means this data is the worst emission level.
5. “ # ”, means the frequency is out of the restricted band.
6. Measurement Level = Reading Level + Correct Factor.
7. The average measurement was not performed when the peak measured data under the limit of average detection.

Site : CB4-H	Time : 2017/05/09
Limit : FCC_SpartC_15.209_03M_PK	Margin : 6
Probe : CB4-H_FCC_EFS_B091_1-18GHz_3M_0117 - HORIZONTAL	Power : AC 120V/60Hz
EUT : Wireless-AC2900 Dual Band Gigabit Router	Note : Mode 1: Tx_ADP: AD890326010-2LF_CDD Mode (802.11 a)_ 802.11a_5580MHz

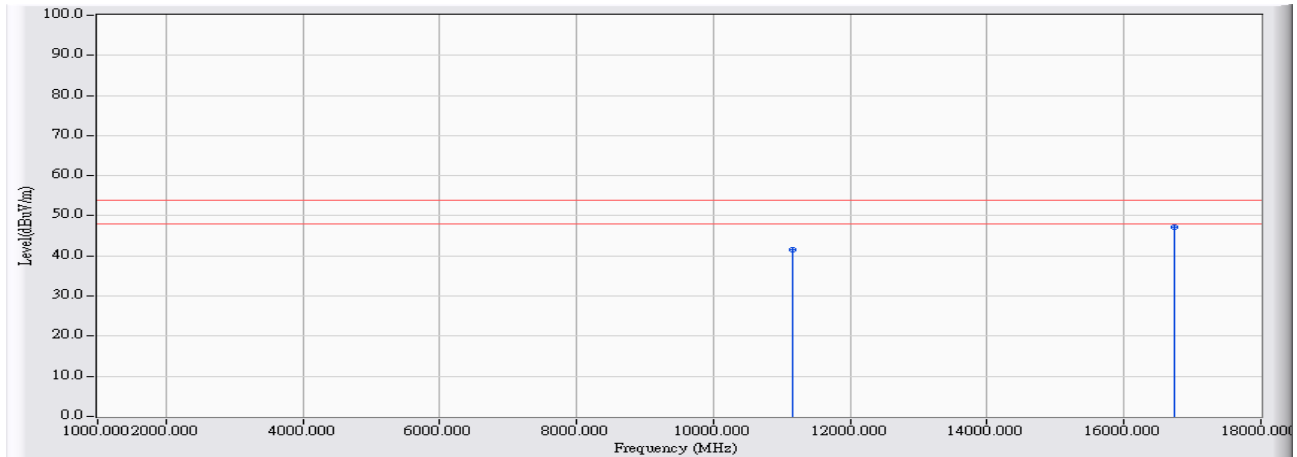


	Frequency (MHz)	Correct Factor (dB)	Reading Level (dBuV)	Measure Level (dBuV/m)	Margin (dB)	Limit (dBuV/m)	Detector Type
1	11160.000	22.841	32.810	55.651	-18.349	74.000	PEAK
2	* 16740.000	26.272	34.530	60.802	-13.198	74.000	PEAK

Note:

1. All Readings below 1GHz are Quasi-Peak, above 1GHz are performed with peak and/or average measurements as necessary.
2. Peak measurements: RBW = 1MHz, VBW = 1MHz, Sweep: Auto.
3. Average measurements: RBW = 1MHz, VBW = 10 Hz, Sweep: Auto.
4. “ * ”, means this data is the worst emission level.
5. “ # ”, means the frequency is out of the restricted band.
6. Measurement Level = Reading Level + Correct Factor.
7. The average measurement was not performed when the peak measured data under the limit of average detection.

Site : CB4-H	Time : 2017/05/09
Limit : FCC_SpartC_15.209_03M_AV	Margin : 6
Probe : CB4-H_FCC_EFS_B091_1-18GHz_3M_0117 - HORIZONTAL	Power : AC 120V/60Hz
EUT : Wireless-AC2900 Dual Band Gigabit Router	Note : Mode 1: Tx_ADP: AD890326010-2LF_CDD Mode (802.11 a)_ 802.11a_5580MHz

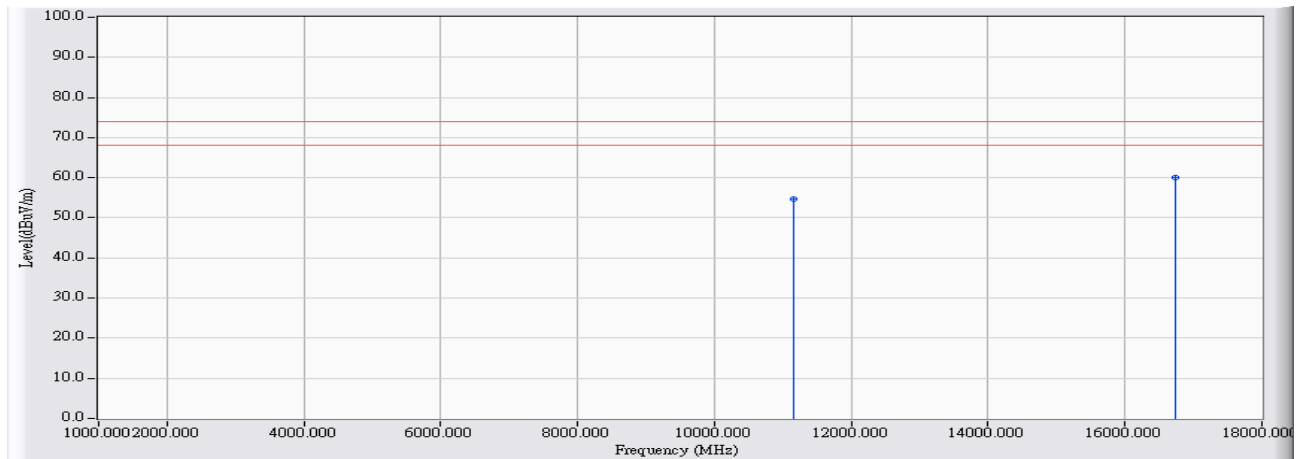


	Frequency (MHz)	Correct Factor (dB)	Reading Level (dBuV)	Measure Level (dBuV/m)	Margin (dB)	Limit (dBuV/m)	Detector Type
1	11160.000	22.841	18.710	41.551	-12.449	54.000	AVERAGE
2	* 16740.000	26.272	20.940	47.212	-6.788	54.000	AVERAGE

Note:

1. All Readings below 1GHz are Quasi-Peak, above 1GHz are performed with peak and/or average measurements as necessary.
2. Peak measurements: RBW = 1MHz, VBW = 1MHz, Sweep: Auto.
3. Average measurements: RBW = 1MHz, VBW = 10 Hz, Sweep: Auto.
4. “ * ”, means this data is the worst emission level.
5. “ # ”, means the frequency is out of the restricted band.
6. Measurement Level = Reading Level + Correct Factor.
7. The average measurement was not performed when the peak measured data under the limit of average detection.

Site : CB4-H	Time : 2017/05/09
Limit : FCC_SpartC_15.209_03M_PK	Margin : 6
Probe : CB4-H_FCC_EFS_B091_1-18GHz_3M_0117 - VERTICAL	Power : AC 120V/60Hz
EUT : Wireless-AC2900 Dual Band Gigabit Router	Note : Mode 1: Tx_ADP: AD890326010-2LF_CDD Mode (802.11 a)_ 802.11a_5580MHz

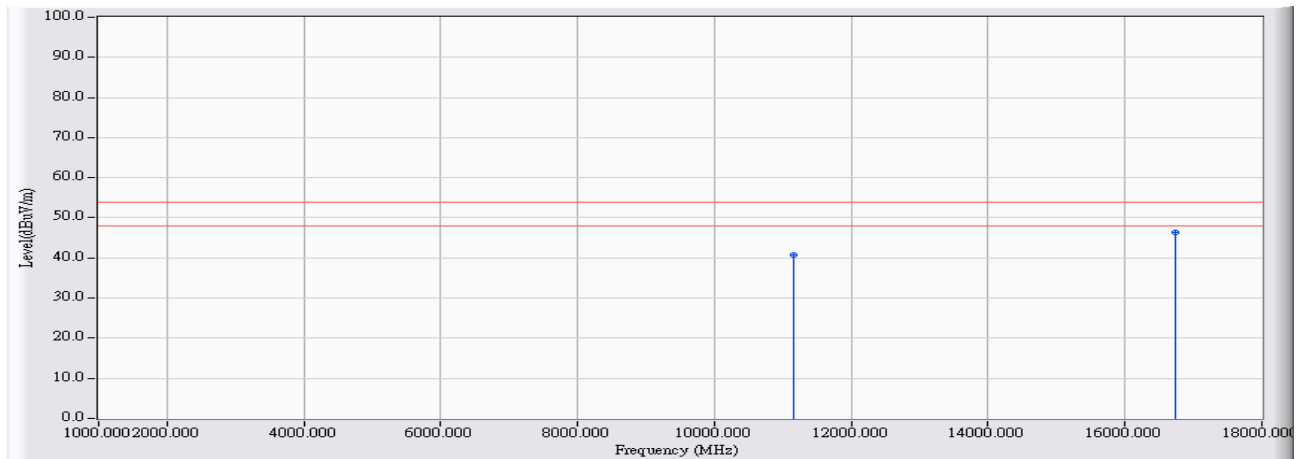


	Frequency (MHz)	Correct Factor (dB)	Reading Level (dBuV)	Measure Level (dBuV/m)	Margin (dB)	Limit (dBuV/m)	Detector Type
1	11160.000	22.841	31.910	54.751	-19.249	74.000	PEAK
2	* 16740.000	26.272	33.760	60.032	-13.968	74.000	PEAK

Note:

1. All Readings below 1GHz are Quasi-Peak, above 1GHz are performed with peak and/or average measurements as necessary.
2. Peak measurements: RBW = 1MHz, VBW = 1MHz, Sweep: Auto.
3. Average measurements: RBW = 1MHz, VBW = 10 Hz, Sweep: Auto.
4. “ * ”, means this data is the worst emission level.
5. “ # ”, means the frequency is out of the restricted band.
6. Measurement Level = Reading Level + Correct Factor.
7. The average measurement was not performed when the peak measured data under the limit of average detection.

Site : CB4-H	Time : 2017/05/09
Limit : FCC_SpartC_15.209_03M_AV	Margin : 6
Probe : CB4-H_FCC_EFS_B091_1-18GHz_3M_0117 - VERTICAL	Power : AC 120V/60Hz
EUT : Wireless-AC2900 Dual Band Gigabit Router	Note : Mode 1: Tx_ADP: AD890326010-2LF_ CDD Mode (802.11 a)_ 802.11a_5580MHz

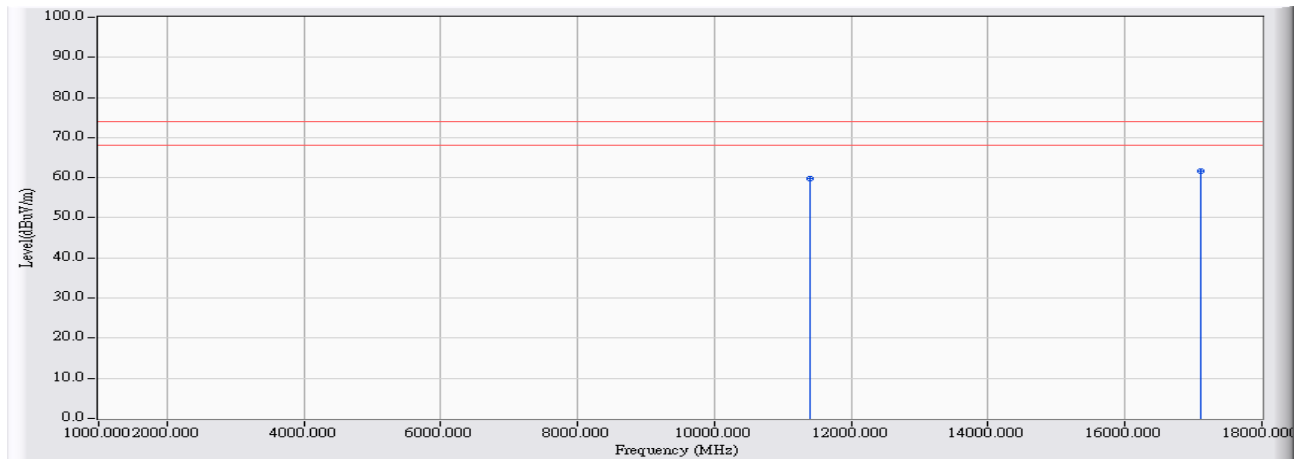


		Frequency (MHz)	Correct Factor (dB)	Reading Level (dBuV)	Measure Level (dBuV/m)	Margin (dB)	Limit (dBuV/m)	Detector Type
1		11160.000	22.841	17.890	40.731	-13.269	54.000	AVERAGE
2	*	16740.000	26.272	20.140	46.412	-7.588	54.000	AVERAGE

Note:

1. All Readings below 1GHz are Quasi-Peak, above 1GHz are performed with peak and/or average measurements as necessary.
2. Peak measurements: RBW = 1MHz, VBW = 1MHz, Sweep: Auto.
3. Average measurements: RBW = 1MHz, VBW = 10 Hz, Sweep: Auto.
4. “ * ”, means this data is the worst emission level.
5. “ # ”, means the frequency is out of the restricted band.
6. Measurement Level = Reading Level + Correct Factor.
7. The average measurement was not performed when the peak measured data under the limit of average detection.

Site : CB4-H	Time : 2017/05/09
Limit : FCC_SpartC_15.209_03M_PK	Margin : 6
Probe : CB4-H_FCC_EFS_B091_1-18GHz_3M_0117 - HORIZONTAL	Power : AC 120V/60Hz
EUT : Wireless-AC2900 Dual Band Gigabit Router	Note : Mode 1: Tx_ADP: AD890326010-2LF_CDD Mode (802.11 a)_ 802.11a_5700MHz

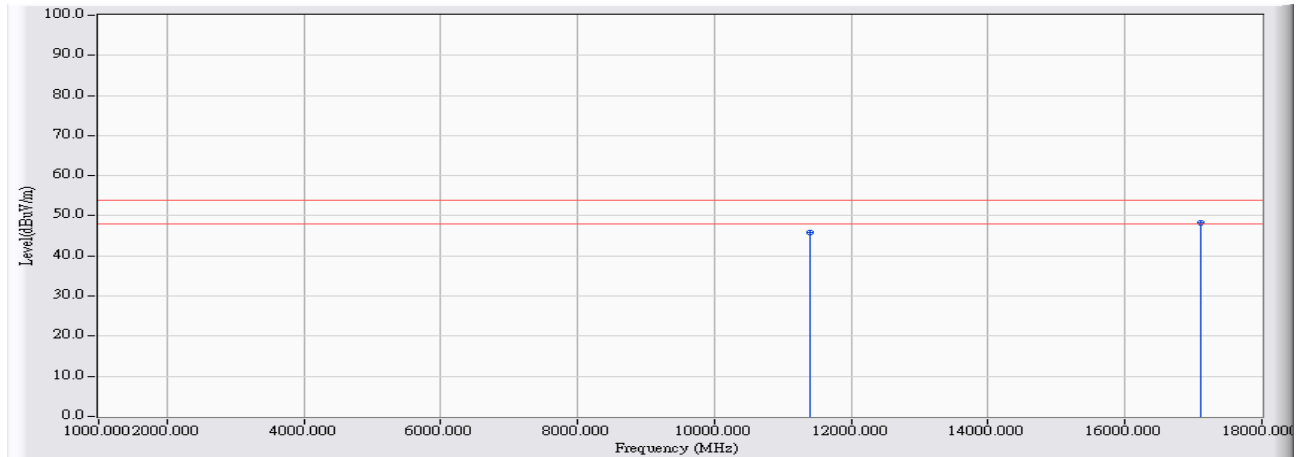


	Frequency (MHz)	Correct Factor (dB)	Reading Level (dBuV)	Measure Level (dBuV/m)	Margin (dB)	Limit (dBuV/m)	Detector Type
1	11400.000	23.288	36.510	59.798	-14.202	74.000	PEAK
2	* 17100.000	27.894	33.820	61.714	-12.286	74.000	PEAK

Note:

1. All Readings below 1GHz are Quasi-Peak, above 1GHz are performed with peak and/or average measurements as necessary.
2. Peak measurements: RBW = 1MHz, VBW = 1MHz, Sweep: Auto.
3. Average measurements: RBW = 1MHz, VBW = 10 Hz, Sweep: Auto.
4. “ * ”, means this data is the worst emission level.
5. “ # ”, means the frequency is out of the restricted band.
6. Measurement Level = Reading Level + Correct Factor.
7. The average measurement was not performed when the peak measured data under the limit of average detection.

Site : CB4-H	Time : 2017/05/09
Limit : FCC_SpartC_15.209_03M_AV	Margin : 6
Probe : CB4-H_FCC_EFS_B091_1-18GHz_3M_0117 - HORIZONTAL	Power : AC 120V/60Hz
EUT : Wireless-AC2900 Dual Band Gigabit Router	Note : Mode 1: Tx_ADP: AD890326010-2LF_ CDD Mode (802.11 a)_ 802.11a_5700MHz

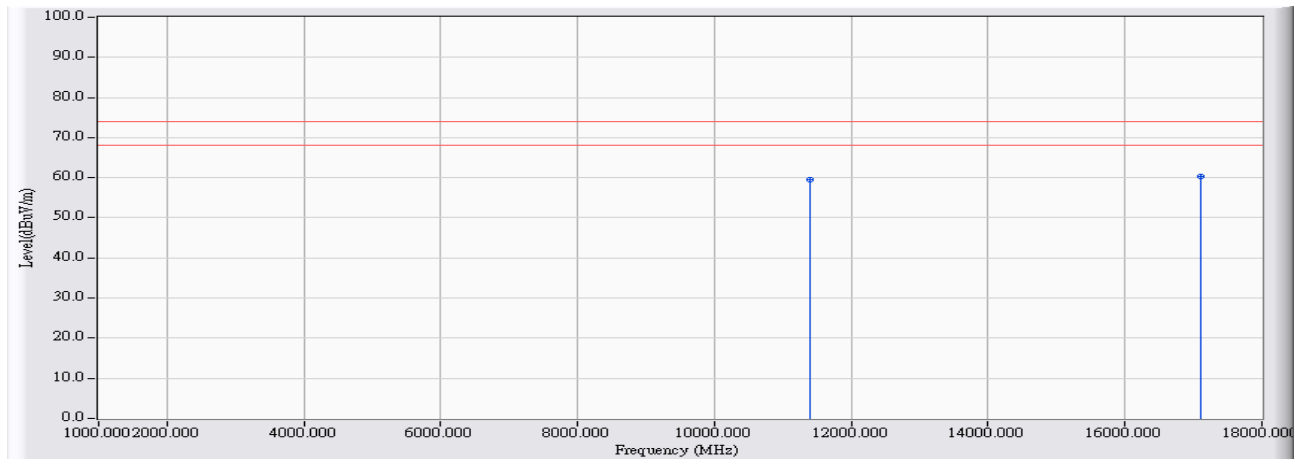


	Frequency (MHz)	Correct Factor (dB)	Reading Level (dBuV)	Measure Level (dBuV/m)	Margin (dB)	Limit (dBuV/m)	Detector Type
1	11400.000	23.288	22.550	45.838	-8.162	54.000	AVERAGE
2	* 17100.000	27.894	20.440	48.334	-5.666	54.000	AVERAGE

Note:

1. All Readings below 1GHz are Quasi-Peak, above 1GHz are performed with peak and/or average measurements as necessary.
2. Peak measurements: RBW = 1MHz, VBW = 1MHz, Sweep: Auto.
3. Average measurements: RBW = 1MHz, VBW = 10 Hz, Sweep: Auto.
4. “ * ”, means this data is the worst emission level.
5. “ # ”, means the frequency is out of the restricted band.
6. Measurement Level = Reading Level + Correct Factor.
7. The average measurement was not performed when the peak measured data under the limit of average detection.

Site : CB4-H	Time : 2017/05/09
Limit : FCC_SpartC_15.209_03M_PK	Margin : 6
Probe : CB4-H_FCC_EFS_B091_1-18GHz_3M_0117 - VERTICAL	Power : AC 120V/60Hz
EUT : Wireless-AC2900 Dual Band Gigabit Router	Note : Mode 1: Tx_ADP: AD890326010-2LF_ CDD Mode (802.11 a)_ 802.11a_5700MHz

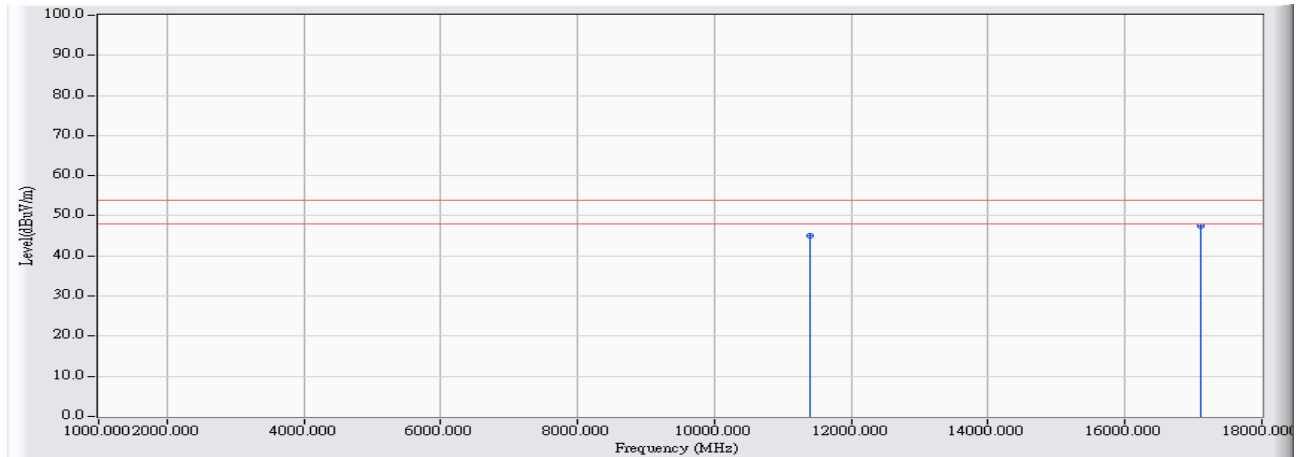


	Frequency (MHz)	Correct Factor (dB)	Reading Level (dBuV)	Measure Level (dBuV/m)	Margin (dB)	Limit (dBuV/m)	Detector Type
1	11400.000	23.288	36.190	59.478	-14.522	74.000	PEAK
2	* 17100.000	27.894	32.560	60.454	-13.546	74.000	PEAK

Note:

1. All Readings below 1GHz are Quasi-Peak, above 1GHz are performed with peak and/or average measurements as necessary.
2. Peak measurements: RBW = 1MHz, VBW = 1MHz, Sweep: Auto.
3. Average measurements: RBW = 1MHz, VBW = 10 Hz, Sweep: Auto.
4. “ * ”, means this data is the worst emission level.
5. “ # ”, means the frequency is out of the restricted band.
6. Measurement Level = Reading Level + Correct Factor.
7. The average measurement was not performed when the peak measured data under the limit of average detection.

Site : CB4-H	Time : 2017/05/09
Limit : FCC_SpartC_15.209_03M_AV	Margin : 6
Probe : CB4-H_FCC_EFS_B091_1-18GHz_3M_0117 - VERTICAL	Power : AC 120V/60Hz
EUT : Wireless-AC2900 Dual Band Gigabit Router	Note : Mode 1: Tx_ADP: AD890326010-2LF_ CDD Mode (802.11 a)_ 802.11a_5700MHz

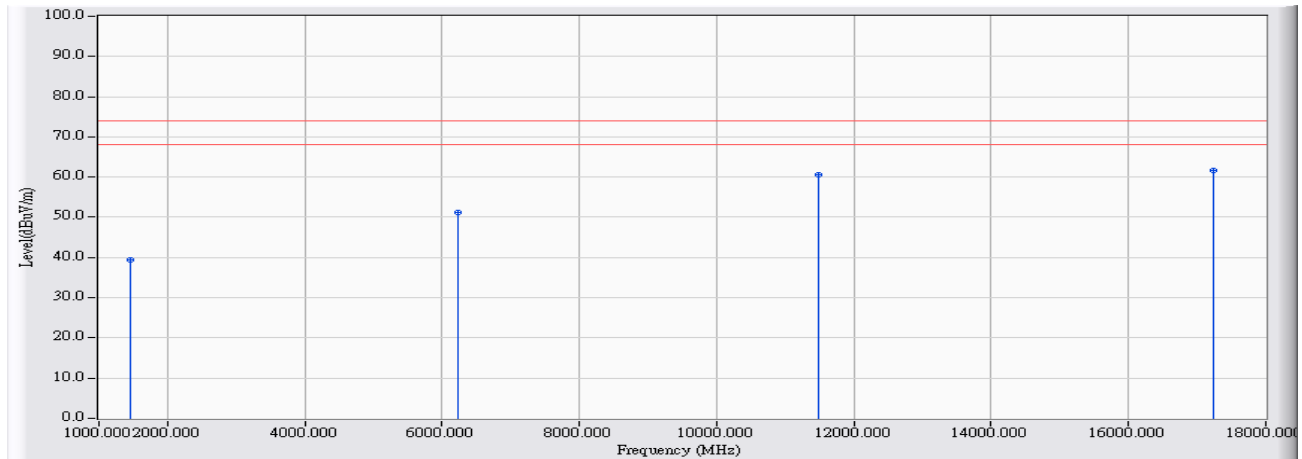


	Frequency (MHz)	Correct Factor (dB)	Reading Level (dBuV)	Measure Level (dBuV/m)	Margin (dB)	Limit (dBuV/m)	Detector Type
1	11400.000	23.288	21.730	45.018	-8.982	54.000	AVERAGE
2	* 17100.000	27.894	19.580	47.474	-6.526	54.000	AVERAGE

Note:

1. All Readings below 1GHz are Quasi-Peak, above 1GHz are performed with peak and/or average measurements as necessary.
2. Peak measurements: RBW = 1MHz, VBW = 1MHz, Sweep: Auto.
3. Average measurements: RBW = 1MHz, VBW = 10 Hz, Sweep: Auto.
4. “ * ”, means this data is the worst emission level.
5. “ # ”, means the frequency is out of the restricted band.
6. Measurement Level = Reading Level + Correct Factor.
7. The average measurement was not performed when the peak measured data under the limit of average detection.

Site : CB4-H	Time : 2017/02/18
Limit : FCC_SpartC_15.209_03M_PK	Margin : 6
Probe : CB4-H_FCC_EFS_B091_1-18GHz_3M_0117 - HORIZONTAL	Power : AC 120V/60Hz
EUT : Wireless-AC2900 Dual Band Gigabit Router	Note : Mode 1: Tx_ADP: AD890326010-2LF_ CDD Mode (802.11 a)_ 802.11a_5745MHz

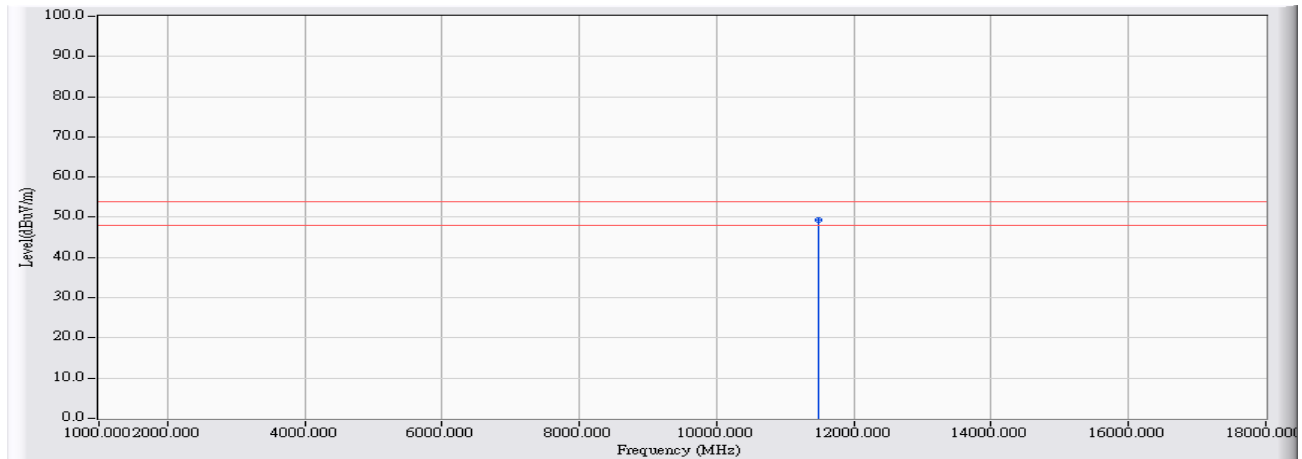


	Frequency (MHz)	Correct Factor (dB)	Reading Level (dBuV)	Measure Level (dBuV/m)	Margin (dB)	Limit (dBuV/m)	Detector Type
1	1455.000	-12.564	51.850	39.286	-34.714	74.000	PEAK
2	6227.000	2.528	48.550	51.078	-22.922	74.000	PEAK
3	11488.000	16.549	44.160	60.709	-13.291	74.000	PEAK
4	* 17236.000	17.893	43.790	61.683	-12.317	74.000	PEAK

Note:

1. All Readings below 1GHz are Quasi-Peak, above 1GHz are performed with peak and/or average measurements as necessary.
2. Peak measurements: RBW = 1MHz, VBW = 1MHz, Sweep: Auto.
3. Average measurements: RBW = 1MHz, VBW = 10 Hz, Sweep: Auto.
4. “ * ”, means this data is the worst emission level.
5. “ # ”, means the frequency is out of the restricted band.
6. Measurement Level = Reading Level + Correct Factor.
7. The average measurement was not performed when the peak measured data under the limit of average detection.

Site : CB4-H	Time : 2017/02/18
Limit : FCC_SpartC_15.209_03M_AV	Margin : 6
Probe : CB4-H_FCC_EFS_B091_1-18GHz_3M_0117 - HORIZONTAL	Power : AC 120V/60Hz
EUT : Wireless-AC2900 Dual Band Gigabit Router	Note : Mode 1: Tx_ADP: AD890326010-2LF_CDD Mode (802.11 a)_ 802.11a_5745MHz

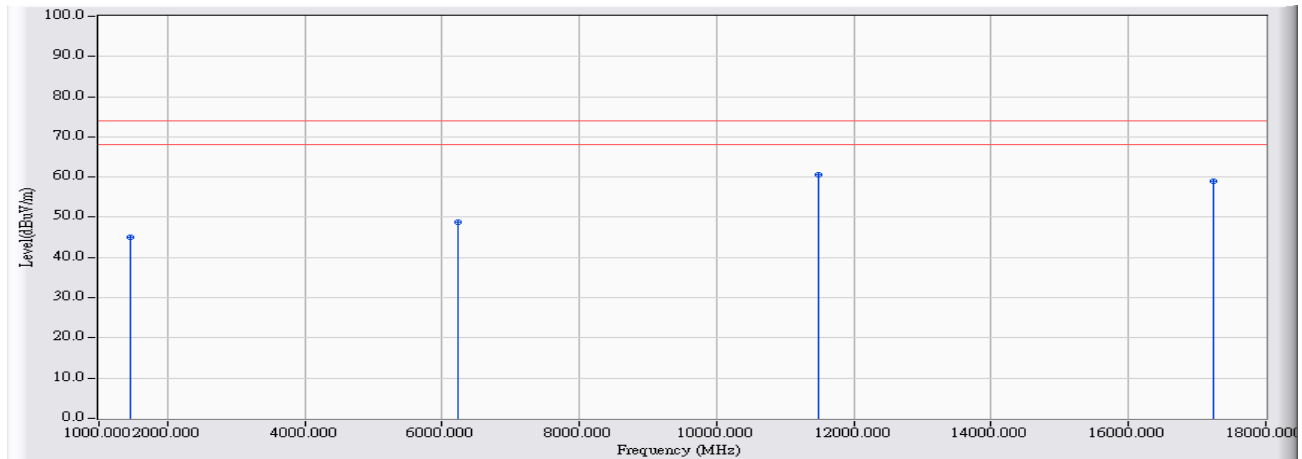


		Frequency (MHz)	Correct Factor (dB)	Reading Level (dBuV)	Measure Level (dBuV/m)	Margin (dB)	Limit (dBuV/m)	Detector Type
1	*	11488.000	16.549	32.900	49.449	-4.551	54.000	AVERAGE

Note:

1. All Readings below 1GHz are Quasi-Peak, above 1GHz are performed with peak and/or average measurements as necessary.
2. Peak measurements: RBW = 1MHz, VBW = 1MHz, Sweep: Auto.
3. Average measurements: RBW = 1MHz, VBW = 10 Hz, Sweep: Auto.
4. “ * ”, means this data is the worst emission level.
5. “ # ”, means the frequency is out of the restricted band.
6. Measurement Level = Reading Level + Correct Factor.
7. The average measurement was not performed when the peak measured data under the limit of average detection.

Site : CB4-H	Time : 2017/02/18
Limit : FCC_SpartC_15.209_03M_PK	Margin : 6
Probe : CB4-H_FCC_EFS_B091_1-18GHz_3M_0117 - VERTICAL	Power : AC 120V/60Hz
EUT : Wireless-AC2900 Dual Band Gigabit Router	Note : Mode 1: Tx_ADP: AD890326010-2LF_ CDD Mode (802.11 a)_ 802.11a_5745MHz

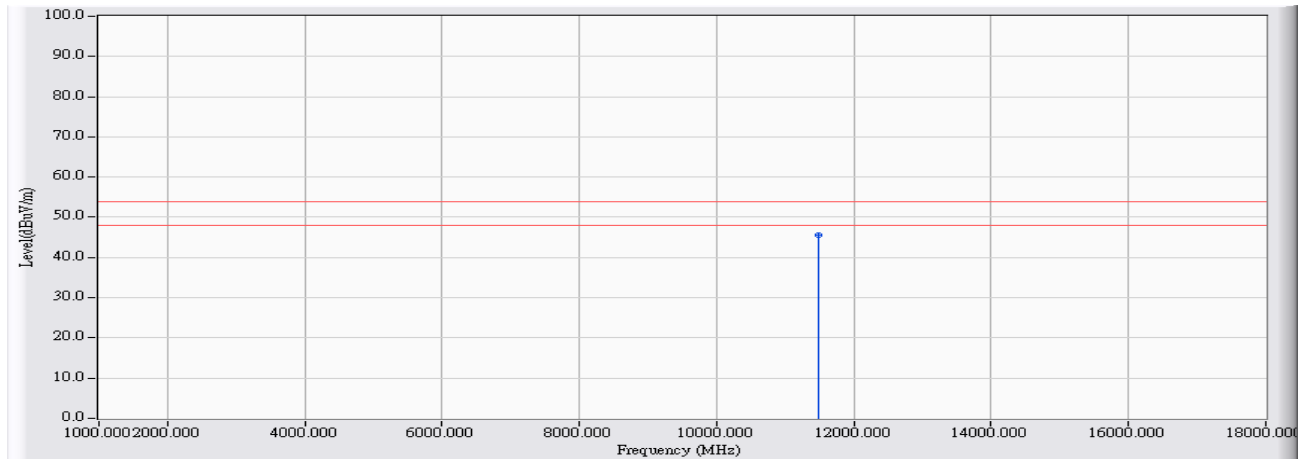


	Frequency (MHz)	Correct Factor (dB)	Reading Level (dBuV)	Measure Level (dBuV/m)	Margin (dB)	Limit (dBuV/m)	Detector Type
1	1459.000	-12.549	57.640	45.091	-28.909	74.000	PEAK
2	6224.000	2.515	46.190	48.705	-25.295	74.000	PEAK
3	* 11488.000	16.549	44.130	60.679	-13.321	74.000	PEAK
4	17236.000	17.893	41.030	58.923	-15.077	74.000	PEAK

Note:

1. All Readings below 1GHz are Quasi-Peak, above 1GHz are performed with peak and/or average measurements as necessary.
2. Peak measurements: RBW = 1MHz, VBW = 1MHz, Sweep: Auto.
3. Average measurements: RBW = 1MHz, VBW = 10 Hz, Sweep: Auto.
4. " * ", means this data is the worst emission level.
5. " # ", means the frequency is out of the restricted band.
6. Measurement Level = Reading Level + Correct Factor.
7. The average measurement was not performed when the peak measured data under the limit of average detection.

Site : CB4-H	Time : 2017/02/18
Limit : FCC_SpartC_15.209_03M_AV	Margin : 6
Probe : CB4-H_FCC_EFS_B091_1-18GHz_3M_0117 - VERTICAL	Power : AC 120V/60Hz
EUT : Wireless-AC2900 Dual Band Gigabit Router	Note : Mode 1: Tx_ADP: AD890326010-2LF_CDD Mode (802.11 a)_ 802.11a_5745MHz

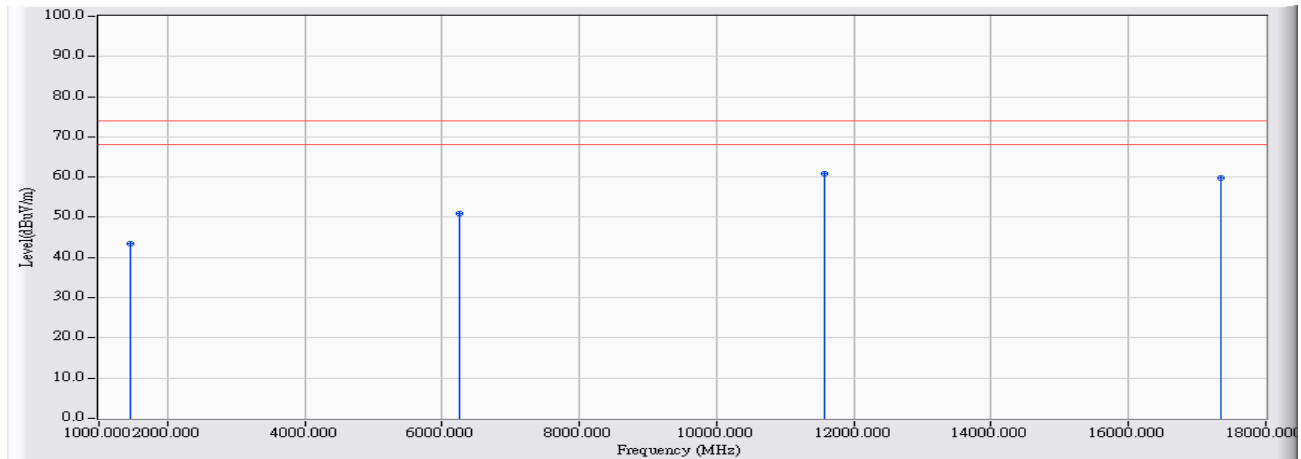


		Frequency (MHz)	Correct Factor (dB)	Reading Level (dBuV)	Measure Level (dBuV/m)	Margin (dB)	Limit (dBuV/m)	Detector Type
1	*	11490.000	16.554	28.990	45.545	-8.455	54.000	AVERAGE

Note:

1. All Readings below 1GHz are Quasi-Peak, above 1GHz are performed with peak and/or average measurements as necessary.
2. Peak measurements: RBW = 1MHz, VBW = 1MHz, Sweep: Auto.
3. Average measurements: RBW = 1MHz, VBW = 10 Hz, Sweep: Auto.
4. “ * ”, means this data is the worst emission level.
5. “ # ”, means the frequency is out of the restricted band.
6. Measurement Level = Reading Level + Correct Factor.
7. The average measurement was not performed when the peak measured data under the limit of average detection.

Site : CB4-H	Time : 2017/02/18
Limit : FCC_SpartC_15.209_03M_PK	Margin : 6
Probe : CB4-H_FCC_EFS_B091_1-18GHz_3M_0117 - HORIZONTAL	Power : AC 120V/60Hz
EUT : Wireless-AC2900 Dual Band Gigabit Router	Note : Mode 1: Tx_ADP: AD890326010-2LF_ CDD Mode (802.11 a)_ 802.11a_5785MHz

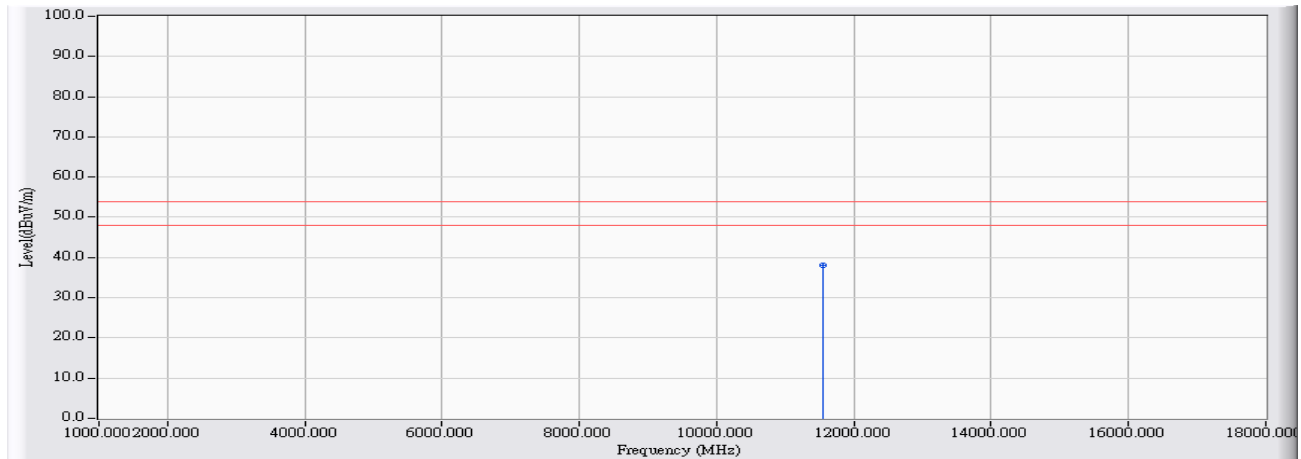


	Frequency (MHz)	Correct Factor (dB)	Reading Level (dBuV)	Measure Level (dBuV/m)	Margin (dB)	Limit (dBuV/m)	Detector Type
1	1456.000	-12.561	55.860	43.300	-30.700	74.000	PEAK
2	6263.000	2.691	48.380	51.071	-22.929	74.000	PEAK
3	* 11575.000	16.694	44.090	60.784	-13.216	74.000	PEAK
4	17356.000	18.433	41.430	59.863	-14.137	74.000	PEAK

Note:

1. All Readings below 1GHz are Quasi-Peak, above 1GHz are performed with peak and/or average measurements as necessary.
2. Peak measurements: RBW = 1MHz, VBW = 1MHz, Sweep: Auto.
3. Average measurements: RBW = 1MHz, VBW = 10 Hz, Sweep: Auto.
4. “ * ”, means this data is the worst emission level.
5. “ # ”, means the frequency is out of the restricted band.
6. Measurement Level = Reading Level + Correct Factor.
7. The average measurement was not performed when the peak measured data under the limit of average detection.

Site : CB4-H	Time : 2017/02/18
Limit : FCC_SpartC_15.209_03M_AV	Margin : 6
Probe : CB4-H_FCC_EFS_B091_1-18GHz_3M_0117 - HORIZONTAL	Power : AC 120V/60Hz
EUT : Wireless-AC2900 Dual Band Gigabit Router	Note : Mode 1: Tx_ADP: AD890326010-2LF_CDD Mode (802.11 a)_ 802.11a_5785MHz

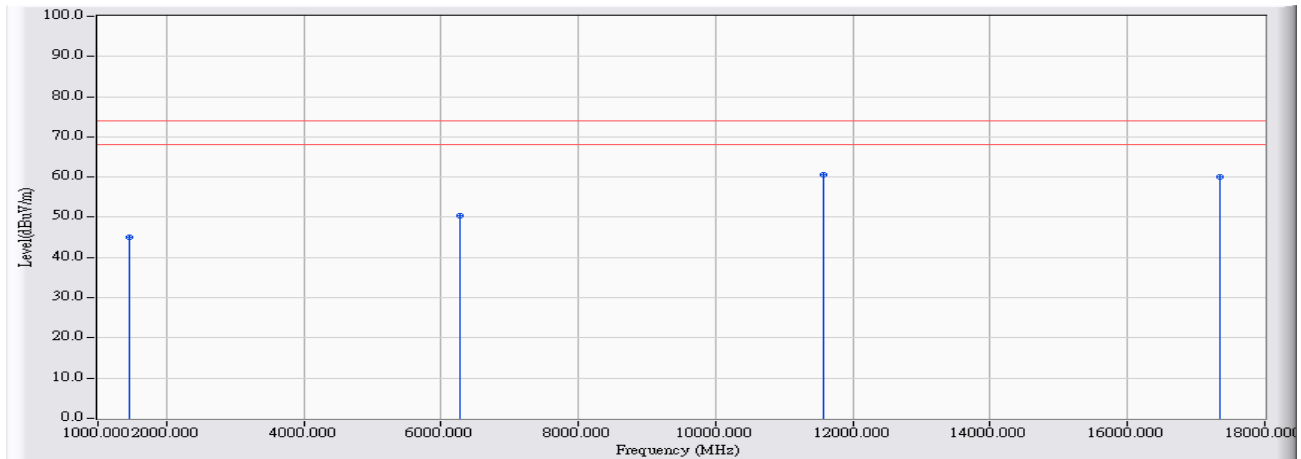


		Frequency (MHz)	Correct Factor (dB)	Reading Level (dBuV)	Measure Level (dBuV/m)	Margin (dB)	Limit (dBuV/m)	Detector Type
1	*	11550.000	16.659	21.520	38.179	-15.821	54.000	AVERAGE

Note:

1. All Readings below 1GHz are Quasi-Peak, above 1GHz are performed with peak and/or average measurements as necessary.
2. Peak measurements: RBW = 1MHz, VBW = 1MHz, Sweep: Auto.
3. Average measurements: RBW = 1MHz, VBW = 10 Hz, Sweep: Auto.
4. “ * ”, means this data is the worst emission level.
5. “ # ”, means the frequency is out of the restricted band.
6. Measurement Level = Reading Level + Correct Factor.
7. The average measurement was not performed when the peak measured data under the limit of average detection.

Site : CB4-H	Time : 2017/02/18
Limit : FCC_SpartC_15.209_03M_PK	Margin : 6
Probe : CB4-H_FCC_EFS_B091_1-18GHz_3M_0117 - VERTICAL	Power : AC 120V/60Hz
EUT : Wireless-AC2900 Dual Band Gigabit Router	Note : Mode 1: Tx_ADP: AD890326010-2LF_ CDD Mode (802.11 a)_ 802.11a_5785MHz

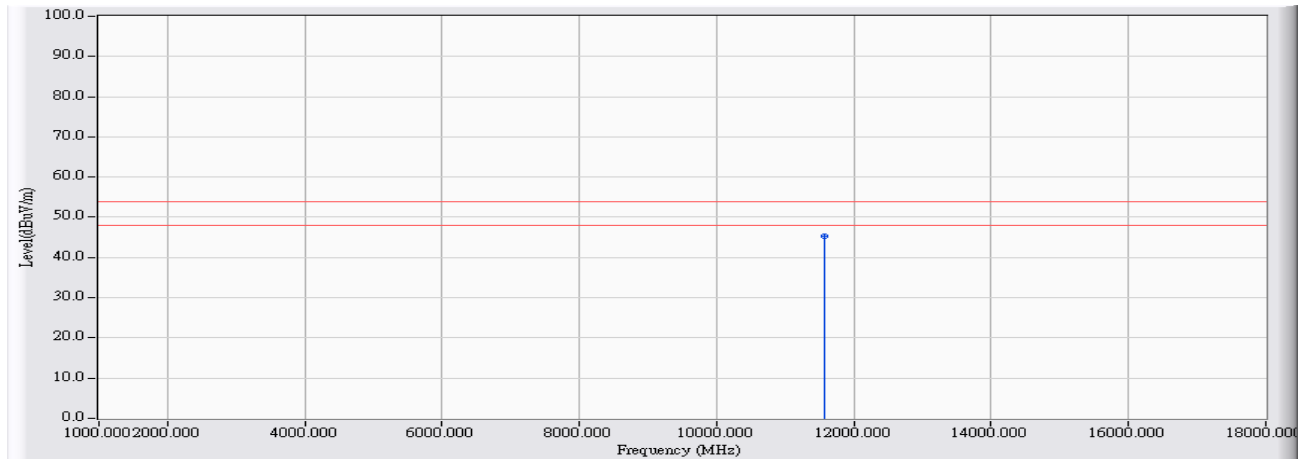


	Frequency (MHz)	Correct Factor (dB)	Reading Level (dBuV)	Measure Level (dBuV/m)	Margin (dB)	Limit (dBuV/m)	Detector Type
1	1458.000	-12.552	57.630	45.077	-28.923	74.000	PEAK
2	6265.000	2.701	47.780	50.481	-23.519	74.000	PEAK
3	* 11568.000	16.684	43.850	60.534	-13.466	74.000	PEAK
4	17356.000	18.433	41.490	59.923	-14.077	74.000	PEAK

Note:

1. All Readings below 1GHz are Quasi-Peak, above 1GHz are performed with peak and/or average measurements as necessary.
2. Peak measurements: RBW = 1MHz, VBW = 1MHz, Sweep: Auto.
3. Average measurements: RBW = 1MHz, VBW = 10 Hz, Sweep: Auto.
4. " * ", means this data is the worst emission level.
5. " # ", means the frequency is out of the restricted band.
6. Measurement Level = Reading Level + Correct Factor.
7. The average measurement was not performed when the peak measured data under the limit of average detection.

Site : CB4-H	Time : 2017/02/18
Limit : FCC_SpartC_15.209_03M_AV	Margin : 6
Probe : CB4-H_FCC_EFS_B091_1-18GHz_3M_0117 - VERTICAL	Power : AC 120V/60Hz
EUT : Wireless-AC2900 Dual Band Gigabit Router	Note : Mode 1: Tx_ADP: AD890326010-2LF_CDD Mode (802.11 a)_ 802.11a_5785MHz

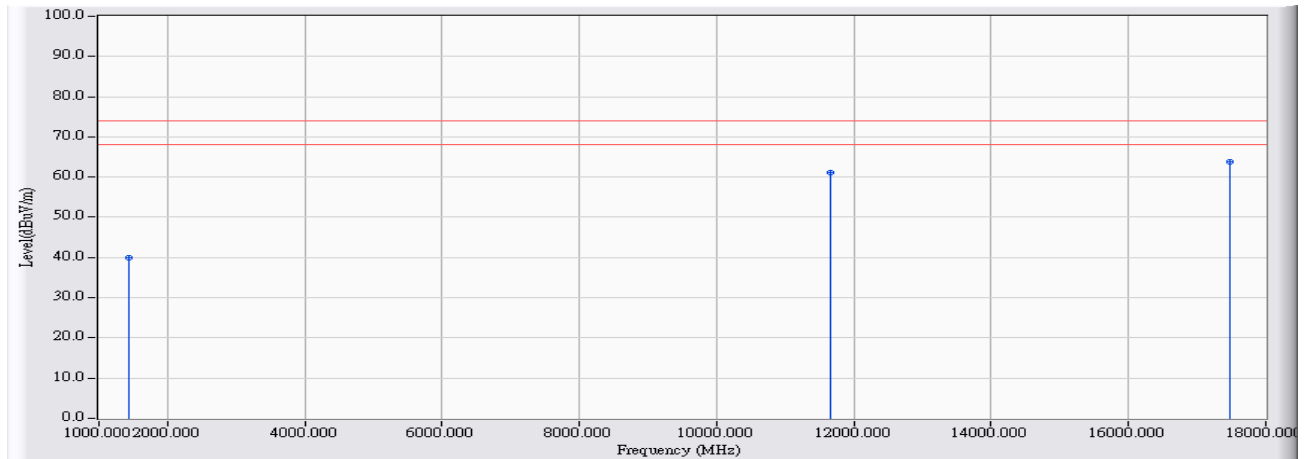


		Frequency (MHz)	Correct Factor (dB)	Reading Level (dBuV)	Measure Level (dBuV/m)	Margin (dB)	Limit (dBuV/m)	Detector Type
1	*	11568.000	16.684	28.550	45.234	-8.766	54.000	AVERAGE

Note:

1. All Readings below 1GHz are Quasi-Peak, above 1GHz are performed with peak and/or average measurements as necessary.
2. Peak measurements: RBW = 1MHz, VBW = 1MHz, Sweep: Auto.
3. Average measurements: RBW = 1MHz, VBW = 10 Hz, Sweep: Auto.
4. “ * ”, means this data is the worst emission level.
5. “ # ”, means the frequency is out of the restricted band.
6. Measurement Level = Reading Level + Correct Factor.
7. The average measurement was not performed when the peak measured data under the limit of average detection.

Site : CB4-H	Time : 2017/02/19
Limit : FCC_SpartC_15.209_03M_PK	Margin : 6
Probe : CB4-H_FCC_EFS_B432_1-18GHz_3M_1116 - HORIZONTAL	Power : AC 120V/60Hz
EUT : Wireless-AC2900 Dual Band Gigabit Router	Note : Mode 1: Tx_ADP: AD890326010-2LF_ CDD Mode (802.11 a)_ 802.11a_5825MHz

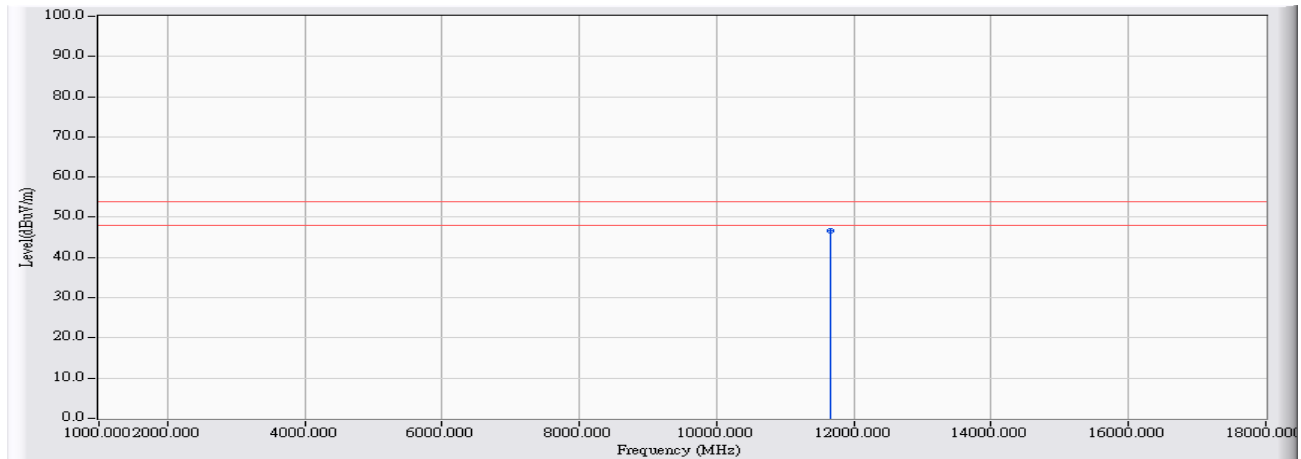


		Frequency (MHz)	Correct Factor (dB)	Reading Level (dBuV)	Measure Level (dBuV/m)	Margin (dB)	Limit (dBuV/m)	Detector Type
1		1442.000	-4.556	44.460	39.904	-34.096	74.000	PEAK
2		11648.000	24.869	36.300	61.170	-12.830	74.000	PEAK
3	*	17468.000	31.521	32.220	63.741	-10.259	74.000	PEAK

Note:

1. All Readings below 1GHz are Quasi-Peak, above 1GHz are performed with peak and/or average measurements as necessary.
2. Peak measurements: RBW = 1MHz, VBW = 1MHz, Sweep: Auto.
3. Average measurements: RBW = 1MHz, VBW = 10 Hz, Sweep: Auto.
4. “ * ”, means this data is the worst emission level.
5. “ # ”, means the frequency is out of the restricted band.
6. Measurement Level = Reading Level + Correct Factor.
7. The average measurement was not performed when the peak measured data under the limit of average detection.

Site : CB4-H	Time : 2017/02/20
Limit : FCC_SpartC_15.209_03M_AV	Margin : 6
Probe : CB4-H_FCC_EFS_B432_1-18GHz_3M_1116 - HORIZONTAL	Power : AC 120V/60Hz
EUT : Wireless-AC2900 Dual Band Gigabit Router	Note : Mode 1: Tx_ADP: AD890326010-2LF_CDD Mode (802.11 a)_ 802.11a_5825MHz

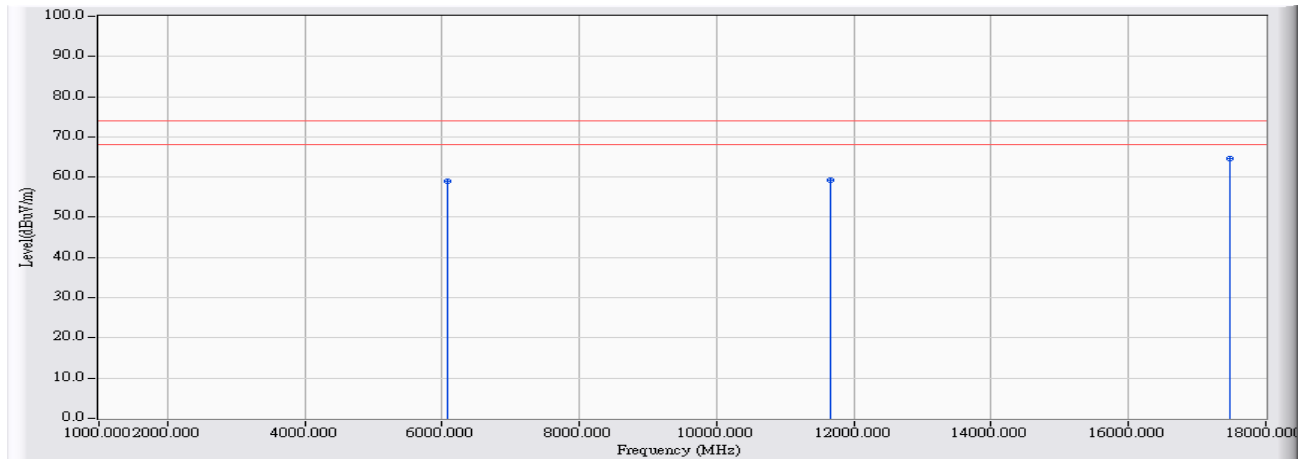


		Frequency (MHz)	Correct Factor (dB)	Reading Level (dBuV)	Measure Level (dBuV/m)	Margin (dB)	Limit (dBuV/m)	Detector Type
1	*	11649.000	24.871	21.890	46.761	-7.239	54.000	AVERAGE

Note:

1. All Readings below 1GHz are Quasi-Peak, above 1GHz are performed with peak and/or average measurements as necessary.
2. Peak measurements: RBW = 1MHz, VBW = 1MHz, Sweep: Auto.
3. Average measurements: RBW = 1MHz, VBW = 10 Hz, Sweep: Auto.
4. “ * ”, means this data is the worst emission level.
5. “ # ”, means the frequency is out of the restricted band.
6. Measurement Level = Reading Level + Correct Factor.
7. The average measurement was not performed when the peak measured data under the limit of average detection.

Site : CB4-H	Time : 2017/02/20
Limit : FCC_SpartC_15.209_03M_PK	Margin : 6
Probe : CB4-H_FCC_EFS_B432_1-18GHz_3M_1116 - VERTICAL	Power : AC 120V/60Hz
EUT : Wireless-AC2900 Dual Band Gigabit Router	Note : Mode 1: Tx_ADP: AD890326010-2LF_ CDD Mode (802.11 a)_ 802.11a_5825MHz

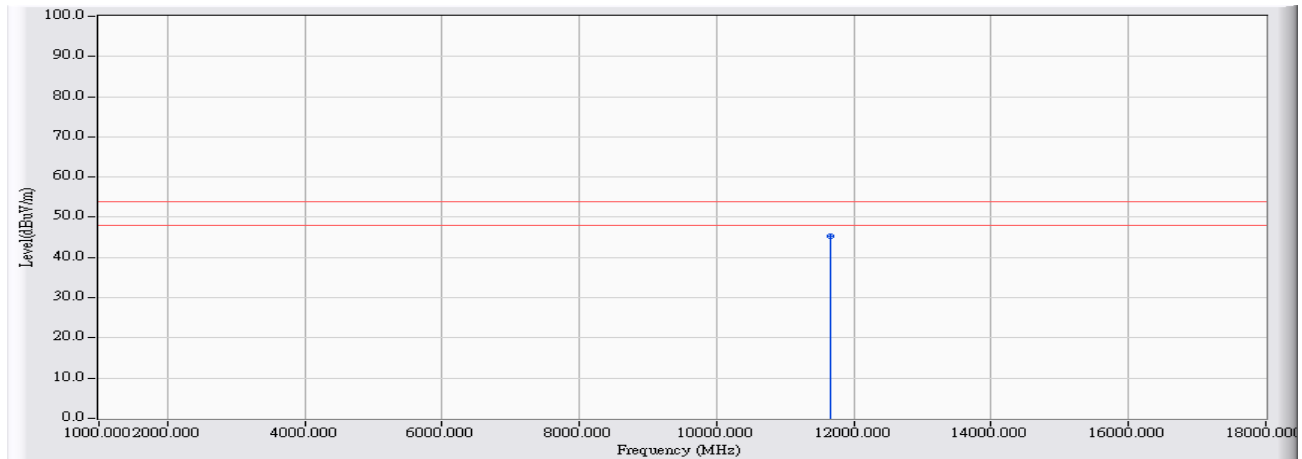


	Frequency (MHz)	Correct Factor (dB)	Reading Level (dBuV)	Measure Level (dBuV/m)	Margin (dB)	Limit (dBuV/m)	Detector Type
1	6074.000	9.947	48.980	58.927	-15.073	74.000	PEAK
2	11648.000	24.869	34.430	59.300	-14.700	74.000	PEAK
3	* 17477.000	31.504	33.220	64.724	-9.276	74.000	PEAK

Note:

1. All Readings below 1GHz are Quasi-Peak, above 1GHz are performed with peak and/or average measurements as necessary.
2. Peak measurements: RBW = 1MHz, VBW = 1MHz, Sweep: Auto.
3. Average measurements: RBW = 1MHz, VBW = 10 Hz, Sweep: Auto.
4. " * ", means this data is the worst emission level.
5. " # ", means the frequency is out of the restricted band.
6. Measurement Level = Reading Level + Correct Factor.
7. The average measurement was not performed when the peak measured data under the limit of average detection.

Site : CB4-H	Time : 2017/02/20
Limit : FCC_SpartC_15.209_03M_AV	Margin : 6
Probe : CB4-H_FCC_EFS_B432_1-18GHz_3M_1116 - VERTICAL	Power : AC 120V/60Hz
EUT : Wireless-AC2900 Dual Band Gigabit Router	Note : Mode 1: Tx_ADP: AD890326010-2LF_CDD Mode (802.11 a)_ 802.11a_5825MHz

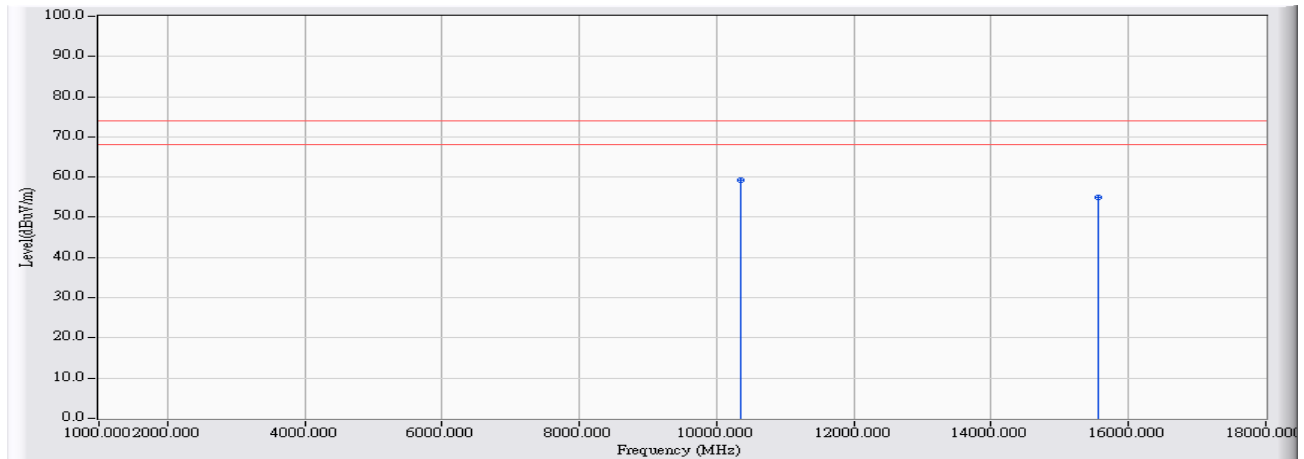


		Frequency (MHz)	Correct Factor (dB)	Reading Level (dBuV)	Measure Level (dBuV/m)	Margin (dB)	Limit (dBuV/m)	Detector Type
1	*	11649.000	24.871	20.330	45.201	-8.799	54.000	AVERAGE

Note:

1. All Readings below 1GHz are Quasi-Peak, above 1GHz are performed with peak and/or average measurements as necessary.
2. Peak measurements: RBW = 1MHz, VBW = 1MHz, Sweep: Auto.
3. Average measurements: RBW = 1MHz, VBW = 10 Hz, Sweep: Auto.
4. “ * ”, means this data is the worst emission level.
5. “ # ”, means the frequency is out of the restricted band.
6. Measurement Level = Reading Level + Correct Factor.
7. The average measurement was not performed when the peak measured data under the limit of average detection.

Site : CB4-H	Time : 2017/02/17
Limit : FCC_SpartC_15.209_03M_PK	Margin : 6
Probe : CB4-H_FCC_EFS_B091_1-18GHz_3M_0117 - HORIZONTAL	Power : AC 120V/60Hz
EUT : Wireless-AC2900 Dual Band Gigabit Router	Note : Mode 2: Tx_ADP: AD890326010-2LF_ MIMO Mode (802.11 n20/40)_ 802.11ac(20M)_ 5180MHz

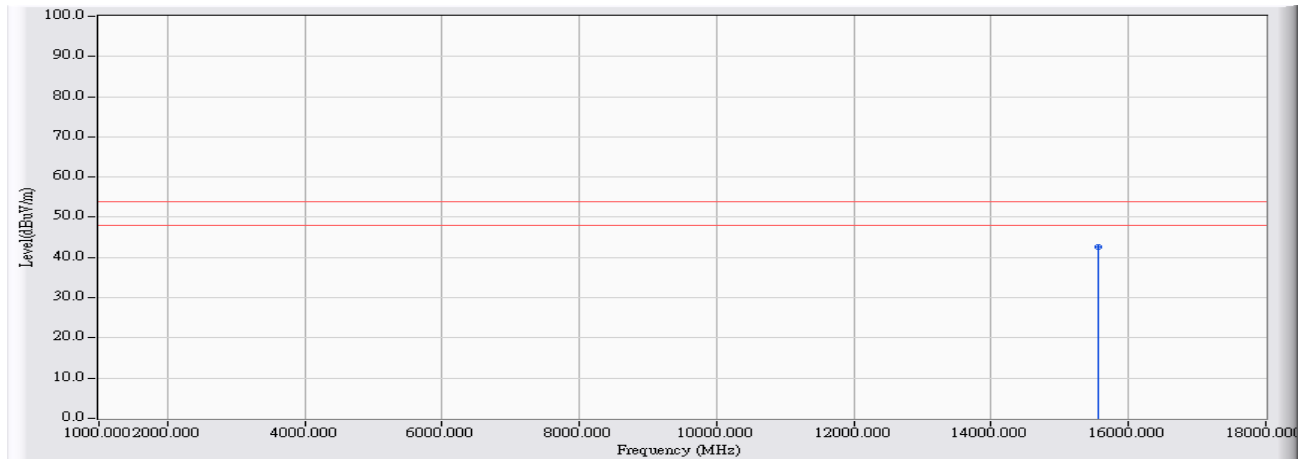


		Frequency (MHz)	Correct Factor (dB)	Reading Level (dBuV)	Measure Level (dBuV/m)	Margin (dB)	Limit (dBuV/m)	Detector Type
1	*	10360.000	13.691	45.680	59.371	-14.629	74.000	PEAK
2		15556.000	15.858	39.190	55.048	-18.952	74.000	PEAK

Note:

1. All Readings below 1GHz are Quasi-Peak, above 1GHz are performed with peak and/or average measurements as necessary.
2. Peak measurements: RBW = 1MHz, VBW = 1MHz, Sweep: Auto.
3. Average measurements: RBW = 1MHz, VBW = 10 Hz, Sweep: Auto.
4. " * ", means this data is the worst emission level.
5. " # ", means the frequency is out of the restricted band.
6. Measurement Level = Reading Level + Correct Factor.
7. The average measurement was not performed when the peak measured data under the limit of average detection.

Site : CB4-H	Time : 2017/02/17
Limit : FCC_SpartC_15.209_03M_AV	Margin : 6
Probe : CB4-H_FCC_EFS_B091_1-18GHz_3M_0117 - HORIZONTAL	Power : AC 120V/60Hz
EUT : Wireless-AC2900 Dual Band Gigabit Router	Note : Mode 2: Tx_ADP: AD890326010-2LF_ MIMO Mode (802.11 n20/40)_ 802.11ac(20M)_ 5180MHz

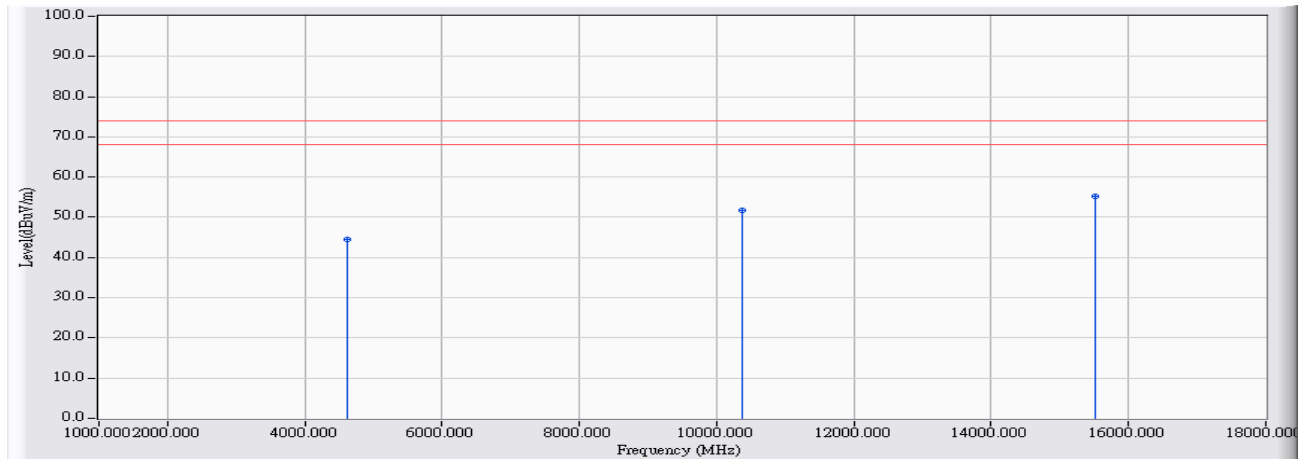


		Frequency (MHz)	Correct Factor (dB)	Reading Level (dBuV)	Measure Level (dBuV/m)	Margin (dB)	Limit (dBuV/m)	Detector Type
1	*	15553.000	15.863	26.810	42.673	-11.327	54.000	AVERAGE

Note:

1. All Readings below 1GHz are Quasi-Peak, above 1GHz are performed with peak and/or average measurements as necessary.
2. Peak measurements: RBW = 1MHz, VBW = 1MHz, Sweep: Auto.
3. Average measurements: RBW = 1MHz, VBW = 10 Hz, Sweep: Auto.
4. “ * ”, means this data is the worst emission level.
5. “ # ”, means the frequency is out of the restricted band.
6. Measurement Level = Reading Level + Correct Factor.
7. The average measurement was not performed when the peak measured data under the limit of average detection.

Site : CB4-H	Time : 2017/02/17
Limit : FCC_SpartC_15.209_03M_PK	Margin : 6
Probe : CB4-H_FCC_EFS_B091_1-18GHz_3M_0117 - VERTICAL	Power : AC 120V/60Hz
EUT : Wireless-AC2900 Dual Band Gigabit Router	Note : Mode 2: Tx_ADP: AD890326010-2LF_ MIMO Mode (802.11 n20/40)_ 802.11ac(20M)_ 5180MHz

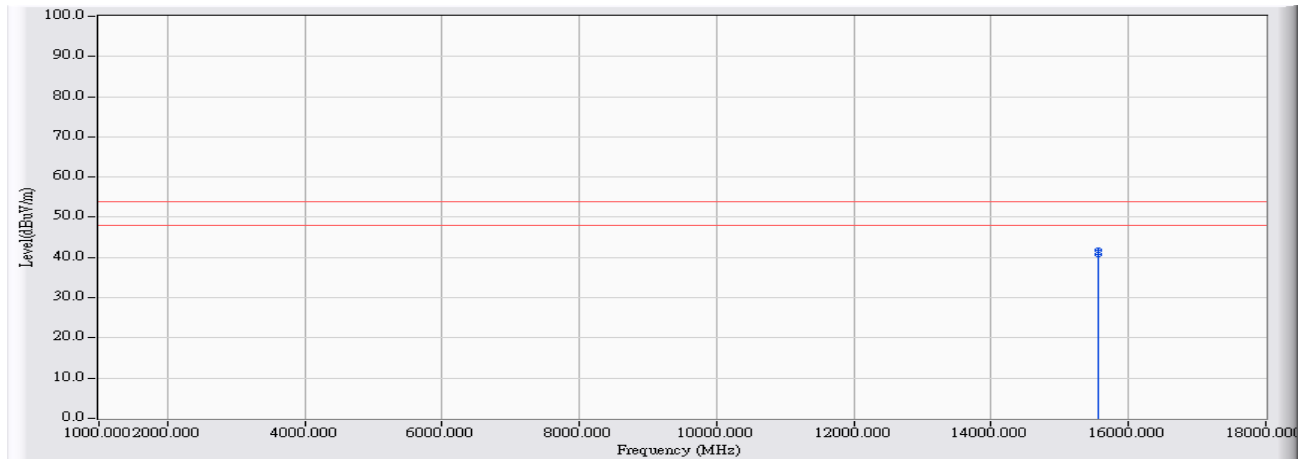


	Frequency (MHz)	Correct Factor (dB)	Reading Level (dBuV)	Measure Level (dBuV/m)	Margin (dB)	Limit (dBuV/m)	Detector Type
1	4609.000	-1.332	45.750	44.417	-29.583	74.000	PEAK
2	10366.000	13.715	37.970	51.685	-22.315	74.000	PEAK
3	* 15522.000	15.916	39.380	55.296	-18.704	74.000	PEAK

Note:

1. All Readings below 1GHz are Quasi-Peak, above 1GHz are performed with peak and/or average measurements as necessary.
2. Peak measurements: RBW = 1MHz, VBW = 1MHz, Sweep: Auto.
3. Average measurements: RBW = 1MHz, VBW = 10 Hz, Sweep: Auto.
4. " * ", means this data is the worst emission level.
5. " # ", means the frequency is out of the restricted band.
6. Measurement Level = Reading Level + Correct Factor.
7. The average measurement was not performed when the peak measured data under the limit of average detection.

Site : CB4-H	Time : 2017/02/17
Limit : FCC_SpartC_15.209_03M_AV	Margin : 6
Probe : CB4-H_FCC_EFS_B091_1-18GHz_3M_0117 - VERTICAL	Power : AC 120V/60Hz
EUT : Wireless-AC2900 Dual Band Gigabit Router	Note : Mode 2: Tx_ADP: AD890326010-2LF_ MIMO Mode (802.11 n20/40)_ 802.11ac(20M)_ 5180MHz

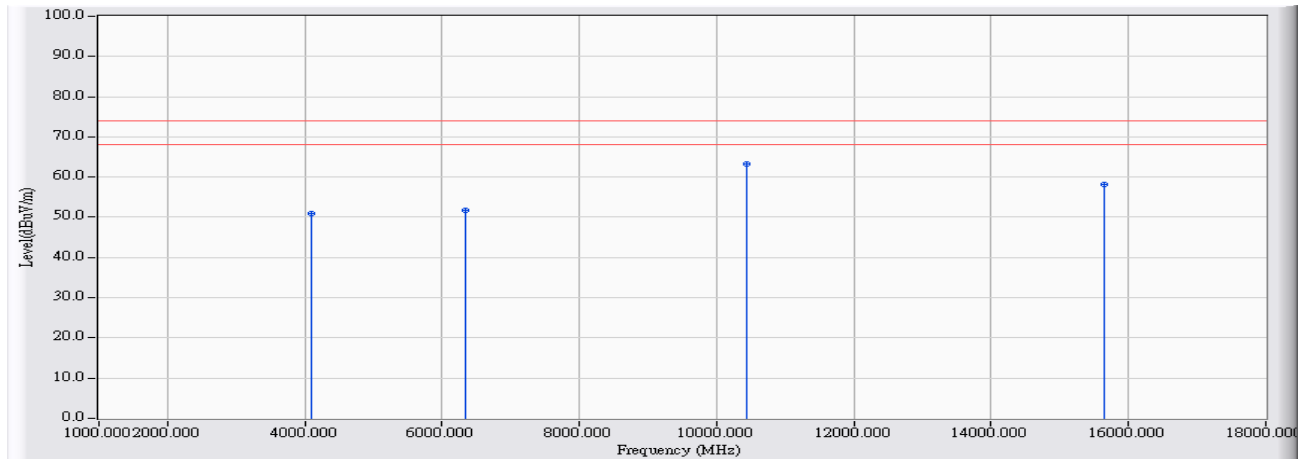


		Frequency (MHz)	Correct Factor (dB)	Reading Level (dBuV)	Measure Level (dBuV/m)	Margin (dB)	Limit (dBuV/m)	Detector Type
1	*	15552.000	15.865	25.840	41.705	-12.295	54.000	AVERAGE
2		15552.000	15.865	24.840	40.705	-13.295	54.000	AVERAGE

Note:

1. All Readings below 1GHz are Quasi-Peak, above 1GHz are performed with peak and/or average measurements as necessary.
2. Peak measurements: RBW = 1MHz, VBW = 1MHz, Sweep: Auto.
3. Average measurements: RBW = 1MHz, VBW = 10 Hz, Sweep: Auto.
4. “ * ”, means this data is the worst emission level.
5. “ # ”, means the frequency is out of the restricted band.
6. Measurement Level = Reading Level + Correct Factor.
7. The average measurement was not performed when the peak measured data under the limit of average detection.

Site : CB4-H	Time : 2017/02/17
Limit : FCC_SpartC_15.209_03M_PK	Margin : 6
Probe : CB4-H_FCC_EFS_B091_1-18GHz_3M_0117 - HORIZONTAL	Power : AC 120V/60Hz
EUT : Wireless-AC2900 Dual Band Gigabit Router	Note : Mode 2: Tx_ADP: AD890326010-2LF_ MIMO Mode (802.11 n20/40)_ 802.11ac(20M)_ 5220MHz

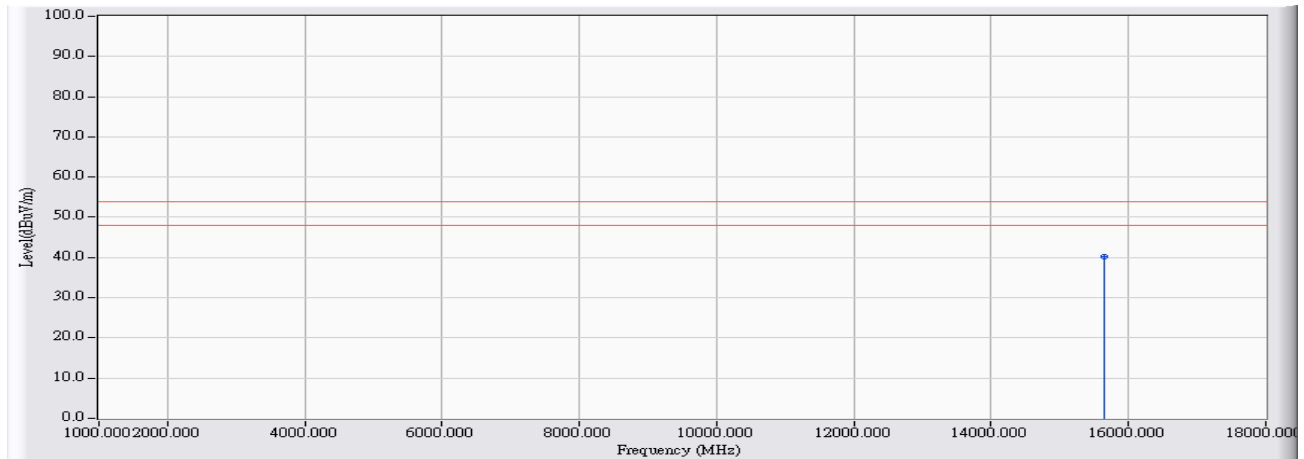


	Frequency (MHz)	Correct Factor (dB)	Reading Level (dBuV)	Measure Level (dBuV/m)	Margin (dB)	Limit (dBuV/m)	Detector Type
1	4089.000	-3.838	54.670	50.832	-23.168	74.000	PEAK
2	6336.000	3.036	48.670	51.707	-22.293	74.000	PEAK
3	* 10435.000	13.997	49.370	63.367	-10.633	74.000	PEAK
4	15657.000	15.691	42.430	58.121	-15.879	74.000	PEAK

Note:

1. All Readings below 1GHz are Quasi-Peak, above 1GHz are performed with peak and/or average measurements as necessary.
2. Peak measurements: RBW = 1MHz, VBW = 1MHz, Sweep: Auto.
3. Average measurements: RBW = 1MHz, VBW = 10 Hz, Sweep: Auto.
4. " * ", means this data is the worst emission level.
5. " # ", means the frequency is out of the restricted band.
6. Measurement Level = Reading Level + Correct Factor.
7. The average measurement was not performed when the peak measured data under the limit of average detection.

Site : CB4-H	Time : 2017/02/17
Limit : FCC_SpartC_15.209_03M_AV	Margin : 6
Probe : CB4-H_FCC_EFS_B091_1-18GHz_3M_0117 - HORIZONTAL	Power : AC 120V/60Hz
EUT : Wireless-AC2900 Dual Band Gigabit Router	Note : Mode 2: Tx_ADP: AD890326010-2LF_ MIMO Mode (802.11 n20/40)_ 802.11ac(20M)_ 5220MHz

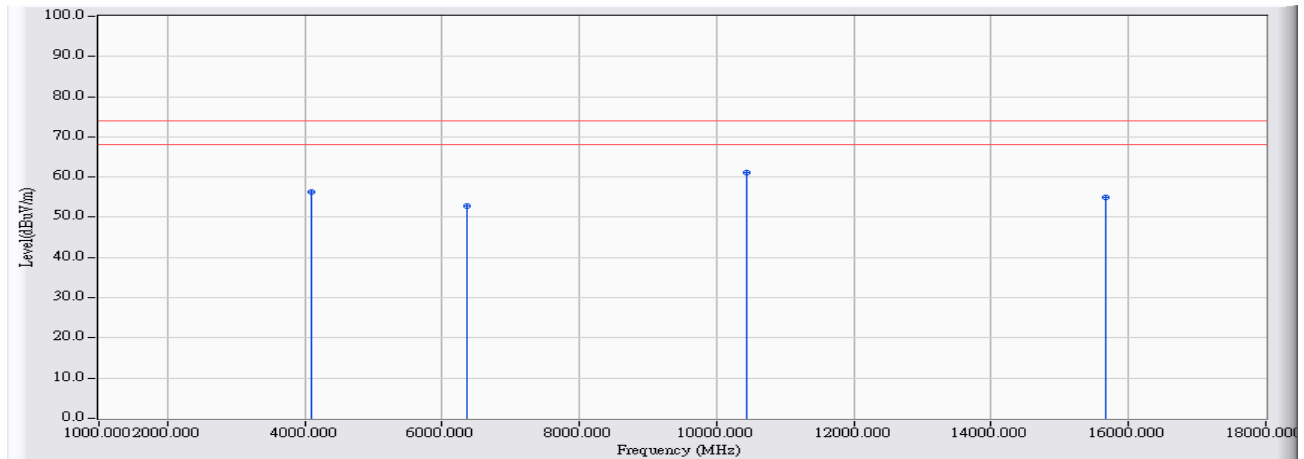


		Frequency (MHz)	Correct Factor (dB)	Reading Level (dBuV)	Measure Level (dBuV/m)	Margin (dB)	Limit (dBuV/m)	Detector Type
1	*	15652.000	15.699	24.540	40.239	-13.761	54.000	AVERAGE

Note:

1. All Readings below 1GHz are Quasi-Peak, above 1GHz are performed with peak and/or average measurements as necessary.
2. Peak measurements: RBW = 1MHz, VBW = 1MHz, Sweep: Auto.
3. Average measurements: RBW = 1MHz, VBW = 10 Hz, Sweep: Auto.
4. “ * ”, means this data is the worst emission level.
5. “ # ”, means the frequency is out of the restricted band.
6. Measurement Level = Reading Level + Correct Factor.
7. The average measurement was not performed when the peak measured data under the limit of average detection.

Site : CB4-H	Time : 2017/02/17
Limit : FCC_SpartC_15.209_03M_PK	Margin : 6
Probe : CB4-H_FCC_EFS_B091_1-18GHz_3M_0117 - VERTICAL	Power : AC 120V/60Hz
EUT : Wireless-AC2900 Dual Band Gigabit Router	Note : Mode 2: Tx_ADP: AD890326010-2LF_ MIMO Mode (802.11 n20/40)_ 802.11ac(20M)_ 5220MHz

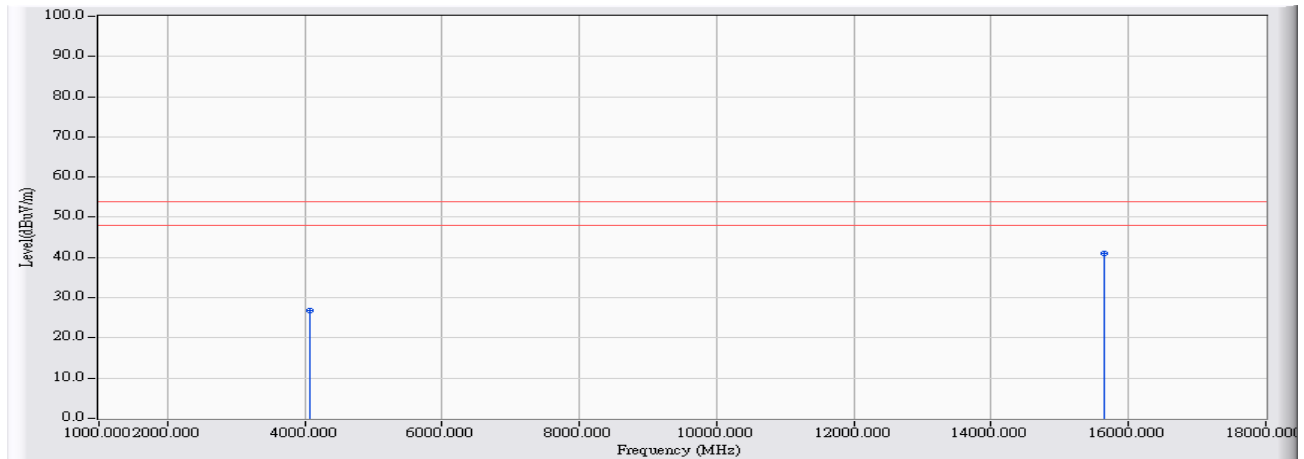


	Frequency (MHz)	Correct Factor (dB)	Reading Level (dBuV)	Measure Level (dBuV/m)	Margin (dB)	Limit (dBuV/m)	Detector Type
1	4086.000	-3.850	60.200	56.350	-17.650	74.000	PEAK
2	6353.000	3.115	49.570	52.685	-21.315	74.000	PEAK
3	* 10442.000	14.026	47.110	61.136	-12.864	74.000	PEAK
4	15664.000	15.680	39.260	54.940	-19.060	74.000	PEAK

Note:

1. All Readings below 1GHz are Quasi-Peak, above 1GHz are performed with peak and/or average measurements as necessary.
2. Peak measurements: RBW = 1MHz, VBW = 1MHz, Sweep: Auto.
3. Average measurements: RBW = 1MHz, VBW = 10 Hz, Sweep: Auto.
4. " * ", means this data is the worst emission level.
5. " # ", means the frequency is out of the restricted band.
6. Measurement Level = Reading Level + Correct Factor.
7. The average measurement was not performed when the peak measured data under the limit of average detection.

Site : CB4-H	Time : 2017/02/17
Limit : FCC_SpartC_15.209_03M_AV	Margin : 6
Probe : CB4-H_FCC_EFS_B091_1-18GHz_3M_0117 - VERTICAL	Power : AC 120V/60Hz
EUT : Wireless-AC2900 Dual Band Gigabit Router	Note : Mode 2: Tx_ADP: AD890326010-2LF_ MIMO Mode (802.11 n20/40)_ 802.11ac(20M)_ 5220MHz

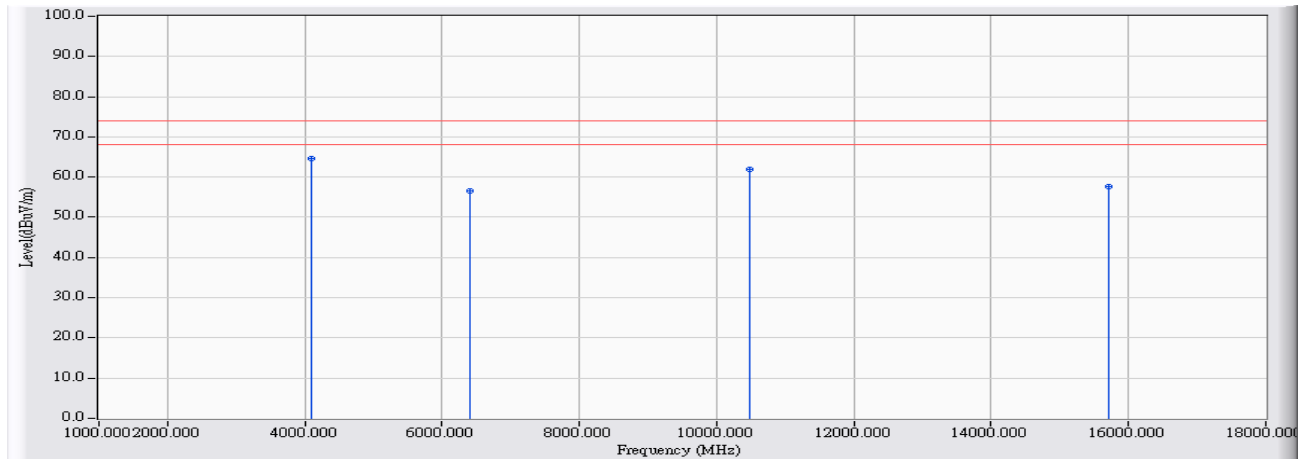


		Frequency (MHz)	Correct Factor (dB)	Reading Level (dBuV)	Measure Level (dBuV/m)	Margin (dB)	Limit (dBuV/m)	Detector Type
1		4082.000	-3.867	30.780	26.913	-27.087	54.000	AVERAGE
2	*	15655.000	15.694	25.340	41.034	-12.966	54.000	AVERAGE

Note:

1. All Readings below 1GHz are Quasi-Peak, above 1GHz are performed with peak and/or average measurements as necessary.
2. Peak measurements: RBW = 1MHz, VBW = 1MHz, Sweep: Auto.
3. Average measurements: RBW = 1MHz, VBW = 10 Hz, Sweep: Auto.
4. " * ", means this data is the worst emission level.
5. " # ", means the frequency is out of the restricted band.
6. Measurement Level = Reading Level + Correct Factor.
7. The average measurement was not performed when the peak measured data under the limit of average detection.

Site : CB4-H	Time : 2017/02/17
Limit : FCC_SpartC_15.209_03M_PK	Margin : 6
Probe : CB4-H_FCC_EFS_B091_1-18GHz_3M_0117 - HORIZONTAL	Power : AC 120V/60Hz
EUT : Wireless-AC2900 Dual Band Gigabit Router	Note : Mode 2: Tx_ADP: AD890326010-2LF_ MIMO Mode (802.11 n20/40)_ 802.11ac(20M)_ 5240MHz

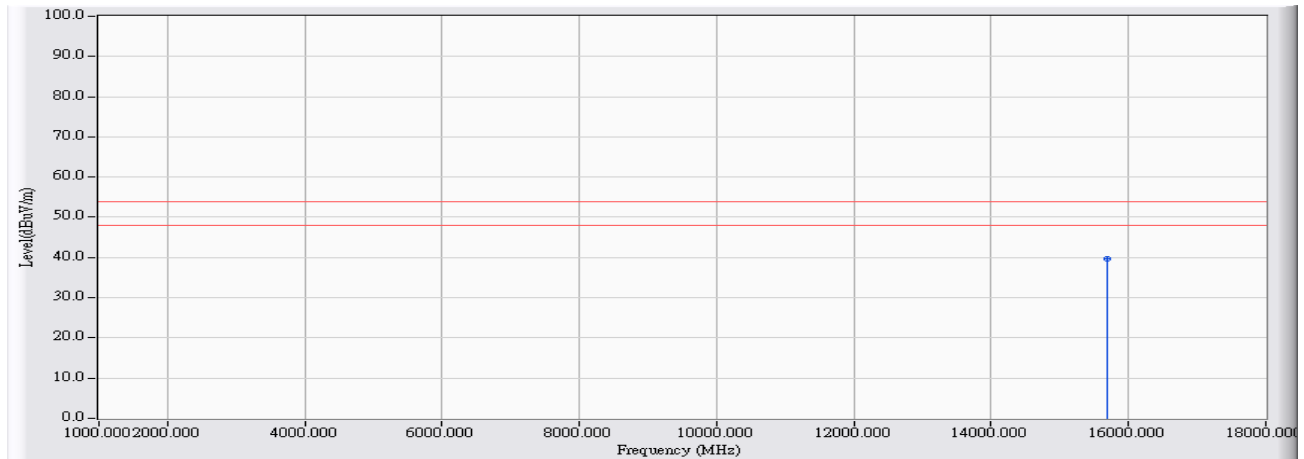


	Frequency (MHz)	Correct Factor (dB)	Reading Level (dBuV)	Measure Level (dBuV/m)	Margin (dB)	Limit (dBuV/m)	Detector Type
1	4092.000	-3.825	68.305	64.480	-9.520	74.000	PEAK
2	6396.000	3.315	53.310	56.625	-17.375	74.000	PEAK
3	10475.000	14.165	47.720	61.885	-12.115	74.000	PEAK
4	* 15716.000	15.598	42.160	57.758	-16.242	74.000	PEAK

Note:

1. All Readings below 1GHz are Quasi-Peak, above 1GHz are performed with peak and/or average measurements as necessary.
2. Peak measurements: RBW = 1MHz, VBW = 1MHz, Sweep: Auto.
3. Average measurements: RBW = 1MHz, VBW = 10 Hz, Sweep: Auto.
4. “ * ”, means this data is the worst emission level.
5. “ # ”, means the frequency is out of the restricted band.
6. Measurement Level = Reading Level + Correct Factor.
7. The average measurement was not performed when the peak measured data under the limit of average detection.

Site : CB4-H	Time : 2017/02/17
Limit : FCC_SpartC_15.209_03M_AV	Margin : 6
Probe : CB4-H_FCC_EFS_B091_1-18GHz_3M_0117 - HORIZONTAL	Power : AC 120V/60Hz
EUT : Wireless-AC2900 Dual Band Gigabit Router	Note : Mode 2: Tx_ADP: AD890326010-2LF_ MIMO Mode (802.11 n20/40)_ 802.11ac(20M)_ 5240MHz

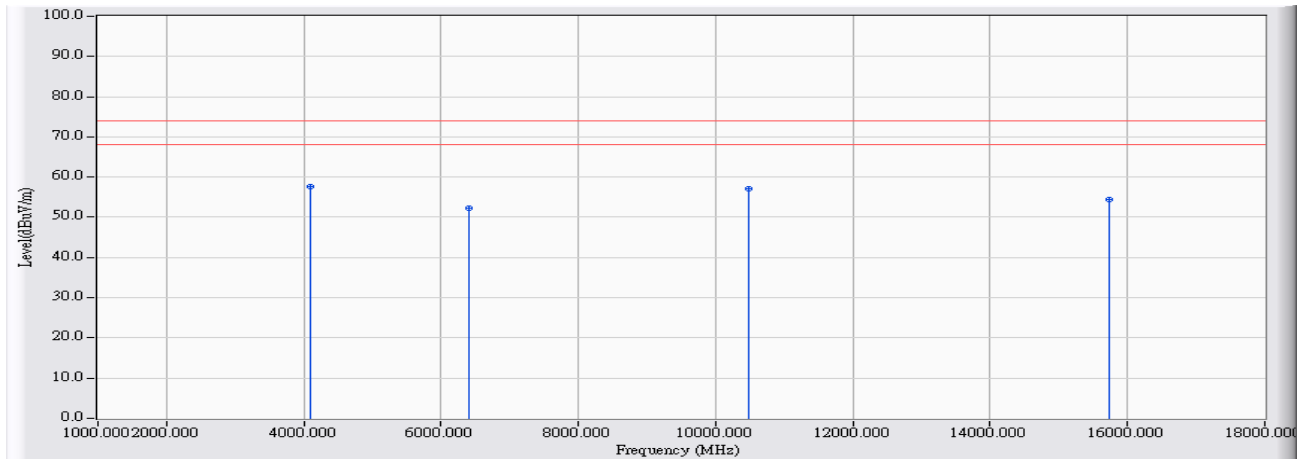


		Frequency (MHz)	Correct Factor (dB)	Reading Level (dBuV)	Measure Level (dBuV/m)	Margin (dB)	Limit (dBuV/m)	Detector Type
1	*	15700.000	15.622	24.170	39.792	-14.208	54.000	AVERAGE

Note:

1. All Readings below 1GHz are Quasi-Peak, above 1GHz are performed with peak and/or average measurements as necessary.
2. Peak measurements: RBW = 1MHz, VBW = 1MHz, Sweep: Auto.
3. Average measurements: RBW = 1MHz, VBW = 10 Hz, Sweep: Auto.
4. “ * ”, means this data is the worst emission level.
5. “ # ”, means the frequency is out of the restricted band.
6. Measurement Level = Reading Level + Correct Factor.
7. The average measurement was not performed when the peak measured data under the limit of average detection.

Site : CB4-H	Time : 2017/02/17
Limit : FCC_SpartC_15.209_03M_PK	Margin : 6
Probe : CB4-H_FCC_EFS_B091_1-18GHz_3M_0117 - VERTICAL	Power : AC 120V/60Hz
EUT : Wireless-AC2900 Dual Band Gigabit Router	Note : Mode 2: Tx_ADP: AD890326010-2LF_ MIMO Mode (802.11 n20/40)_ 802.11ac(20M)_ 5240MHz

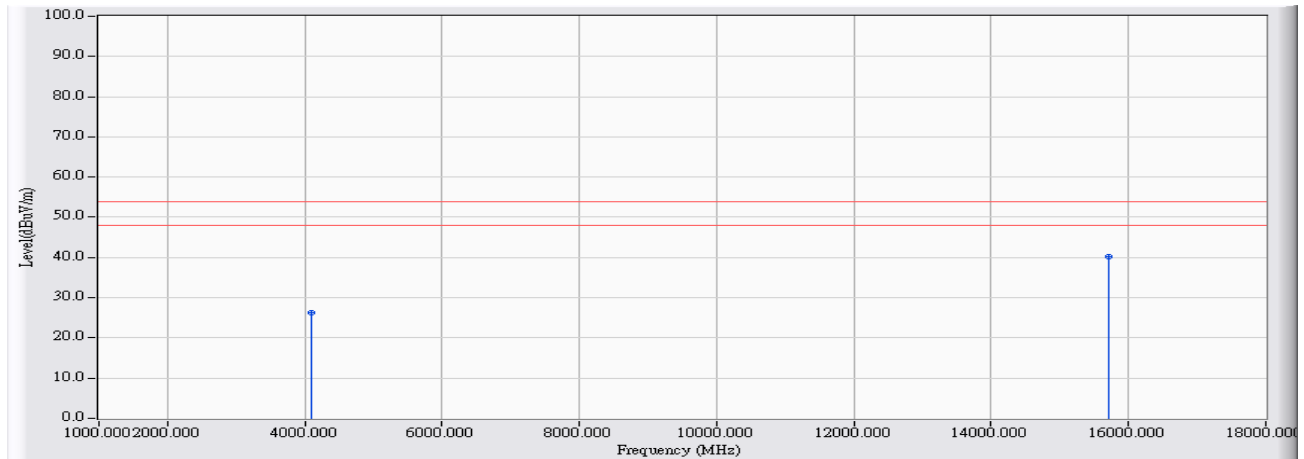


		Frequency (MHz)	Correct Factor (dB)	Reading Level (dBuV)	Measure Level (dBuV/m)	Margin (dB)	Limit (dBuV/m)	Detector Type
1	*	4104.000	-3.774	61.370	57.596	-16.404	74.000	PEAK
2		6397.000	3.319	48.920	52.240	-21.760	74.000	PEAK
3		10482.000	14.194	42.880	57.074	-16.926	74.000	PEAK
4		15725.000	15.584	38.940	54.524	-19.476	74.000	PEAK

Note:

1. All Readings below 1GHz are Quasi-Peak, above 1GHz are performed with peak and/or average measurements as necessary.
2. Peak measurements: RBW = 1MHz, VBW = 1MHz, Sweep: Auto.
3. Average measurements: RBW = 1MHz, VBW = 10 Hz, Sweep: Auto.
4. “ * ”, means this data is the worst emission level.
5. “ # ”, means the frequency is out of the restricted band.
6. Measurement Level = Reading Level + Correct Factor.
7. The average measurement was not performed when the peak measured data under the limit of average detection.

Site : CB4-H	Time : 2017/02/17
Limit : FCC_SpartC_15.209_03M_AV	Margin : 6
Probe : CB4-H_FCC_EFS_B091_1-18GHz_3M_0117 - VERTICAL	Power : AC 120V/60Hz
EUT : Wireless-AC2900 Dual Band Gigabit Router	Note : Mode 2: Tx_ADP: AD890326010-2LF_ MIMO Mode (802.11 n20/40)_ 802.11ac(20M)_5240MHz

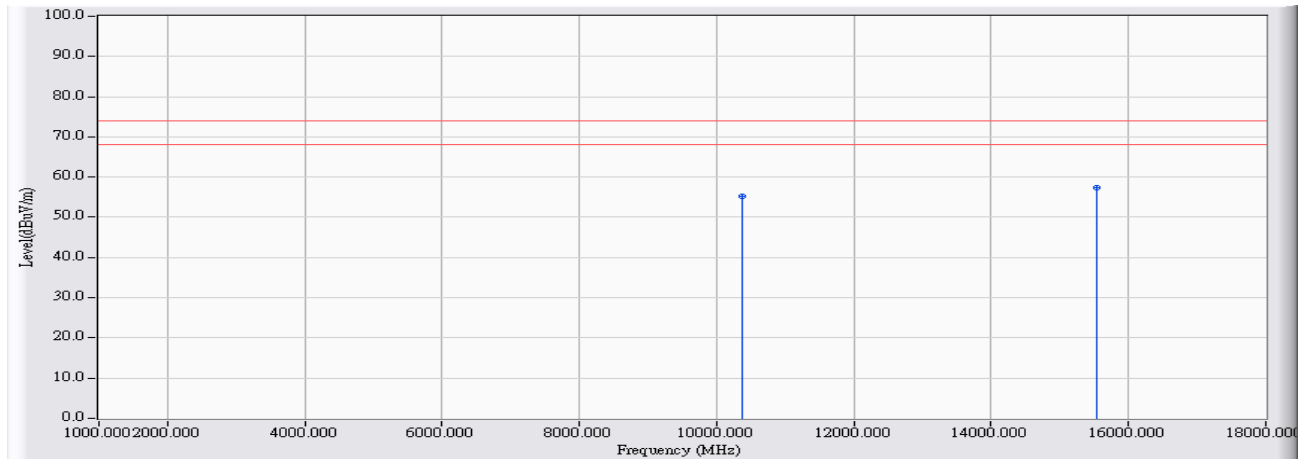


		Frequency (MHz)	Correct Factor (dB)	Reading Level (dBuV)	Measure Level (dBuV/m)	Margin (dB)	Limit (dBuV/m)	Detector Type
1		4096.000	-3.808	30.070	26.262	-27.738	54.000	AVERAGE
2	*	15721.000	15.590	24.550	40.140	-13.860	54.000	AVERAGE

Note:

1. All Readings below 1GHz are Quasi-Peak, above 1GHz are performed with peak and/or average measurements as necessary.
2. Peak measurements: RBW = 1MHz, VBW = 1MHz, Sweep: Auto.
3. Average measurements: RBW = 1MHz, VBW = 10 Hz, Sweep: Auto.
4. " * ", means this data is the worst emission level.
5. " # ", means the frequency is out of the restricted band.
6. Measurement Level = Reading Level + Correct Factor.
7. The average measurement was not performed when the peak measured data under the limit of average detection.

Site : CB4-H	Time : 2017/02/17
Limit : FCC_SpartC_15.209_03M_PK	Margin : 6
Probe : CB4-H_FCC_EFS_B091_1-18GHz_3M_0117 - HORIZONTAL	Power : AC 120V/60Hz
EUT : Wireless-AC2900 Dual Band Gigabit Router	Note : Mode 2: Tx_ADP: AD890326010-2LF_ MIMO Mode (802.11 n20/40)_ 802.11ac(20M)_ 5240MHz

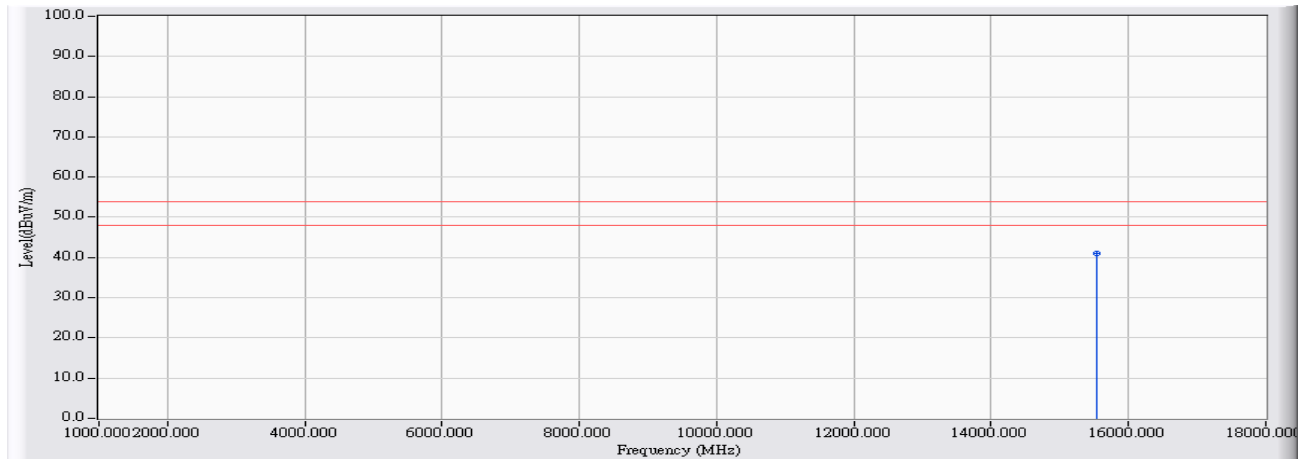


		Frequency (MHz)	Correct Factor (dB)	Reading Level (dBuV)	Measure Level (dBuV/m)	Margin (dB)	Limit (dBuV/m)	Detector Type
1		10380.000	13.771	41.490	55.261	-18.739	74.000	PEAK
2	*	15539.000	15.887	41.390	57.277	-16.723	74.000	PEAK

Note:

1. All Readings below 1GHz are Quasi-Peak, above 1GHz are performed with peak and/or average measurements as necessary.
2. Peak measurements: RBW = 1MHz, VBW = 1MHz, Sweep: Auto.
3. Average measurements: RBW = 1MHz, VBW = 10 Hz, Sweep: Auto.
4. " * ", means this data is the worst emission level.
5. " # ", means the frequency is out of the restricted band.
6. Measurement Level = Reading Level + Correct Factor.
7. The average measurement was not performed when the peak measured data under the limit of average detection.

Site : CB4-H	Time : 2017/02/17
Limit : FCC_SpartC_15.209_03M_AV	Margin : 6
Probe : CB4-H_FCC_EFS_B091_1-18GHz_3M_0117 - HORIZONTAL	Power : AC 120V/60Hz
EUT : Wireless-AC2900 Dual Band Gigabit Router	Note : Mode 2: Tx_ADP: AD890326010-2LF_ MIMO Mode (802.11 n20/40)_ 802.11ac(40M)_ 5190MHz

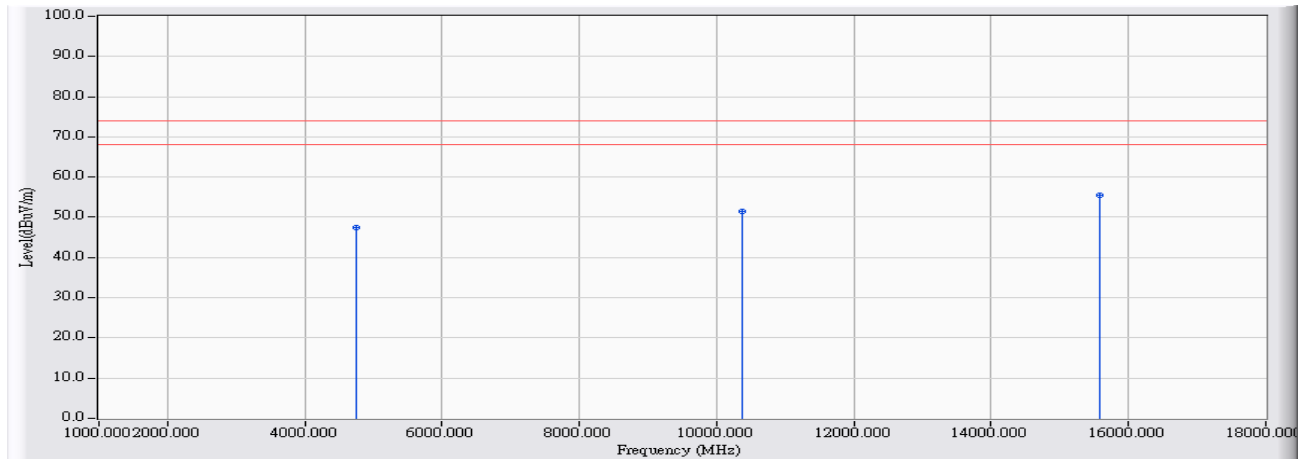


		Frequency (MHz)	Correct Factor (dB)	Reading Level (dBuV)	Measure Level (dBuV/m)	Margin (dB)	Limit (dBuV/m)	Detector Type
1	*	15547.000	15.873	25.220	41.093	-12.907	54.000	AVERAGE

Note:

1. All Readings below 1GHz are Quasi-Peak, above 1GHz are performed with peak and/or average measurements as necessary.
2. Peak measurements: RBW = 1MHz, VBW = 1MHz, Sweep: Auto.
3. Average measurements: RBW = 1MHz, VBW = 10 Hz, Sweep: Auto.
4. “ * ”, means this data is the worst emission level.
5. “ # ”, means the frequency is out of the restricted band.
6. Measurement Level = Reading Level + Correct Factor.
7. The average measurement was not performed when the peak measured data under the limit of average detection.

Site : CB4-H	Time : 2017/02/17
Limit : FCC_SpartC_15.209_03M_PK	Margin : 6
Probe : CB4-H_FCC_EFS_B091_1-18GHz_3M_0117 - VERTICAL	Power : AC 120V/60Hz
EUT : Wireless-AC2900 Dual Band Gigabit Router	Note : Mode 2: Tx_ADP: AD890326010-2LF_ MIMO Mode (802.11 n20/40)_ 802.11ac(40M)_ 5190MHz

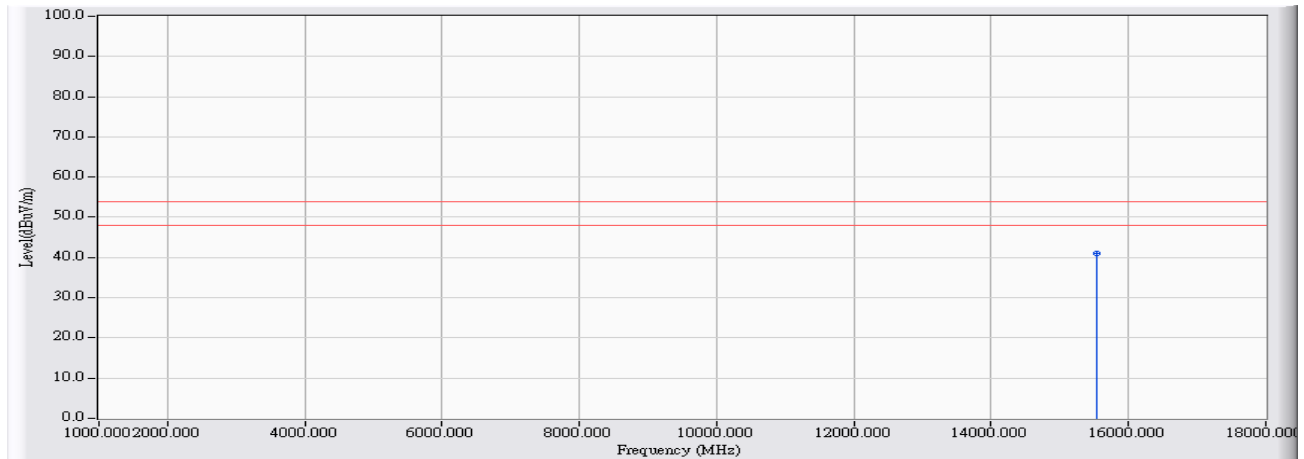


	Frequency (MHz)	Correct Factor (dB)	Reading Level (dBuV)	Measure Level (dBuV/m)	Margin (dB)	Limit (dBuV/m)	Detector Type
1	4757.000	-0.533	48.120	47.587	-26.413	74.000	PEAK
2	10382.000	13.779	37.690	51.469	-22.531	74.000	PEAK
3	* 15571.000	15.832	39.560	55.392	-18.608	74.000	PEAK

Note:

1. All Readings below 1GHz are Quasi-Peak, above 1GHz are performed with peak and/or average measurements as necessary.
2. Peak measurements: RBW = 1MHz, VBW = 1MHz, Sweep: Auto.
3. Average measurements: RBW = 1MHz, VBW = 10 Hz, Sweep: Auto.
4. " * ", means this data is the worst emission level.
5. " # ", means the frequency is out of the restricted band.
6. Measurement Level = Reading Level + Correct Factor.
7. The average measurement was not performed when the peak measured data under the limit of average detection.

Site : CB4-H	Time : 2017/02/17
Limit : FCC_SpartC_15.209_03M_AV	Margin : 6
Probe : CB4-H_FCC_EFS_B091_1-18GHz_3M_0117 - VERTICAL	Power : AC 120V/60Hz
EUT : Wireless-AC2900 Dual Band Gigabit Router	Note : Mode 2: Tx_ADP: AD890326010-2LF_ MIMO Mode (802.11 n20/40)_ 802.11ac(40M)_ 5190MHz

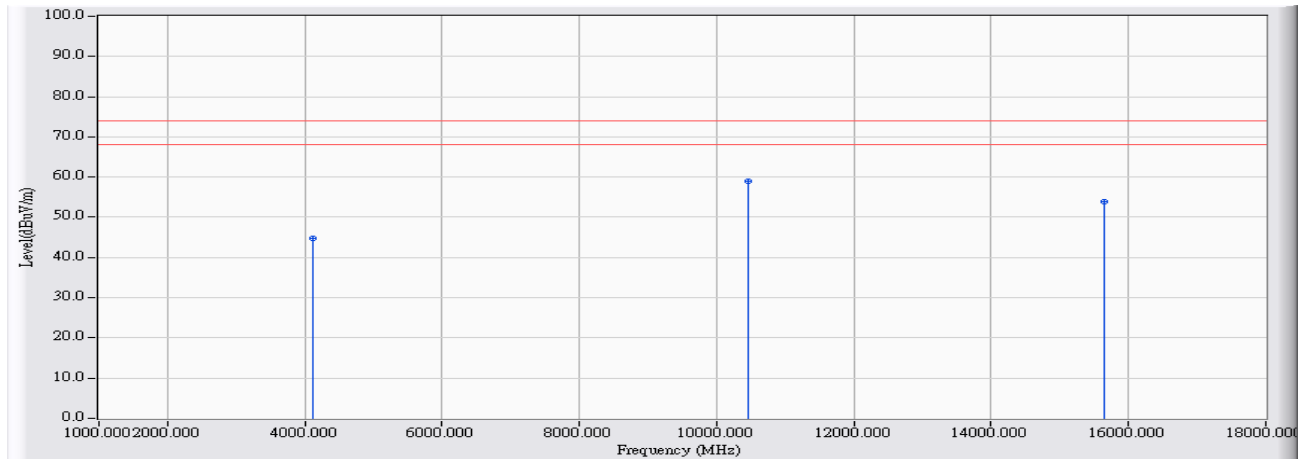


		Frequency (MHz)	Correct Factor (dB)	Reading Level (dBuV)	Measure Level (dBuV/m)	Margin (dB)	Limit (dBuV/m)	Detector Type
1	*	15531.000	15.901	25.210	41.110	-12.890	54.000	AVERAGE

Note:

1. All Readings below 1GHz are Quasi-Peak, above 1GHz are performed with peak and/or average measurements as necessary.
2. Peak measurements: RBW = 1MHz, VBW = 1MHz, Sweep: Auto.
3. Average measurements: RBW = 1MHz, VBW = 10 Hz, Sweep: Auto.
4. “ * ”, means this data is the worst emission level.
5. “ # ”, means the frequency is out of the restricted band.
6. Measurement Level = Reading Level + Correct Factor.
7. The average measurement was not performed when the peak measured data under the limit of average detection.

Site : CB4-H	Time : 2017/02/17
Limit : FCC_SpartC_15.209_03M_PK	Margin : 6
Probe : CB4-H_FCC_EFS_B091_1-18GHz_3M_0117 - HORIZONTAL	Power : AC 120V/60Hz
EUT : Wireless-AC2900 Dual Band Gigabit Router	Note : Mode 2: Tx_ADP: AD890326010-2LF_ MIMO Mode (802.11 n20/40)_ 802.11ac(40M)_ 5230MHz

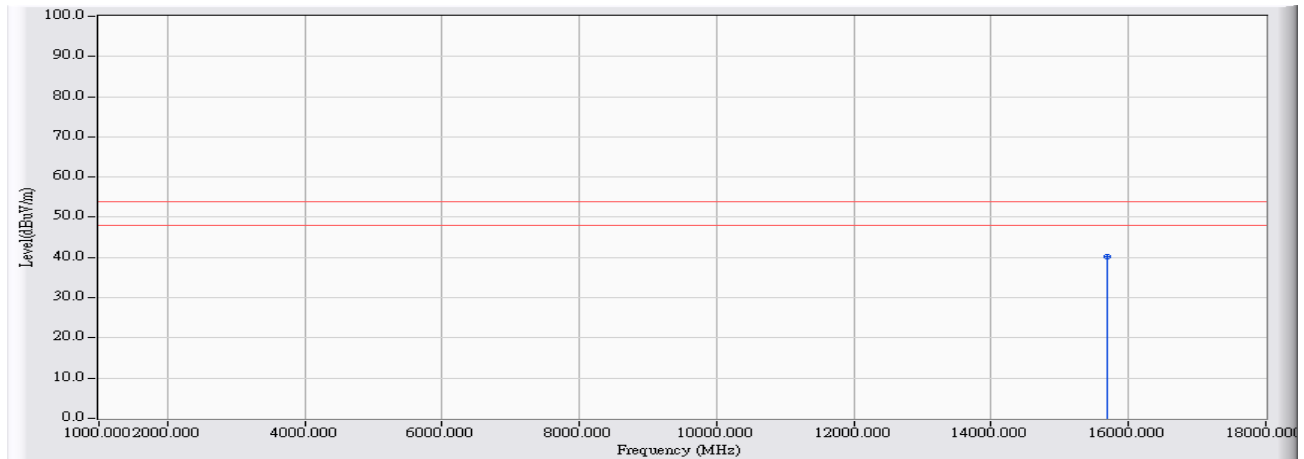


	Frequency (MHz)	Correct Factor (dB)	Reading Level (dBuV)	Measure Level (dBuV/m)	Margin (dB)	Limit (dBuV/m)	Detector Type
1	4108.000	-3.757	48.550	44.793	-29.207	74.000	PEAK
2	* 10457.000	14.089	44.990	59.079	-14.921	74.000	PEAK
3	15652.000	15.699	38.190	53.889	-20.111	74.000	PEAK

Note:

1. All Readings below 1GHz are Quasi-Peak, above 1GHz are performed with peak and/or average measurements as necessary.
2. Peak measurements: RBW = 1MHz, VBW = 1MHz, Sweep: Auto.
3. Average measurements: RBW = 1MHz, VBW = 10 Hz, Sweep: Auto.
4. " * ", means this data is the worst emission level.
5. " # ", means the frequency is out of the restricted band.
6. Measurement Level = Reading Level + Correct Factor.
7. The average measurement was not performed when the peak measured data under the limit of average detection.

Site : CB4-H	Time : 2017/02/17
Limit : FCC_SpartC_15.209_03M_AV	Margin : 6
Probe : CB4-H_FCC_EFS_B091_1-18GHz_3M_0117 - HORIZONTAL	Power : AC 120V/60Hz
EUT : Wireless-AC2900 Dual Band Gigabit Router	Note : Mode 2: Tx_ADP: AD890326010-2LF_ MIMO Mode (802.11 n20/40)_ 802.11ac(40M)_ 5230MHz

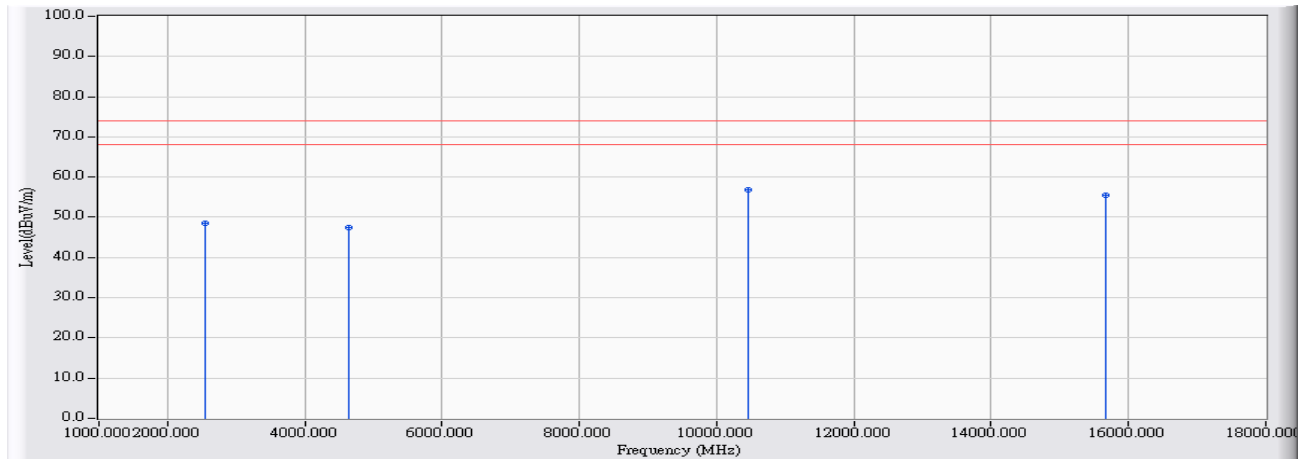


		Frequency (MHz)	Correct Factor (dB)	Reading Level (dBuV)	Measure Level (dBuV/m)	Margin (dB)	Limit (dBuV/m)	Detector Type
1	*	15689.000	15.640	24.680	40.320	-13.680	54.000	AVERAGE

Note:

1. All Readings below 1GHz are Quasi-Peak, above 1GHz are performed with peak and/or average measurements as necessary.
2. Peak measurements: RBW = 1MHz, VBW = 1MHz, Sweep: Auto.
3. Average measurements: RBW = 1MHz, VBW = 10 Hz, Sweep: Auto.
4. “ * ”, means this data is the worst emission level.
5. “ # ”, means the frequency is out of the restricted band.
6. Measurement Level = Reading Level + Correct Factor.
7. The average measurement was not performed when the peak measured data under the limit of average detection.

Site : CB4-H	Time : 2017/02/17
Limit : FCC_SpartC_15.209_03M_PK	Margin : 6
Probe : CB4-H_FCC_EFS_B091_1-18GHz_3M_0117 - VERTICAL	Power : AC 120V/60Hz
EUT : Wireless-AC2900 Dual Band Gigabit Router	Note : Mode 2: Tx_ADP: AD890326010-2LF_ MIMO Mode (802.11 n20/40)_ 802.11ac(40M)_ 5230MHz

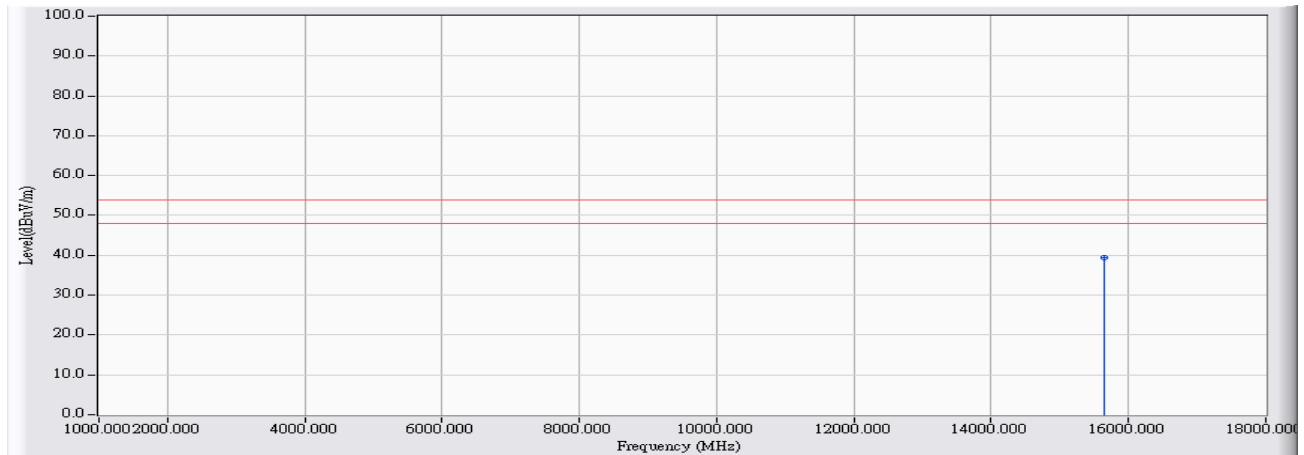


	Frequency (MHz)	Correct Factor (dB)	Reading Level (dBuV)	Measure Level (dBuV/m)	Margin (dB)	Limit (dBuV/m)	Detector Type
1	2544.000	-8.123	56.700	48.577	-25.423	74.000	PEAK
2	4648.000	-1.113	48.510	47.397	-26.603	74.000	PEAK
3	* 10460.000	14.102	42.760	56.862	-17.138	74.000	PEAK
4	15672.000	15.667	39.920	55.587	-18.413	74.000	PEAK

Note:

1. All Readings below 1GHz are Quasi-Peak, above 1GHz are performed with peak and/or average measurements as necessary.
2. Peak measurements: RBW = 1MHz, VBW = 1MHz, Sweep: Auto.
3. Average measurements: RBW = 1MHz, VBW = 10 Hz, Sweep: Auto.
4. " * ", means this data is the worst emission level.
5. " # ", means the frequency is out of the restricted band.
6. Measurement Level = Reading Level + Correct Factor.
7. The average measurement was not performed when the peak measured data under the limit of average detection.

Site : CB4-H	Time : 2017/02/17
Limit : FCC_SpartC_15.209_03M_AV	Margin : 6
Probe : CB4-H_FCC_EFS_B091_1-18GHz_3M_0117 - VERTICAL	Power : AC 120V/60Hz
EUT : Wireless-AC2900 Dual Band Gigabit Router	Note : Mode 2: Tx_ADP: AD890326010-2LF_ MIMO Mode (802.11 n20/40)_ 802.11ac(40M)_ 5230MHz

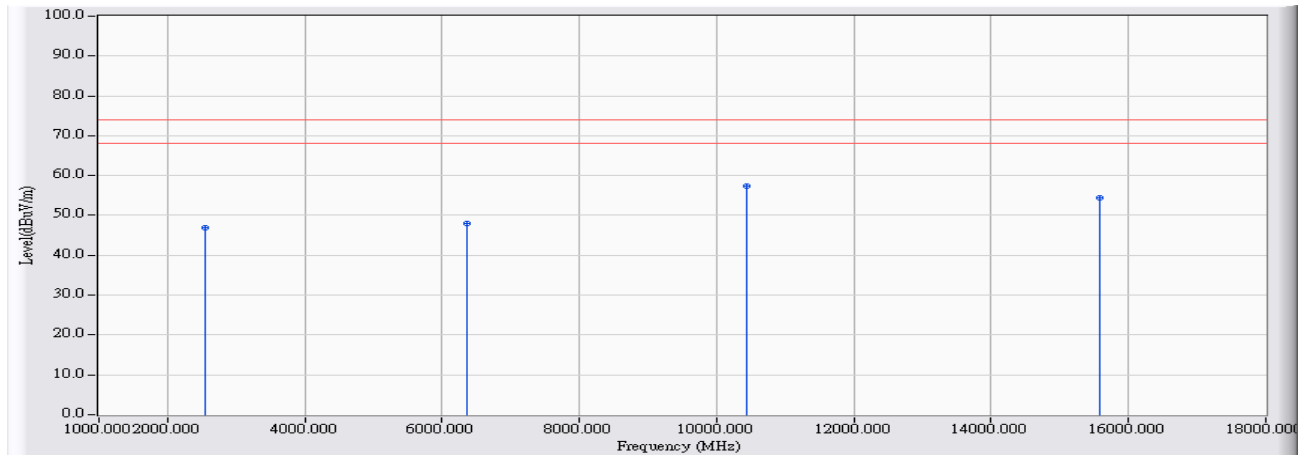


		Frequency (MHz)	Correct Factor (dB)	Reading Level (dBuV)	Measure Level (dBuV/m)	Margin (dB)	Limit (dBuV/m)	Detector Type
1	*	15653.000	15.697	23.690	39.387	-14.613	54.000	AVERAGE

Note:

1. All Readings below 1GHz are Quasi-Peak, above 1GHz are performed with peak and/or average measurements as necessary.
2. Peak measurements: RBW = 1MHz, VBW = 1MHz, Sweep: Auto.
3. Average measurements: RBW = 1MHz, VBW = 10 Hz, Sweep: Auto.
4. “ * ”, means this data is the worst emission level.
5. “ # ”, means the frequency is out of the restricted band.
6. Measurement Level = Reading Level + Correct Factor.
7. The average measurement was not performed when the peak measured data under the limit of average detection.

Site : CB4-H	Time : 2017/02/17
Limit : FCC_SpartC_15.209_03M_PK	Margin : 6
Probe : CB4-H_FCC_EFS_B091_1-18GHz_3M_0117 - HORIZONTAL	Power : AC 120V/60Hz
EUT : Wireless-AC2900 Dual Band Gigabit Router	Note : Mode 2: Tx_ADP: AD890326010-2LF_ MIMO Mode (802.11 n20/40)_ 802.11ac(80M)_ 5210MHz

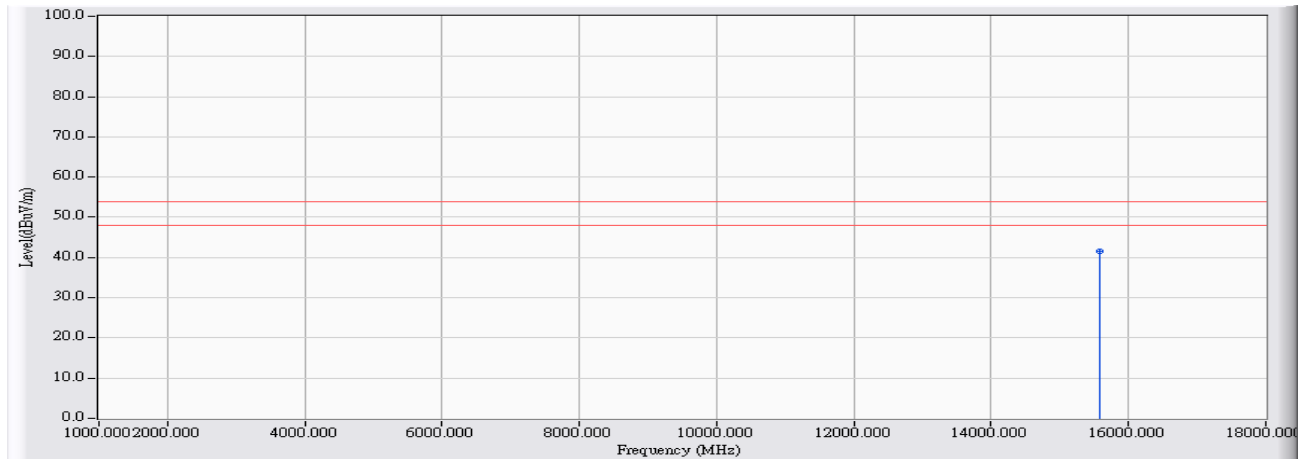


	Frequency (MHz)	Correct Factor (dB)	Reading Level (dBuV)	Measure Level (dBuV/m)	Margin (dB)	Limit (dBuV/m)	Detector Type
1	2542.000	-8.129	55.100	46.971	-27.029	74.000	PEAK
2	6368.000	3.184	44.880	48.065	-25.935	74.000	PEAK
3	* 10436.000	14.002	43.490	57.491	-16.509	74.000	PEAK
4	15586.000	15.807	38.540	54.347	-19.653	74.000	PEAK

Note:

1. All Readings below 1GHz are Quasi-Peak, above 1GHz are performed with peak and/or average measurements as necessary.
2. Peak measurements: RBW = 1MHz, VBW = 1MHz, Sweep: Auto.
3. Average measurements: RBW = 1MHz, VBW = 10 Hz, Sweep: Auto.
4. “ * ”, means this data is the worst emission level.
5. “ # ”, means the frequency is out of the restricted band.
6. Measurement Level = Reading Level + Correct Factor.
7. The average measurement was not performed when the peak measured data under the limit of average detection.

Site : CB4-H	Time : 2017/02/17
Limit : FCC_SpartC_15.209_03M_AV	Margin : 6
Probe : CB4-H_FCC_EFS_B091_1-18GHz_3M_0117 - HORIZONTAL	Power : AC 120V/60Hz
EUT : Wireless-AC2900 Dual Band Gigabit Router	Note : Mode 2: Tx_ADP: AD890326010-2LF_ MIMO Mode (802.11 n20/40)_ 802.11ac(80M)_ 5210MHz

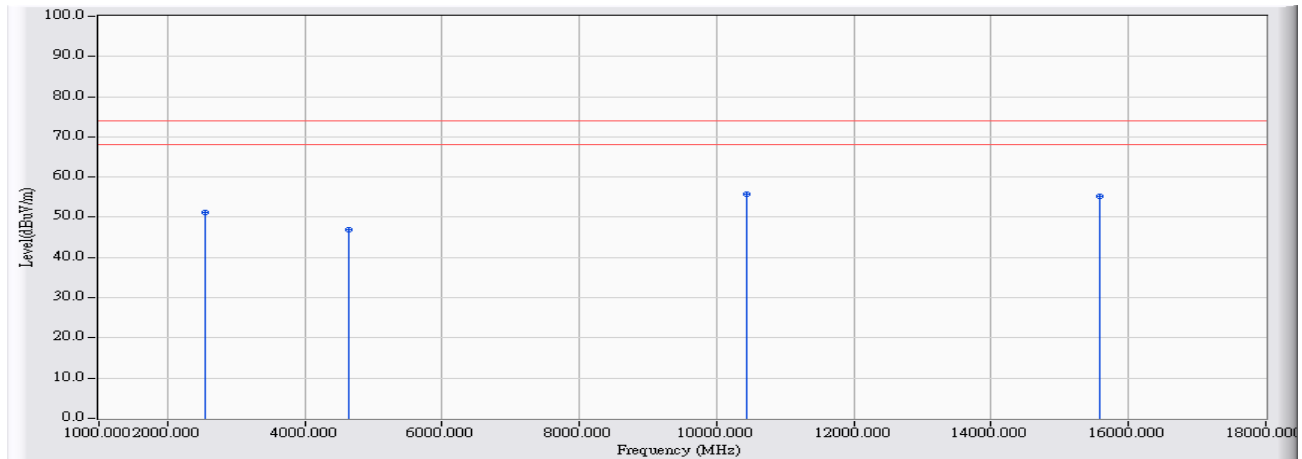


		Frequency (MHz)	Correct Factor (dB)	Reading Level (dBuV)	Measure Level (dBuV/m)	Margin (dB)	Limit (dBuV/m)	Detector Type
1	*	15580.000	15.817	25.690	41.507	-12.493	54.000	AVERAGE

Note:

1. All Readings below 1GHz are Quasi-Peak, above 1GHz are performed with peak and/or average measurements as necessary.
2. Peak measurements: RBW = 1MHz, VBW = 1MHz, Sweep: Auto.
3. Average measurements: RBW = 1MHz, VBW = 10 Hz, Sweep: Auto.
4. “ * ”, means this data is the worst emission level.
5. “ # ”, means the frequency is out of the restricted band.
6. Measurement Level = Reading Level + Correct Factor.
7. The average measurement was not performed when the peak measured data under the limit of average detection.

Site : CB4-H	Time : 2017/02/17
Limit : FCC_SpartC_15.209_03M_PK	Margin : 6
Probe : CB4-H_FCC_EFS_B091_1-18GHz_3M_0117 - VERTICAL	Power : AC 120V/60Hz
EUT : Wireless-AC2900 Dual Band Gigabit Router	Note : Mode 2: Tx_ADP: AD890326010-2LF_ MIMO Mode (802.11 n20/40)_ 802.11ac(80M)_ 5210MHz

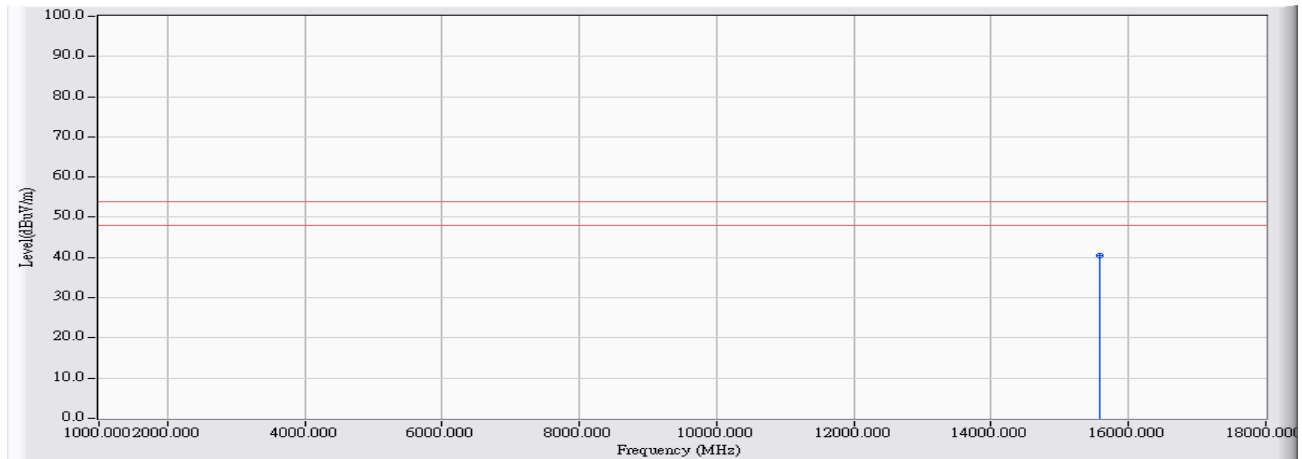


	Frequency (MHz)	Correct Factor (dB)	Reading Level (dBuV)	Measure Level (dBuV/m)	Margin (dB)	Limit (dBuV/m)	Detector Type
1	2557.000	-8.088	59.260	51.172	-22.828	74.000	PEAK
2	4631.000	-1.209	48.140	46.931	-27.069	74.000	PEAK
3	* 10439.000	14.013	41.880	55.894	-18.106	74.000	PEAK
4	15586.000	15.807	39.470	55.277	-18.723	74.000	PEAK

Note:

1. All Readings below 1GHz are Quasi-Peak, above 1GHz are performed with peak and/or average measurements as necessary.
2. Peak measurements: RBW = 1MHz, VBW = 1MHz, Sweep: Auto.
3. Average measurements: RBW = 1MHz, VBW = 10 Hz, Sweep: Auto.
4. “ * ”, means this data is the worst emission level.
5. “ # ”, means the frequency is out of the restricted band.
6. Measurement Level = Reading Level + Correct Factor.
7. The average measurement was not performed when the peak measured data under the limit of average detection.

Site : CB4-H	Time : 2017/02/17
Limit : FCC_SpartC_15.209_03M_AV	Margin : 6
Probe : CB4-H_FCC_EFS_B091_1-18GHz_3M_0117 - VERTICAL	Power : AC 120V/60Hz
EUT : Wireless-AC2900 Dual Band Gigabit Router	Note : Mode 2: Tx_ADP: AD890326010-2LF_ MIMO Mode (802.11 n20/40)_ 802.11ac(80M)_ 5210MHz

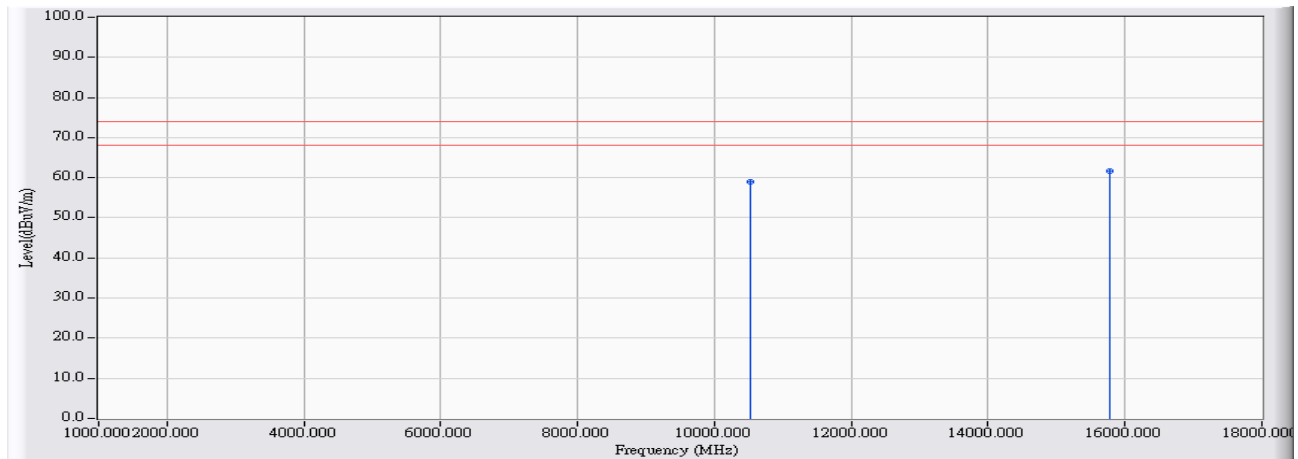


		Frequency (MHz)	Correct Factor (dB)	Reading Level (dBuV)	Measure Level (dBuV/m)	Margin (dB)	Limit (dBuV/m)	Detector Type
1	*	15582.000	15.814	24.710	40.523	-13.477	54.000	AVERAGE

Note:

1. All Readings below 1GHz are Quasi-Peak, above 1GHz are performed with peak and/or average measurements as necessary.
2. Peak measurements: RBW = 1MHz, VBW = 1MHz, Sweep: Auto.
3. Average measurements: RBW = 1MHz, VBW = 10 Hz, Sweep: Auto.
4. “ * ”, means this data is the worst emission level.
5. “ # ”, means the frequency is out of the restricted band.
6. Measurement Level = Reading Level + Correct Factor.
7. The average measurement was not performed when the peak measured data under the limit of average detection.

Site : CB4-H	Time : 2017/05/09
Limit : FCC_SpartC_15.209_03M_PK	Margin : 6
Probe : CB4-H_FCC_EFS_B091_1-18GHz_3M_0117 - HORIZONTAL	Power : AC 120V/60Hz
EUT : Wireless-AC2900 Dual Band Gigabit Router	Note : Mode 2: Tx_ADP: AD890326010-2LF_ MIMO Mode (802.11 n20/40)_ 802.11n(20M)_ 5260MHz

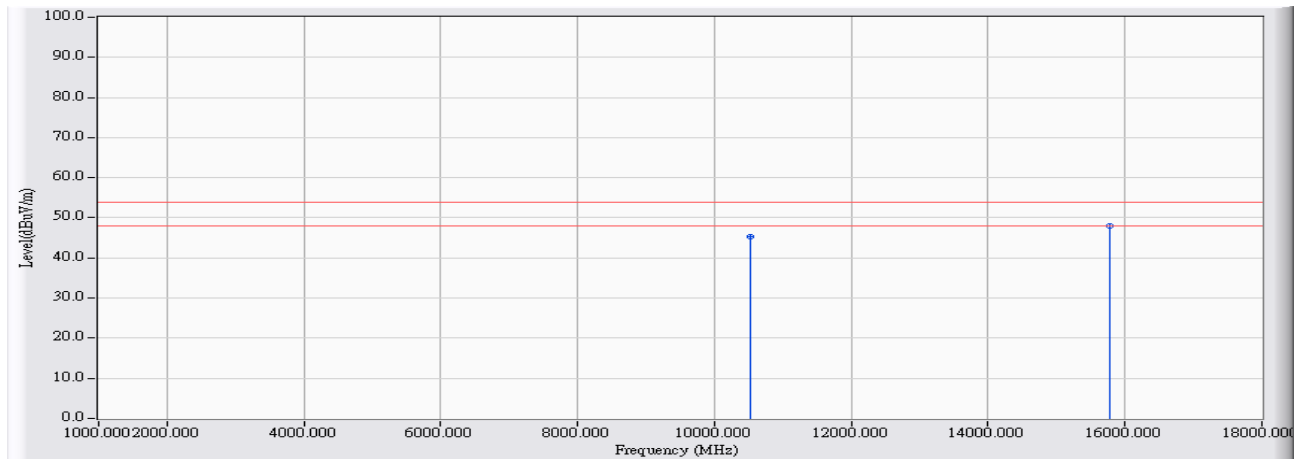


	Frequency (MHz)	Correct Factor (dB)	Reading Level (dBuV)	Measure Level (dBuV/m)	Margin (dB)	Limit (dBuV/m)	Detector Type
1	10520.000	21.728	37.220	58.948	-15.052	74.000	PEAK
2	* 15780.000	24.091	37.510	61.601	-12.399	74.000	PEAK

Note:

1. All Readings below 1GHz are Quasi-Peak, above 1GHz are performed with peak and/or average measurements as necessary.
2. Peak measurements: RBW = 1MHz, VBW = 1MHz, Sweep: Auto.
3. Average measurements: RBW = 1MHz, VBW = 10 Hz, Sweep: Auto.
4. “ * ”, means this data is the worst emission level.
5. “ # ”, means the frequency is out of the restricted band.
6. Measurement Level = Reading Level + Correct Factor.
7. The average measurement was not performed when the peak measured data under the limit of average detection.

Site : CB4-H	Time : 2017/05/09
Limit : FCC_SpartC_15.209_03M_AV	Margin : 6
Probe : CB4-H_FCC_EFS_B091_1-18GHz_3M_0117 - HORIZONTAL	Power : AC 120V/60Hz
EUT : Wireless-AC2900 Dual Band Gigabit Router	Note : Mode 2: Tx_ADP: AD890326010-2LF_ MIMO Mode (802.11 n20/40)_ 802.11n(20M)_ 5260MHz

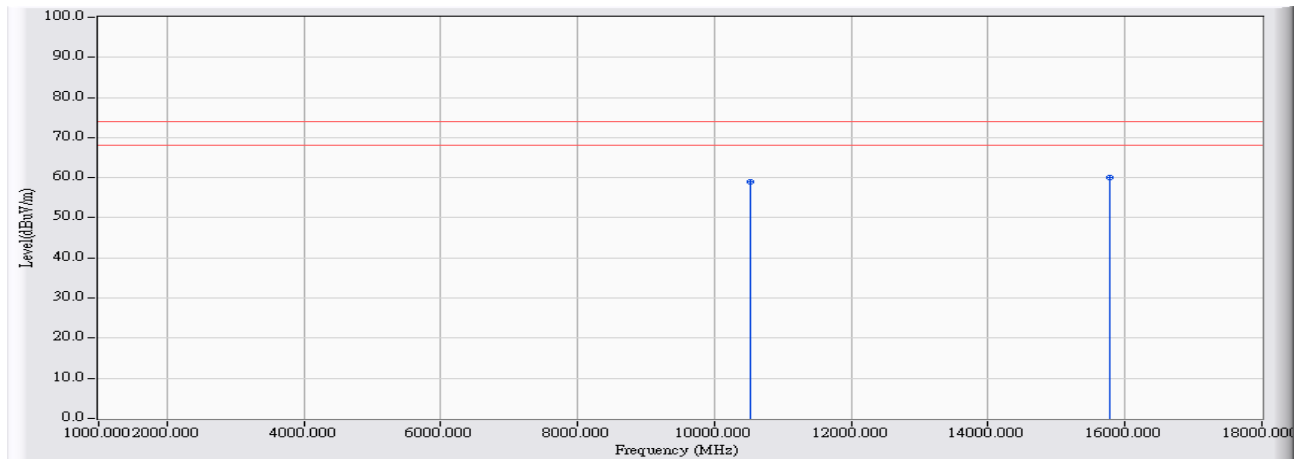


	Frequency (MHz)	Correct Factor (dB)	Reading Level (dBuV)	Measure Level (dBuV/m)	Margin (dB)	Limit (dBuV/m)	Detector Type
1	10520.000	21.728	23.450	45.178	-8.822	54.000	AVERAGE
2	* 15780.000	24.091	23.880	47.971	-6.029	54.000	AVERAGE

Note:

1. All Readings below 1GHz are Quasi-Peak, above 1GHz are performed with peak and/or average measurements as necessary.
2. Peak measurements: RBW = 1MHz, VBW = 1MHz, Sweep: Auto.
3. Average measurements: RBW = 1MHz, VBW = 10 Hz, Sweep: Auto.
4. “ * ”, means this data is the worst emission level.
5. “ # ”, means the frequency is out of the restricted band.
6. Measurement Level = Reading Level + Correct Factor.
7. The average measurement was not performed when the peak measured data under the limit of average detection.

Site : CB4-H	Time : 2017/05/09
Limit : FCC_SpartC_15.209_03M_PK	Margin : 6
Probe : CB4-H_FCC_EFS_B091_1-18GHz_3M_0117 - VERTICAL	Power : AC 120V/60Hz
EUT : Wireless-AC2900 Dual Band Gigabit Router	Note : Mode 2: Tx_ADP: AD890326010-2LF_ MIMO Mode (802.11 n20/40)_ 802.11n(20M)_ 5260MHz

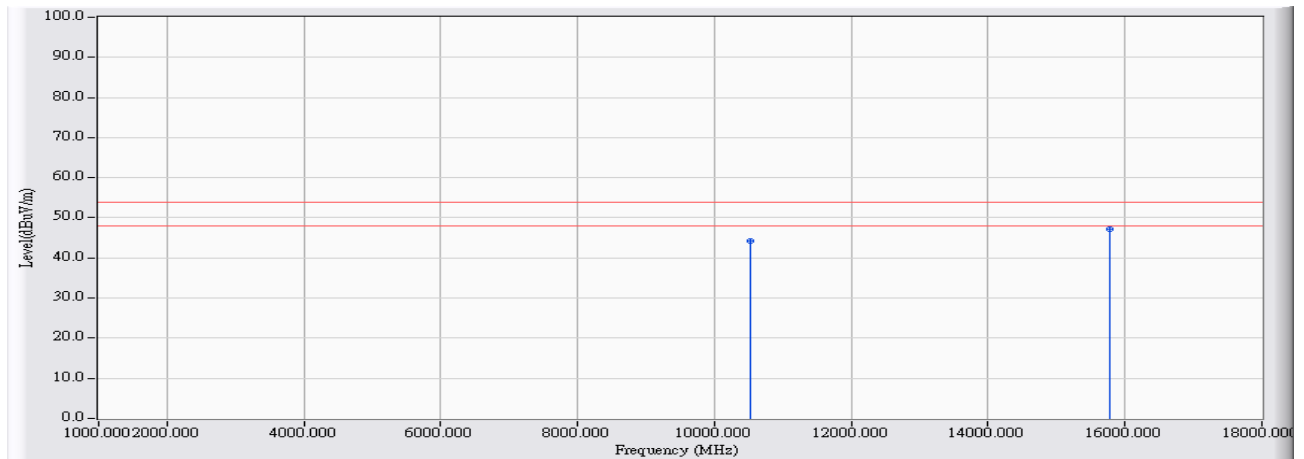


	Frequency (MHz)	Correct Factor (dB)	Reading Level (dBuV)	Measure Level (dBuV/m)	Margin (dB)	Limit (dBuV/m)	Detector Type
1	10520.000	21.728	37.200	58.928	-15.072	74.000	PEAK
2	* 15780.000	24.091	35.850	59.941	-14.059	74.000	PEAK

Note:

1. All Readings below 1GHz are Quasi-Peak, above 1GHz are performed with peak and/or average measurements as necessary.
2. Peak measurements: RBW = 1MHz, VBW = 1MHz, Sweep: Auto.
3. Average measurements: RBW = 1MHz, VBW = 10 Hz, Sweep: Auto.
4. “ * ”, means this data is the worst emission level.
5. “ # ”, means the frequency is out of the restricted band.
6. Measurement Level = Reading Level + Correct Factor.
7. The average measurement was not performed when the peak measured data under the limit of average detection.

Site : CB4-H	Time : 2017/05/09
Limit : FCC_SpartC_15.209_03M_AV	Margin : 6
Probe : CB4-H_FCC_EFS_B091_1-18GHz_3M_0117 - VERTICAL	Power : AC 120V/60Hz
EUT : Wireless-AC2900 Dual Band Gigabit Router	Note : Mode 2: Tx_ADP: AD890326010-2LF_ MIMO Mode (802.11 n20/40)_ 802.11n(20M)_ 5260MHz

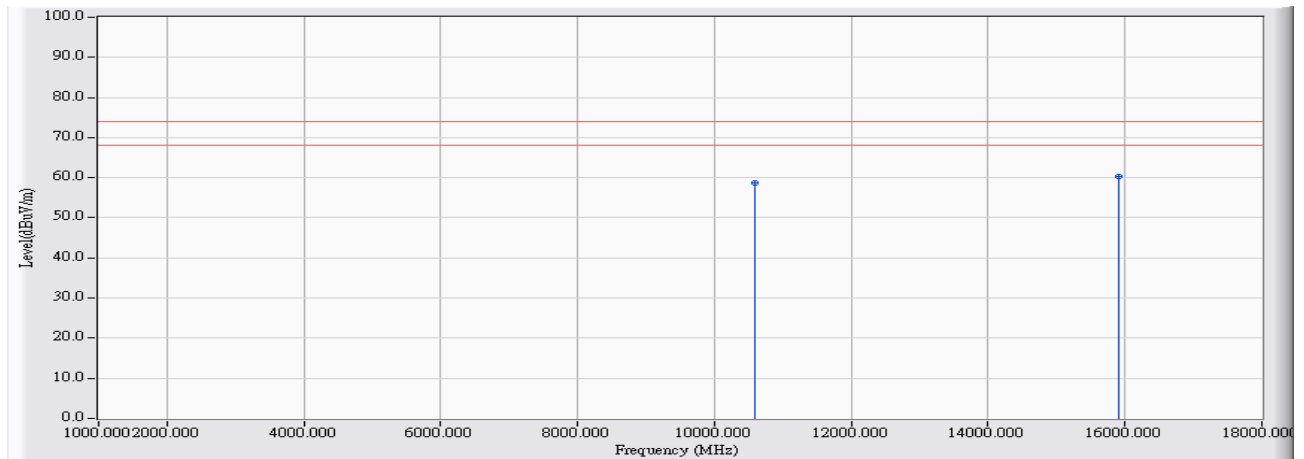


		Frequency (MHz)	Correct Factor (dB)	Reading Level (dBuV)	Measure Level (dBuV/m)	Margin (dB)	Limit (dBuV/m)	Detector Type
1		10520.000	21.728	22.510	44.238	-9.762	54.000	AVERAGE
2	*	15780.000	24.091	23.040	47.131	-6.869	54.000	AVERAGE

Note:

1. All Readings below 1GHz are Quasi-Peak, above 1GHz are performed with peak and/or average measurements as necessary.
2. Peak measurements: RBW = 1MHz, VBW = 1MHz, Sweep: Auto.
3. Average measurements: RBW = 1MHz, VBW = 10 Hz, Sweep: Auto.
4. “ * ”, means this data is the worst emission level.
5. “ # ”, means the frequency is out of the restricted band.
6. Measurement Level = Reading Level + Correct Factor.
7. The average measurement was not performed when the peak measured data under the limit of average detection.

Site : CB4-H	Time : 2017/05/09
Limit : FCC_SpartC_15.209_03M_PK	Margin : 6
Probe : CB4-H_FCC_EFS_B091_1-18GHz_3M_0117 - HORIZONTAL	Power : AC 120V/60Hz
EUT : Wireless-AC2900 Dual Band Gigabit Router	Note : Mode 2: Tx_ADP: AD890326010-2LF_ MIMO Mode (802.11 n20/40)_ 802.11n(20M)_ 5300MHz

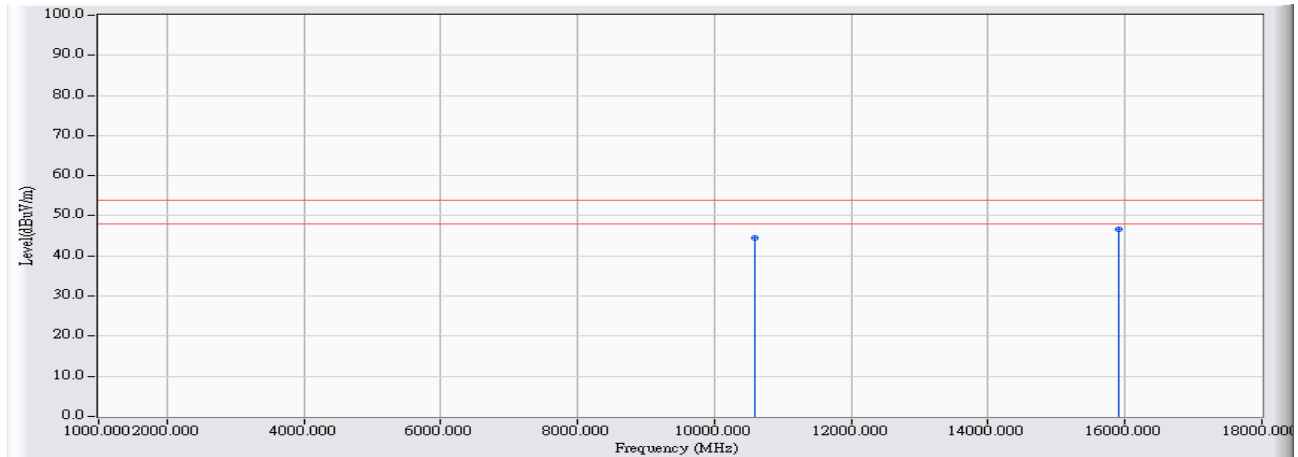


	Frequency (MHz)	Correct Factor (dB)	Reading Level (dBuV)	Measure Level (dBuV/m)	Margin (dB)	Limit (dBuV/m)	Detector Type
1	10600.000	22.122	36.600	58.722	-15.278	74.000	PEAK
2	* 15900.000	23.942	36.250	60.192	-13.808	74.000	PEAK

Note:

1. All Readings below 1GHz are Quasi-Peak, above 1GHz are performed with peak and/or average measurements as necessary.
2. Peak measurements: RBW = 1MHz, VBW = 1MHz, Sweep: Auto.
3. Average measurements: RBW = 1MHz, VBW = 10 Hz, Sweep: Auto.
4. “ * ”, means this data is the worst emission level.
5. “ # ”, means the frequency is out of the restricted band.
6. Measurement Level = Reading Level + Correct Factor.
7. The average measurement was not performed when the peak measured data under the limit of average detection.

Site : CB4-H	Time : 2017/05/09
Limit : FCC_SpartC_15.209_03M_AV	Margin : 6
Probe : CB4-H_FCC_EFS_B091_1-18GHz_3M_0117 - HORIZONTAL	Power : AC 120V/60Hz
EUT : Wireless-AC2900 Dual Band Gigabit Router	Note : Mode 2: Tx_ADP: AD890326010-2LF_ MIMO Mode (802.11 n20/40)_ 802.11n(20M)_ 5300MHz

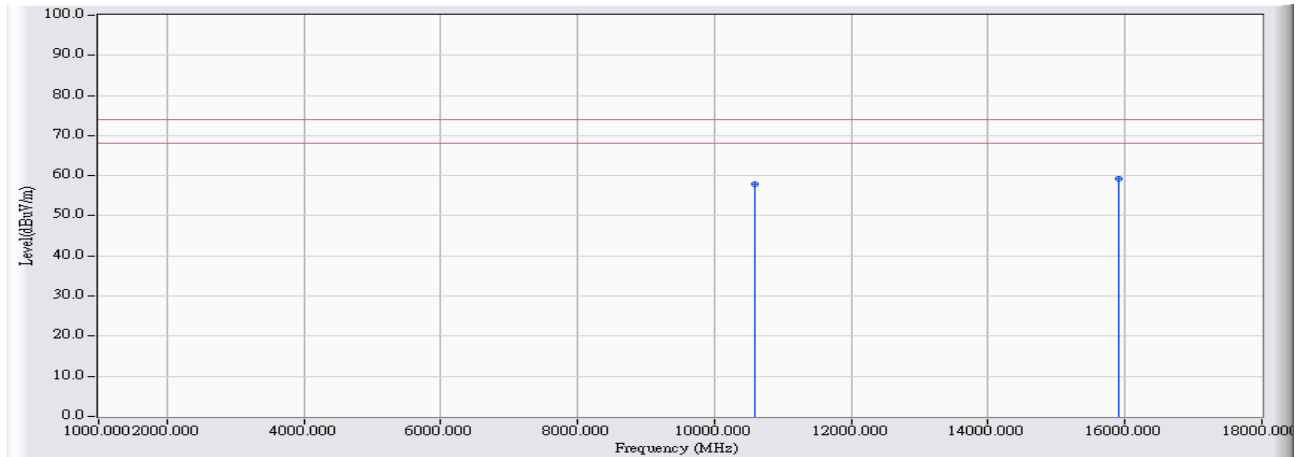


		Frequency (MHz)	Correct Factor (dB)	Reading Level (dBuV)	Measure Level (dBuV/m)	Margin (dB)	Limit (dBuV/m)	Detector Type
1		10600.000	22.122	22.440	44.562	-9.438	54.000	AVERAGE
2	*	15900.000	23.942	22.820	46.762	-7.238	54.000	AVERAGE

Note:

1. All Readings below 1GHz are Quasi-Peak, above 1GHz are performed with peak and/or average measurements as necessary.
2. Peak measurements: RBW = 1MHz, VBW = 1MHz, Sweep: Auto.
3. Average measurements: RBW = 1MHz, VBW = 10 Hz, Sweep: Auto.
4. “ * ”, means this data is the worst emission level.
5. “ # ”, means the frequency is out of the restricted band.
6. Measurement Level = Reading Level + Correct Factor.
7. The average measurement was not performed when the peak measured data under the limit of average detection.

Site : CB4-H	Time : 2017/05/09
Limit : FCC_SpartC_15.209_03M_PK	Margin : 6
Probe : CB4-H_FCC_EFS_B091_1-18GHz_3M_0117 - VERTICAL	Power : AC 120V/60Hz
EUT : Wireless-AC2900 Dual Band Gigabit Router	Note : Mode 2: Tx_ADP: AD890326010-2LF_ MIMO Mode (802.11 n20/40)_ 802.11n(20M)_ 5300MHz

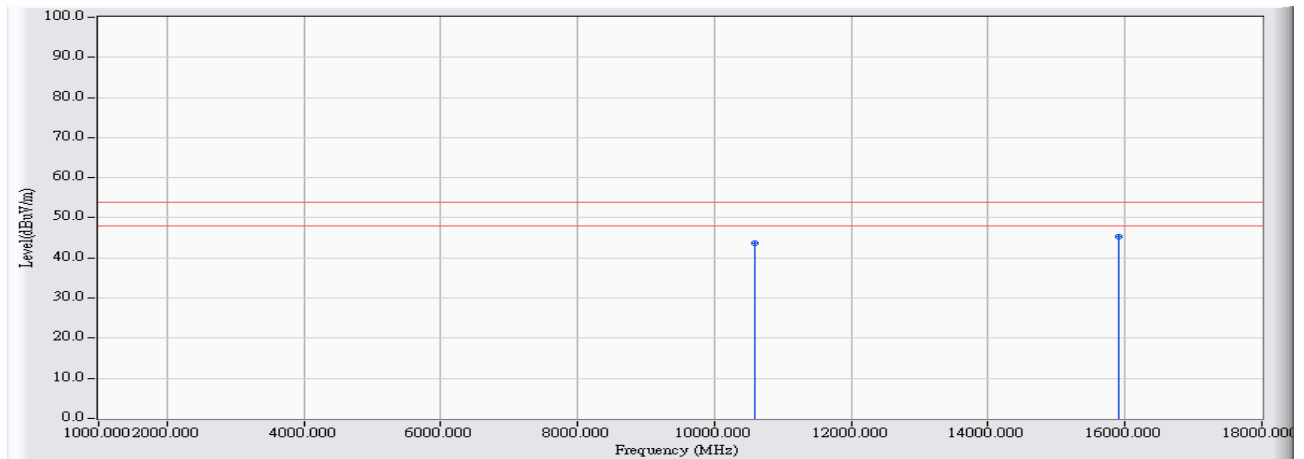


	Frequency (MHz)	Correct Factor (dB)	Reading Level (dBuV)	Measure Level (dBuV/m)	Margin (dB)	Limit (dBuV/m)	Detector Type
1	10600.000	22.122	35.860	57.982	-16.018	74.000	PEAK
2	* 15900.000	23.942	35.340	59.282	-14.718	74.000	PEAK

Note:

1. All Readings below 1GHz are Quasi-Peak, above 1GHz are performed with peak and/or average measurements as necessary.
2. Peak measurements: RBW = 1MHz, VBW = 1MHz, Sweep: Auto.
3. Average measurements: RBW = 1MHz, VBW = 10 Hz, Sweep: Auto.
4. “ * ”, means this data is the worst emission level.
5. “ # ”, means the frequency is out of the restricted band.
6. Measurement Level = Reading Level + Correct Factor.
7. The average measurement was not performed when the peak measured data under the limit of average detection.

Site : CB4-H	Time : 2017/05/09
Limit : FCC_SpartC_15.209_03M_AV	Margin : 6
Probe : CB4-H_FCC_EFS_B091_1-18GHz_3M_0117 - VERTICAL	Power : AC 120V/60Hz
EUT : Wireless-AC2900 Dual Band Gigabit Router	Note : Mode 2: Tx_ADP: AD890326010-2LF_ MIMO Mode (802.11 n20/40)_ 802.11n(20M)_ 5300MHz

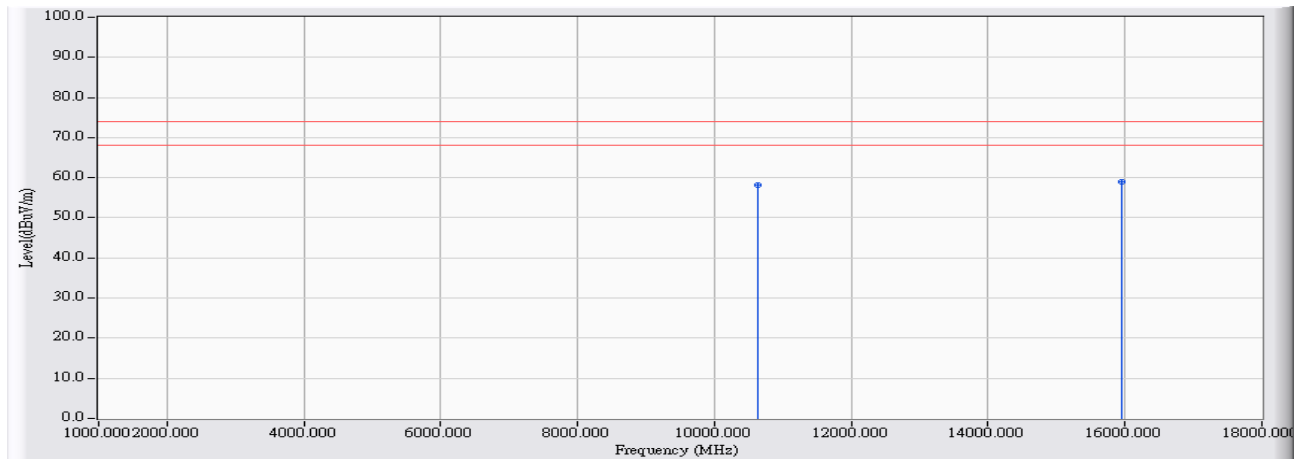


	Frequency (MHz)	Correct Factor (dB)	Reading Level (dBuV)	Measure Level (dBuV/m)	Margin (dB)	Limit (dBuV/m)	Detector Type
1	10600.000	22.122	21.520	43.642	-10.358	54.000	AVERAGE
2	* 15900.000	23.942	21.480	45.422	-8.578	54.000	AVERAGE

Note:

1. All Readings below 1GHz are Quasi-Peak, above 1GHz are performed with peak and/or average measurements as necessary.
2. Peak measurements: RBW = 1MHz, VBW = 1MHz, Sweep: Auto.
3. Average measurements: RBW = 1MHz, VBW = 10 Hz, Sweep: Auto.
4. “ * ”, means this data is the worst emission level.
5. “ # ”, means the frequency is out of the restricted band.
6. Measurement Level = Reading Level + Correct Factor.
7. The average measurement was not performed when the peak measured data under the limit of average detection.

Site : CB4-H	Time : 2017/05/09
Limit : FCC_SpartC_15.209_03M_PK	Margin : 6
Probe : CB4-H_FCC_EFS_B091_1-18GHz_3M_0117 - HORIZONTAL	Power : AC 120V/60Hz
EUT : Wireless-AC2900 Dual Band Gigabit Router	Note : Mode 2: Tx_ADP: AD890326010-2LF_ MIMO Mode (802.11 n20/40)_ 802.11n(20M)_ 5320MHz

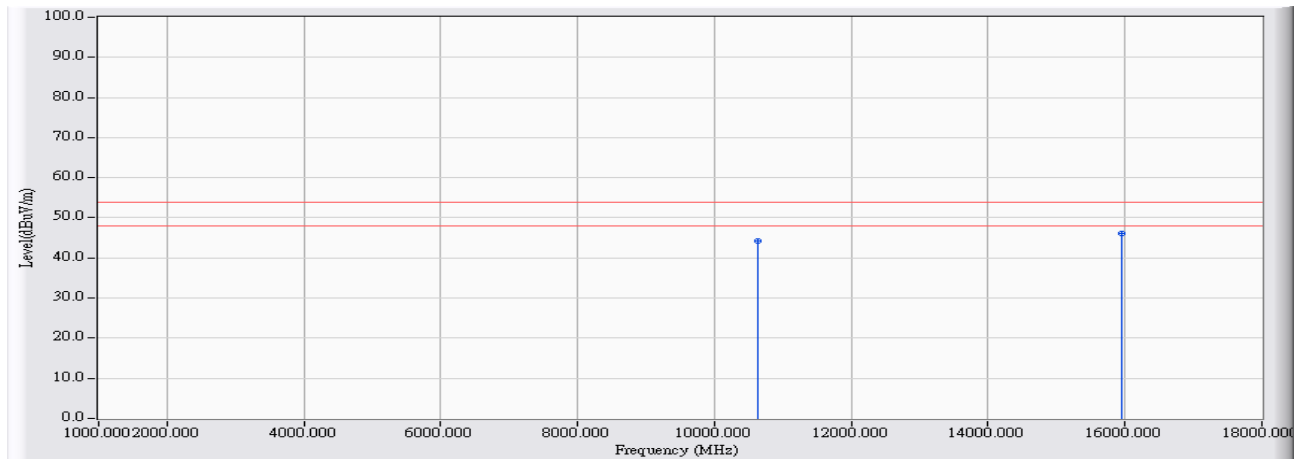


	Frequency (MHz)	Correct Factor (dB)	Reading Level (dBuV)	Measure Level (dBuV/m)	Margin (dB)	Limit (dBuV/m)	Detector Type
1	10640.000	22.319	35.830	58.149	-15.851	74.000	PEAK
2	* 15960.000	23.868	35.140	59.008	-14.992	74.000	PEAK

Note:

1. All Readings below 1GHz are Quasi-Peak, above 1GHz are performed with peak and/or average measurements as necessary.
2. Peak measurements: RBW = 1MHz, VBW = 1MHz, Sweep: Auto.
3. Average measurements: RBW = 1MHz, VBW = 10 Hz, Sweep: Auto.
4. “ * ”, means this data is the worst emission level.
5. “ # ”, means the frequency is out of the restricted band.
6. Measurement Level = Reading Level + Correct Factor.
7. The average measurement was not performed when the peak measured data under the limit of average detection.

Site : CB4-H	Time : 2017/05/09
Limit : FCC_SpartC_15.209_03M_AV	Margin : 6
Probe : CB4-H_FCC_EFS_B091_1-18GHz_3M_0117 - HORIZONTAL	Power : AC 120V/60Hz
EUT : Wireless-AC2900 Dual Band Gigabit Router	Note : Mode 2: Tx_ADP: AD890326010-2LF_ MIMO Mode (802.11 n20/40)_ 802.11n(20M)_ 5320MHz

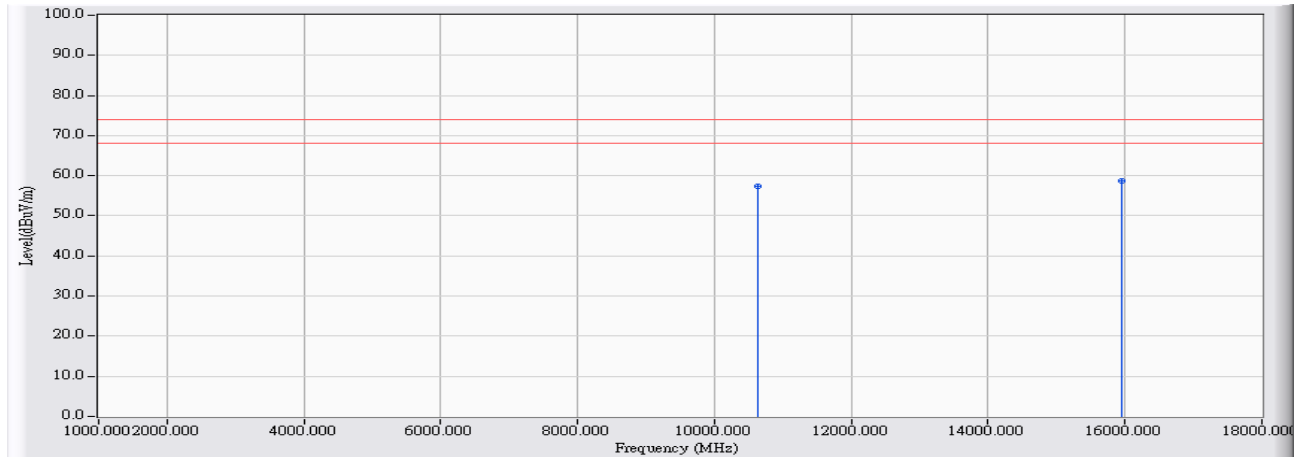


	Frequency (MHz)	Correct Factor (dB)	Reading Level (dBuV)	Measure Level (dBuV/m)	Margin (dB)	Limit (dBuV/m)	Detector Type
1	10640.000	22.319	21.880	44.199	-9.801	54.000	AVERAGE
2	* 15960.000	23.868	22.180	46.048	-7.952	54.000	AVERAGE

Note:

1. All Readings below 1GHz are Quasi-Peak, above 1GHz are performed with peak and/or average measurements as necessary.
2. Peak measurements: RBW = 1MHz, VBW = 1MHz, Sweep: Auto.
3. Average measurements: RBW = 1MHz, VBW = 10 Hz, Sweep: Auto.
4. “ * ”, means this data is the worst emission level.
5. “ # ”, means the frequency is out of the restricted band.
6. Measurement Level = Reading Level + Correct Factor.
7. The average measurement was not performed when the peak measured data under the limit of average detection.

Site : CB4-H	Time : 2017/05/09
Limit : FCC_SpartC_15.209_03M_PK	Margin : 6
Probe : CB4-H_FCC_EFS_B091_1-18GHz_3M_0117 - VERTICAL	Power : AC 120V/60Hz
EUT : Wireless-AC2900 Dual Band Gigabit Router	Note : Mode 2: Tx_ADP: AD890326010-2LF_ MIMO Mode (802.11 n20/40)_ 802.11n(20M)_ 5320MHz

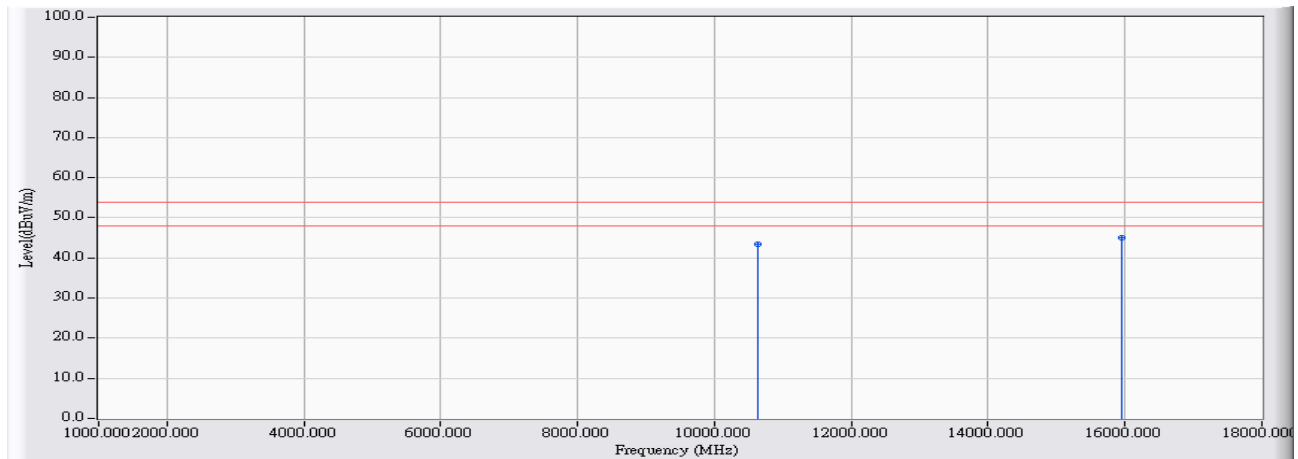


	Frequency (MHz)	Correct Factor (dB)	Reading Level (dBuV)	Measure Level (dBuV/m)	Margin (dB)	Limit (dBuV/m)	Detector Type
1	10640.000	22.319	34.940	57.259	-16.741	74.000	PEAK
2	* 15960.000	23.868	34.850	58.718	-15.282	74.000	PEAK

Note:

1. All Readings below 1GHz are Quasi-Peak, above 1GHz are performed with peak and/or average measurements as necessary.
2. Peak measurements: RBW = 1MHz, VBW = 1MHz, Sweep: Auto.
3. Average measurements: RBW = 1MHz, VBW = 10 Hz, Sweep: Auto.
4. “ * ”, means this data is the worst emission level.
5. “ # ”, means the frequency is out of the restricted band.
6. Measurement Level = Reading Level + Correct Factor.
7. The average measurement was not performed when the peak measured data under the limit of average detection.

Site : CB4-H	Time : 2017/05/09
Limit : FCC_SpartC_15.209_03M_AV	Margin : 6
Probe : CB4-H_FCC_EFS_B091_1-18GHz_3M_0117 - VERTICAL	Power : AC 120V/60Hz
EUT : Wireless-AC2900 Dual Band Gigabit Router	Note : Mode 2: Tx_ADP: AD890326010-2LF_ MIMO Mode (802.11 n20/40)_ 802.11n(20M)_ 5320MHz

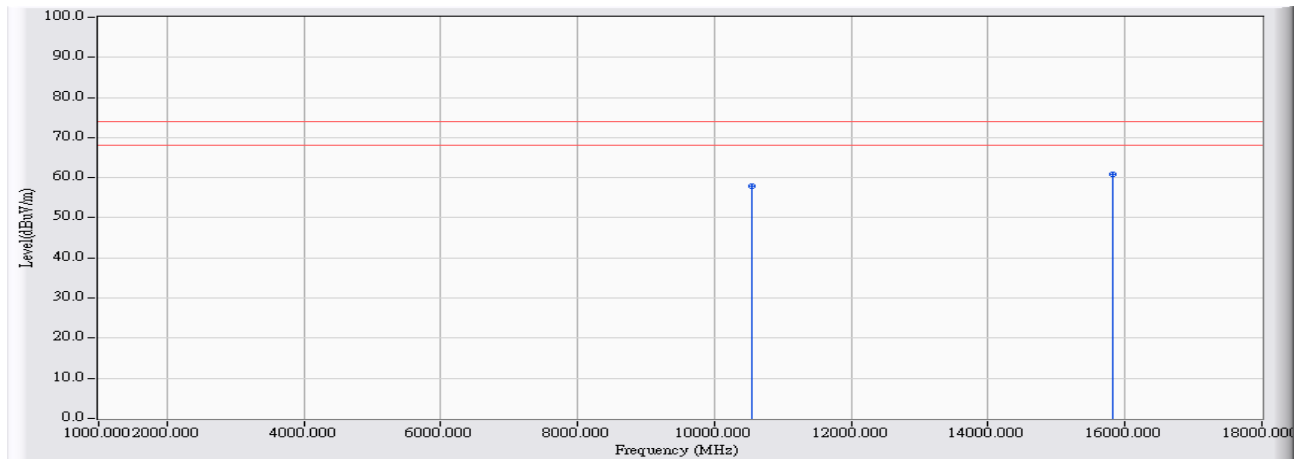


	Frequency (MHz)	Correct Factor (dB)	Reading Level (dBuV)	Measure Level (dBuV/m)	Margin (dB)	Limit (dBuV/m)	Detector Type
1	10640.000	22.319	21.050	43.369	-10.631	54.000	AVERAGE
2	* 15960.000	23.868	21.190	45.058	-8.942	54.000	AVERAGE

Note:

1. All Readings below 1GHz are Quasi-Peak, above 1GHz are performed with peak and/or average measurements as necessary.
2. Peak measurements: RBW = 1MHz, VBW = 1MHz, Sweep: Auto.
3. Average measurements: RBW = 1MHz, VBW = 10 Hz, Sweep: Auto.
4. “ * ”, means this data is the worst emission level.
5. “ # ”, means the frequency is out of the restricted band.
6. Measurement Level = Reading Level + Correct Factor.
7. The average measurement was not performed when the peak measured data under the limit of average detection.

Site : CB4-H	Time : 2017/05/09
Limit : FCC_SpartC_15.209_03M_PK	Margin : 6
Probe : CB4-H_FCC_EFS_B091_1-18GHz_3M_0117 - HORIZONTAL	Power : AC 120V/60Hz
EUT : Wireless-AC2900 Dual Band Gigabit Router	Note : Mode 2: Tx_ADP: AD890326010-2LF_ MIMO Mode (802.11 n20/40)_ 802.11n(40M)_ 5270MHz

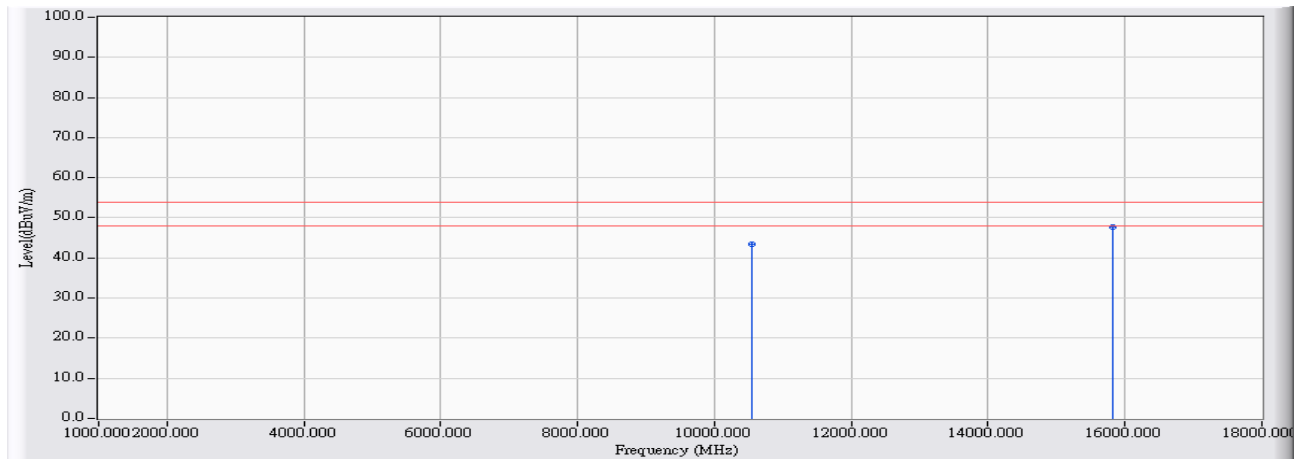


	Frequency (MHz)	Correct Factor (dB)	Reading Level (dBuV)	Measure Level (dBuV/m)	Margin (dB)	Limit (dBuV/m)	Detector Type
1	10540.000	21.826	36.130	57.956	-16.044	74.000	PEAK
2	* 15810.000	24.054	36.840	60.894	-13.106	74.000	PEAK

Note:

1. All Readings below 1GHz are Quasi-Peak, above 1GHz are performed with peak and/or average measurements as necessary.
2. Peak measurements: RBW = 1MHz, VBW = 1MHz, Sweep: Auto.
3. Average measurements: RBW = 1MHz, VBW = 10 Hz, Sweep: Auto.
4. “ * ”, means this data is the worst emission level.
5. “ # ”, means the frequency is out of the restricted band.
6. Measurement Level = Reading Level + Correct Factor.
7. The average measurement was not performed when the peak measured data under the limit of average detection.

Site : CB4-H	Time : 2017/05/09
Limit : FCC_SpartC_15.209_03M_AV	Margin : 6
Probe : CB4-H_FCC_EFS_B091_1-18GHz_3M_0117 - HORIZONTAL	Power : AC 120V/60Hz
EUT : Wireless-AC2900 Dual Band Gigabit Router	Note : Mode 2: Tx_ADP: AD890326010-2LF_ MIMO Mode (802.11 n20/40)_ 802.11n(40M)_ 5270MHz

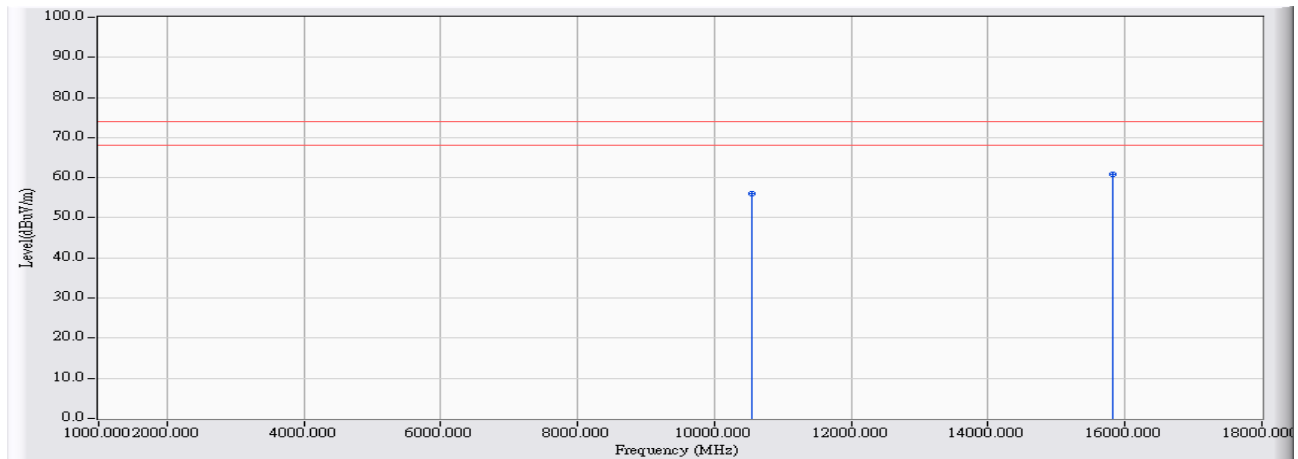


	Frequency (MHz)	Correct Factor (dB)	Reading Level (dBuV)	Measure Level (dBuV/m)	Margin (dB)	Limit (dBuV/m)	Detector Type
1	10540.000	21.826	21.690	43.516	-10.484	54.000	AVERAGE
2	* 15810.000	24.054	23.730	47.784	-6.216	54.000	AVERAGE

Note:

1. All Readings below 1GHz are Quasi-Peak, above 1GHz are performed with peak and/or average measurements as necessary.
2. Peak measurements: RBW = 1MHz, VBW = 1MHz, Sweep: Auto.
3. Average measurements: RBW = 1MHz, VBW = 10 Hz, Sweep: Auto.
4. “ * ”, means this data is the worst emission level.
5. “ # ”, means the frequency is out of the restricted band.
6. Measurement Level = Reading Level + Correct Factor.
7. The average measurement was not performed when the peak measured data under the limit of average detection.

Site : CB4-H	Time : 2017/05/09
Limit : FCC_SpartC_15.209_03M_PK	Margin : 6
Probe : CB4-H_FCC_EFS_B091_1-18GHz_3M_0117 - VERTICAL	Power : AC 120V/60Hz
EUT : Wireless-AC2900 Dual Band Gigabit Router	Note : Mode 2: Tx_ADP: AD890326010-2LF_ MIMO Mode (802.11 n20/40)_ 802.11n(40M)_ 5270MHz

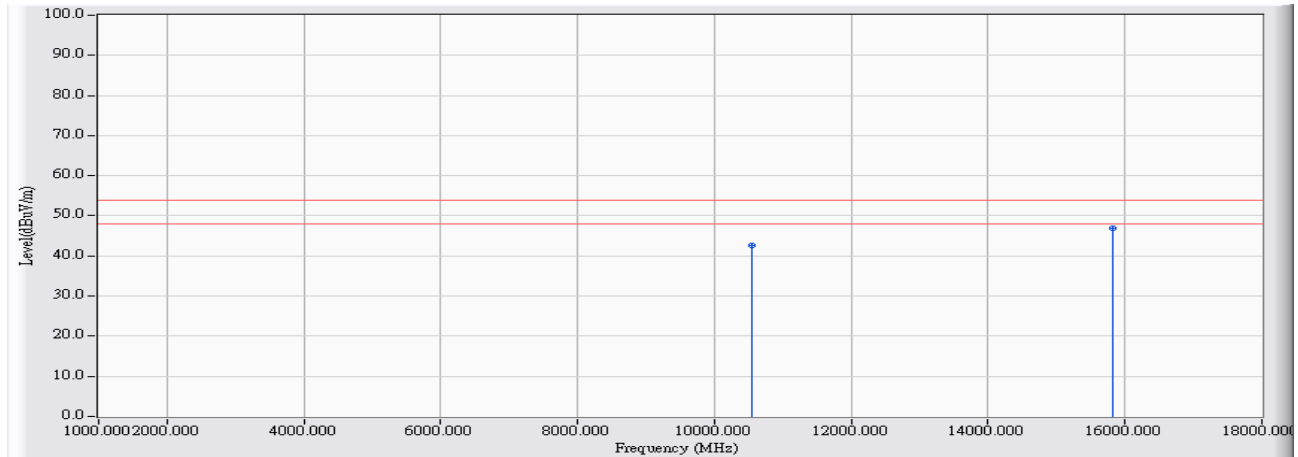


	Frequency (MHz)	Correct Factor (dB)	Reading Level (dBuV)	Measure Level (dBuV/m)	Margin (dB)	Limit (dBuV/m)	Detector Type
1	10540.000	21.826	34.260	56.086	-17.914	74.000	PEAK
2	* 15810.000	24.054	36.770	60.824	-13.176	74.000	PEAK

Note:

1. All Readings below 1GHz are Quasi-Peak, above 1GHz are performed with peak and/or average measurements as necessary.
2. Peak measurements: RBW = 1MHz, VBW = 1MHz, Sweep: Auto.
3. Average measurements: RBW = 1MHz, VBW = 10 Hz, Sweep: Auto.
4. “ * ”, means this data is the worst emission level.
5. “ # ”, means the frequency is out of the restricted band.
6. Measurement Level = Reading Level + Correct Factor.
7. The average measurement was not performed when the peak measured data under the limit of average detection.

Site : CB4-H	Time : 2017/05/09
Limit : FCC_SpartC_15.209_03M_AV	Margin : 6
Probe : CB4-H_FCC_EFS_B091_1-18GHz_3M_0117 - VERTICAL	Power : AC 120V/60Hz
EUT : Wireless-AC2900 Dual Band Gigabit Router	Note : Mode 2: Tx_ADP: AD890326010-2LF_ MIMO Mode (802.11 n20/40)_ 802.11n(40M)_ 5270MHz

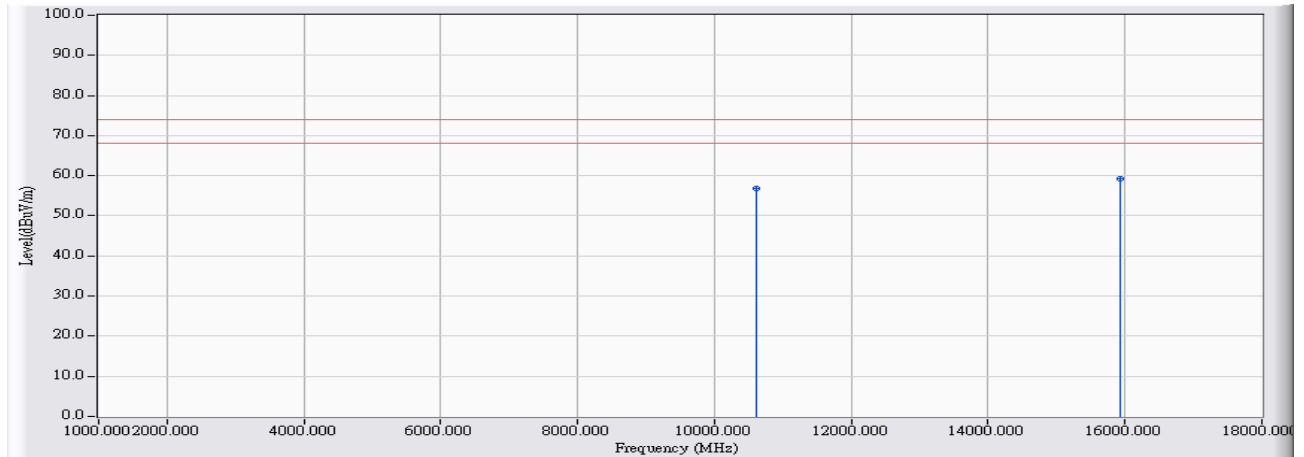


	Frequency (MHz)	Correct Factor (dB)	Reading Level (dBuV)	Measure Level (dBuV/m)	Margin (dB)	Limit (dBuV/m)	Detector Type
1	10540.000	21.826	20.790	42.616	-11.384	54.000	AVERAGE
2	* 15810.000	24.054	22.910	46.964	-7.036	54.000	AVERAGE

Note:

1. All Readings below 1GHz are Quasi-Peak, above 1GHz are performed with peak and/or average measurements as necessary.
2. Peak measurements: RBW = 1MHz, VBW = 1MHz, Sweep: Auto.
3. Average measurements: RBW = 1MHz, VBW = 10 Hz, Sweep: Auto.
4. “ * ”, means this data is the worst emission level.
5. “ # ”, means the frequency is out of the restricted band.
6. Measurement Level = Reading Level + Correct Factor.
7. The average measurement was not performed when the peak measured data under the limit of average detection.

Site : CB4-H	Time : 2017/05/09
Limit : FCC_SpartC_15.209_03M_PK	Margin : 6
Probe : CB4-H_FCC_EFS_B091_1-18GHz_3M_0117 - HORIZONTAL	Power : AC 120V/60Hz
EUT : Wireless-AC2900 Dual Band Gigabit Router	Note : Mode 2: Tx_ADP: AD890326010-2LF_ MIMO Mode (802.11 n20/40)_ 802.11n(40M)_ 5310MHz

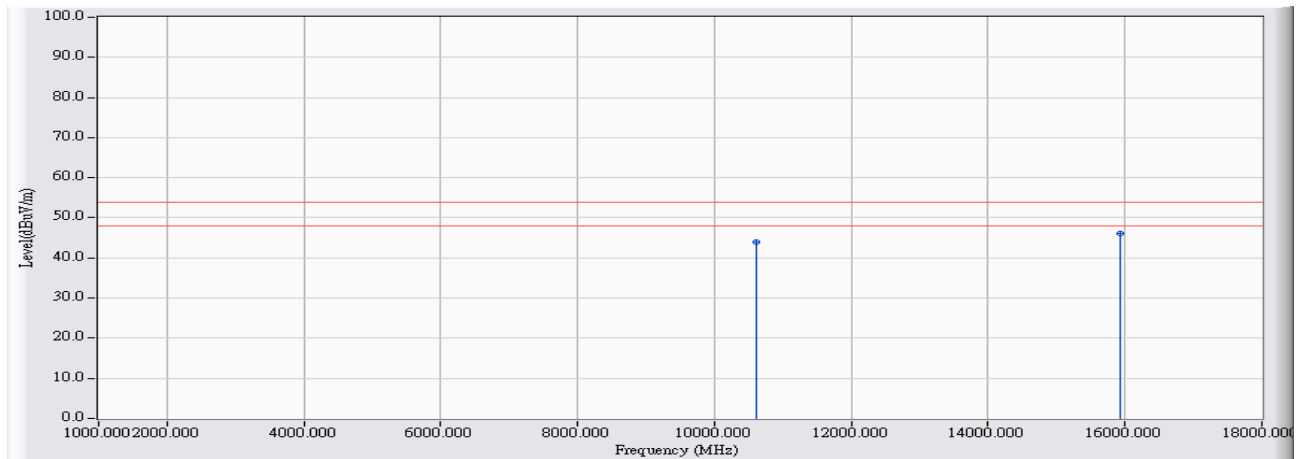


	Frequency (MHz)	Correct Factor (dB)	Reading Level (dBuV)	Measure Level (dBuV/m)	Margin (dB)	Limit (dBuV/m)	Detector Type
1	10620.000	22.221	34.650	56.871	-17.129	74.000	PEAK
2	* 15930.000	23.905	35.430	59.335	-14.665	74.000	PEAK

Note:

1. All Readings below 1GHz are Quasi-Peak, above 1GHz are performed with peak and/or average measurements as necessary.
2. Peak measurements: RBW = 1MHz, VBW = 1MHz, Sweep: Auto.
3. Average measurements: RBW = 1MHz, VBW = 10 Hz, Sweep: Auto.
4. “ * ”, means this data is the worst emission level.
5. “ # ”, means the frequency is out of the restricted band.
6. Measurement Level = Reading Level + Correct Factor.
7. The average measurement was not performed when the peak measured data under the limit of average detection.

Site : CB4-H	Time : 2017/05/09
Limit : FCC_SpartC_15.209_03M_AV	Margin : 6
Probe : CB4-H_FCC_EFS_B091_1-18GHz_3M_0117 - HORIZONTAL	Power : AC 120V/60Hz
EUT : Wireless-AC2900 Dual Band Gigabit Router	Note : Mode 2: Tx_ADP: AD890326010-2LF_ MIMO Mode (802.11 n20/40)_ 802.11n(40M)_ 5310MHz

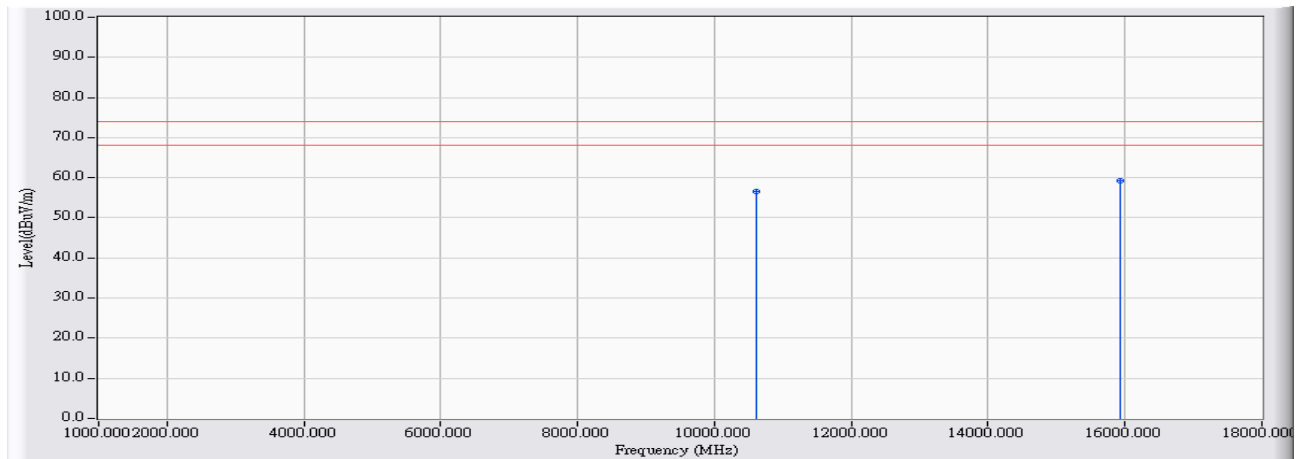


	Frequency (MHz)	Correct Factor (dB)	Reading Level (dBuV)	Measure Level (dBuV/m)	Margin (dB)	Limit (dBuV/m)	Detector Type
1	10620.000	22.221	21.640	43.861	-10.139	54.000	AVERAGE
2	* 15930.000	23.905	22.340	46.245	-7.755	54.000	AVERAGE

Note:

1. All Readings below 1GHz are Quasi-Peak, above 1GHz are performed with peak and/or average measurements as necessary.
2. Peak measurements: RBW = 1MHz, VBW = 1MHz, Sweep: Auto.
3. Average measurements: RBW = 1MHz, VBW = 10 Hz, Sweep: Auto.
4. “ * ”, means this data is the worst emission level.
5. “ # ”, means the frequency is out of the restricted band.
6. Measurement Level = Reading Level + Correct Factor.
7. The average measurement was not performed when the peak measured data under the limit of average detection.

Site : CB4-H	Time : 2017/05/09
Limit : FCC_SpartC_15.209_03M_PK	Margin : 6
Probe : CB4-H_FCC_EFS_B091_1-18GHz_3M_0117 - VERTICAL	Power : AC 120V/60Hz
EUT : Wireless-AC2900 Dual Band Gigabit Router	Note : Mode 2: Tx_ADP: AD890326010-2LF_ MIMO Mode (802.11 n20/40)_ 802.11n(40M)_ 5310MHz

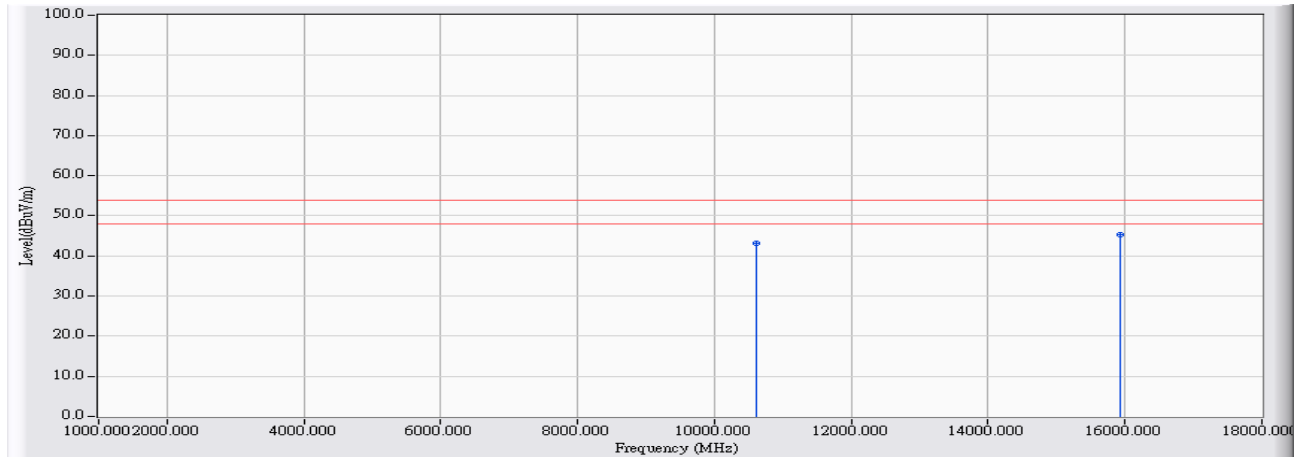


	Frequency (MHz)	Correct Factor (dB)	Reading Level (dBuV)	Measure Level (dBuV/m)	Margin (dB)	Limit (dBuV/m)	Detector Type
1	10620.000	22.221	34.450	56.671	-17.329	74.000	PEAK
2	* 15930.000	23.905	35.320	59.225	-14.775	74.000	PEAK

Note:

1. All Readings below 1GHz are Quasi-Peak, above 1GHz are performed with peak and/or average measurements as necessary.
2. Peak measurements: RBW = 1MHz, VBW = 1MHz, Sweep: Auto.
3. Average measurements: RBW = 1MHz, VBW = 10 Hz, Sweep: Auto.
4. “ * ”, means this data is the worst emission level.
5. “ # ”, means the frequency is out of the restricted band.
6. Measurement Level = Reading Level + Correct Factor.
7. The average measurement was not performed when the peak measured data under the limit of average detection.

Site : CB4-H	Time : 2017/05/09
Limit : FCC_SpartC_15.209_03M_AV	Margin : 6
Probe : CB4-H_FCC_EFS_B091_1-18GHz_3M_0117 - VERTICAL	Power : AC 120V/60Hz
EUT : Wireless-AC2900 Dual Band Gigabit Router	Note : Mode 2: Tx_ADP: AD890326010-2LF_ MIMO Mode (802.11 n20/40)_ 802.11n(40M)_ 5310MHz

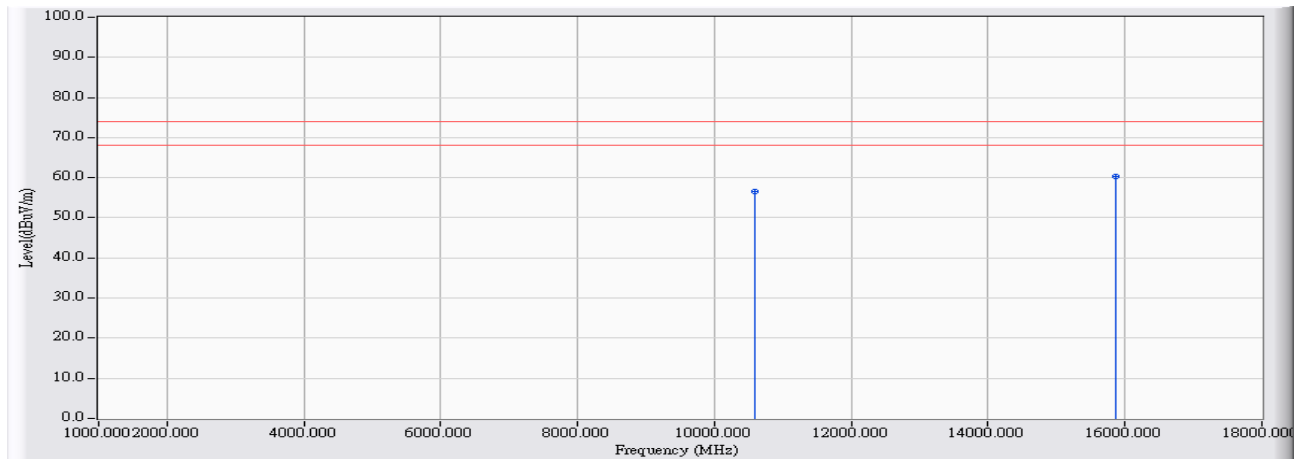


	Frequency (MHz)	Correct Factor (dB)	Reading Level (dBuV)	Measure Level (dBuV/m)	Margin (dB)	Limit (dBuV/m)	Detector Type
1	10620.000	22.221	20.880	43.101	-10.899	54.000	AVERAGE
2	* 15930.000	23.905	21.420	45.325	-8.675	54.000	AVERAGE

Note:

1. All Readings below 1GHz are Quasi-Peak, above 1GHz are performed with peak and/or average measurements as necessary.
2. Peak measurements: RBW = 1MHz, VBW = 1MHz, Sweep: Auto.
3. Average measurements: RBW = 1MHz, VBW = 10 Hz, Sweep: Auto.
4. “ * ”, means this data is the worst emission level.
5. “ # ”, means the frequency is out of the restricted band.
6. Measurement Level = Reading Level + Correct Factor.
7. The average measurement was not performed when the peak measured data under the limit of average detection.

Site : CB4-H	Time : 2017/05/09
Limit : FCC_SpartC_15.209_03M_PK	Margin : 6
Probe : CB4-H_FCC_EFS_B091_1-18GHz_3M_0117 - HORIZONTAL	Power : AC 120V/60Hz
EUT : Wireless-AC2900 Dual Band Gigabit Router	Note : Mode 2: Tx_ADP: AD890326010-2LF_ MIMO Mode (802.11 n20/40)_ 802.11ac(80M)_ 5290MHz

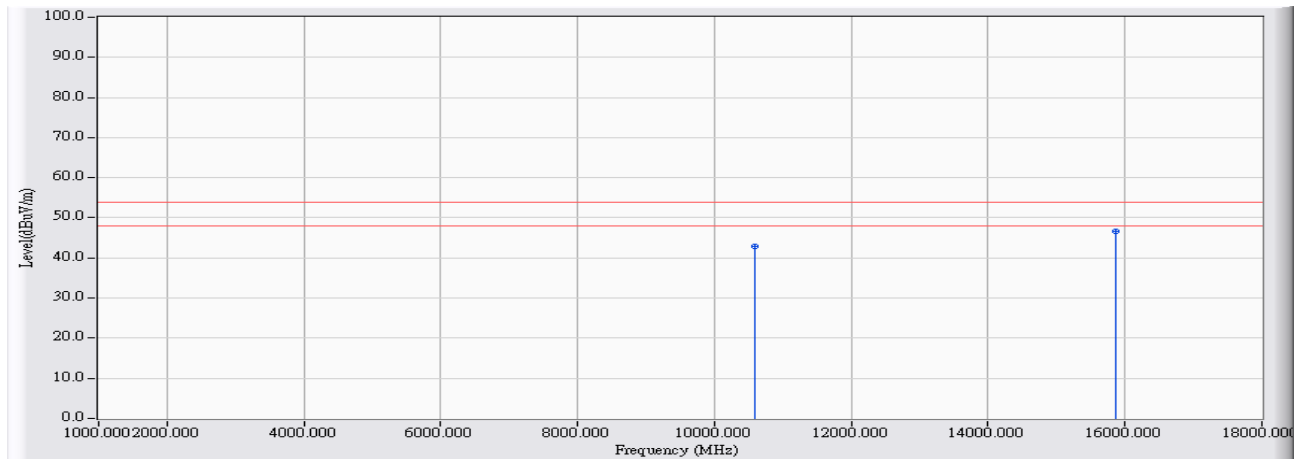


	Frequency (MHz)	Correct Factor (dB)	Reading Level (dBuV)	Measure Level (dBuV/m)	Margin (dB)	Limit (dBuV/m)	Detector Type
1	10580.000	22.023	34.550	56.574	-17.426	74.000	PEAK
2	* 15870.000	23.979	36.300	60.279	-13.721	74.000	PEAK

Note:

1. All Readings below 1GHz are Quasi-Peak, above 1GHz are performed with peak and/or average measurements as necessary.
2. Peak measurements: RBW = 1MHz, VBW = 1MHz, Sweep: Auto.
3. Average measurements: RBW = 1MHz, VBW = 10 Hz, Sweep: Auto.
4. “ * ”, means this data is the worst emission level.
5. “ # ”, means the frequency is out of the restricted band.
6. Measurement Level = Reading Level + Correct Factor.
7. The average measurement was not performed when the peak measured data under the limit of average detection.

Site : CB4-H	Time : 2017/05/09
Limit : FCC_SpartC_15.209_03M_AV	Margin : 6
Probe : CB4-H_FCC_EFS_B091_1-18GHz_3M_0117 - HORIZONTAL	Power : AC 120V/60Hz
EUT : Wireless-AC2900 Dual Band Gigabit Router	Note : Mode 2: Tx_ADP: AD890326010-2LF_ MIMO Mode (802.11 n20/40)_ 802.11ac(80M)_ 5290MHz

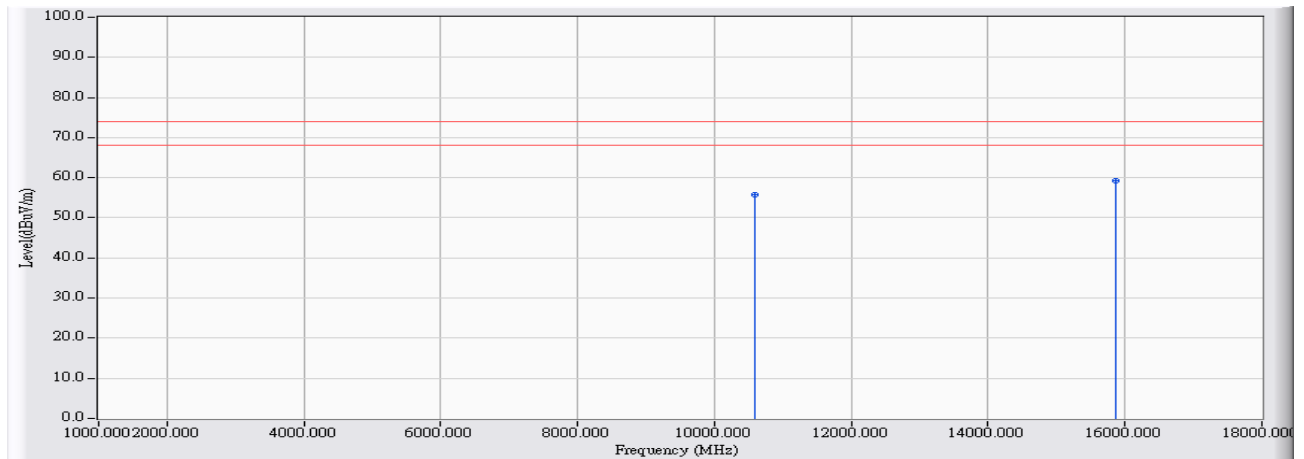


	Frequency (MHz)	Correct Factor (dB)	Reading Level (dBuV)	Measure Level (dBuV/m)	Margin (dB)	Limit (dBuV/m)	Detector Type
1	10580.000	22.023	20.840	42.864	-11.136	54.000	AVERAGE
2	* 15870.000	23.979	22.540	46.519	-7.481	54.000	AVERAGE

Note:

1. All Readings below 1GHz are Quasi-Peak, above 1GHz are performed with peak and/or average measurements as necessary.
2. Peak measurements: RBW = 1MHz, VBW = 1MHz, Sweep: Auto.
3. Average measurements: RBW = 1MHz, VBW = 10 Hz, Sweep: Auto.
4. “ * ”, means this data is the worst emission level.
5. “ # ”, means the frequency is out of the restricted band.
6. Measurement Level = Reading Level + Correct Factor.
7. The average measurement was not performed when the peak measured data under the limit of average detection.

Site : CB4-H	Time : 2017/05/09
Limit : FCC_SpartC_15.209_03M_PK	Margin : 6
Probe : CB4-H_FCC_EFS_B091_1-18GHz_3M_0117 - VERTICAL	Power : AC 120V/60Hz
EUT : Wireless-AC2900 Dual Band Gigabit Router	Note : Mode 2: Tx_ADP: AD890326010-2LF_ MIMO Mode (802.11 n20/40)_ 802.11ac(80M)_ 5290MHz

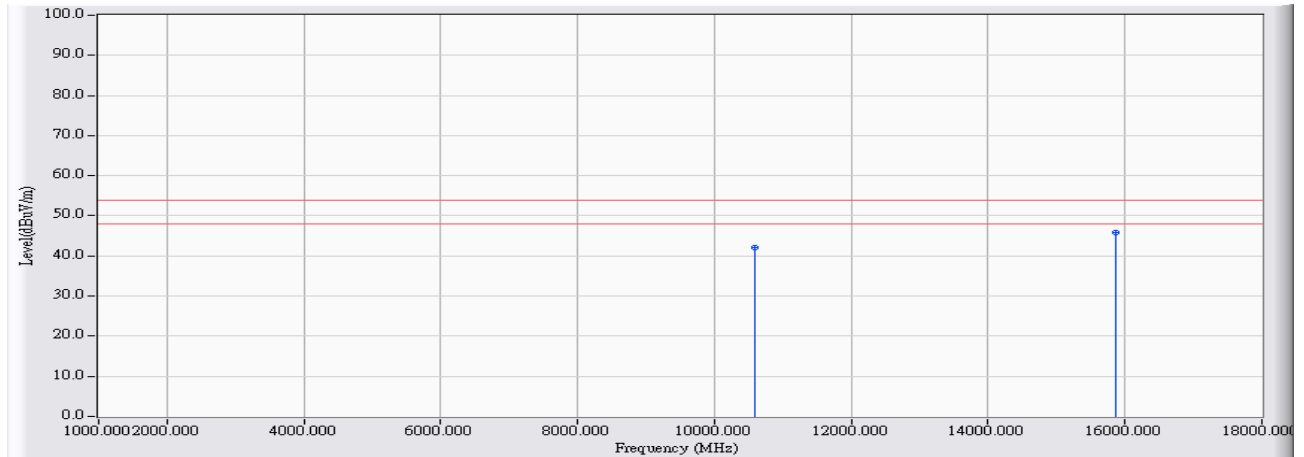


	Frequency (MHz)	Correct Factor (dB)	Reading Level (dBuV)	Measure Level (dBuV/m)	Margin (dB)	Limit (dBuV/m)	Detector Type
1	10580.000	22.023	33.780	55.804	-18.196	74.000	PEAK
2	* 15870.000	23.979	35.240	59.219	-14.781	74.000	PEAK

Note:

1. All Readings below 1GHz are Quasi-Peak, above 1GHz are performed with peak and/or average measurements as necessary.
2. Peak measurements: RBW = 1MHz, VBW = 1MHz, Sweep: Auto.
3. Average measurements: RBW = 1MHz, VBW = 10 Hz, Sweep: Auto.
4. “ * ”, means this data is the worst emission level.
5. “ # ”, means the frequency is out of the restricted band.
6. Measurement Level = Reading Level + Correct Factor.
7. The average measurement was not performed when the peak measured data under the limit of average detection.

Site : CB4-H	Time : 2017/05/09
Limit : FCC_SpartC_15.209_03M_AV	Margin : 6
Probe : CB4-H_FCC_EFS_B091_1-18GHz_3M_0117 - VERTICAL	Power : AC 120V/60Hz
EUT : Wireless-AC2900 Dual Band Gigabit Router	Note : Mode 2: Tx_ADP: AD890326010-2LF_ MIMO Mode (802.11 n20/40)_ 802.11ac(80M)_ 5290MHz

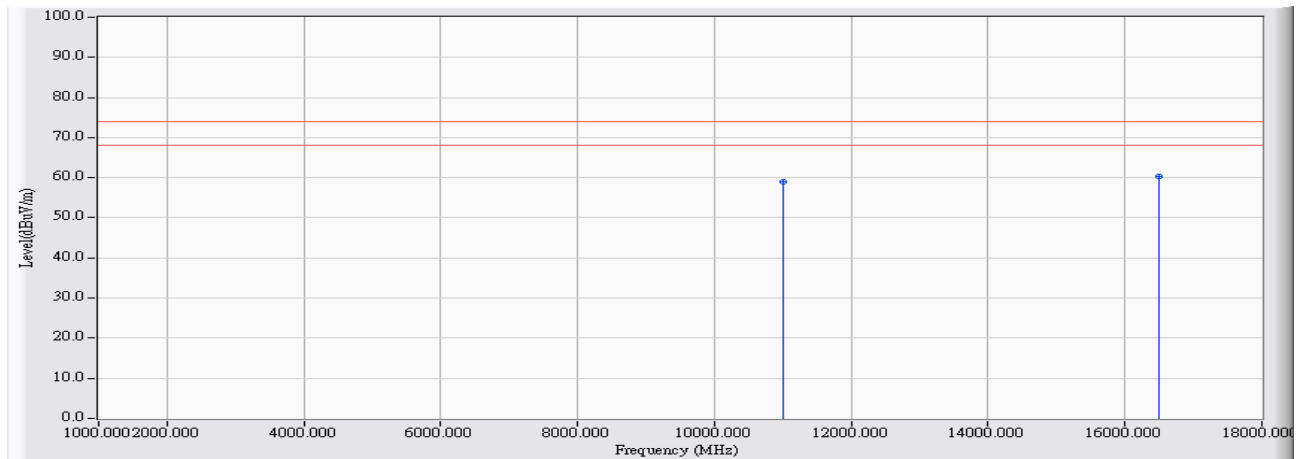


	Frequency (MHz)	Correct Factor (dB)	Reading Level (dBuV)	Measure Level (dBuV/m)	Margin (dB)	Limit (dBuV/m)	Detector Type
1	10580.000	22.023	20.030	42.054	-11.946	54.000	AVERAGE
2	* 15870.000	23.979	21.940	45.919	-8.081	54.000	AVERAGE

Note:

1. All Readings below 1GHz are Quasi-Peak, above 1GHz are performed with peak and/or average measurements as necessary.
2. Peak measurements: RBW = 1MHz, VBW = 1MHz, Sweep: Auto.
3. Average measurements: RBW = 1MHz, VBW = 10 Hz, Sweep: Auto.
4. “ * ”, means this data is the worst emission level.
5. “ # ”, means the frequency is out of the restricted band.
6. Measurement Level = Reading Level + Correct Factor.
7. The average measurement was not performed when the peak measured data under the limit of average detection.

Site : CB4-H	Time : 2017/05/09
Limit : FCC_SpartC_15.209_03M_PK	Margin : 6
Probe : CB4-H_FCC_EFS_B091_1-18GHz_3M_0117 - HORIZONTAL	Power : AC 120V/60Hz
EUT : Wireless-AC2900 Dual Band Gigabit Router	Note : Mode 2: Tx_ADP: AD890326010-2LF_ MIMO Mode (802.11 n20/40)_ 802.11n(20M)_ 5500MHz

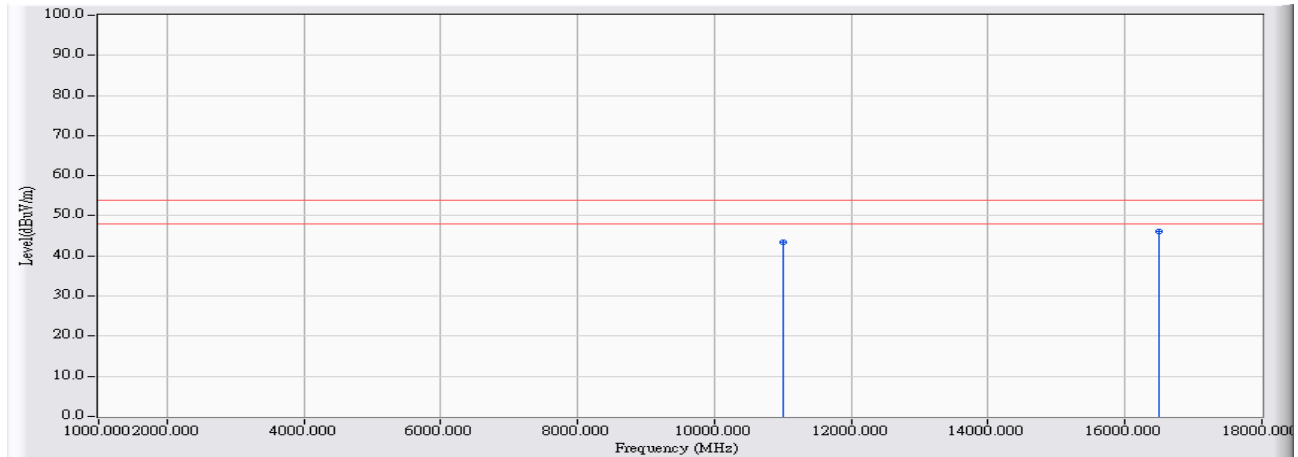


	Frequency (MHz)	Correct Factor (dB)	Reading Level (dBuV)	Measure Level (dBuV/m)	Margin (dB)	Limit (dBuV/m)	Detector Type
1	11000.000	22.797	36.070	58.867	-15.133	74.000	PEAK
2	* 16500.000	25.250	34.990	60.240	-13.760	74.000	PEAK

Note:

1. All Readings below 1GHz are Quasi-Peak, above 1GHz are performed with peak and/or average measurements as necessary.
2. Peak measurements: RBW = 1MHz, VBW = 1MHz, Sweep: Auto.
3. Average measurements: RBW = 1MHz, VBW = 10 Hz, Sweep: Auto.
4. “ * ”, means this data is the worst emission level.
5. “ # ”, means the frequency is out of the restricted band.
6. Measurement Level = Reading Level + Correct Factor.
7. The average measurement was not performed when the peak measured data under the limit of average detection.

Site : CB4-H	Time : 2017/05/09
Limit : FCC_SpartC_15.209_03M_AV	Margin : 6
Probe : CB4-H_FCC_EFS_B091_1-18GHz_3M_0117 - HORIZONTAL	Power : AC 120V/60Hz
EUT : Wireless-AC2900 Dual Band Gigabit Router	Note : Mode 2: Tx_ADP: AD890326010-2LF_ MIMO Mode (802.11 n20/40)_ 802.11n(20M)_ 5500MHz

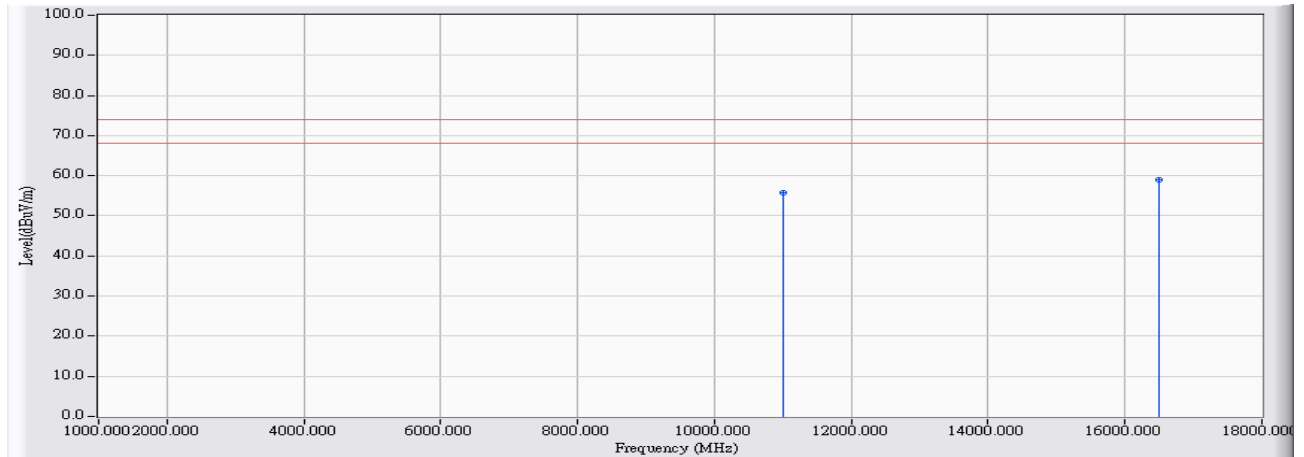


	Frequency (MHz)	Correct Factor (dB)	Reading Level (dBuV)	Measure Level (dBuV/m)	Margin (dB)	Limit (dBuV/m)	Detector Type
1	11000.000	22.797	20.650	43.447	-10.553	54.000	AVERAGE
2	* 16500.000	25.250	20.780	46.030	-7.970	54.000	AVERAGE

Note:

1. All Readings below 1GHz are Quasi-Peak, above 1GHz are performed with peak and/or average measurements as necessary.
2. Peak measurements: RBW = 1MHz, VBW = 1MHz, Sweep: Auto.
3. Average measurements: RBW = 1MHz, VBW = 10 Hz, Sweep: Auto.
4. “ * ”, means this data is the worst emission level.
5. “ # ”, means the frequency is out of the restricted band.
6. Measurement Level = Reading Level + Correct Factor.
7. The average measurement was not performed when the peak measured data under the limit of average detection.

Site : CB4-H	Time : 2017/05/09
Limit : FCC_SpartC_15.209_03M_PK	Margin : 6
Probe : CB4-H_FCC_EFS_B091_1-18GHz_3M_0117 - VERTICAL	Power : AC 120V/60Hz
EUT : Wireless-AC2900 Dual Band Gigabit Router	Note : Mode 2: Tx_ADP: AD890326010-2LF_ MIMO Mode (802.11 n20/40)_ 802.11n(20M)_ 5500MHz

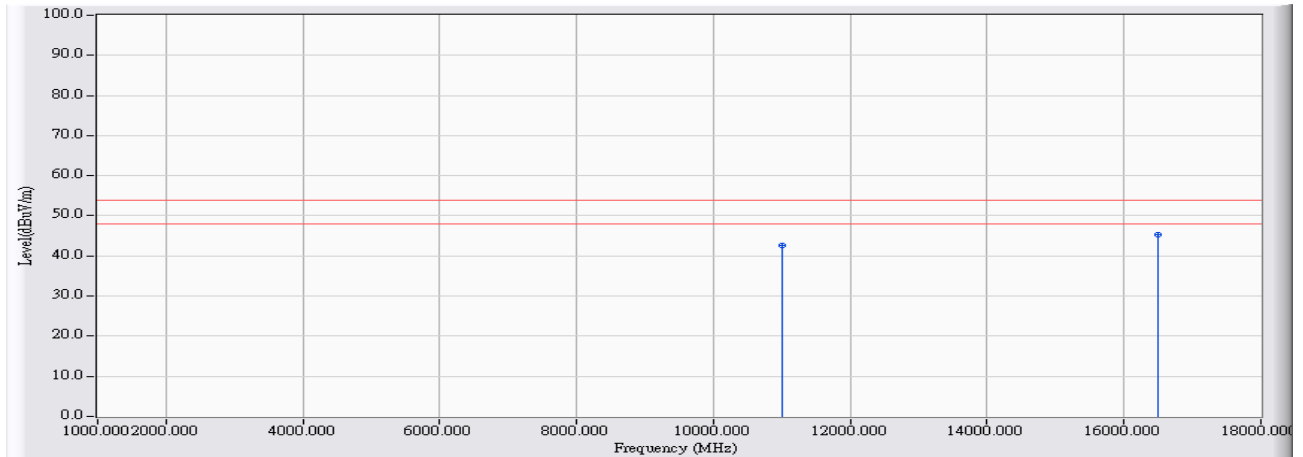


	Frequency (MHz)	Correct Factor (dB)	Reading Level (dBuV)	Measure Level (dBuV/m)	Margin (dB)	Limit (dBuV/m)	Detector Type
1	11000.000	22.797	33.070	55.867	-18.133	74.000	PEAK
2	* 16500.000	25.250	33.790	59.040	-14.960	74.000	PEAK

Note:

1. All Readings below 1GHz are Quasi-Peak, above 1GHz are performed with peak and/or average measurements as necessary.
2. Peak measurements: RBW = 1MHz, VBW = 1MHz, Sweep: Auto.
3. Average measurements: RBW = 1MHz, VBW = 10 Hz, Sweep: Auto.
4. “ * ”, means this data is the worst emission level.
5. “ # ”, means the frequency is out of the restricted band.
6. Measurement Level = Reading Level + Correct Factor.
7. The average measurement was not performed when the peak measured data under the limit of average detection.

Site : CB4-H	Time : 2017/05/09
Limit : FCC_SpartC_15.209_03M_AV	Margin : 6
Probe : CB4-H_FCC_EFS_B091_1-18GHz_3M_0117 - VERTICAL	Power : AC 120V/60Hz
EUT : Wireless-AC2900 Dual Band Gigabit Router	Note : Mode 2: Tx_ADP: AD890326010-2LF_ MIMO Mode (802.11 n20/40)_ 802.11n(20M)_ 5500MHz

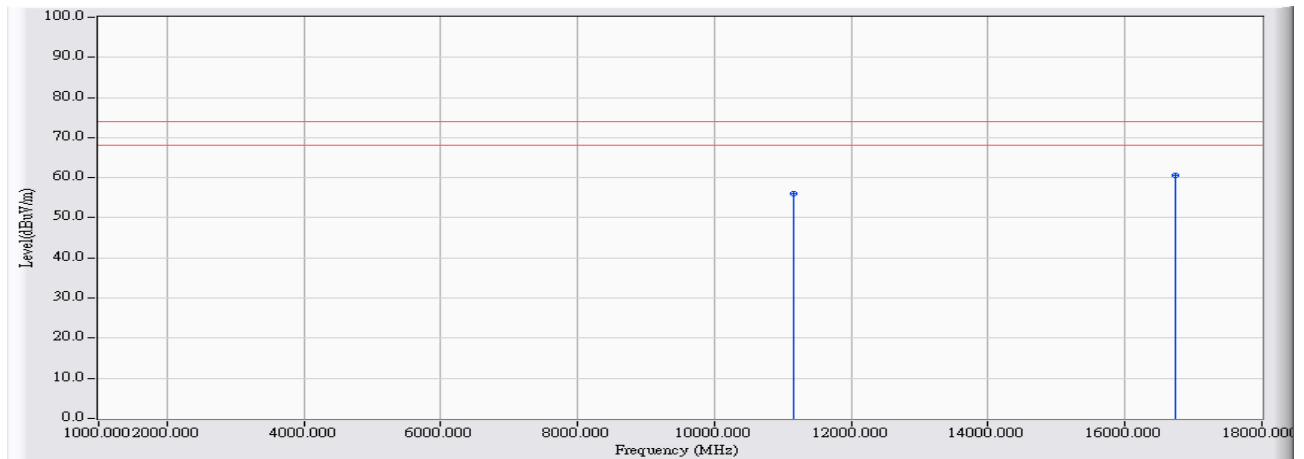


	Frequency (MHz)	Correct Factor (dB)	Reading Level (dBuV)	Measure Level (dBuV/m)	Margin (dB)	Limit (dBuV/m)	Detector Type
1	11000.000	22.797	19.800	42.597	-11.403	54.000	AVERAGE
2	* 16500.000	25.250	20.030	45.280	-8.720	54.000	AVERAGE

Note:

1. All Readings below 1GHz are Quasi-Peak, above 1GHz are performed with peak and/or average measurements as necessary.
2. Peak measurements: RBW = 1MHz, VBW = 1MHz, Sweep: Auto.
3. Average measurements: RBW = 1MHz, VBW = 10 Hz, Sweep: Auto.
4. “ * ”, means this data is the worst emission level.
5. “ # ”, means the frequency is out of the restricted band.
6. Measurement Level = Reading Level + Correct Factor.
7. The average measurement was not performed when the peak measured data under the limit of average detection.

Site : CB4-H	Time : 2017/05/09
Limit : FCC_SpartC_15.209_03M_PK	Margin : 6
Probe : CB4-H_FCC_EFS_B091_1-18GHz_3M_0117 - HORIZONTAL	Power : AC 120V/60Hz
EUT : Wireless-AC2900 Dual Band Gigabit Router	Note : Mode 2: Tx_ADP: AD890326010-2LF_ MIMO Mode (802.11 n20/40)_ 802.11n(20M)_ 5580MHz

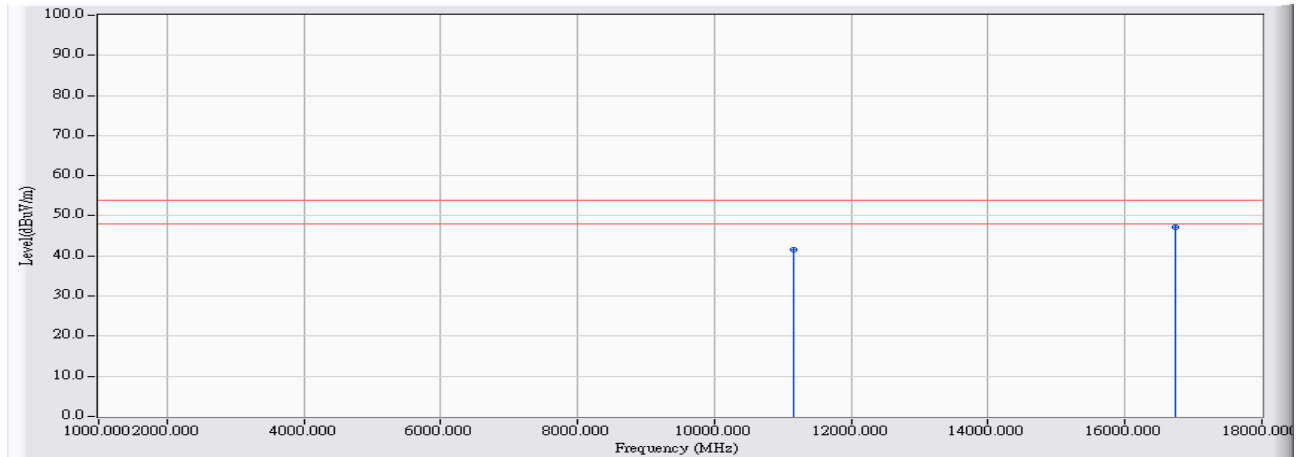


	Frequency (MHz)	Correct Factor (dB)	Reading Level (dBuV)	Measure Level (dBuV/m)	Margin (dB)	Limit (dBuV/m)	Detector Type
1	11160.000	22.841	33.170	56.011	-17.989	74.000	PEAK
2	* 16740.000	26.272	34.350	60.622	-13.378	74.000	PEAK

Note:

1. All Readings below 1GHz are Quasi-Peak, above 1GHz are performed with peak and/or average measurements as necessary.
2. Peak measurements: RBW = 1MHz, VBW = 1MHz, Sweep: Auto.
3. Average measurements: RBW = 1MHz, VBW = 10 Hz, Sweep: Auto.
4. “ * ”, means this data is the worst emission level.
5. “ # ”, means the frequency is out of the restricted band.
6. Measurement Level = Reading Level + Correct Factor.
7. The average measurement was not performed when the peak measured data under the limit of average detection.

Site : CB4-H	Time : 2017/05/09
Limit : FCC_SpartC_15.209_03M_AV	Margin : 6
Probe : CB4-H_FCC_EFS_B091_1-18GHz_3M_0117 - HORIZONTAL	Power : AC 120V/60Hz
EUT : Wireless-AC2900 Dual Band Gigabit Router	Note : Mode 2: Tx_ADP: AD890326010-2LF_ MIMO Mode (802.11 n20/40)_ 802.11n(20M)_ 5580MHz

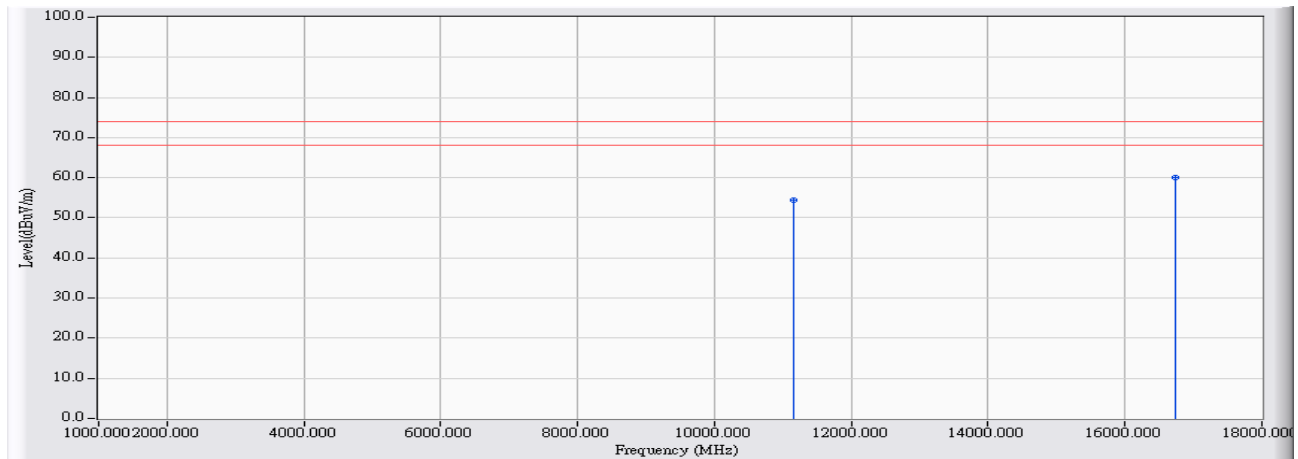


	Frequency (MHz)	Correct Factor (dB)	Reading Level (dBuV)	Measure Level (dBuV/m)	Margin (dB)	Limit (dBuV/m)	Detector Type
1	11160.000	22.841	18.630	41.471	-12.529	54.000	AVERAGE
2	* 16740.000	26.272	20.990	47.262	-6.738	54.000	AVERAGE

Note:

1. All Readings below 1GHz are Quasi-Peak, above 1GHz are performed with peak and/or average measurements as necessary.
2. Peak measurements: RBW = 1MHz, VBW = 1MHz, Sweep: Auto.
3. Average measurements: RBW = 1MHz, VBW = 10 Hz, Sweep: Auto.
4. “ * ”, means this data is the worst emission level.
5. “ # ”, means the frequency is out of the restricted band.
6. Measurement Level = Reading Level + Correct Factor.
7. The average measurement was not performed when the peak measured data under the limit of average detection.

Site : CB4-H	Time : 2017/05/09
Limit : FCC_SpartC_15.209_03M_PK	Margin : 6
Probe : CB4-H_FCC_EFS_B091_1-18GHz_3M_0117 - VERTICAL	Power : AC 120V/60Hz
EUT : Wireless-AC2900 Dual Band Gigabit Router	Note : Mode 2: Tx_ADP: AD890326010-2LF_ MIMO Mode (802.11 n20/40)_ 802.11n(20M)_ 5580MHz

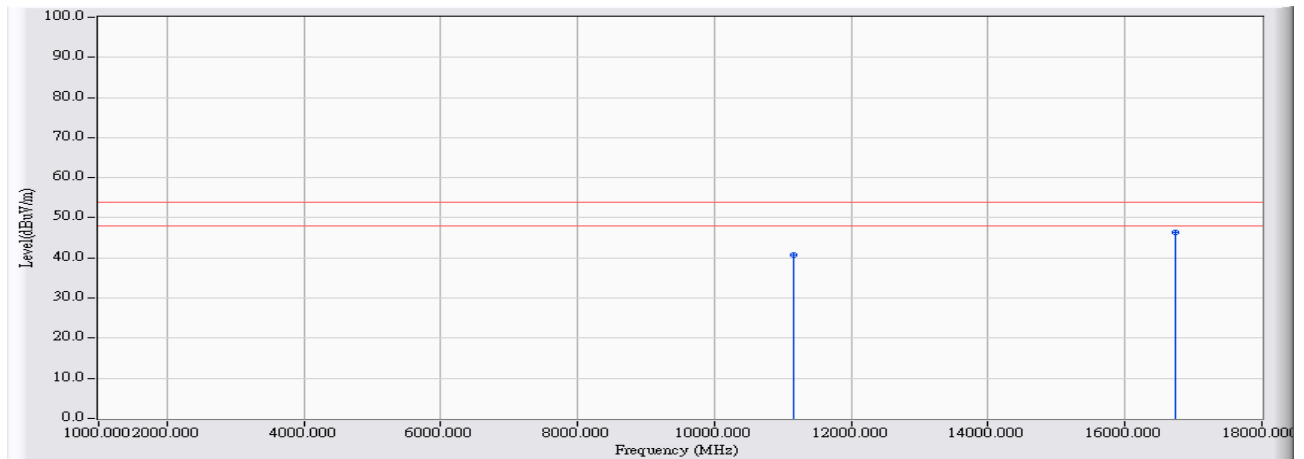


	Frequency (MHz)	Correct Factor (dB)	Reading Level (dBuV)	Measure Level (dBuV/m)	Margin (dB)	Limit (dBuV/m)	Detector Type
1	11160.000	22.841	31.570	54.411	-19.589	74.000	PEAK
2	* 16740.000	26.272	33.860	60.132	-13.868	74.000	PEAK

Note:

1. All Readings below 1GHz are Quasi-Peak, above 1GHz are performed with peak and/or average measurements as necessary.
2. Peak measurements: RBW = 1MHz, VBW = 1MHz, Sweep: Auto.
3. Average measurements: RBW = 1MHz, VBW = 10 Hz, Sweep: Auto.
4. “ * ”, means this data is the worst emission level.
5. “ # ”, means the frequency is out of the restricted band.
6. Measurement Level = Reading Level + Correct Factor.
7. The average measurement was not performed when the peak measured data under the limit of average detection.

Site : CB4-H	Time : 2017/05/09
Limit : FCC_SpartC_15.209_03M_AV	Margin : 6
Probe : CB4-H_FCC_EFS_B091_1-18GHz_3M_0117 - VERTICAL	Power : AC 120V/60Hz
EUT : Wireless-AC2900 Dual Band Gigabit Router	Note : Mode 2: Tx_ADP: AD890326010-2LF_ MIMO Mode (802.11 n20/40)_ 802.11n(20M)_ 5580MHz

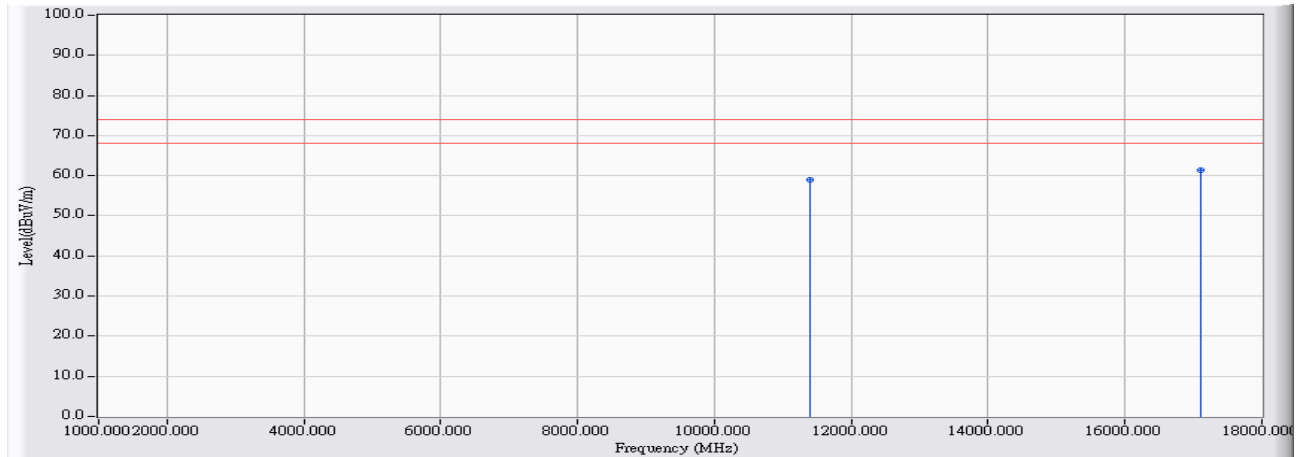


		Frequency (MHz)	Correct Factor (dB)	Reading Level (dBuV)	Measure Level (dBuV/m)	Margin (dB)	Limit (dBuV/m)	Detector Type
1		11160.000	22.841	17.940	40.781	-13.219	54.000	AVERAGE
2	*	16740.000	26.272	20.140	46.412	-7.588	54.000	AVERAGE

Note:

1. All Readings below 1GHz are Quasi-Peak, above 1GHz are performed with peak and/or average measurements as necessary.
2. Peak measurements: RBW = 1MHz, VBW = 1MHz, Sweep: Auto.
3. Average measurements: RBW = 1MHz, VBW = 10 Hz, Sweep: Auto.
4. “ * ”, means this data is the worst emission level.
5. “ # ”, means the frequency is out of the restricted band.
6. Measurement Level = Reading Level + Correct Factor.
7. The average measurement was not performed when the peak measured data under the limit of average detection.

Site : CB4-H	Time : 2017/05/09
Limit : FCC_SpartC_15.209_03M_PK	Margin : 6
Probe : CB4-H_FCC_EFS_B091_1-18GHz_3M_0117 - HORIZONTAL	Power : AC 120V/60Hz
EUT : Wireless-AC2900 Dual Band Gigabit Router	Note : Mode 2: Tx_ADP: AD890326010-2LF_ MIMO Mode (802.11 n20/40)_ 802.11n(20M)_ 5700MHz

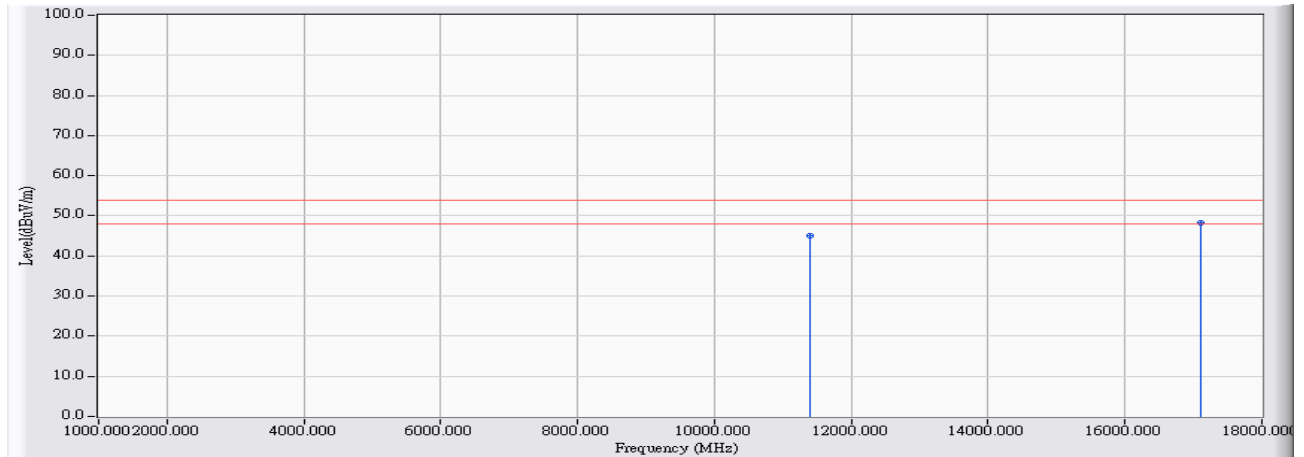


	Frequency (MHz)	Correct Factor (dB)	Reading Level (dBuV)	Measure Level (dBuV/m)	Margin (dB)	Limit (dBuV/m)	Detector Type
1	11400.000	23.288	35.570	58.858	-15.142	74.000	PEAK
2	* 17100.000	27.894	33.570	61.464	-12.536	74.000	PEAK

Note:

1. All Readings below 1GHz are Quasi-Peak, above 1GHz are performed with peak and/or average measurements as necessary.
2. Peak measurements: RBW = 1MHz, VBW = 1MHz, Sweep: Auto.
3. Average measurements: RBW = 1MHz, VBW = 10 Hz, Sweep: Auto.
4. “ * ”, means this data is the worst emission level.
5. “ # ”, means the frequency is out of the restricted band.
6. Measurement Level = Reading Level + Correct Factor.
7. The average measurement was not performed when the peak measured data under the limit of average detection.

Site : CB4-H	Time : 2017/05/09
Limit : FCC_SpartC_15.209_03M_AV	Margin : 6
Probe : CB4-H_FCC_EFS_B091_1-18GHz_3M_0117 - HORIZONTAL	Power : AC 120V/60Hz
EUT : Wireless-AC2900 Dual Band Gigabit Router	Note : Mode 2: Tx_ADP: AD890326010-2LF_ MIMO Mode (802.11 n20/40)_ 802.11n(20M)_ 5700MHz

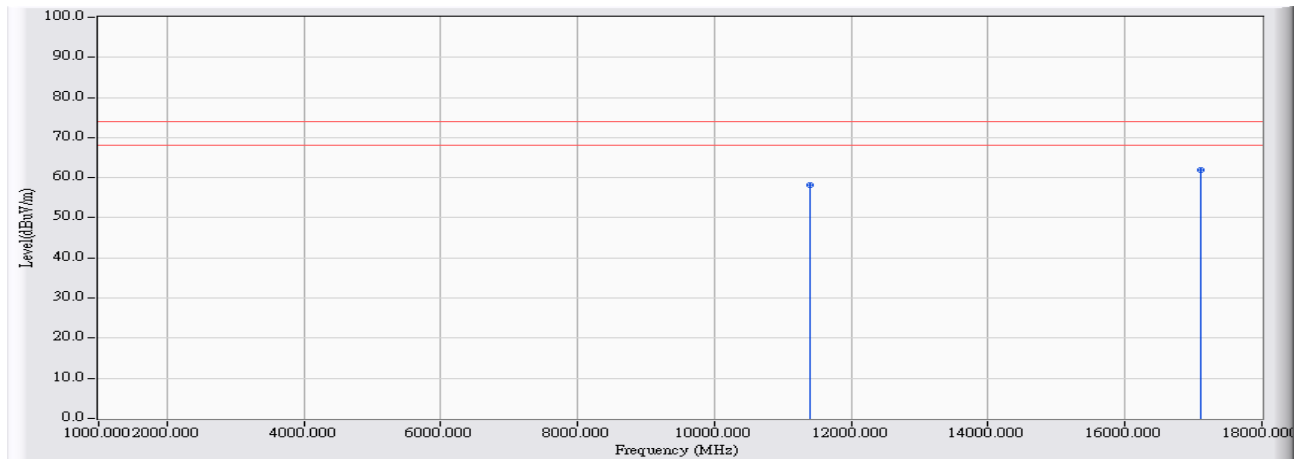


		Frequency (MHz)	Correct Factor (dB)	Reading Level (dBuV)	Measure Level (dBuV/m)	Margin (dB)	Limit (dBuV/m)	Detector Type
1		11400.000	23.288	21.670	44.958	-9.042	54.000	AVERAGE
2	*	17100.000	27.894	20.420	48.314	-5.686	54.000	AVERAGE

Note:

1. All Readings below 1GHz are Quasi-Peak, above 1GHz are performed with peak and/or average measurements as necessary.
2. Peak measurements: RBW = 1MHz, VBW = 1MHz, Sweep: Auto.
3. Average measurements: RBW = 1MHz, VBW = 10 Hz, Sweep: Auto.
4. “ * ”, means this data is the worst emission level.
5. “ # ”, means the frequency is out of the restricted band.
6. Measurement Level = Reading Level + Correct Factor.
7. The average measurement was not performed when the peak measured data under the limit of average detection.

Site : CB4-H	Time : 2017/05/09
Limit : FCC_SpartC_15.209_03M_PK	Margin : 6
Probe : CB4-H_FCC_EFS_B091_1-18GHz_3M_0117 - VERTICAL	Power : AC 120V/60Hz
EUT : Wireless-AC2900 Dual Band Gigabit Router	Note : Mode 2: Tx_ADP: AD890326010-2LF_ MIMO Mode (802.11 n20/40)_ 802.11n(20M)_ 5700MHz

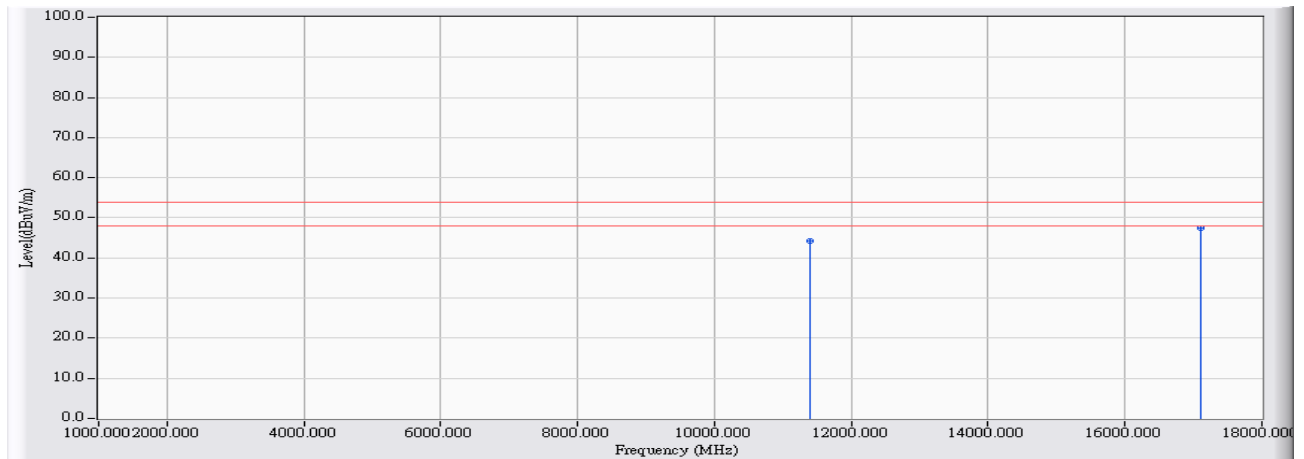


		Frequency (MHz)	Correct Factor (dB)	Reading Level (dBuV)	Measure Level (dBuV/m)	Margin (dB)	Limit (dBuV/m)	Detector Type
1		11400.000	23.288	34.880	58.168	-15.832	74.000	PEAK
2	*	17100.000	27.894	34.020	61.914	-12.086	74.000	PEAK

Note:

1. All Readings below 1GHz are Quasi-Peak, above 1GHz are performed with peak and/or average measurements as necessary.
2. Peak measurements: RBW = 1MHz, VBW = 1MHz, Sweep: Auto.
3. Average measurements: RBW = 1MHz, VBW = 10 Hz, Sweep: Auto.
4. “ * ”, means this data is the worst emission level.
5. “ # ”, means the frequency is out of the restricted band.
6. Measurement Level = Reading Level + Correct Factor.
7. The average measurement was not performed when the peak measured data under the limit of average detection.

Site : CB4-H	Time : 2017/05/09
Limit : FCC_SpartC_15.209_03M_AV	Margin : 6
Probe : CB4-H_FCC_EFS_B091_1-18GHz_3M_0117 - VERTICAL	Power : AC 120V/60Hz
EUT : Wireless-AC2900 Dual Band Gigabit Router	Note : Mode 2: Tx_ADP: AD890326010-2LF_ MIMO Mode (802.11 n20/40)_ 802.11n(20M)_ 5700MHz

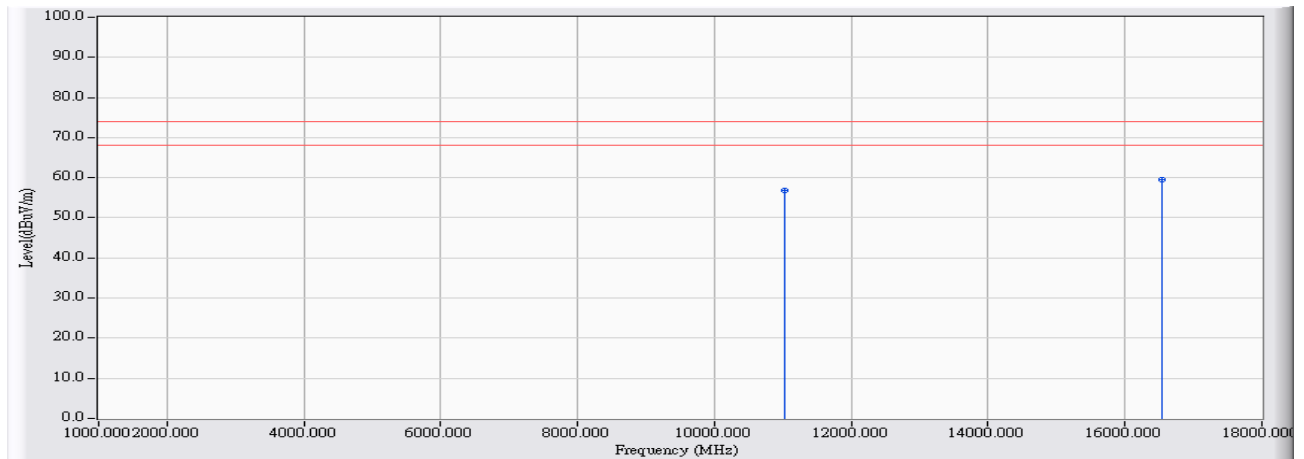


		Frequency (MHz)	Correct Factor (dB)	Reading Level (dBuV)	Measure Level (dBuV/m)	Margin (dB)	Limit (dBuV/m)	Detector Type
1		11400.000	23.288	20.940	44.228	-9.772	54.000	AVERAGE
2	*	17100.000	27.894	19.610	47.504	-6.496	54.000	AVERAGE

Note:

1. All Readings below 1GHz are Quasi-Peak, above 1GHz are performed with peak and/or average measurements as necessary.
2. Peak measurements: RBW = 1MHz, VBW = 1MHz, Sweep: Auto.
3. Average measurements: RBW = 1MHz, VBW = 10 Hz, Sweep: Auto.
4. “ * ”, means this data is the worst emission level.
5. “ # ”, means the frequency is out of the restricted band.
6. Measurement Level = Reading Level + Correct Factor.
7. The average measurement was not performed when the peak measured data under the limit of average detection.

Site : CB4-H	Time : 2017/05/09
Limit : FCC_SpartC_15.209_03M_PK	Margin : 6
Probe : CB4-H_FCC_EFS_B091_1-18GHz_3M_0117 - HORIZONTAL	Power : AC 120V/60Hz
EUT : Wireless-AC2900 Dual Band Gigabit Router	Note : Mode 2: Tx_ADP: AD890326010-2LF_ MIMO Mode (802.11 n20/40)_ 802.11n(40M)_ 5510MHz

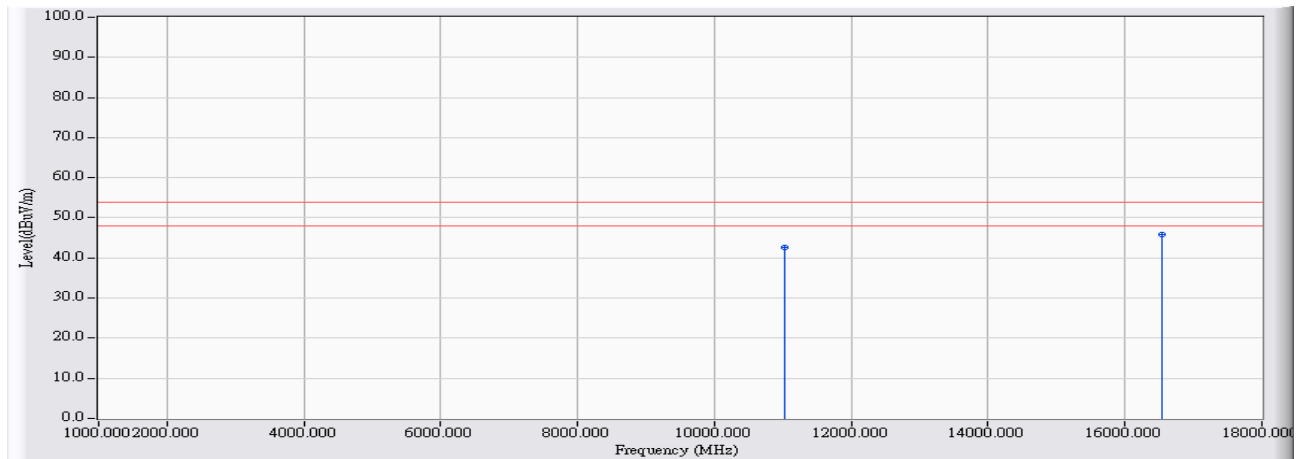


		Frequency (MHz)	Correct Factor (dB)	Reading Level (dBuV)	Measure Level (dBuV/m)	Margin (dB)	Limit (dBuV/m)	Detector Type
1		11020.000	22.800	34.140	56.940	-17.060	74.000	PEAK
2	*	16530.000	25.373	34.180	59.553	-14.447	74.000	PEAK

Note:

1. All Readings below 1GHz are Quasi-Peak, above 1GHz are performed with peak and/or average measurements as necessary.
2. Peak measurements: RBW = 1MHz, VBW = 1MHz, Sweep: Auto.
3. Average measurements: RBW = 1MHz, VBW = 10 Hz, Sweep: Auto.
4. “ * ”, means this data is the worst emission level.
5. “ # ”, means the frequency is out of the restricted band.
6. Measurement Level = Reading Level + Correct Factor.
7. The average measurement was not performed when the peak measured data under the limit of average detection.

Site : CB4-H	Time : 2017/05/09
Limit : FCC_SpartC_15.209_03M_AV	Margin : 6
Probe : CB4-H_FCC_EFS_B091_1-18GHz_3M_0117 - HORIZONTAL	Power : AC 120V/60Hz
EUT : Wireless-AC2900 Dual Band Gigabit Router	Note : Mode 2: Tx_ADP: AD890326010-2LF_ MIMO Mode (802.11 n20/40)_ 802.11n(40M)_ 5510MHz

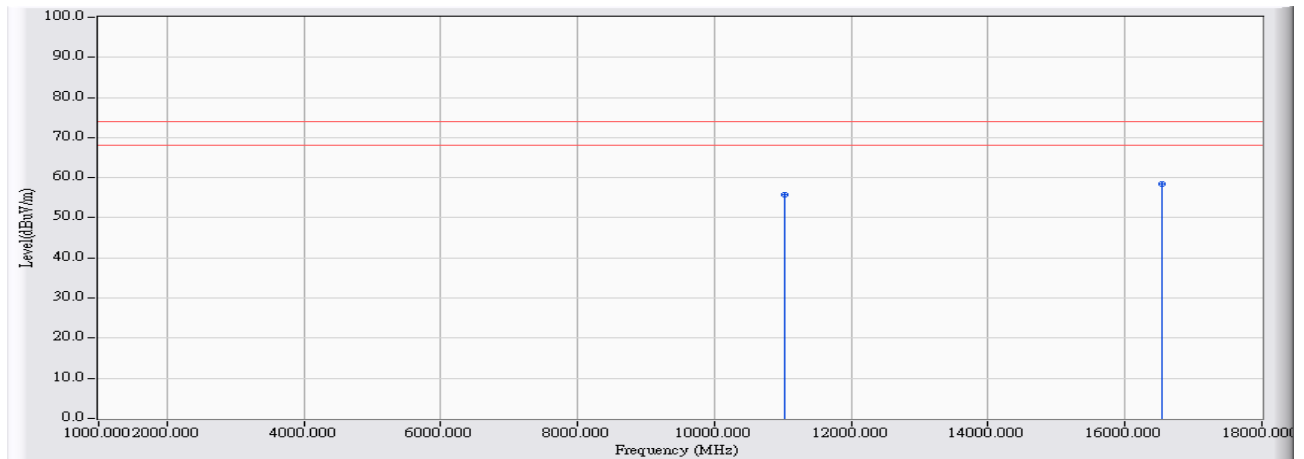


	Frequency (MHz)	Correct Factor (dB)	Reading Level (dBuV)	Measure Level (dBuV/m)	Margin (dB)	Limit (dBuV/m)	Detector Type
1	11020.000	22.800	19.770	42.570	-11.430	54.000	AVERAGE
2	* 16530.000	25.373	20.340	45.713	-8.287	54.000	AVERAGE

Note:

1. All Readings below 1GHz are Quasi-Peak, above 1GHz are performed with peak and/or average measurements as necessary.
2. Peak measurements: RBW = 1MHz, VBW = 1MHz, Sweep: Auto.
3. Average measurements: RBW = 1MHz, VBW = 10 Hz, Sweep: Auto.
4. “ * ”, means this data is the worst emission level.
5. “ # ”, means the frequency is out of the restricted band.
6. Measurement Level = Reading Level + Correct Factor.
7. The average measurement was not performed when the peak measured data under the limit of average detection.

Site : CB4-H	Time : 2017/05/09
Limit : FCC_SpartC_15.209_03M_PK	Margin : 6
Probe : CB4-H_FCC_EFS_B091_1-18GHz_3M_0117 - VERTICAL	Power : AC 120V/60Hz
EUT : Wireless-AC2900 Dual Band Gigabit Router	Note : Mode 2: Tx_ADP: AD890326010-2LF_ MIMO Mode (802.11 n20/40)_ 802.11n(40M)_ 5510MHz

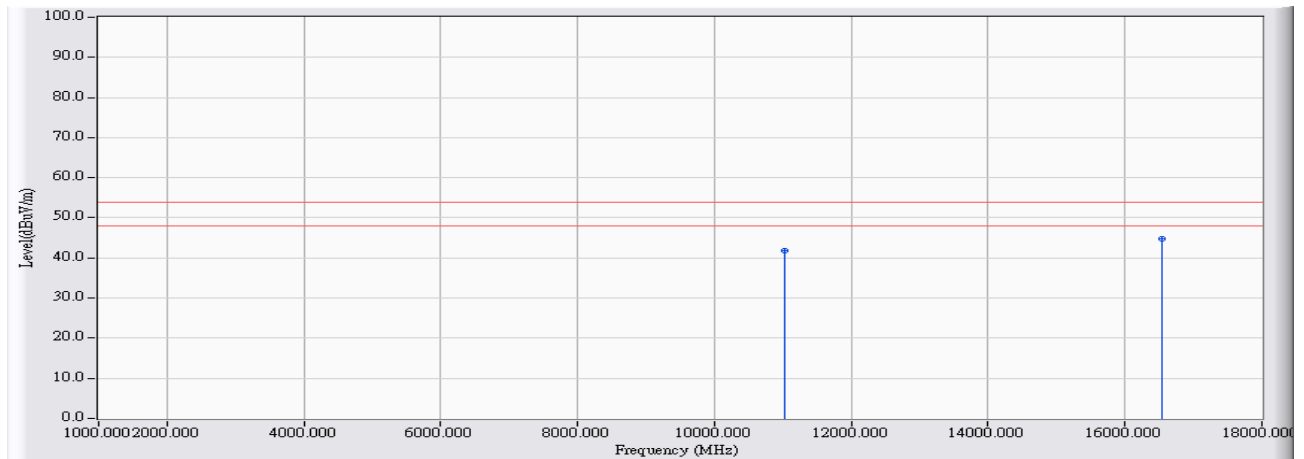


		Frequency (MHz)	Correct Factor (dB)	Reading Level (dBuV)	Measure Level (dBuV/m)	Margin (dB)	Limit (dBuV/m)	Detector Type
1		11020.000	22.800	33.090	55.890	-18.110	74.000	PEAK
2	*	16530.000	25.373	32.960	58.333	-15.667	74.000	PEAK

Note:

1. All Readings below 1GHz are Quasi-Peak, above 1GHz are performed with peak and/or average measurements as necessary.
2. Peak measurements: RBW = 1MHz, VBW = 1MHz, Sweep: Auto.
3. Average measurements: RBW = 1MHz, VBW = 10 Hz, Sweep: Auto.
4. “ * ”, means this data is the worst emission level.
5. “ # ”, means the frequency is out of the restricted band.
6. Measurement Level = Reading Level + Correct Factor.
7. The average measurement was not performed when the peak measured data under the limit of average detection.

Site : CB4-H	Time : 2017/05/09
Limit : FCC_SpartC_15.209_03M_AV	Margin : 6
Probe : CB4-H_FCC_EFS_B091_1-18GHz_3M_0117 - VERTICAL	Power : AC 120V/60Hz
EUT : Wireless-AC2900 Dual Band Gigabit Router	Note : Mode 2: Tx_ADP: AD890326010-2LF_ MIMO Mode (802.11 n20/40)_ 802.11n(40M)_ 5510MHz

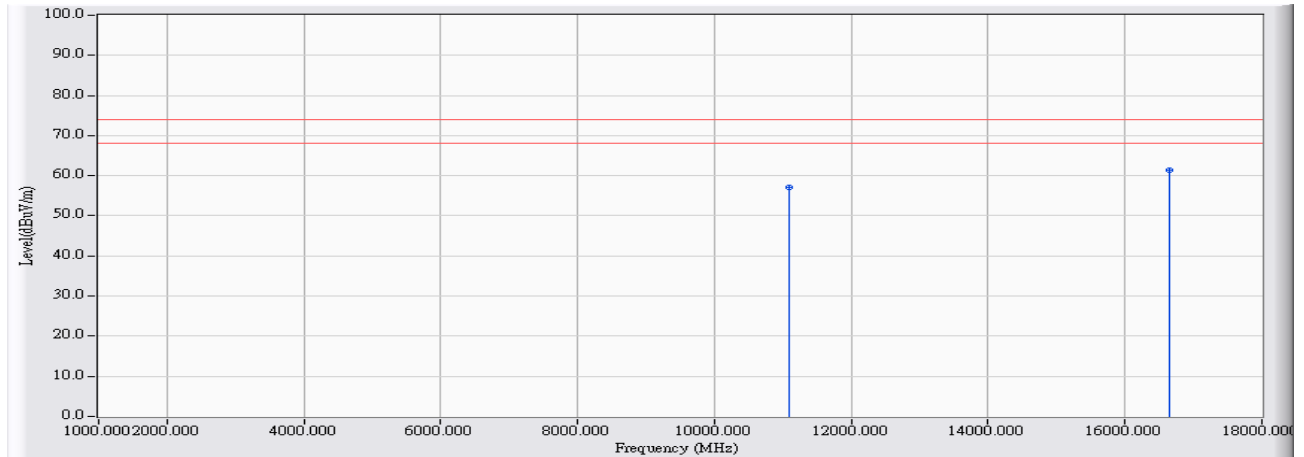


	Frequency (MHz)	Correct Factor (dB)	Reading Level (dBuV)	Measure Level (dBuV/m)	Margin (dB)	Limit (dBuV/m)	Detector Type
1	11020.000	22.800	18.980	41.780	-12.220	54.000	AVERAGE
2	* 16530.000	25.373	19.520	44.893	-9.107	54.000	AVERAGE

Note:

1. All Readings below 1GHz are Quasi-Peak, above 1GHz are performed with peak and/or average measurements as necessary.
2. Peak measurements: RBW = 1MHz, VBW = 1MHz, Sweep: Auto.
3. Average measurements: RBW = 1MHz, VBW = 10 Hz, Sweep: Auto.
4. “ * ”, means this data is the worst emission level.
5. “ # ”, means the frequency is out of the restricted band.
6. Measurement Level = Reading Level + Correct Factor.
7. The average measurement was not performed when the peak measured data under the limit of average detection.

Site : CB4-H	Time : 2017/05/09
Limit : FCC_SpartC_15.209_03M_PK	Margin : 6
Probe : CB4-H_FCC_EFS_B091_1-18GHz_3M_0117 - HORIZONTAL	Power : AC 120V/60Hz
EUT : Wireless-AC2900 Dual Band Gigabit Router	Note : Mode 2: Tx_ADP: AD890326010-2LF_ MIMO Mode (802.11 n20/40)_ 802.11n(40M)_ 5550MHz_RF-TX

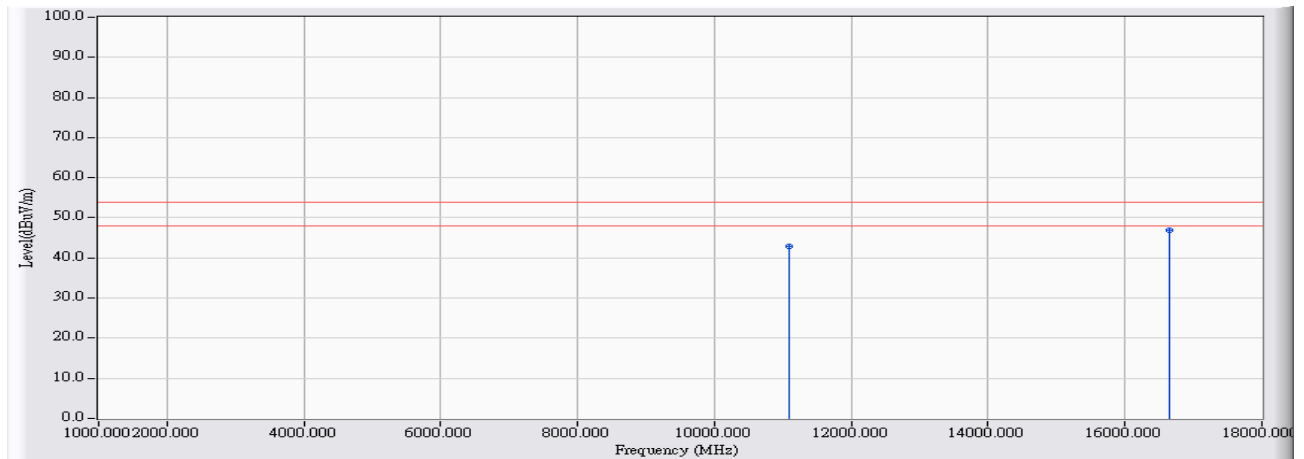


	Frequency (MHz)	Correct Factor (dB)	Reading Level (dBuV)	Measure Level (dBuV/m)	Margin (dB)	Limit (dBuV/m)	Detector Type
1	11100.000	22.823	34.320	57.143	-16.857	74.000	PEAK
2	* 16650.000	25.887	35.530	61.417	-12.583	74.000	PEAK

Note:

1. All Readings below 1GHz are Quasi-Peak, above 1GHz are performed with peak and/or average measurements as necessary.
2. Peak measurements: RBW = 1MHz, VBW = 1MHz, Sweep: Auto.
3. Average measurements: RBW = 1MHz, VBW = 10 Hz, Sweep: Auto.
4. “ * ”, means this data is the worst emission level.
5. “ # ”, means the frequency is out of the restricted band.
6. Measurement Level = Reading Level + Correct Factor.
7. The average measurement was not performed when the peak measured data under the limit of average detection.

Site : CB4-H	Time : 2017/05/09
Limit : FCC_SpartC_15.209_03M_AV	Margin : 6
Probe : CB4-H_FCC_EFS_B091_1-18GHz_3M_0117 - HORIZONTAL	Power : AC 120V/60Hz
EUT : Wireless-AC2900 Dual Band Gigabit Router	Note : Mode 2: Tx_ADP: AD890326010-2LF_ MIMO Mode (802.11 n20/40)_ 802.11n(40M)_ 5550MHz_RF-TX

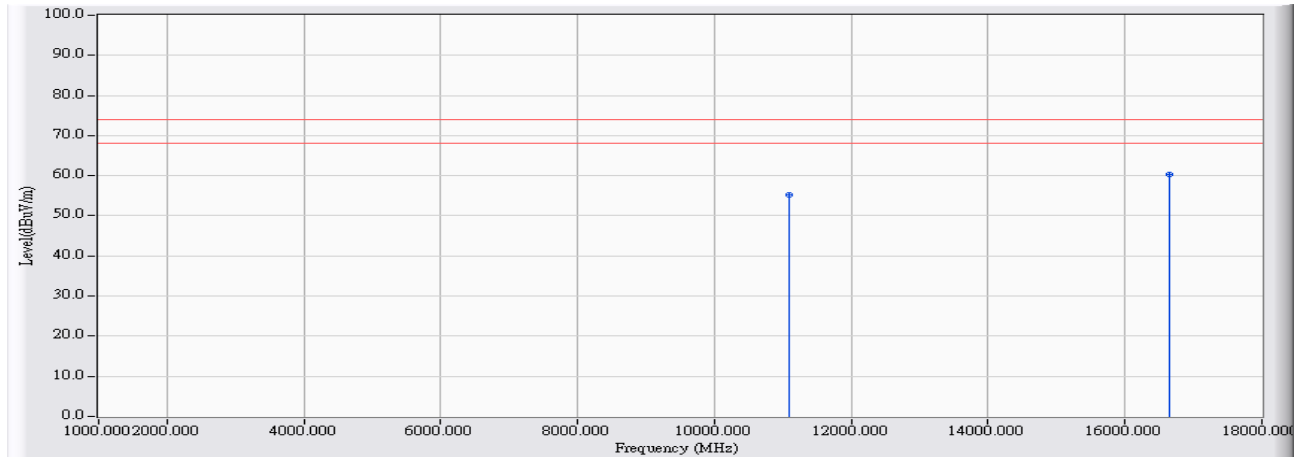


	Frequency (MHz)	Correct Factor (dB)	Reading Level (dBuV)	Measure Level (dBuV/m)	Margin (dB)	Limit (dBuV/m)	Detector Type
1	11100.000	22.823	20.150	42.973	-11.027	54.000	AVERAGE
2	* 16650.000	25.887	21.100	46.987	-7.013	54.000	AVERAGE

Note:

1. All Readings below 1GHz are Quasi-Peak, above 1GHz are performed with peak and/or average measurements as necessary.
2. Peak measurements: RBW = 1MHz, VBW = 1MHz, Sweep: Auto.
3. Average measurements: RBW = 1MHz, VBW = 10 Hz, Sweep: Auto.
4. “ * ”, means this data is the worst emission level.
5. “ # ”, means the frequency is out of the restricted band.
6. Measurement Level = Reading Level + Correct Factor.
7. The average measurement was not performed when the peak measured data under the limit of average detection.

Site : CB4-H	Time : 2017/05/09
Limit : FCC_SpartC_15.209_03M_PK	Margin : 6
Probe : CB4-H_FCC_EFS_B091_1-18GHz_3M_0117 - VERTICAL	Power : AC 120V/60Hz
EUT : Wireless-AC2900 Dual Band Gigabit Router	Note : Mode 2: Tx_ADP: AD890326010-2LF_ MIMO Mode (802.11 n20/40)_ 802.11n(40M)_ 5550MHz_RF-TX

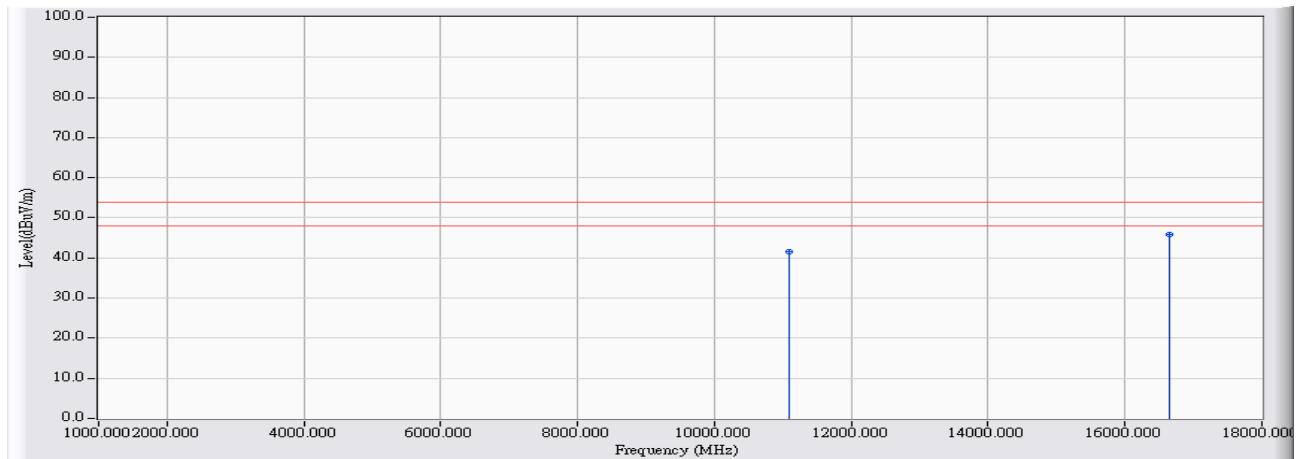


	Frequency (MHz)	Correct Factor (dB)	Reading Level (dBuV)	Measure Level (dBuV/m)	Margin (dB)	Limit (dBuV/m)	Detector Type
1	11100.000	22.823	32.330	55.153	-18.847	74.000	PEAK
2	* 16650.000	25.887	34.340	60.227	-13.773	74.000	PEAK

Note:

1. All Readings below 1GHz are Quasi-Peak, above 1GHz are performed with peak and/or average measurements as necessary.
2. Peak measurements: RBW = 1MHz, VBW = 1MHz, Sweep: Auto.
3. Average measurements: RBW = 1MHz, VBW = 10 Hz, Sweep: Auto.
4. “ * ”, means this data is the worst emission level.
5. “ # ”, means the frequency is out of the restricted band.
6. Measurement Level = Reading Level + Correct Factor.
7. The average measurement was not performed when the peak measured data under the limit of average detection.

Site : CB4-H	Time : 2017/05/09
Limit : FCC_SpartC_15.209_03M_AV	Margin : 6
Probe : CB4-H_FCC_EFS_B091_1-18GHz_3M_0117 - VERTICAL	Power : AC 120V/60Hz
EUT : Wireless-AC2900 Dual Band Gigabit Router	Note : Mode 2: Tx_ADP: AD890326010-2LF_ MIMO Mode (802.11 n20/40)_ 802.11n(40M)_ 5550MHz_RF-TX

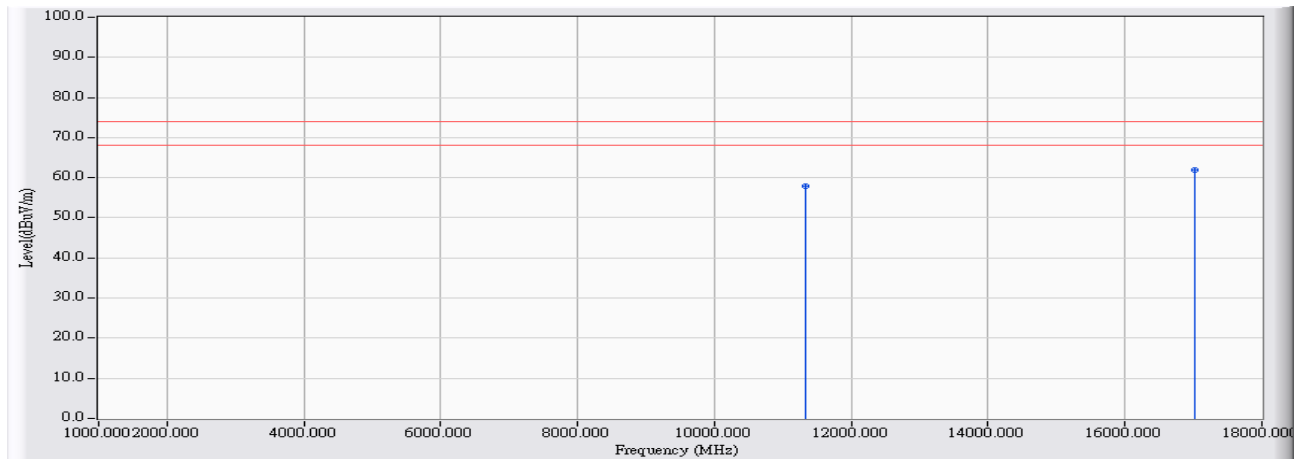


	Frequency (MHz)	Correct Factor (dB)	Reading Level (dBuV)	Measure Level (dBuV/m)	Margin (dB)	Limit (dBuV/m)	Detector Type
1	11100.000	22.823	18.710	41.533	-12.467	54.000	AVERAGE
2	* 16650.000	25.887	20.070	45.957	-8.043	54.000	AVERAGE

Note:

1. All Readings below 1GHz are Quasi-Peak, above 1GHz are performed with peak and/or average measurements as necessary.
2. Peak measurements: RBW = 1MHz, VBW = 1MHz, Sweep: Auto.
3. Average measurements: RBW = 1MHz, VBW = 10 Hz, Sweep: Auto.
4. “ * ”, means this data is the worst emission level.
5. “ # ”, means the frequency is out of the restricted band.
6. Measurement Level = Reading Level + Correct Factor.
7. The average measurement was not performed when the peak measured data under the limit of average detection.

Site : CB4-H	Time : 2017/05/09
Limit : FCC_SpartC_15.209_03M_PK	Margin : 6
Probe : CB4-H_FCC_EFS_B091_1-18GHz_3M_0117 - HORIZONTAL	Power : AC 120V/60Hz
EUT : Wireless-AC2900 Dual Band Gigabit Router	Note : Mode 2: Tx_ADP: AD890326010-2LF_ MIMO Mode (802.11 n20/40)_ 802.11n(40M)_ 5670MHz

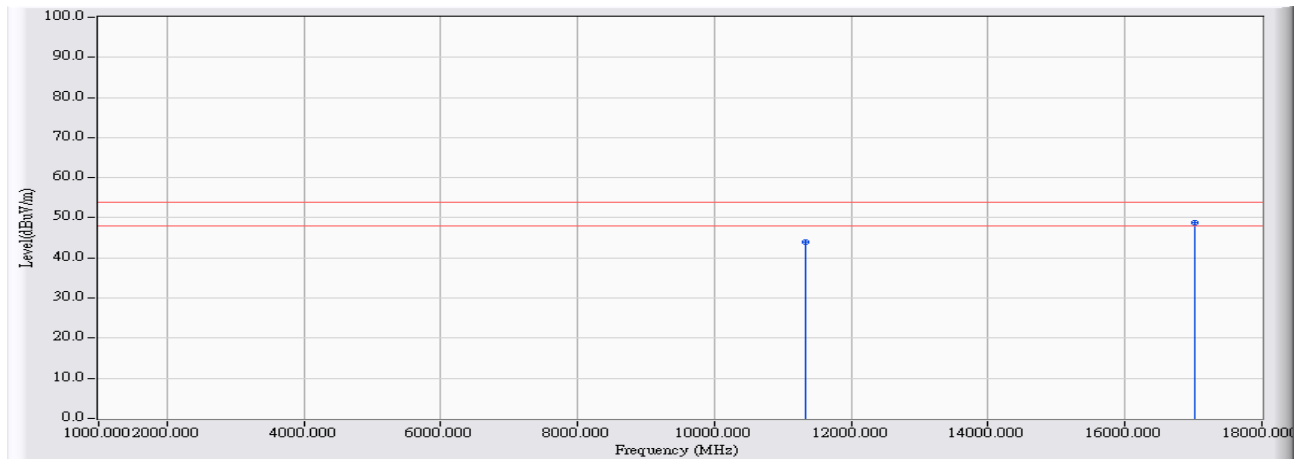


	Frequency (MHz)	Correct Factor (dB)	Reading Level (dBuV)	Measure Level (dBuV/m)	Margin (dB)	Limit (dBuV/m)	Detector Type
1	11340.000	23.120	34.850	57.969	-16.031	74.000	PEAK
2	* 17010.000	27.707	34.280	61.986	-12.014	74.000	PEAK

Note:

1. All Readings below 1GHz are Quasi-Peak, above 1GHz are performed with peak and/or average measurements as necessary.
2. Peak measurements: RBW = 1MHz, VBW = 1MHz, Sweep: Auto.
3. Average measurements: RBW = 1MHz, VBW = 10 Hz, Sweep: Auto.
4. “ * ”, means this data is the worst emission level.
5. “ # ”, means the frequency is out of the restricted band.
6. Measurement Level = Reading Level + Correct Factor.
7. The average measurement was not performed when the peak measured data under the limit of average detection.

Site : CB4-H	Time : 2017/05/09
Limit : FCC_SpartC_15.209_03M_AV	Margin : 6
Probe : CB4-H_FCC_EFS_B091_1-18GHz_3M_0117 - HORIZONTAL	Power : AC 120V/60Hz
EUT : Wireless-AC2900 Dual Band Gigabit Router	Note : Mode 2: Tx_ADP: AD890326010-2LF_ MIMO Mode (802.11 n20/40)_ 802.11n(40M)_ 5670MHz

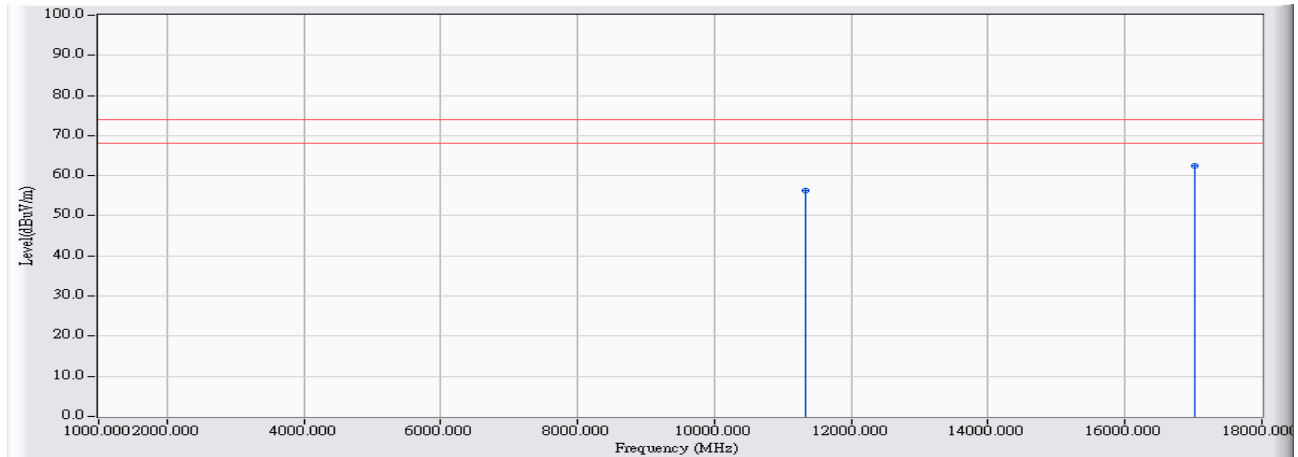


	Frequency (MHz)	Correct Factor (dB)	Reading Level (dBuV)	Measure Level (dBuV/m)	Margin (dB)	Limit (dBuV/m)	Detector Type
1	11340.000	23.120	20.750	43.869	-10.131	54.000	AVERAGE
2	* 17010.000	27.707	21.070	48.776	-5.224	54.000	AVERAGE

Note:

1. All Readings below 1GHz are Quasi-Peak, above 1GHz are performed with peak and/or average measurements as necessary.
2. Peak measurements: RBW = 1MHz, VBW = 1MHz, Sweep: Auto.
3. Average measurements: RBW = 1MHz, VBW = 10 Hz, Sweep: Auto.
4. “ * ”, means this data is the worst emission level.
5. “ # ”, means the frequency is out of the restricted band.
6. Measurement Level = Reading Level + Correct Factor.
7. The average measurement was not performed when the peak measured data under the limit of average detection.

Site : CB4-H	Time : 2017/05/09
Limit : FCC_SpartC_15.209_03M_PK	Margin : 6
Probe : CB4-H_FCC_EFS_B091_1-18GHz_3M_0117 - VERTICAL	Power : AC 120V/60Hz
EUT : Wireless-AC2900 Dual Band Gigabit Router	Note : Mode 2: Tx_ADP: AD890326010-2LF_ MIMO Mode (802.11 n20/40)_ 802.11n(40M)_ 5670MHz

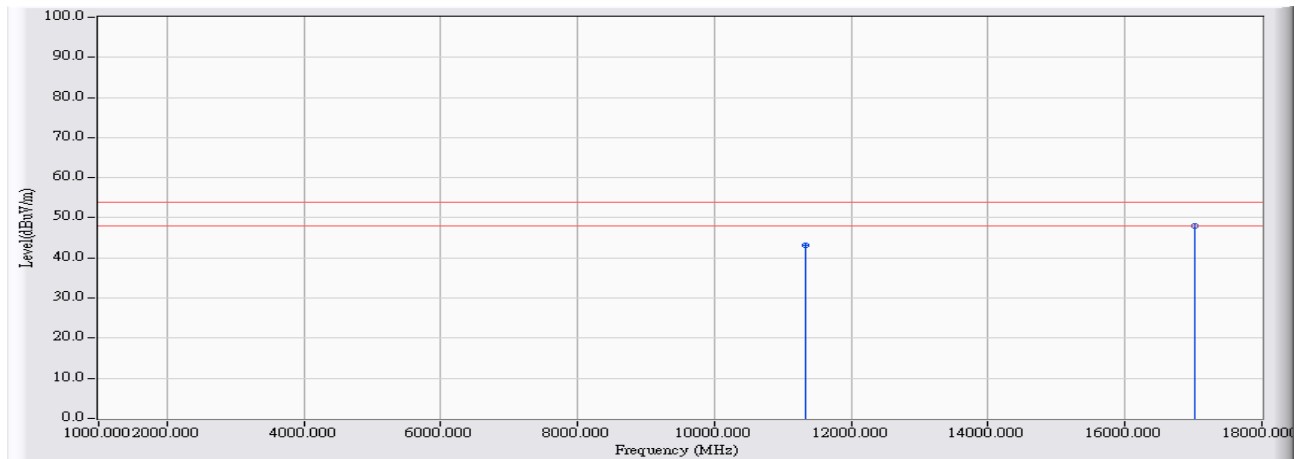


		Frequency (MHz)	Correct Factor (dB)	Reading Level (dBuV)	Measure Level (dBuV/m)	Margin (dB)	Limit (dBuV/m)	Detector Type
1		11340.000	23.120	33.220	56.339	-17.661	74.000	PEAK
2	*	17010.000	27.707	34.690	62.396	-11.604	74.000	PEAK

Note:

1. All Readings below 1GHz are Quasi-Peak, above 1GHz are performed with peak and/or average measurements as necessary.
2. Peak measurements: RBW = 1MHz, VBW = 1MHz, Sweep: Auto.
3. Average measurements: RBW = 1MHz, VBW = 10 Hz, Sweep: Auto.
4. “ * ”, means this data is the worst emission level.
5. “ # ”, means the frequency is out of the restricted band.
6. Measurement Level = Reading Level + Correct Factor.
7. The average measurement was not performed when the peak measured data under the limit of average detection.

Site : CB4-H	Time : 2017/05/09
Limit : FCC_SpartC_15.209_03M_AV	Margin : 6
Probe : CB4-H_FCC_EFS_B091_1-18GHz_3M_0117 - VERTICAL	Power : AC 120V/60Hz
EUT : Wireless-AC2900 Dual Band Gigabit Router	Note : Mode 2: Tx_ADP: AD890326010-2LF_ MIMO Mode (802.11 n20/40)_ 802.11n(40M)_ 5670MHz

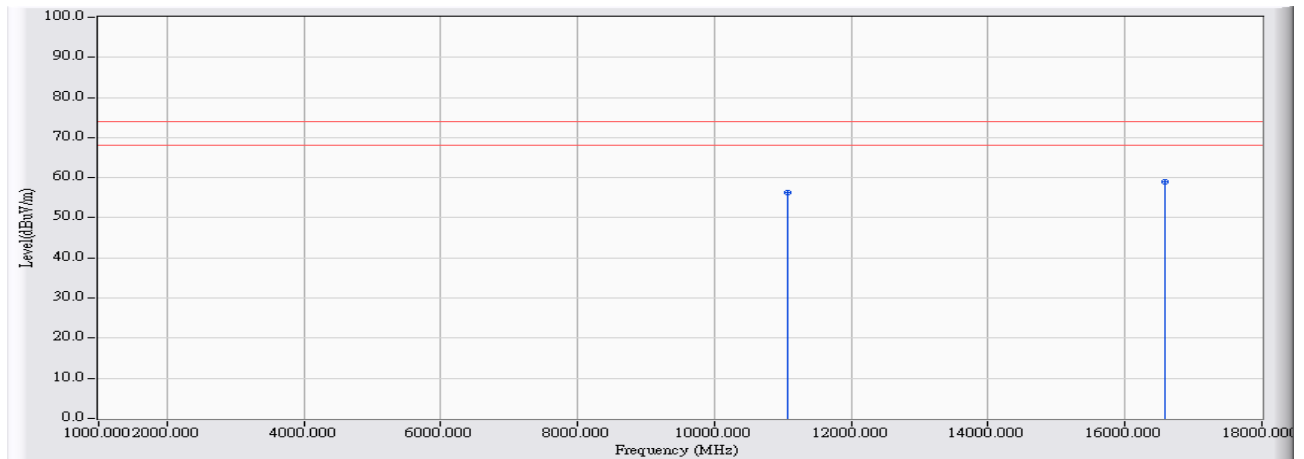


	Frequency (MHz)	Correct Factor (dB)	Reading Level (dBuV)	Measure Level (dBuV/m)	Margin (dB)	Limit (dBuV/m)	Detector Type
1	11340.000	23.120	19.970	43.089	-10.911	54.000	AVERAGE
2	* 17010.000	27.707	20.190	47.896	-6.104	54.000	AVERAGE

Note:

1. All Readings below 1GHz are Quasi-Peak, above 1GHz are performed with peak and/or average measurements as necessary.
2. Peak measurements: RBW = 1MHz, VBW = 1MHz, Sweep: Auto.
3. Average measurements: RBW = 1MHz, VBW = 10 Hz, Sweep: Auto.
4. “ * ”, means this data is the worst emission level.
5. “ # ”, means the frequency is out of the restricted band.
6. Measurement Level = Reading Level + Correct Factor.
7. The average measurement was not performed when the peak measured data under the limit of average detection.

Site : CB4-H	Time : 2017/05/09
Limit : FCC_SpartC_15.209_03M_PK	Margin : 6
Probe : CB4-H_FCC_EFS_B091_1-18GHz_3M_0117 - HORIZONTAL	Power : AC 120V/60Hz
EUT : Wireless-AC2900 Dual Band Gigabit Router	Note : Mode 2: Tx_ADP: AD890326010-2LF_ MIMO Mode (802.11 n20/40)_ 802.11ac(80M)_ 5530MHz

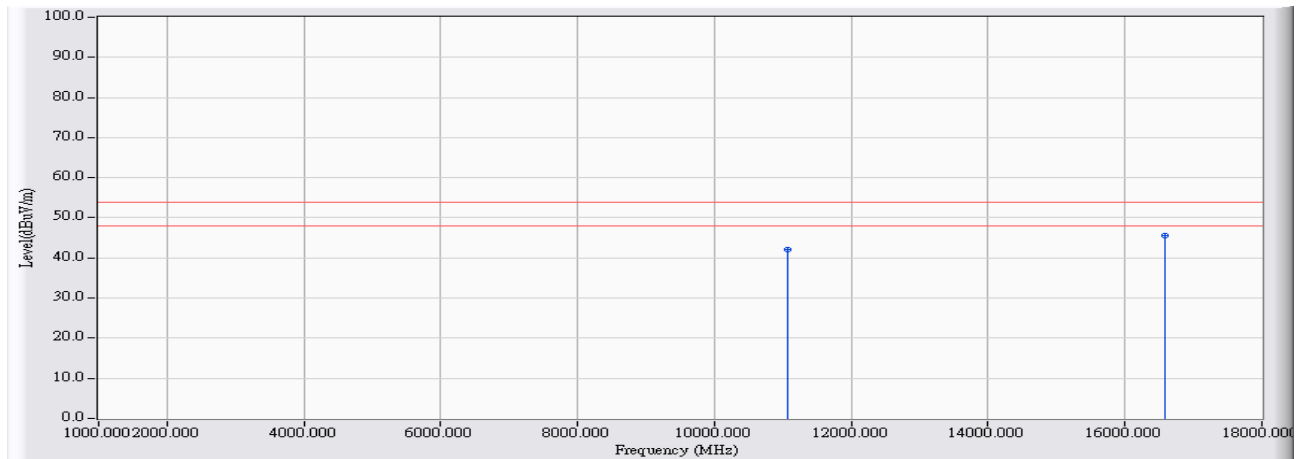


	Frequency (MHz)	Correct Factor (dB)	Reading Level (dBuV)	Measure Level (dBuV/m)	Margin (dB)	Limit (dBuV/m)	Detector Type
1	11060.000	22.811	33.450	56.262	-17.738	74.000	PEAK
2	* 16590.000	25.631	33.420	59.050	-14.950	74.000	PEAK

Note:

1. All Readings below 1GHz are Quasi-Peak, above 1GHz are performed with peak and/or average measurements as necessary.
2. Peak measurements: RBW = 1MHz, VBW = 1MHz, Sweep: Auto.
3. Average measurements: RBW = 1MHz, VBW = 10 Hz, Sweep: Auto.
4. “ * ”, means this data is the worst emission level.
5. “ # ”, means the frequency is out of the restricted band.
6. Measurement Level = Reading Level + Correct Factor.
7. The average measurement was not performed when the peak measured data under the limit of average detection.

Site : CB4-H	Time : 2017/05/09
Limit : FCC_SpartC_15.209_03M_AV	Margin : 6
Probe : CB4-H_FCC_EFS_B091_1-18GHz_3M_0117 - HORIZONTAL	Power : AC 120V/60Hz
EUT : Wireless-AC2900 Dual Band Gigabit Router	Note : Mode 2: Tx_ADP: AD890326010-2LF_ MIMO Mode (802.11 n20/40)_ 802.11ac(80M)_ 5530MHz

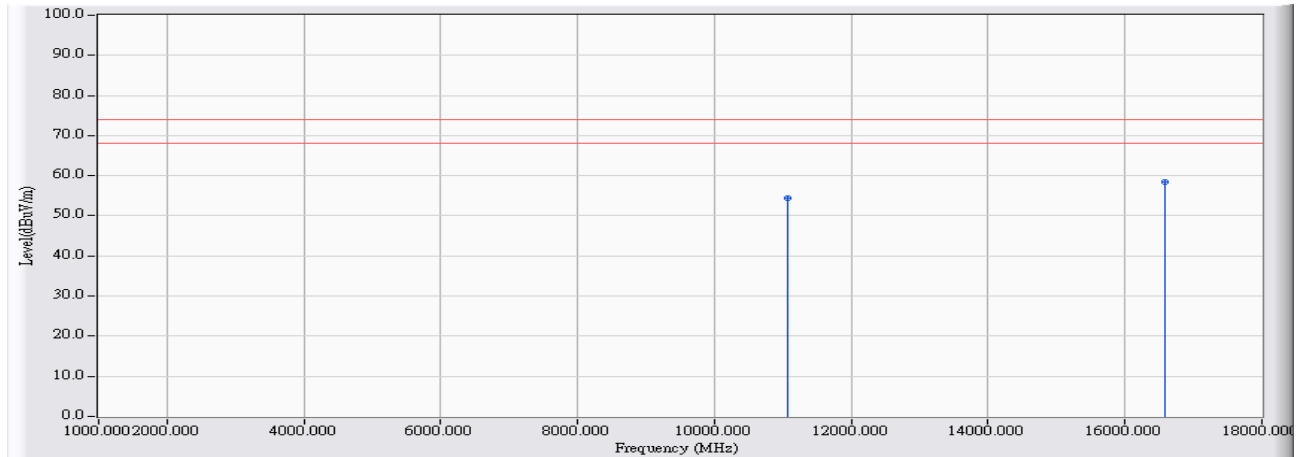


	Frequency (MHz)	Correct Factor (dB)	Reading Level (dBuV)	Measure Level (dBuV/m)	Margin (dB)	Limit (dBuV/m)	Detector Type
1	11060.000	22.811	19.260	42.072	-11.928	54.000	AVERAGE
2	* 16590.000	25.631	19.980	45.610	-8.390	54.000	AVERAGE

Note:

1. All Readings below 1GHz are Quasi-Peak, above 1GHz are performed with peak and/or average measurements as necessary.
2. Peak measurements: RBW = 1MHz, VBW = 1MHz, Sweep: Auto.
3. Average measurements: RBW = 1MHz, VBW = 10 Hz, Sweep: Auto.
4. “ * ”, means this data is the worst emission level.
5. “ # ”, means the frequency is out of the restricted band.
6. Measurement Level = Reading Level + Correct Factor.
7. The average measurement was not performed when the peak measured data under the limit of average detection.

Site : CB4-H	Time : 2017/05/09
Limit : FCC_SpartC_15.209_03M_PK	Margin : 6
Probe : CB4-H_FCC_EFS_B091_1-18GHz_3M_0117 - VERTICAL	Power : AC 120V/60Hz
EUT : Wireless-AC2900 Dual Band Gigabit Router	Note : Mode 2: Tx_ADP: AD890326010-2LF_ MIMO Mode (802.11 n20/40)_ 802.11ac(80M)_ 5530MHz

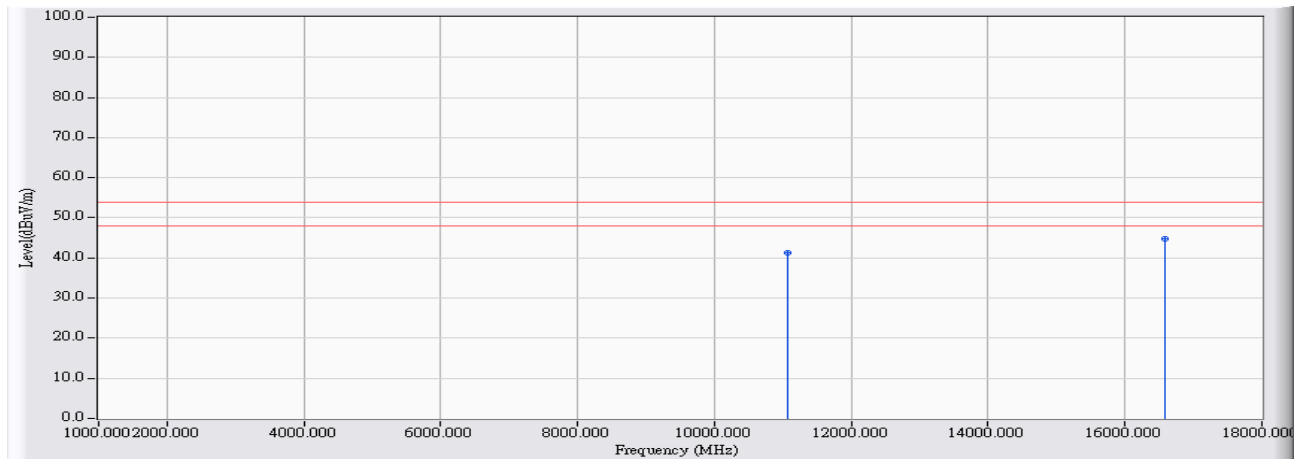


	Frequency (MHz)	Correct Factor (dB)	Reading Level (dBuV)	Measure Level (dBuV/m)	Margin (dB)	Limit (dBuV/m)	Detector Type
1	11060.000	22.811	31.660	54.472	-19.528	74.000	PEAK
2	* 16590.000	25.631	32.940	58.570	-15.430	74.000	PEAK

Note:

1. All Readings below 1GHz are Quasi-Peak, above 1GHz are performed with peak and/or average measurements as necessary.
2. Peak measurements: RBW = 1MHz, VBW = 1MHz, Sweep: Auto.
3. Average measurements: RBW = 1MHz, VBW = 10 Hz, Sweep: Auto.
4. “ * ”, means this data is the worst emission level.
5. “ # ”, means the frequency is out of the restricted band.
6. Measurement Level = Reading Level + Correct Factor.
7. The average measurement was not performed when the peak measured data under the limit of average detection.

Site : CB4-H	Time : 2017/05/09
Limit : FCC_SpartC_15.209_03M_AV	Margin : 6
Probe : CB4-H_FCC_EFS_B091_1-18GHz_3M_0117 - VERTICAL	Power : AC 120V/60Hz
EUT : Wireless-AC2900 Dual Band Gigabit Router	Note : Mode 2: Tx_ADP: AD890326010-2LF_ MIMO Mode (802.11 n20/40)_ 802.11ac(80M)_ 5530MHz

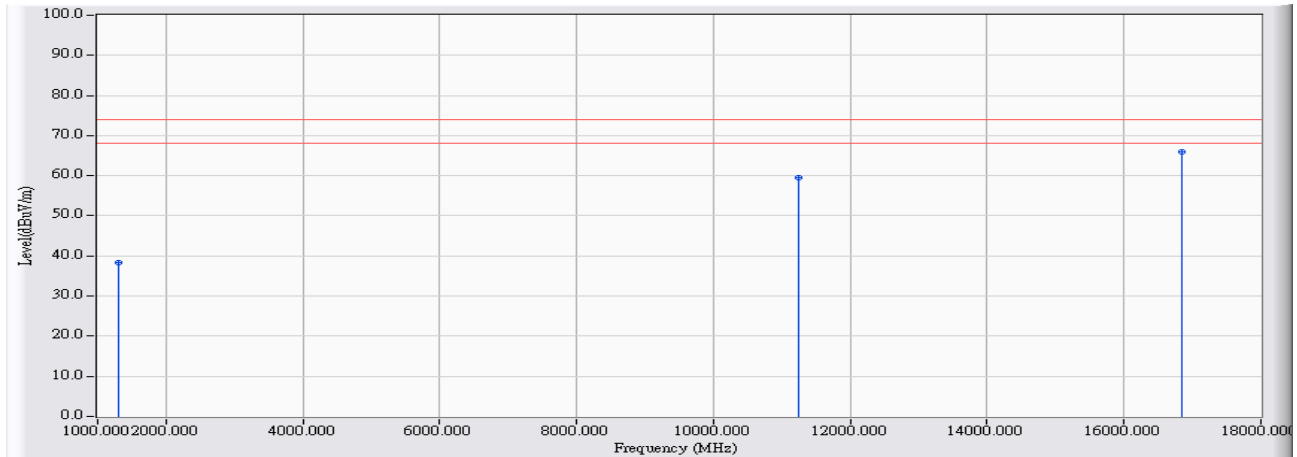


		Frequency (MHz)	Correct Factor (dB)	Reading Level (dBuV)	Measure Level (dBuV/m)	Margin (dB)	Limit (dBuV/m)	Detector Type
1		11060.000	22.811	18.580	41.392	-12.608	54.000	AVERAGE
2	*	16590.000	25.631	19.160	44.790	-9.210	54.000	AVERAGE

Note:

1. All Readings below 1GHz are Quasi-Peak, above 1GHz are performed with peak and/or average measurements as necessary.
2. Peak measurements: RBW = 1MHz, VBW = 1MHz, Sweep: Auto.
3. Average measurements: RBW = 1MHz, VBW = 10 Hz, Sweep: Auto.
4. “ * ”, means this data is the worst emission level.
5. “ # ”, means the frequency is out of the restricted band.
6. Measurement Level = Reading Level + Correct Factor.
7. The average measurement was not performed when the peak measured data under the limit of average detection.

Site : CB4-H	Time : 2017/06/19
Limit : FCC_SpartC_15.209_03M_PK	Margin : 6
Probe : CB4-H_FCC_EFS_B432_1-18GHz_3M_1116 - HORIZONTAL	Power : AC 120V/60Hz
EUT : Wireless-AC2900 Dual Band Gigabit Router	Note : Mode 2: Tx_ADP: AD890326010-2LF_ MIMO Mode (802.11 n20/40)_ 802.11ac(80M)_ 5610MHz_ TXMIMO

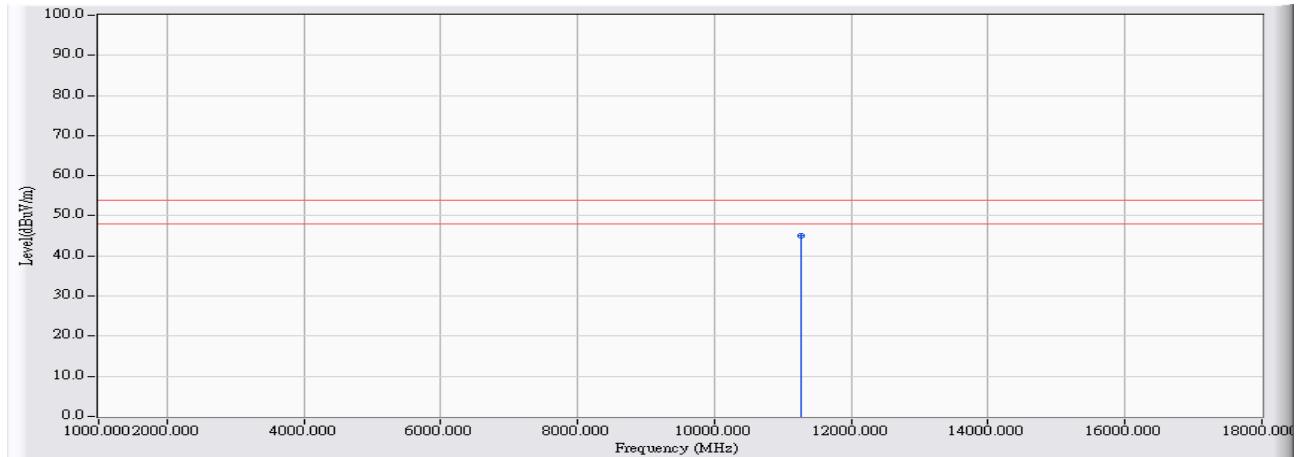


	Frequency (MHz)	Correct Factor (dB)	Reading Level (dBuV)	Measure Level (dBuV/m)	Margin (dB)	Limit (dBuV/m)	Detector Type
1	1305.100	-4.658	42.930	38.272	-35.728	74.000	PEAK
2	11238.970	25.436	34.070	59.506	-14.494	74.000	PEAK
3	* 16836.450	31.400	34.500	65.900	-8.100	74.000	PEAK

Note:

1. All Readings below 1GHz are Quasi-Peak, above 1GHz are performed with peak and/or average measurements as necessary.
2. Peak measurements: RBW = 1MHz, VBW = 1MHz, Sweep: Auto.
3. Average measurements: RBW = 1MHz, VBW = 10 Hz, Sweep: Auto.
4. “ * ”, means this data is the worst emission level.
5. “ # ”, means the frequency is out of the restricted band.
6. Measurement Level = Reading Level + Correct Factor.
7. The average measurement was not performed when the peak measured data under the limit of average detection.

Site : CB4-H	Time : 2017/06/19
Limit : FCC_SpartC_15.209_03M_AV	Margin : 6
Probe : CB4-H_FCC_EFS_B432_1-18GHz_3M_1116 - HORIZONTAL	Power : AC 120V/60Hz
EUT : Wireless-AC2900 Dual Band Gigabit Router	Note : Mode 2: Tx_ADP: AD890326010-2LF_ MIMO Mode (802.11 n20/40)_ 802.11ac(80M)_ 5610MHz

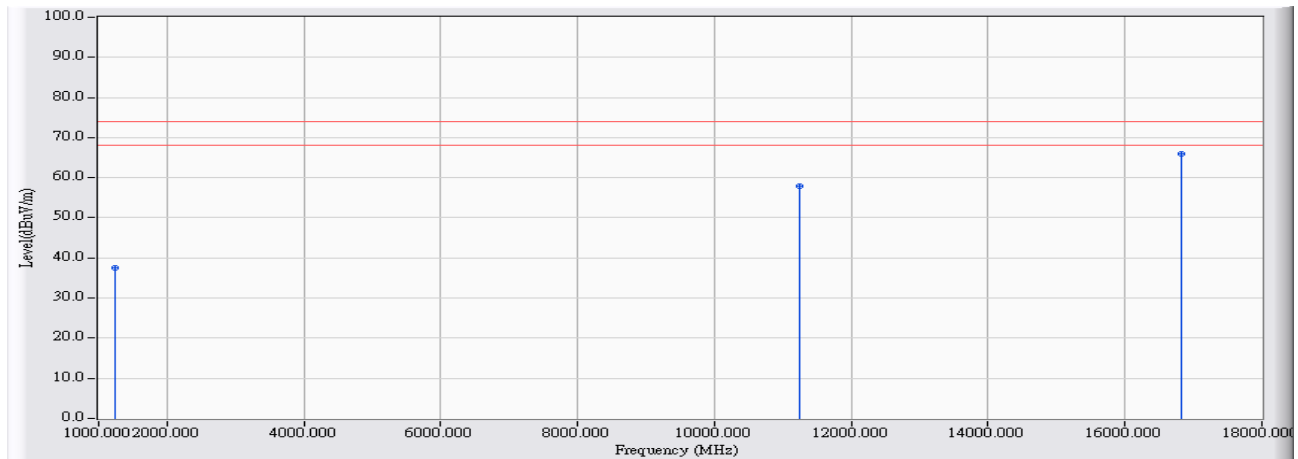


		Frequency (MHz)	Correct Factor (dB)	Reading Level (dBuV)	Measure Level (dBuV/m)	Margin (dB)	Limit (dBuV/m)	Detector Type
1	*	11265.700	25.462	19.550	45.012	-8.988	54.000	AVERAGE

Note:

1. All Readings below 1GHz are Quasi-Peak, above 1GHz are performed with peak and/or average measurements as necessary.
2. Peak measurements: RBW = 1MHz, VBW = 1MHz, Sweep: Auto.
3. Average measurements: RBW = 1MHz, VBW = 10 Hz, Sweep: Auto.
4. “ * ”, means this data is the worst emission level.
5. “ # ”, means the frequency is out of the restricted band.
6. Measurement Level = Reading Level + Correct Factor.
7. The average measurement was not performed when the peak measured data under the limit of average detection.

Site : CB4-H	Time : 2017/06/19
Limit : FCC_SpartC_15.209_03M_PK	Margin : 6
Probe : CB4-H_FCC_EFS_B432_1-18GHz_3M_1116 - VERTICAL	Power : AC 120V/60Hz
EUT : Wireless-AC2900 Dual Band Gigabit Router	Note : Mode 2: Tx_ADP: AD890326010-2LF_ MIMO Mode (802.11 n20/40)_ 802.11ac(80M)_ 5610MHz

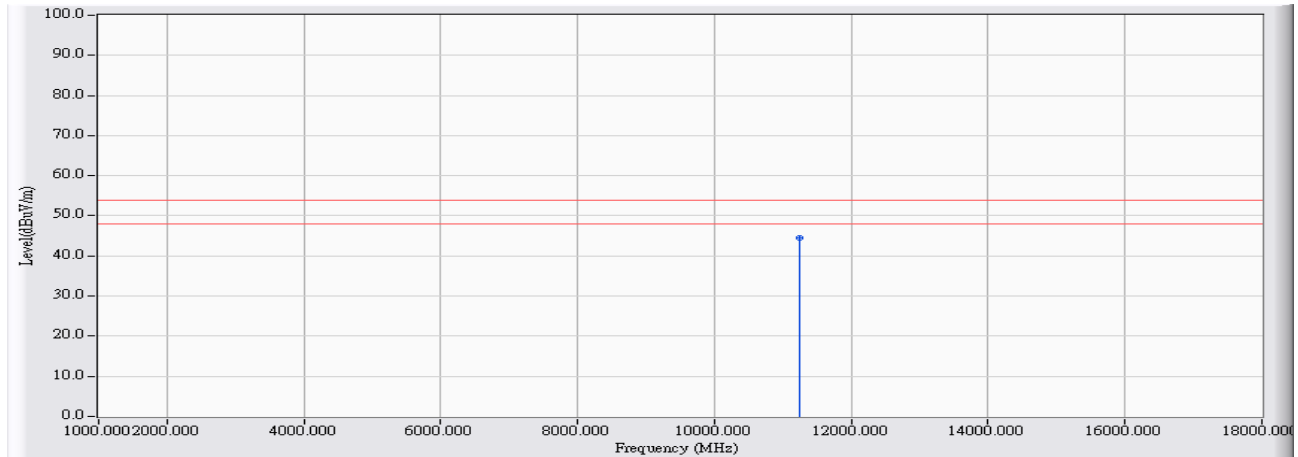


	Frequency (MHz)	Correct Factor (dB)	Reading Level (dBuV)	Measure Level (dBuV/m)	Margin (dB)	Limit (dBuV/m)	Detector Type
1	1249.000	-4.905	42.570	37.665	-36.335	74.000	PEAK
2	11250.780	25.449	32.370	57.819	-16.181	74.000	PEAK
3	* 16813.000	31.205	34.770	65.975	-8.025	74.000	PEAK

Note:

1. All Readings below 1GHz are Quasi-Peak, above 1GHz are performed with peak and/or average measurements as necessary.
2. Peak measurements: RBW = 1MHz, VBW = 1MHz, Sweep: Auto.
3. Average measurements: RBW = 1MHz, VBW = 10 Hz, Sweep: Auto.
4. “ * ”, means this data is the worst emission level.
5. “ # ”, means the frequency is out of the restricted band.
6. Measurement Level = Reading Level + Correct Factor.
7. The average measurement was not performed when the peak measured data under the limit of average detection.

Site : CB4-H	Time : 2017/06/19
Limit : FCC_SpartC_15.209_03M_AV	Margin : 6
Probe : CB4-H_FCC_EFS_B432_1-18GHz_3M_1116 - VERTICAL	Power : AC 120V/60Hz
EUT : Wireless-AC2900 Dual Band Gigabit Router	Note : Mode 2: Tx_ADP: AD890326010-2LF_ MIMO Mode (802.11 n20/40)_ 802.11ac(80M)_ 5610MHz

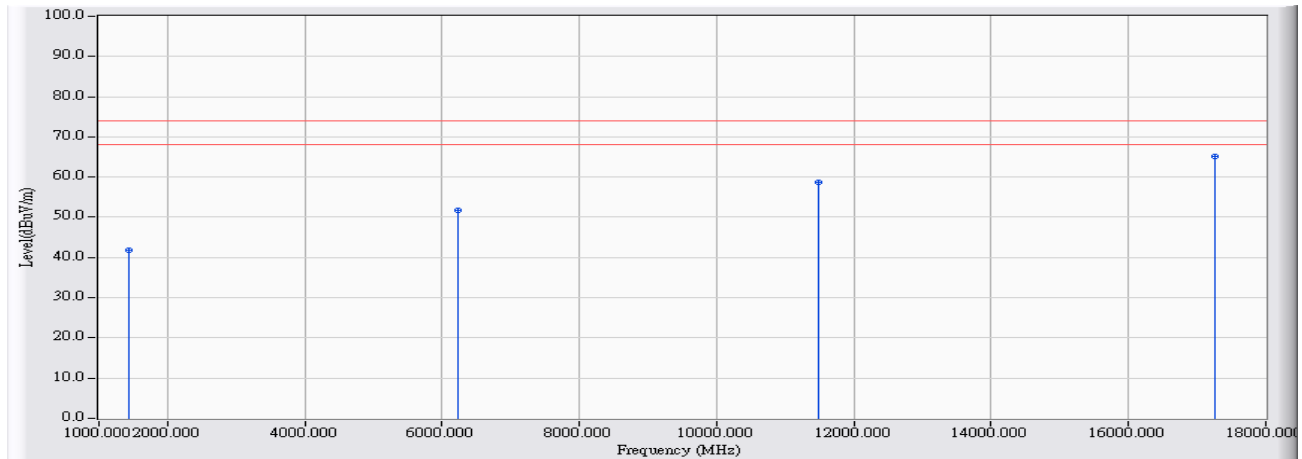


		Frequency (MHz)	Correct Factor (dB)	Reading Level (dBuV)	Measure Level (dBuV/m)	Margin (dB)	Limit (dBuV/m)	Detector Type
1	*	11253.380	25.452	19.030	44.482	-9.518	54.000	AVERAGE

Note:

1. All Readings below 1GHz are Quasi-Peak, above 1GHz are performed with peak and/or average measurements as necessary.
2. Peak measurements: RBW = 1MHz, VBW = 1MHz, Sweep: Auto.
3. Average measurements: RBW = 1MHz, VBW = 10 Hz, Sweep: Auto.
4. “ * ”, means this data is the worst emission level.
5. “ # ”, means the frequency is out of the restricted band.
6. Measurement Level = Reading Level + Correct Factor.
7. The average measurement was not performed when the peak measured data under the limit of average detection.

Site : CB4-H	Time : 2017/02/20
Limit : FCC_SpartC_15.209_03M_PK	Margin : 6
Probe : CB4-H_FCC_EFS_B432_1-18GHz_3M_1116 - HORIZONTAL	Power : AC 120V/60Hz
EUT : Wireless-AC2900 Dual Band Gigabit Router	Note : Mode 2: Tx_ADP: AD890326010-2LF_ MIMO Mode (802.11 n20/40)_ 802.11ac(20M)_ 5745MHz

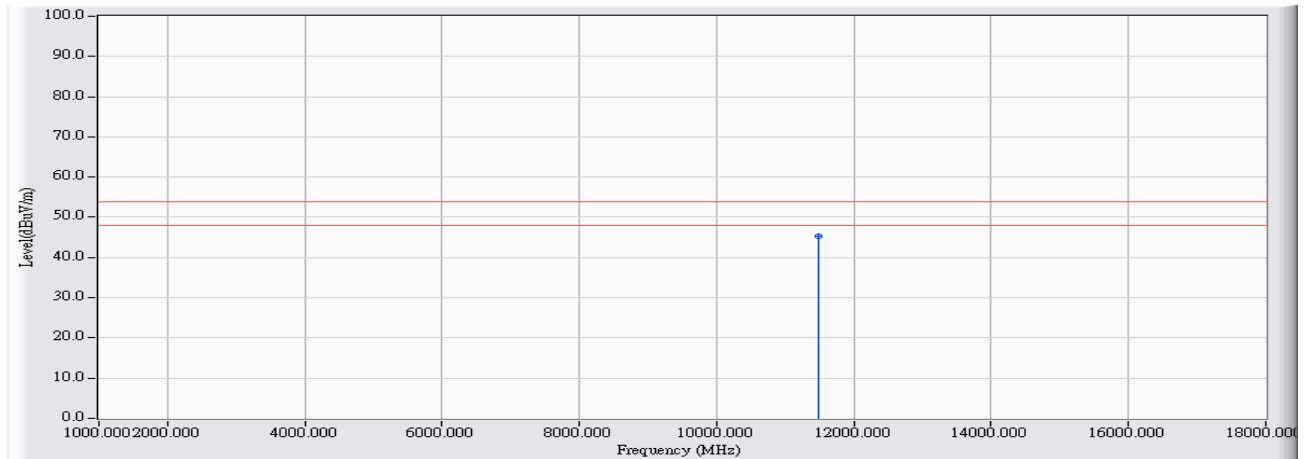


	Frequency (MHz)	Correct Factor (dB)	Reading Level (dBuV)	Measure Level (dBuV/m)	Margin (dB)	Limit (dBuV/m)	Detector Type
1	1442.000	-4.556	46.450	41.894	-32.106	74.000	PEAK
2	6227.000	10.932	40.740	51.672	-22.328	74.000	PEAK
3	11491.000	24.703	34.010	58.713	-15.287	74.000	PEAK
4	* 17249.000	31.942	33.290	65.232	-8.768	74.000	PEAK

Note:

1. All Readings below 1GHz are Quasi-Peak, above 1GHz are performed with peak and/or average measurements as necessary.
2. Peak measurements: RBW = 1MHz, VBW = 1MHz, Sweep: Auto.
3. Average measurements: RBW = 1MHz, VBW = 10 Hz, Sweep: Auto.
4. " * ", means this data is the worst emission level.
5. " # ", means the frequency is out of the restricted band.
6. Measurement Level = Reading Level + Correct Factor.
7. The average measurement was not performed when the peak measured data under the limit of average detection.

Site : CB4-H	Time : 2017/02/20
Limit : FCC_SpartC_15.209_03M_AV	Margin : 6
Probe : CB4-H_FCC_EFS_B432_1-18GHz_3M_1116 - HORIZONTAL	Power : AC 120V/60Hz
EUT : Wireless-AC2900 Dual Band Gigabit Router	Note : Mode 2: Tx_ADP: AD890326010-2LF_ MIMO Mode (802.11 n20/40)_ 802.11ac(20M)_ 5745MHz

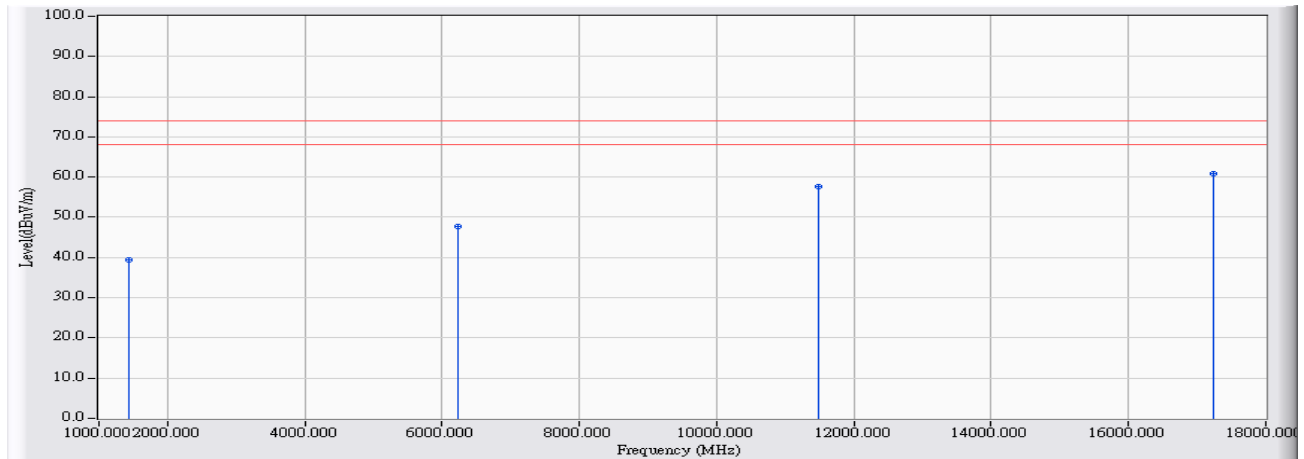


		Frequency (MHz)	Correct Factor (dB)	Reading Level (dBuV)	Measure Level (dBuV/m)	Margin (dB)	Limit (dBuV/m)	Detector Type
1	*	11489.000	24.701	20.560	45.261	-8.739	54.000	AVERAGE

Note:

1. All Readings below 1GHz are Quasi-Peak, above 1GHz are performed with peak and/or average measurements as necessary.
2. Peak measurements: RBW = 1MHz, VBW = 1MHz, Sweep: Auto.
3. Average measurements: RBW = 1MHz, VBW = 10 Hz, Sweep: Auto.
4. “ * ”, means this data is the worst emission level.
5. “ # ”, means the frequency is out of the restricted band.
6. Measurement Level = Reading Level + Correct Factor.
7. The average measurement was not performed when the peak measured data under the limit of average detection.

Site : CB4-H	Time : 2017/02/20
Limit : FCC_SpartC_15.209_03M_PK	Margin : 6
Probe : CB4-H_FCC_EFS_B432_1-18GHz_3M_1116 - VERTICAL	Power : AC 120V/60Hz
EUT : Wireless-AC2900 Dual Band Gigabit Router	Note : Mode 2: Tx_ADP: AD890326010-2LF_ MIMO Mode (802.11 n20/40)_ 802.11ac(20M)_ 5745MHz

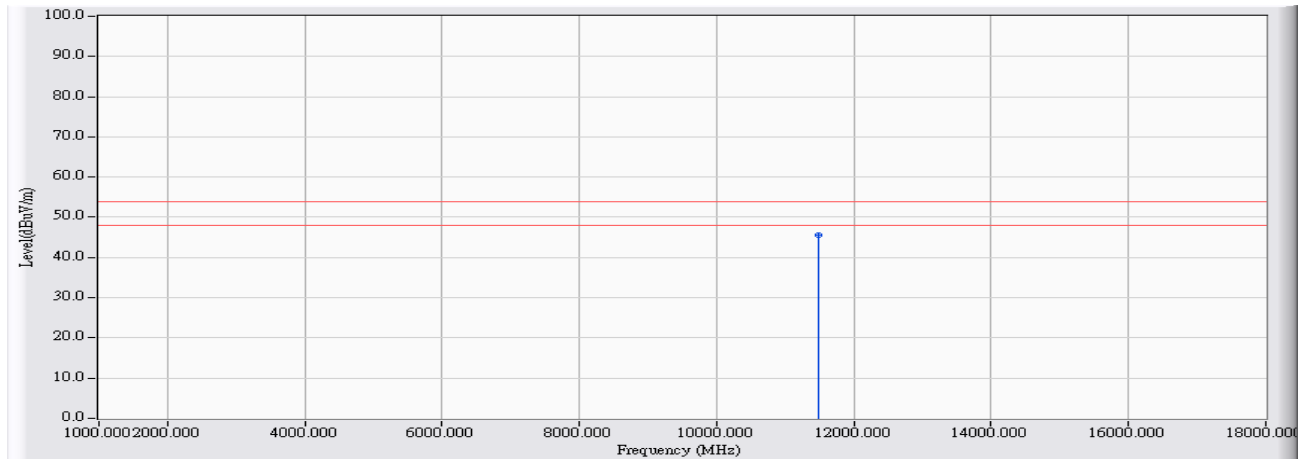


	Frequency (MHz)	Correct Factor (dB)	Reading Level (dBuV)	Measure Level (dBuV/m)	Margin (dB)	Limit (dBuV/m)	Detector Type
1	1442.000	-4.556	43.970	39.414	-34.586	74.000	PEAK
2	6227.000	10.932	36.770	47.702	-26.298	74.000	PEAK
3	11489.000	24.701	32.920	57.621	-16.379	74.000	PEAK
4	* 17234.000	31.971	28.890	60.861	-13.139	74.000	PEAK

Note:

1. All Readings below 1GHz are Quasi-Peak, above 1GHz are performed with peak and/or average measurements as necessary.
2. Peak measurements: RBW = 1MHz, VBW = 1MHz, Sweep: Auto.
3. Average measurements: RBW = 1MHz, VBW = 10 Hz, Sweep: Auto.
4. " * ", means this data is the worst emission level.
5. " # ", means the frequency is out of the restricted band.
6. Measurement Level = Reading Level + Correct Factor.
7. The average measurement was not performed when the peak measured data under the limit of average detection.

Site : CB4-H	Time : 2017/02/20
Limit : FCC_SpartC_15.209_03M_AV	Margin : 6
Probe : CB4-H_FCC_EFS_B432_1-18GHz_3M_1116 - VERTICAL	Power : AC 120V/60Hz
EUT : Wireless-AC2900 Dual Band Gigabit Router	Note : Mode 2: Tx_ADP: AD890326010-2LF_ MIMO Mode (802.11 n20/40)_ 802.11ac(20M)_ 5745MHz

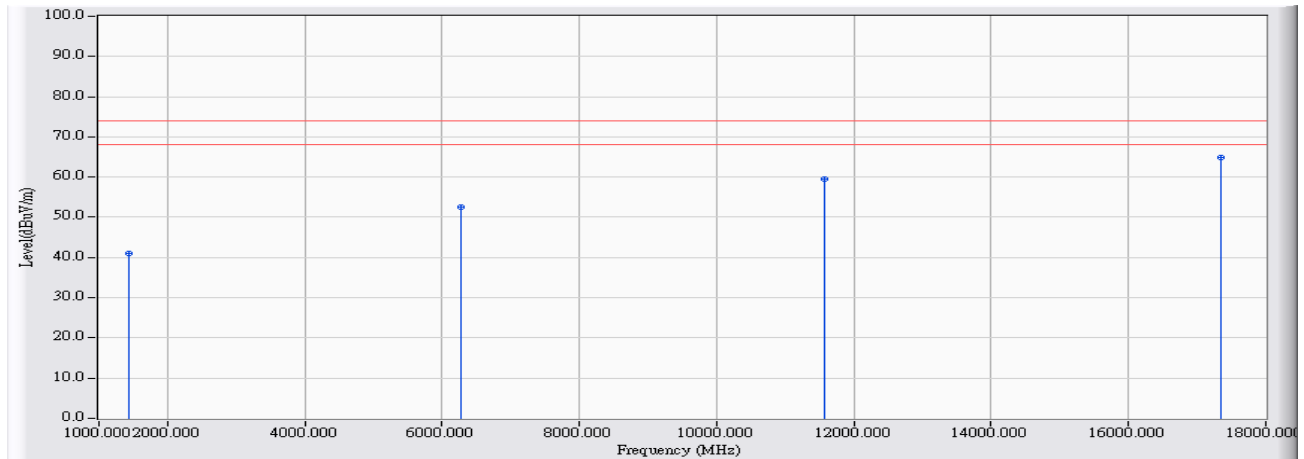


		Frequency (MHz)	Correct Factor (dB)	Reading Level (dBuV)	Measure Level (dBuV/m)	Margin (dB)	Limit (dBuV/m)	Detector Type
1	*	11490.000	24.702	20.980	45.682	-8.318	54.000	AVERAGE

Note:

1. All Readings below 1GHz are Quasi-Peak, above 1GHz are performed with peak and/or average measurements as necessary.
2. Peak measurements: RBW = 1MHz, VBW = 1MHz, Sweep: Auto.
3. Average measurements: RBW = 1MHz, VBW = 10 Hz, Sweep: Auto.
4. “ * ”, means this data is the worst emission level.
5. “ # ”, means the frequency is out of the restricted band.
6. Measurement Level = Reading Level + Correct Factor.
7. The average measurement was not performed when the peak measured data under the limit of average detection.

Site : CB4-H	Time : 2017/02/20
Limit : FCC_SpartC_15.209_03M_PK	Margin : 6
Probe : CB4-H_FCC_EFS_B432_1-18GHz_3M_1116 - HORIZONTAL	Power : AC 120V/60Hz
EUT : Wireless-AC2900 Dual Band Gigabit Router	Note : Mode 2: Tx_ADP: AD890326010-2LF_ MIMO Mode (802.11 n20/40)_ 802.11ac(20M)_ 5745MHz

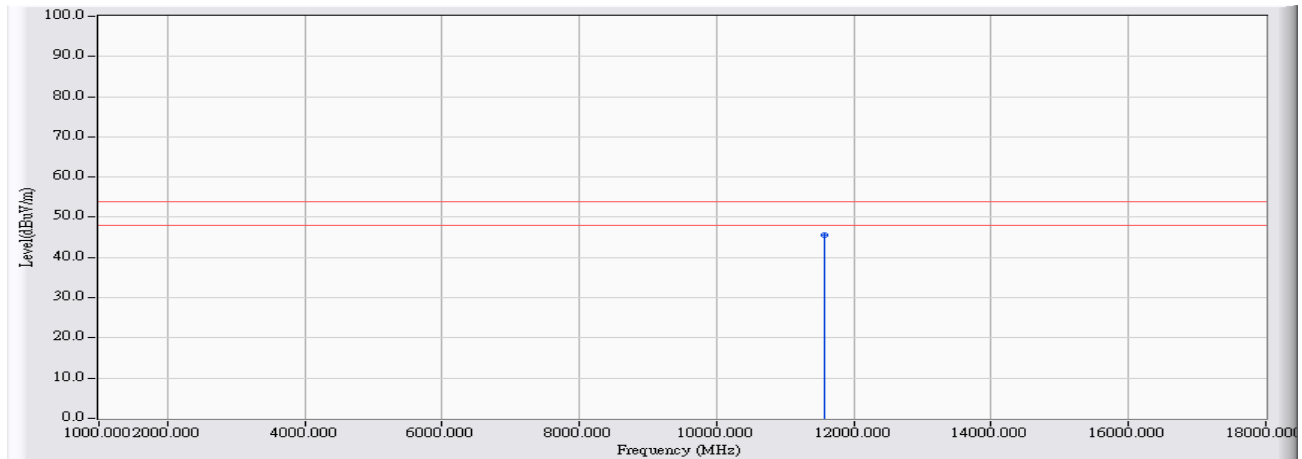


	Frequency (MHz)	Correct Factor (dB)	Reading Level (dBuV)	Measure Level (dBuV/m)	Margin (dB)	Limit (dBuV/m)	Detector Type
1	1442.000	-4.556	45.560	41.004	-32.996	74.000	PEAK
2	6270.000	11.209	41.260	52.469	-21.531	74.000	PEAK
3	11569.000	24.784	34.800	59.585	-14.415	74.000	PEAK
4	* 17355.000	31.739	33.250	64.988	-9.012	74.000	PEAK

Note:

1. All Readings below 1GHz are Quasi-Peak, above 1GHz are performed with peak and/or average measurements as necessary.
2. Peak measurements: RBW = 1MHz, VBW = 1MHz, Sweep: Auto.
3. Average measurements: RBW = 1MHz, VBW = 10 Hz, Sweep: Auto.
4. " * ", means this data is the worst emission level.
5. " # ", means the frequency is out of the restricted band.
6. Measurement Level = Reading Level + Correct Factor.
7. The average measurement was not performed when the peak measured data under the limit of average detection.

Site : CB4-H	Time : 2017/02/20
Limit : FCC_SpartC_15.209_03M_AV	Margin : 6
Probe : CB4-H_FCC_EFS_B432_1-18GHz_3M_1116 - HORIZONTAL	Power : AC 120V/60Hz
EUT : Wireless-AC2900 Dual Band Gigabit Router	Note : Mode 2: Tx_ADP: AD890326010-2LF_ MIMO Mode (802.11 n20/40)_ 802.11ac(20M)_ 5785MHz

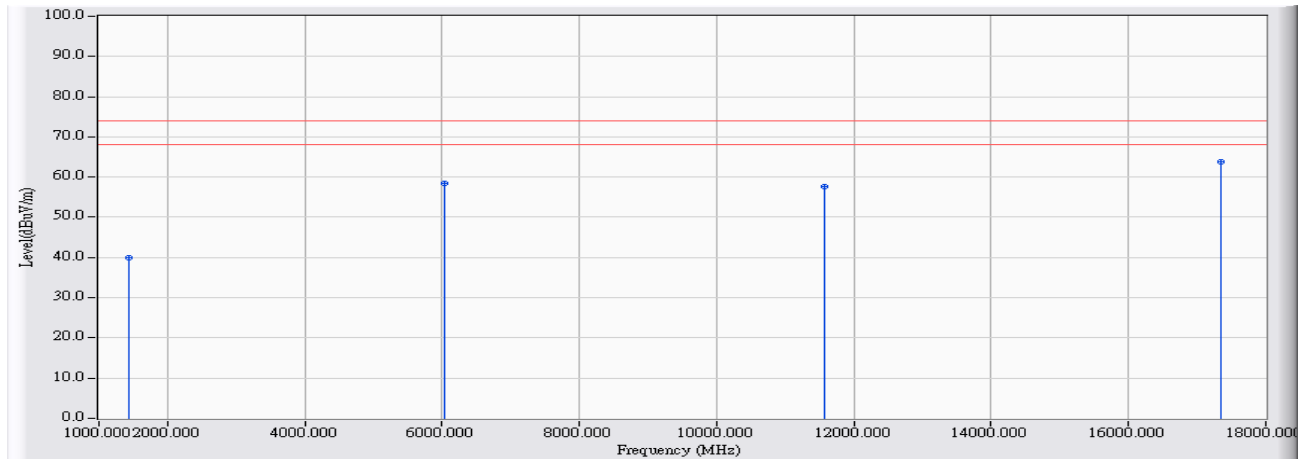


		Frequency (MHz)	Correct Factor (dB)	Reading Level (dBuV)	Measure Level (dBuV/m)	Margin (dB)	Limit (dBuV/m)	Detector Type
1	*	11569.000	24.784	20.760	45.545	-8.455	54.000	AVERAGE

Note:

1. All Readings below 1GHz are Quasi-Peak, above 1GHz are performed with peak and/or average measurements as necessary.
2. Peak measurements: RBW = 1MHz, VBW = 1MHz, Sweep: Auto.
3. Average measurements: RBW = 1MHz, VBW = 10 Hz, Sweep: Auto.
4. “ * ”, means this data is the worst emission level.
5. “ # ”, means the frequency is out of the restricted band.
6. Measurement Level = Reading Level + Correct Factor.
7. The average measurement was not performed when the peak measured data under the limit of average detection.

Site : CB4-H	Time : 2017/02/20
Limit : FCC_SpartC_15.209_03M_PK	Margin : 6
Probe : CB4-H_FCC_EFS_B432_1-18GHz_3M_1116 - VERTICAL	Power : AC 120V/60Hz
EUT : Wireless-AC2900 Dual Band Gigabit Router	Note : Mode 2: Tx_ADP: AD890326010-2LF_ MIMO Mode (802.11 n20/40)_ 802.11ac(20M)_ 5785MHz

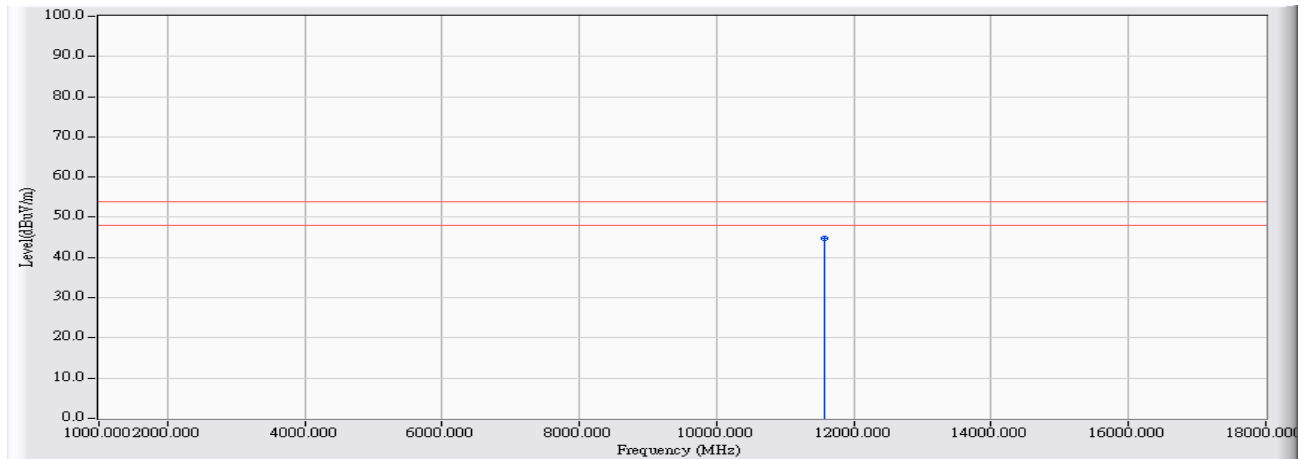


	Frequency (MHz)	Correct Factor (dB)	Reading Level (dBuV)	Measure Level (dBuV/m)	Margin (dB)	Limit (dBuV/m)	Detector Type
1	1442.000	-4.556	44.560	40.004	-33.996	74.000	PEAK
2	6032.000	9.676	48.740	58.416	-15.584	74.000	PEAK
3	11577.000	24.794	32.950	57.743	-16.257	74.000	PEAK
4	* 17348.000	31.752	31.940	63.692	-10.308	74.000	PEAK

Note:

1. All Readings below 1GHz are Quasi-Peak, above 1GHz are performed with peak and/or average measurements as necessary.
2. Peak measurements: RBW = 1MHz, VBW = 1MHz, Sweep: Auto.
3. Average measurements: RBW = 1MHz, VBW = 10 Hz, Sweep: Auto.
4. “ * ”, means this data is the worst emission level.
5. “ # ”, means the frequency is out of the restricted band.
6. Measurement Level = Reading Level + Correct Factor.
7. The average measurement was not performed when the peak measured data under the limit of average detection.

Site : CB4-H	Time : 2017/02/20
Limit : FCC_SpartC_15.209_03M_AV	Margin : 6
Probe : CB4-H_FCC_EFS_B432_1-18GHz_3M_1116 - VERTICAL	Power : AC 120V/60Hz
EUT : Wireless-AC2900 Dual Band Gigabit Router	Note : Mode 2: Tx_ADP: AD890326010-2LF_ MIMO Mode (802.11 n20/40)_ 802.11ac(20M)_ 5785MHz

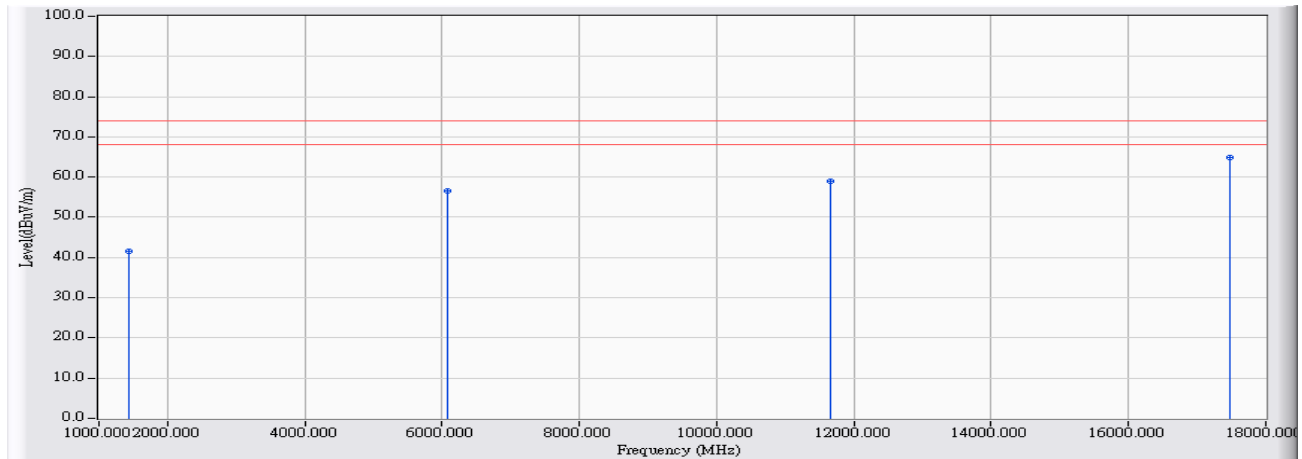


		Frequency (MHz)	Correct Factor (dB)	Reading Level (dBuV)	Measure Level (dBuV/m)	Margin (dB)	Limit (dBuV/m)	Detector Type
1	*	11569.000	24.784	19.860	44.645	-9.355	54.000	AVERAGE

Note:

1. All Readings below 1GHz are Quasi-Peak, above 1GHz are performed with peak and/or average measurements as necessary.
2. Peak measurements: RBW = 1MHz, VBW = 1MHz, Sweep: Auto.
3. Average measurements: RBW = 1MHz, VBW = 10 Hz, Sweep: Auto.
4. “ * ”, means this data is the worst emission level.
5. “ # ”, means the frequency is out of the restricted band.
6. Measurement Level = Reading Level + Correct Factor.
7. The average measurement was not performed when the peak measured data under the limit of average detection.

Site : CB4-H	Time : 2017/02/20
Limit : FCC_SpartC_15.209_03M_PK	Margin : 6
Probe : CB4-H_FCC_EFS_B432_1-18GHz_3M_1116 - HORIZONTAL	Power : AC 120V/60Hz
EUT : Wireless-AC2900 Dual Band Gigabit Router	Note : Mode 2: Tx_ADP: AD890326010-2LF_ MIMO Mode (802.11 n20/40)_ 802.11ac(20M)_ 5825MHz

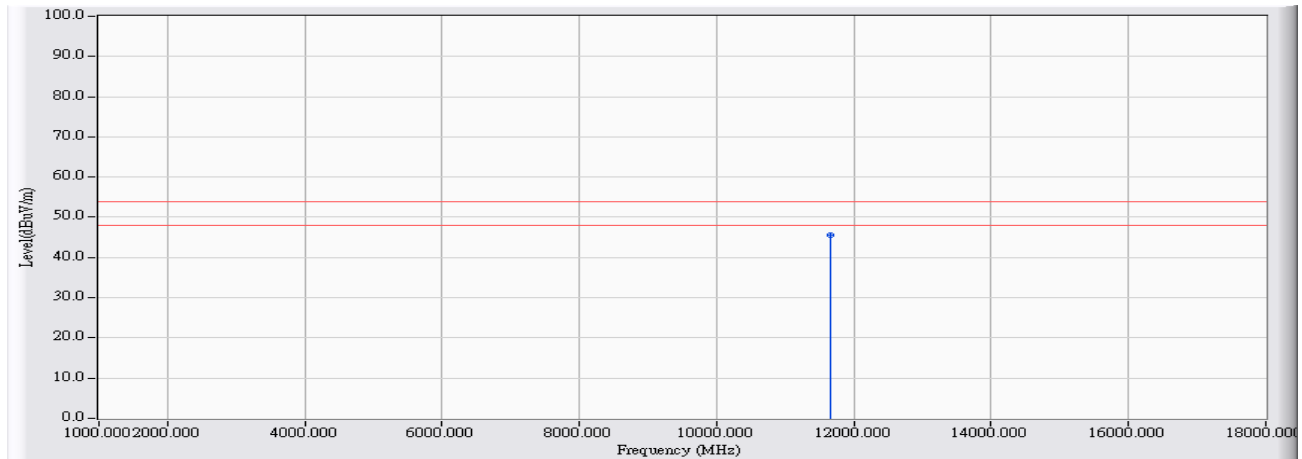


	Frequency (MHz)	Correct Factor (dB)	Reading Level (dBuV)	Measure Level (dBuV/m)	Margin (dB)	Limit (dBuV/m)	Detector Type
1	1442.000	-4.556	46.110	41.554	-32.446	74.000	PEAK
2	6074.000	9.947	46.570	56.517	-17.483	74.000	PEAK
3	11658.000	24.881	34.110	58.991	-15.009	74.000	PEAK
4	* 17479.000	31.501	33.290	64.790	-9.210	74.000	PEAK

Note:

1. All Readings below 1GHz are Quasi-Peak, above 1GHz are performed with peak and/or average measurements as necessary.
2. Peak measurements: RBW = 1MHz, VBW = 1MHz, Sweep: Auto.
3. Average measurements: RBW = 1MHz, VBW = 10 Hz, Sweep: Auto.
4. “ * ”, means this data is the worst emission level.
5. “ # ”, means the frequency is out of the restricted band.
6. Measurement Level = Reading Level + Correct Factor.
7. The average measurement was not performed when the peak measured data under the limit of average detection.

Site : CB4-H	Time : 2017/02/20
Limit : FCC_SpartC_15.209_03M_AV	Margin : 6
Probe : CB4-H_FCC_EFS_B432_1-18GHz_3M_1116 - HORIZONTAL	Power : AC 120V/60Hz
EUT : Wireless-AC2900 Dual Band Gigabit Router	Note : Mode 2: Tx_ADP: AD890326010-2LF_ MIMO Mode (802.11 n20/40)_ 802.11ac(20M)_ 5825MHz

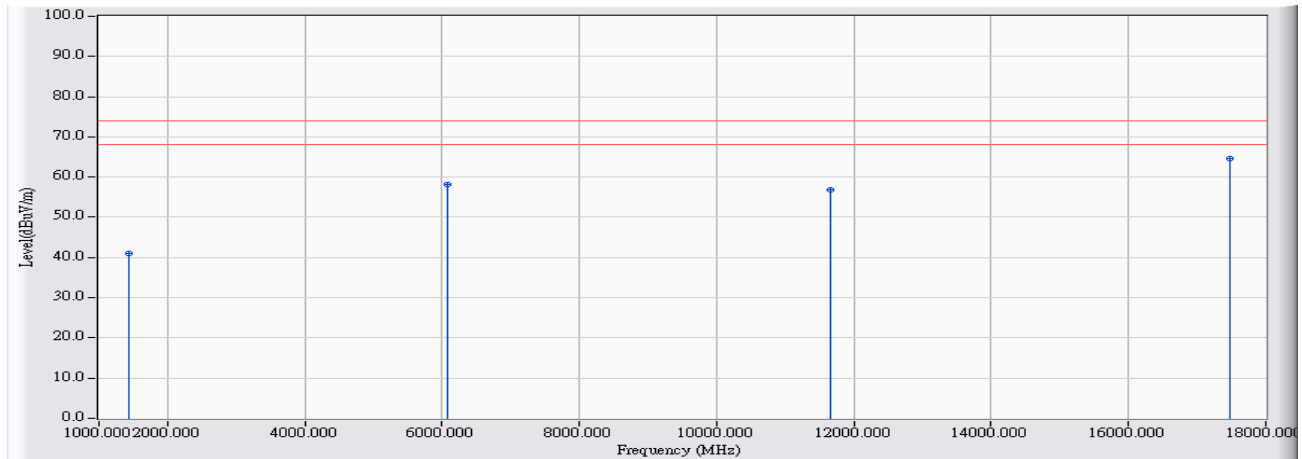


		Frequency (MHz)	Correct Factor (dB)	Reading Level (dBuV)	Measure Level (dBuV/m)	Margin (dB)	Limit (dBuV/m)	Detector Type
1	*	11650.000	24.872	20.730	45.602	-8.398	54.000	AVERAGE

Note:

1. All Readings below 1GHz are Quasi-Peak, above 1GHz are performed with peak and/or average measurements as necessary.
2. Peak measurements: RBW = 1MHz, VBW = 1MHz, Sweep: Auto.
3. Average measurements: RBW = 1MHz, VBW = 10 Hz, Sweep: Auto.
4. “ * ”, means this data is the worst emission level.
5. “ # ”, means the frequency is out of the restricted band.
6. Measurement Level = Reading Level + Correct Factor.
7. The average measurement was not performed when the peak measured data under the limit of average detection.

Site : CB4-H	Time : 2017/02/20
Limit : FCC_SpartC_15.209_03M_PK	Margin : 6
Probe : CB4-H_FCC_EFS_B432_1-18GHz_3M_1116 - VERTICAL	Power : AC 120V/60Hz
EUT : Wireless-AC2900 Dual Band Gigabit Router	Note : Mode 2: Tx_ADP: AD890326010-2LF_ MIMO Mode (802.11 n20/40)_ 802.11ac(20M)_ 5825MHz

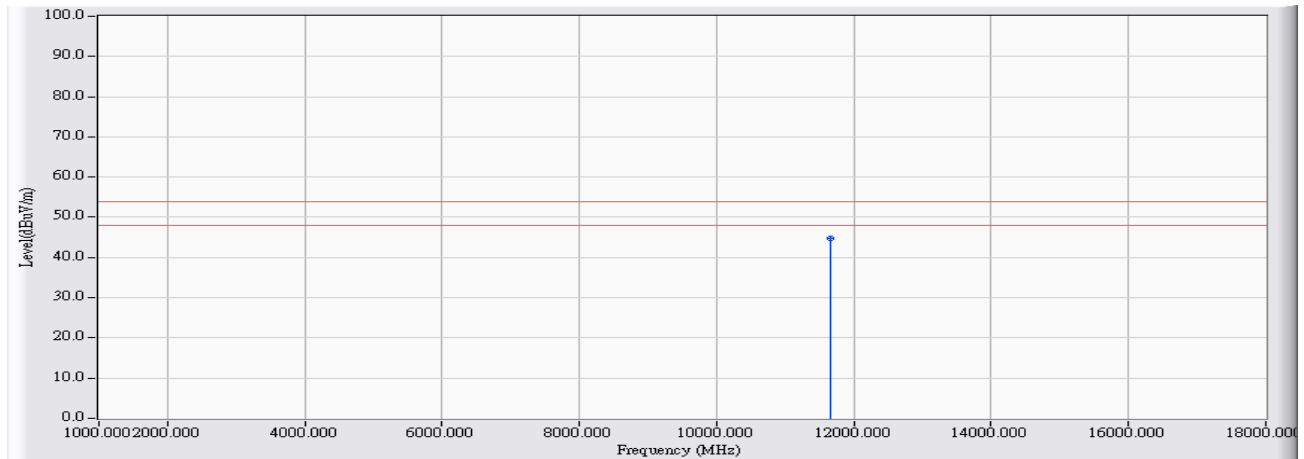


	Frequency (MHz)	Correct Factor (dB)	Reading Level (dBuV)	Measure Level (dBuV/m)	Margin (dB)	Limit (dBuV/m)	Detector Type
1	1442.000	-4.556	45.660	41.104	-32.896	74.000	PEAK
2	6074.000	9.947	48.110	58.057	-15.943	74.000	PEAK
3	11651.000	24.873	31.850	56.723	-13.277	74.000	PEAK
4	* 17468.000	31.521	33.010	64.531	-9.469	74.000	PEAK

Note:

1. All Readings below 1GHz are Quasi-Peak, above 1GHz are performed with peak and/or average measurements as necessary.
2. Peak measurements: RBW = 1MHz, VBW = 1MHz, Sweep: Auto.
3. Average measurements: RBW = 1MHz, VBW = 10 Hz, Sweep: Auto.
4. " * ", means this data is the worst emission level.
5. " # ", means the frequency is out of the restricted band.
6. Measurement Level = Reading Level + Correct Factor.
7. The average measurement was not performed when the peak measured data under the limit of average detection.

Site : CB4-H	Time : 2017/02/20
Limit : FCC_SpartC_15.209_03M_AV	Margin : 6
Probe : CB4-H_FCC_EFS_B432_1-18GHz_3M_1116 - VERTICAL	Power : AC 120V/60Hz
EUT : Wireless-AC2900 Dual Band Gigabit Router	Note : Mode 2: Tx_ADP: AD890326010-2LF_ MIMO Mode (802.11 n20/40)_ 802.11ac(20M)_ 5825MHz

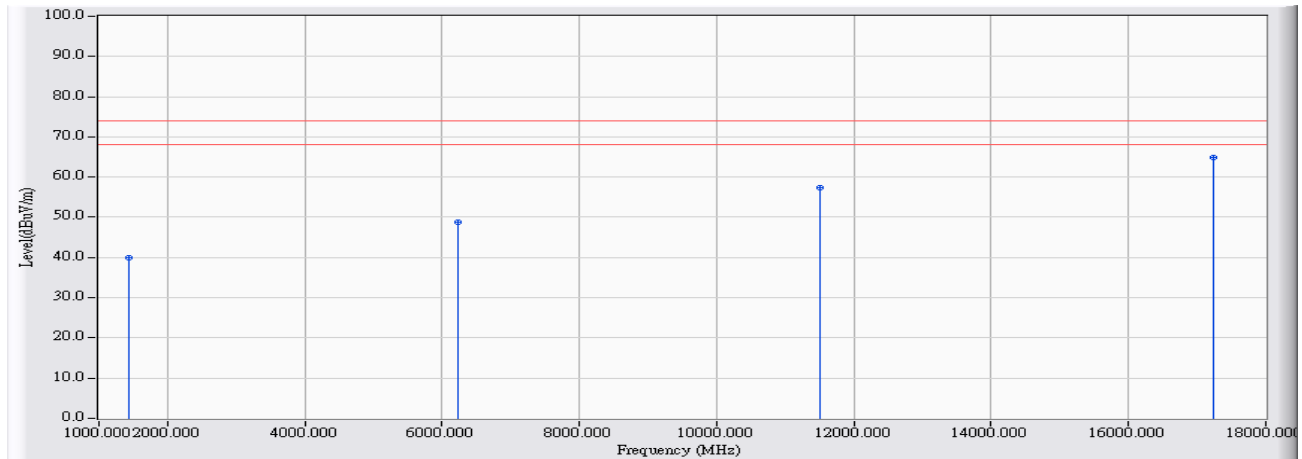


		Frequency (MHz)	Correct Factor (dB)	Reading Level (dBuV)	Measure Level (dBuV/m)	Margin (dB)	Limit (dBuV/m)	Detector Type
1	*	11649.000	24.871	19.920	44.791	-9.209	54.000	AVERAGE

Note:

1. All Readings below 1GHz are Quasi-Peak, above 1GHz are performed with peak and/or average measurements as necessary.
2. Peak measurements: RBW = 1MHz, VBW = 1MHz, Sweep: Auto.
3. Average measurements: RBW = 1MHz, VBW = 10 Hz, Sweep: Auto.
4. “ * ”, means this data is the worst emission level.
5. “ # ”, means the frequency is out of the restricted band.
6. Measurement Level = Reading Level + Correct Factor.
7. The average measurement was not performed when the peak measured data under the limit of average detection.

Site : CB4-H	Time : 2017/02/20
Limit : FCC_SpartC_15.209_03M_PK	Margin : 6
Probe : CB4-H_FCC_EFS_B432_1-18GHz_3M_1116 - HORIZONTAL	Power : AC 120V/60Hz
EUT : Wireless-AC2900 Dual Band Gigabit Router	Note : Mode 2: Tx_ADP: AD890326010-2LF_ MIMO Mode (802.11 n20/40)_ 802.11ac(40M)_ 5755MHz

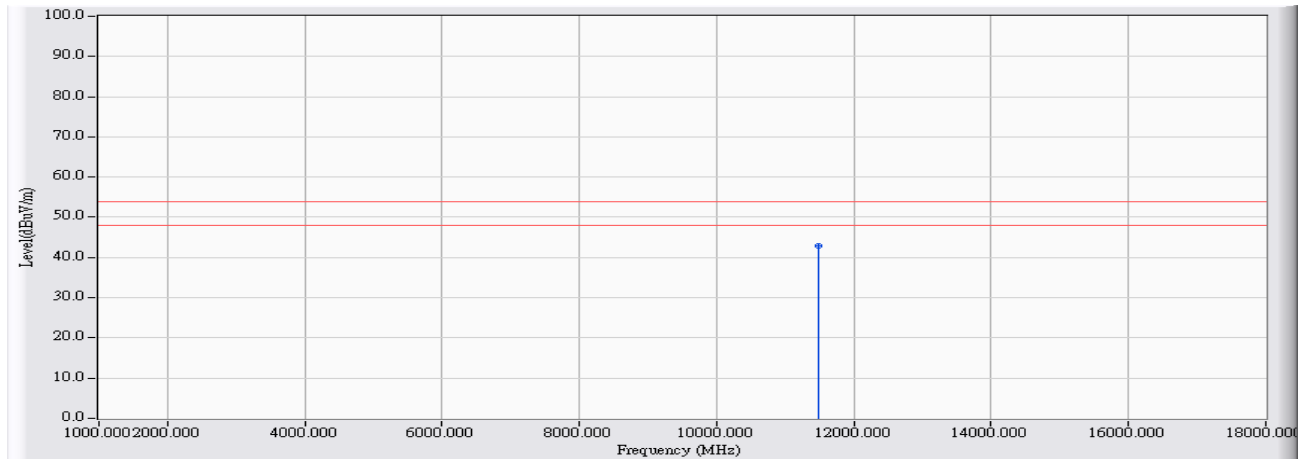


	Frequency (MHz)	Correct Factor (dB)	Reading Level (dBuV)	Measure Level (dBuV/m)	Margin (dB)	Limit (dBuV/m)	Detector Type
1	1442.000	-4.556	44.380	39.824	-34.176	74.000	PEAK
2	6236.000	10.989	37.920	48.910	-25.090	74.000	PEAK
3	11516.000	24.727	32.580	57.307	-16.693	74.000	PEAK
4	* 17244.000	31.951	32.940	64.891	-9.109	74.000	PEAK

Note:

1. All Readings below 1GHz are Quasi-Peak, above 1GHz are performed with peak and/or average measurements as necessary.
2. Peak measurements: RBW = 1MHz, VBW = 1MHz, Sweep: Auto.
3. Average measurements: RBW = 1MHz, VBW = 10 Hz, Sweep: Auto.
4. " * ", means this data is the worst emission level.
5. " # ", means the frequency is out of the restricted band.
6. Measurement Level = Reading Level + Correct Factor.
7. The average measurement was not performed when the peak measured data under the limit of average detection.

Site : CB4-H	Time : 2017/02/20
Limit : FCC_SpartC_15.209_03M_AV	Margin : 6
Probe : CB4-H_FCC_EFS_B432_1-18GHz_3M_1116 - HORIZONTAL	Power : AC 120V/60Hz
EUT : Wireless-AC2900 Dual Band Gigabit Router	Note : Mode 2: Tx_ADP: AD890326010-2LF_ MIMO Mode (802.11 n20/40)_ 802.11ac(40M)_ 5755MHz

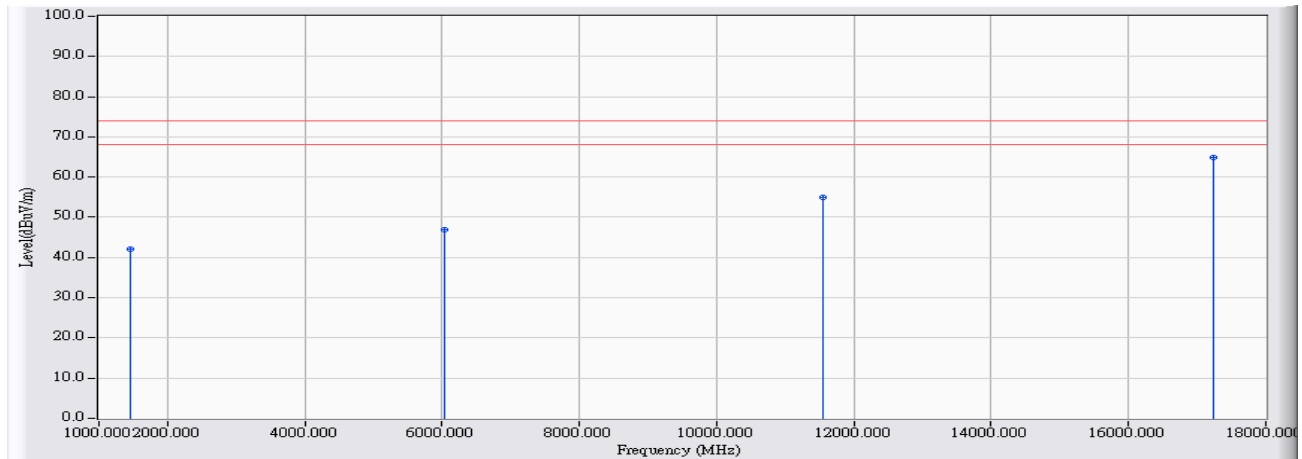


		Frequency (MHz)	Correct Factor (dB)	Reading Level (dBuV)	Measure Level (dBuV/m)	Margin (dB)	Limit (dBuV/m)	Detector Type
1	*	11487.000	24.699	18.290	42.989	-11.011	54.000	AVERAGE

Note:

1. All Readings below 1GHz are Quasi-Peak, above 1GHz are performed with peak and/or average measurements as necessary.
2. Peak measurements: RBW = 1MHz, VBW = 1MHz, Sweep: Auto.
3. Average measurements: RBW = 1MHz, VBW = 10 Hz, Sweep: Auto.
4. “ * ”, means this data is the worst emission level.
5. “ # ”, means the frequency is out of the restricted band.
6. Measurement Level = Reading Level + Correct Factor.
7. The average measurement was not performed when the peak measured data under the limit of average detection.

Site : CB4-H	Time : 2017/02/20
Limit : FCC_SpartC_15.209_03M_PK	Margin : 6
Probe : CB4-H_FCC_EFS_B432_1-18GHz_3M_1116 - VERTICAL	Power : AC 120V/60Hz
EUT : Wireless-AC2900 Dual Band Gigabit Router	Note : Mode 2: Tx_ADP: AD890326010-2LF_ MIMO Mode (802.11 n20/40)_ 802.11ac(40M)_ 5755MHz

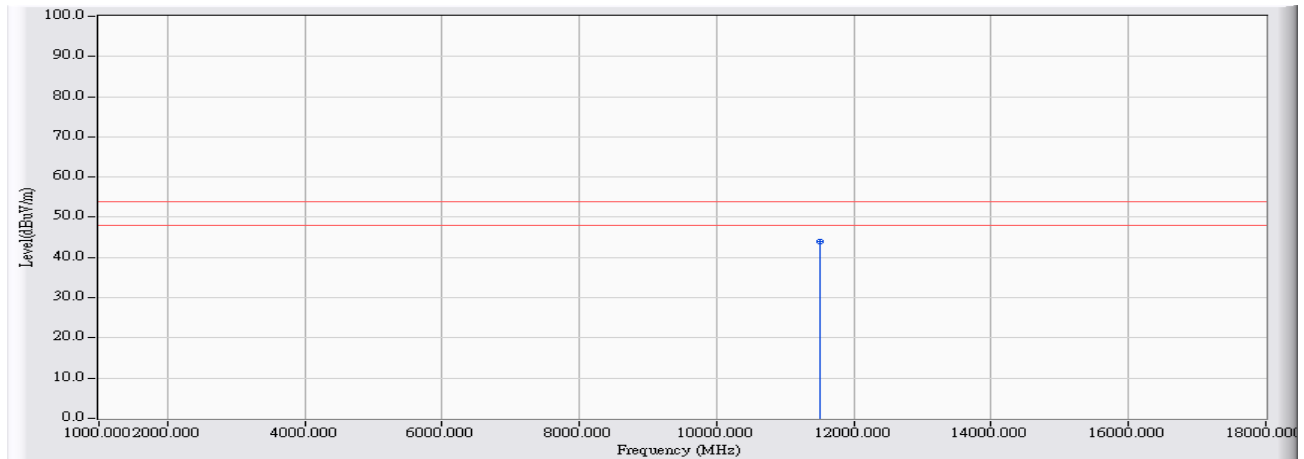


	Frequency (MHz)	Correct Factor (dB)	Reading Level (dBuV)	Measure Level (dBuV/m)	Margin (dB)	Limit (dBuV/m)	Detector Type
1	1450.000	-4.521	46.710	42.189	-31.811	74.000	PEAK
2	6032.000	9.676	37.310	46.986	-27.014	74.000	PEAK
3	11549.000	24.763	30.330	55.093	-18.907	74.000	PEAK
4	* 17232.000	31.975	32.800	64.775	-9.225	74.000	PEAK

Note:

1. All Readings below 1GHz are Quasi-Peak, above 1GHz are performed with peak and/or average measurements as necessary.
2. Peak measurements: RBW = 1MHz, VBW = 1MHz, Sweep: Auto.
3. Average measurements: RBW = 1MHz, VBW = 10 Hz, Sweep: Auto.
4. " * ", means this data is the worst emission level.
5. " # ", means the frequency is out of the restricted band.
6. Measurement Level = Reading Level + Correct Factor.
7. The average measurement was not performed when the peak measured data under the limit of average detection.

Site : CB4-H	Time : 2017/02/20
Limit : FCC_SpartC_15.209_03M_AV	Margin : 6
Probe : CB4-H_FCC_EFS_B432_1-18GHz_3M_1116 - VERTICAL	Power : AC 120V/60Hz
EUT : Wireless-AC2900 Dual Band Gigabit Router	Note : Mode 2: Tx_ADP: AD890326010-2LF_ MIMO Mode (802.11 n20/40)_ 802.11ac(40M)_ 5755MHz

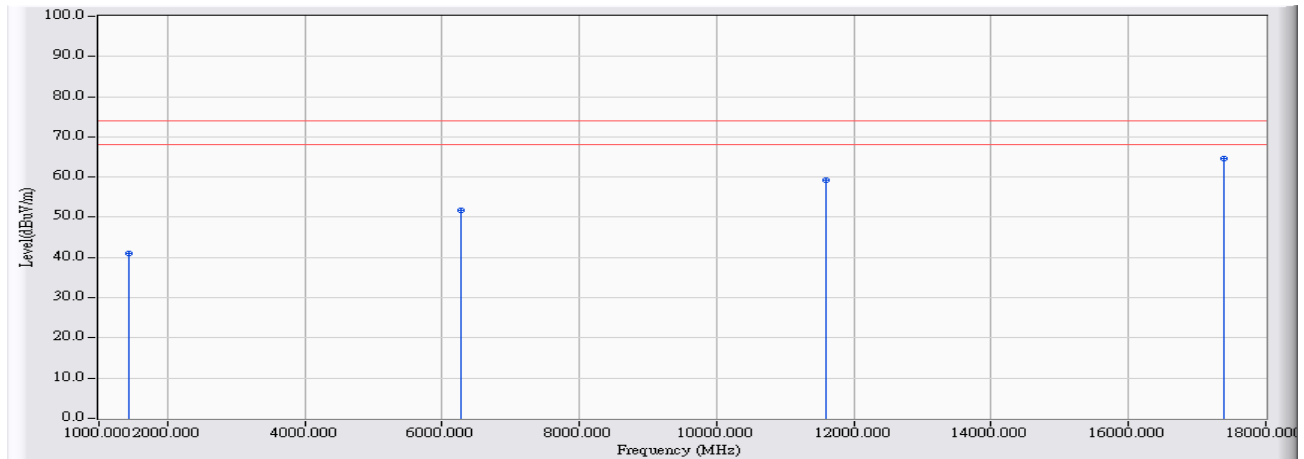


		Frequency (MHz)	Correct Factor (dB)	Reading Level (dBuV)	Measure Level (dBuV/m)	Margin (dB)	Limit (dBuV/m)	Detector Type
1	*	11512.000	24.723	19.320	44.043	-9.957	54.000	AVERAGE

Note:

1. All Readings below 1GHz are Quasi-Peak, above 1GHz are performed with peak and/or average measurements as necessary.
2. Peak measurements: RBW = 1MHz, VBW = 1MHz, Sweep: Auto.
3. Average measurements: RBW = 1MHz, VBW = 10 Hz, Sweep: Auto.
4. “ * ”, means this data is the worst emission level.
5. “ # ”, means the frequency is out of the restricted band.
6. Measurement Level = Reading Level + Correct Factor.
7. The average measurement was not performed when the peak measured data under the limit of average detection.

Site : CB4-H	Time : 2017/02/20
Limit : FCC_SpartC_15.209_03M_PK	Margin : 6
Probe : CB4-H_FCC_EFS_B432_1-18GHz_3M_1116 - HORIZONTAL	Power : AC 120V/60Hz
EUT : Wireless-AC2900 Dual Band Gigabit Router	Note : Mode 2: Tx_ADP: AD890326010-2LF_ MIMO Mode (802.11 n20/40)_ 802.11ac(40M)_ 5795MHz

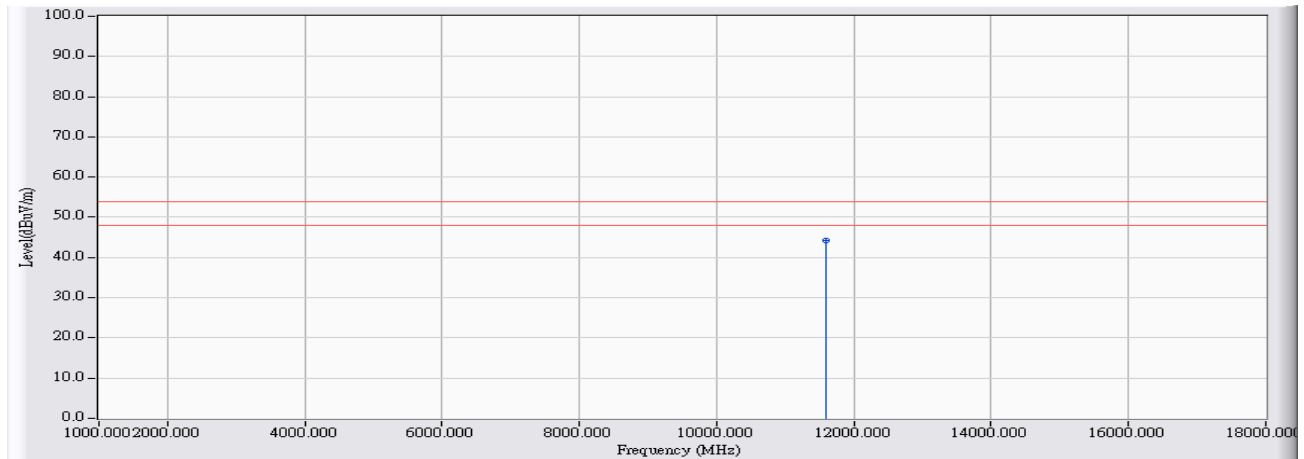


	Frequency (MHz)	Correct Factor (dB)	Reading Level (dBuV)	Measure Level (dBuV/m)	Margin (dB)	Limit (dBuV/m)	Detector Type
1	1442.000	-4.556	45.660	41.104	-32.896	74.000	PEAK
2	6278.000	11.260	40.580	51.840	-22.160	74.000	PEAK
3	11591.000	24.808	34.460	59.268	-14.732	74.000	PEAK
4	* 17383.000	31.685	33.050	64.735	-9.265	74.000	PEAK

Note:

1. All Readings below 1GHz are Quasi-Peak, above 1GHz are performed with peak and/or average measurements as necessary.
2. Peak measurements: RBW = 1MHz, VBW = 1MHz, Sweep: Auto.
3. Average measurements: RBW = 1MHz, VBW = 10 Hz, Sweep: Auto.
4. “ * ”, means this data is the worst emission level.
5. “ # ”, means the frequency is out of the restricted band.
6. Measurement Level = Reading Level + Correct Factor.
7. The average measurement was not performed when the peak measured data under the limit of average detection.

Site : CB4-H	Time : 2017/02/20
Limit : FCC_SpartC_15.209_03M_AV	Margin : 6
Probe : CB4-H_FCC_EFS_B432_1-18GHz_3M_1116 - HORIZONTAL	Power : AC 120V/60Hz
EUT : Wireless-AC2900 Dual Band Gigabit Router	Note : Mode 2: Tx_ADP: AD890326010-2LF_ MIMO Mode (802.11 n20/40)_ 802.11ac(40M)_ 5795MHz

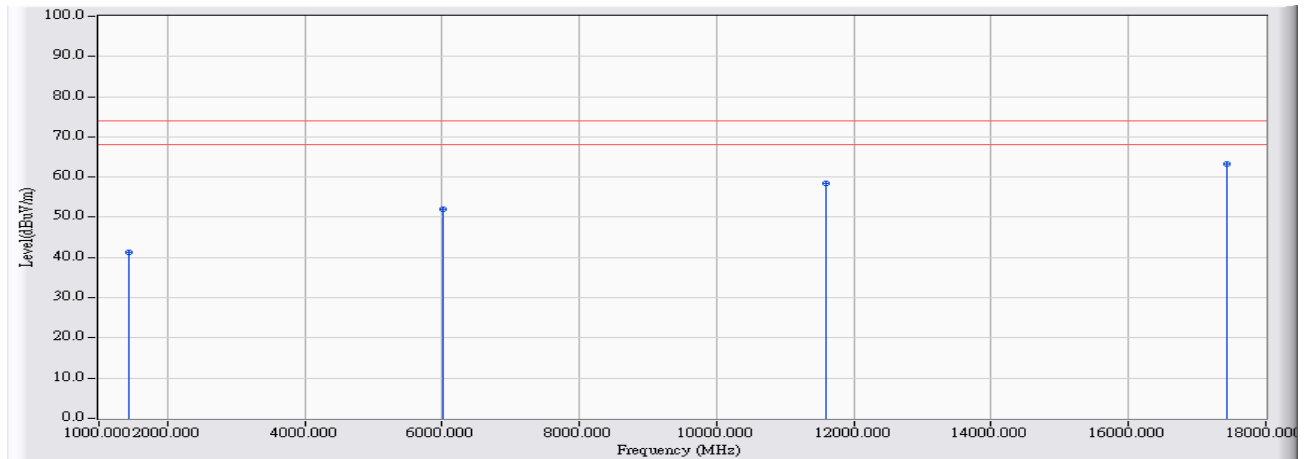


		Frequency (MHz)	Correct Factor (dB)	Reading Level (dBuV)	Measure Level (dBuV/m)	Margin (dB)	Limit (dBuV/m)	Detector Type
1	*	11589.000	24.806	19.450	44.256	-9.744	54.000	AVERAGE

Note:

1. All Readings below 1GHz are Quasi-Peak, above 1GHz are performed with peak and/or average measurements as necessary.
2. Peak measurements: RBW = 1MHz, VBW = 1MHz, Sweep: Auto.
3. Average measurements: RBW = 1MHz, VBW = 10 Hz, Sweep: Auto.
4. “ * ”, means this data is the worst emission level.
5. “ # ”, means the frequency is out of the restricted band.
6. Measurement Level = Reading Level + Correct Factor.
7. The average measurement was not performed when the peak measured data under the limit of average detection.

Site : CB4-H	Time : 2017/02/20
Limit : FCC_SpartC_15.209_03M_PK	Margin : 6
Probe : CB4-H_FCC_EFS_B432_1-18GHz_3M_1116 - VERTICAL	Power : AC 120V/60Hz
EUT : Wireless-AC2900 Dual Band Gigabit Router	Note : Mode 2: Tx_ADP: AD890326010-2LF_ MIMO Mode (802.11 n20/40)_ 802.11ac(40M)_ 5795MHz

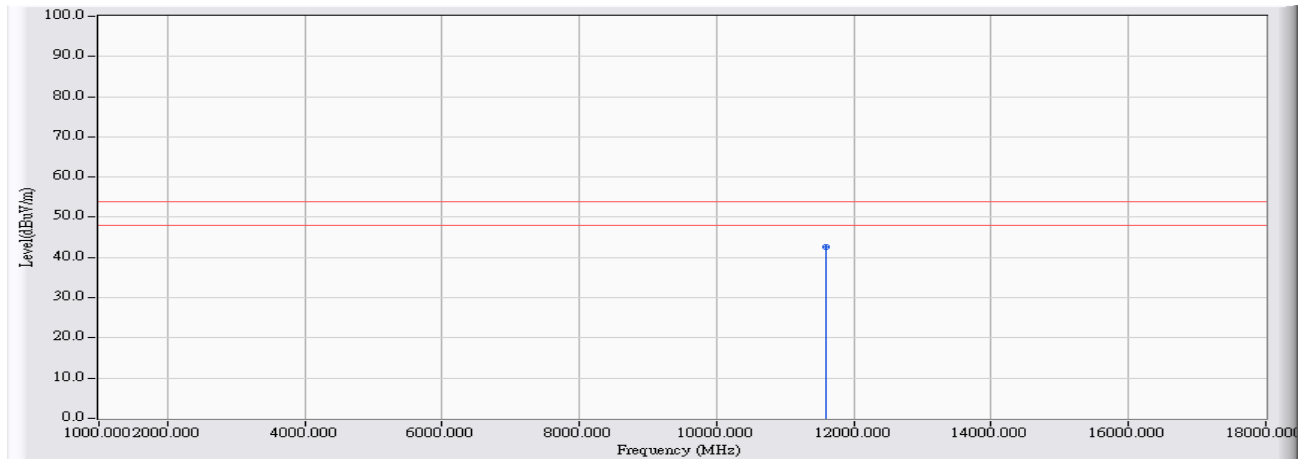


	Frequency (MHz)	Correct Factor (dB)	Reading Level (dBuV)	Measure Level (dBuV/m)	Margin (dB)	Limit (dBuV/m)	Detector Type
1	1442.000	-4.556	45.880	41.324	-32.676	74.000	PEAK
2	* 6015.000	9.566	42.550	52.117	-21.883	74.000	PEAK
3	11590.000	24.808	33.610	58.417	-15.583	74.000	PEAK
4	17423.000	31.608	31.650	63.258	-10.742	74.000	PEAK

Note:

1. All Readings below 1GHz are Quasi-Peak, above 1GHz are performed with peak and/or average measurements as necessary.
2. Peak measurements: RBW = 1MHz, VBW = 1MHz, Sweep: Auto.
3. Average measurements: RBW = 1MHz, VBW = 10 Hz, Sweep: Auto.
4. “ * ”, means this data is the worst emission level.
5. “ # ”, means the frequency is out of the restricted band.
6. Measurement Level = Reading Level + Correct Factor.
7. The average measurement was not performed when the peak measured data under the limit of average detection.

Site : CB4-H	Time : 2017/02/20
Limit : FCC_SpartC_15.209_03M_AV	Margin : 6
Probe : CB4-H_FCC_EFS_B432_1-18GHz_3M_1116 - VERTICAL	Power : AC 120V/60Hz
EUT : Wireless-AC2900 Dual Band Gigabit Router	Note : Mode 2: Tx_ADP: AD890326010-2LF_ MIMO Mode (802.11 n20/40)_ 802.11ac(40M)_ 5795MHz

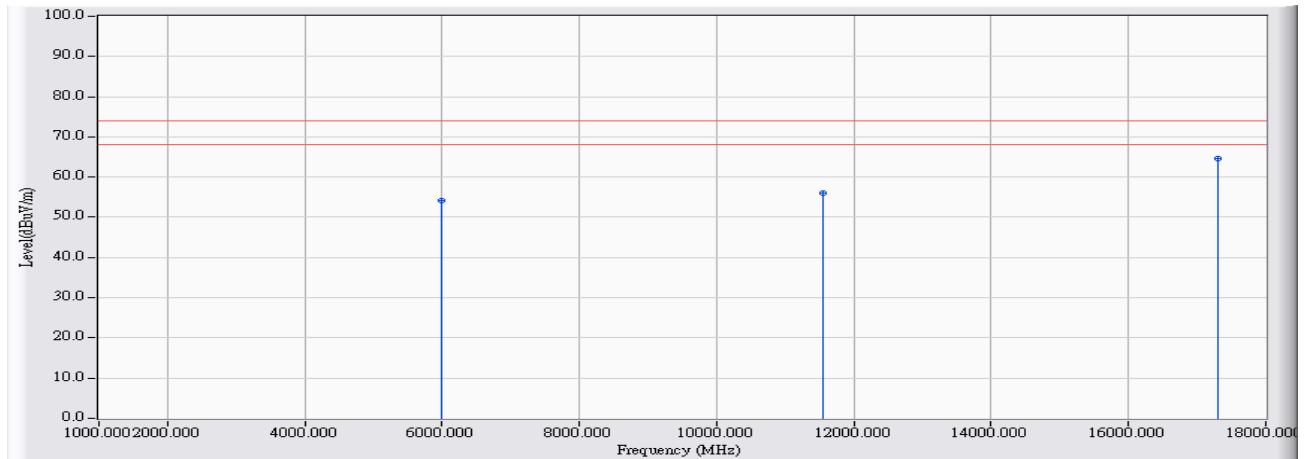


		Frequency (MHz)	Correct Factor (dB)	Reading Level (dBuV)	Measure Level (dBuV/m)	Margin (dB)	Limit (dBuV/m)	Detector Type
1	*	11589.000	24.806	17.860	42.666	-11.334	54.000	AVERAGE

Note:

1. All Readings below 1GHz are Quasi-Peak, above 1GHz are performed with peak and/or average measurements as necessary.
2. Peak measurements: RBW = 1MHz, VBW = 1MHz, Sweep: Auto.
3. Average measurements: RBW = 1MHz, VBW = 10 Hz, Sweep: Auto.
4. “ * ”, means this data is the worst emission level.
5. “ # ”, means the frequency is out of the restricted band.
6. Measurement Level = Reading Level + Correct Factor.
7. The average measurement was not performed when the peak measured data under the limit of average detection.

Site : CB4-H	Time : 2017/02/20
Limit : FCC_SpartC_15.209_03M_PK	Margin : 6
Probe : CB4-H_FCC_EFS_B432_1-18GHz_3M_1116 - HORIZONTAL	Power : AC 120V/60Hz
EUT : Wireless-AC2900 Dual Band Gigabit Router	Note : Mode 2: Tx_ADP: AD890326010-2LF_ MIMO Mode (802.11 n20/40)_ 802.11ac(80M)_ 5775MHz

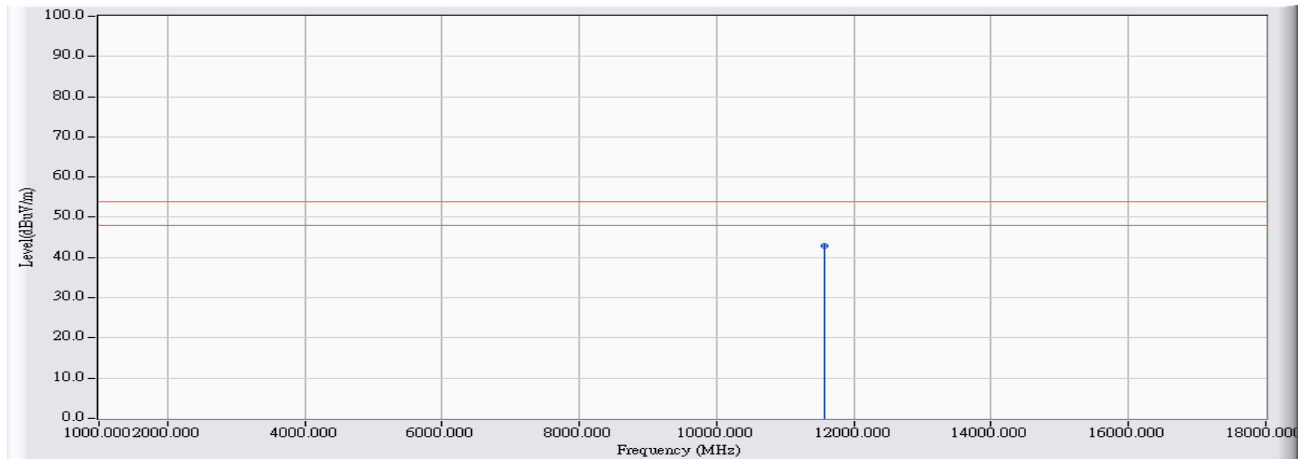


	Frequency (MHz)	Correct Factor (dB)	Reading Level (dBuV)	Measure Level (dBuV/m)	Margin (dB)	Limit (dBuV/m)	Detector Type
1	6000.000	9.477	44.760	54.237	-19.763	74.000	PEAK
2	11557.000	24.772	31.310	56.082	-17.918	74.000	PEAK
3	* 17312.000	31.821	32.660	64.481	-9.519	74.000	PEAK

Note:

1. All Readings below 1GHz are Quasi-Peak, above 1GHz are performed with peak and/or average measurements as necessary.
2. Peak measurements: RBW = 1MHz, VBW = 1MHz, Sweep: Auto.
3. Average measurements: RBW = 1MHz, VBW = 10 Hz, Sweep: Auto.
4. " * ", means this data is the worst emission level.
5. " # ", means the frequency is out of the restricted band.
6. Measurement Level = Reading Level + Correct Factor.
7. The average measurement was not performed when the peak measured data under the limit of average detection.

Site : CB4-H	Time : 2017/02/20
Limit : FCC_SpartC_15.209_03M_AV	Margin : 6
Probe : CB4-H_FCC_EFS_B432_1-18GHz_3M_1116 - HORIZONTAL	Power : AC 120V/60Hz
EUT : Wireless-AC2900 Dual Band Gigabit Router	Note : Mode 2: Tx_ADP: AD890326010-2LF_ MIMO Mode (802.11 n20/40)_ 802.11ac(80M)_ 5775MHz

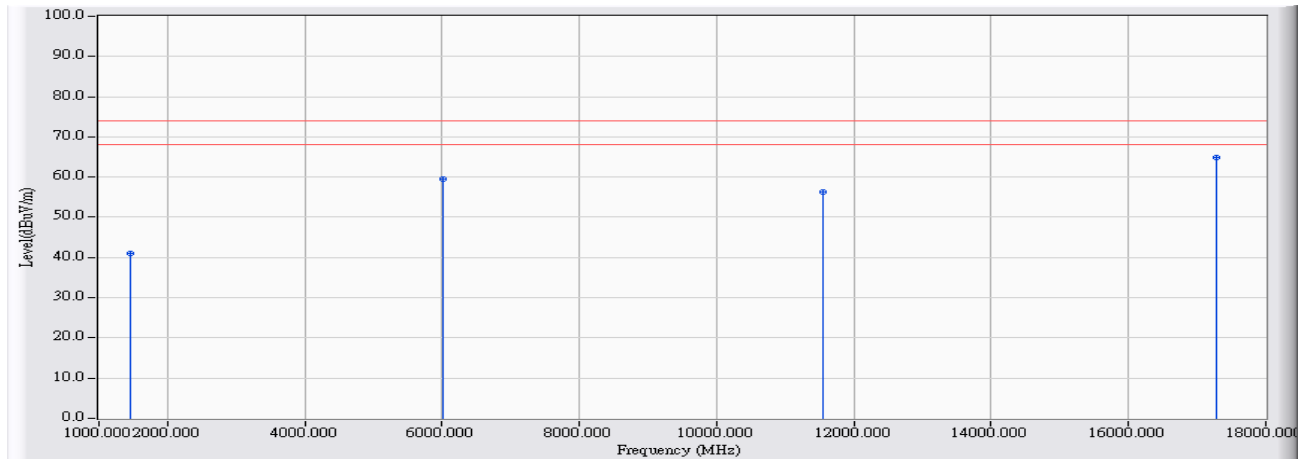


		Frequency (MHz)	Correct Factor (dB)	Reading Level (dBuV)	Measure Level (dBuV/m)	Margin (dB)	Limit (dBuV/m)	Detector Type
1	*	11561.000	24.776	18.090	42.866	-11.134	54.000	AVERAGE

Note:

1. All Readings below 1GHz are Quasi-Peak, above 1GHz are performed with peak and/or average measurements as necessary.
2. Peak measurements: RBW = 1MHz, VBW = 1MHz, Sweep: Auto.
3. Average measurements: RBW = 1MHz, VBW = 10 Hz, Sweep: Auto.
4. “ * ”, means this data is the worst emission level.
5. “ # ”, means the frequency is out of the restricted band.
6. Measurement Level = Reading Level + Correct Factor.
7. The average measurement was not performed when the peak measured data under the limit of average detection.

Site : CB4-H	Time : 2017/02/20
Limit : FCC_SpartC_15.209_03M_PK	Margin : 6
Probe : CB4-H_FCC_EFS_B432_1-18GHz_3M_1116 - VERTICAL	Power : AC 120V/60Hz
EUT : Wireless-AC2900 Dual Band Gigabit Router	Note : Mode 2: Tx_ADP: AD890326010-2LF_ MIMO Mode (802.11 n20/40)_ 802.11ac(80M)_ 5775MHz

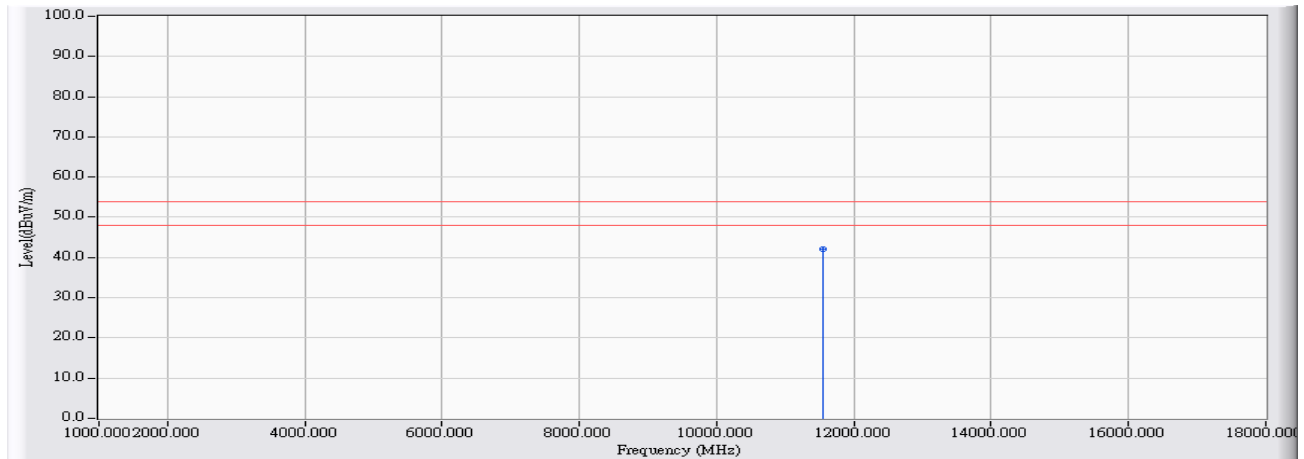


	Frequency (MHz)	Correct Factor (dB)	Reading Level (dBuV)	Measure Level (dBuV/m)	Margin (dB)	Limit (dBuV/m)	Detector Type
1	1450.000	-4.521	45.660	41.139	-32.861	74.000	PEAK
2	6006.000	9.513	49.980	59.493	-14.507	74.000	PEAK
3	11546.000	24.760	31.660	56.420	-18.580	74.000	PEAK
4	* 17276.000	31.890	32.860	64.750	-9.250	74.000	PEAK

Note:

1. All Readings below 1GHz are Quasi-Peak, above 1GHz are performed with peak and/or average measurements as necessary.
2. Peak measurements: RBW = 1MHz, VBW = 1MHz, Sweep: Auto.
3. Average measurements: RBW = 1MHz, VBW = 10 Hz, Sweep: Auto.
4. " * ", means this data is the worst emission level.
5. " # ", means the frequency is out of the restricted band.
6. Measurement Level = Reading Level + Correct Factor.
7. The average measurement was not performed when the peak measured data under the limit of average detection.

Site : CB4-H	Time : 2017/02/20
Limit : FCC_SpartC_15.209_03M_AV	Margin : 6
Probe : CB4-H_FCC_EFS_B432_1-18GHz_3M_1116 - VERTICAL	Power : AC 120V/60Hz
EUT : Wireless-AC2900 Dual Band Gigabit Router	Note : Mode 2: Tx_ADP: AD890326010-2LF_ MIMO Mode (802.11 n20/40)_ 802.11ac(80M)_ 5775MHz



		Frequency (MHz)	Correct Factor (dB)	Reading Level (dBuV)	Measure Level (dBuV/m)	Margin (dB)	Limit (dBuV/m)	Detector Type
1	*	11549.000	24.763	17.391	42.154	-11.846	54.000	AVERAGE

Note:

1. All Readings below 1GHz are Quasi-Peak, above 1GHz are performed with peak and/or average measurements as necessary.
2. Peak measurements: RBW = 1MHz, VBW = 1MHz, Sweep: Auto.
3. Average measurements: RBW = 1MHz, VBW = 10 Hz, Sweep: Auto.
4. “ * ”, means this data is the worst emission level.
5. “ # ”, means the frequency is out of the restricted band.
6. Measurement Level = Reading Level + Correct Factor.
7. The average measurement was not performed when the peak measured data under the limit of average detection.

7. Band Edge

7.1. Test Equipment

The following test equipments are used during the band edge tests:

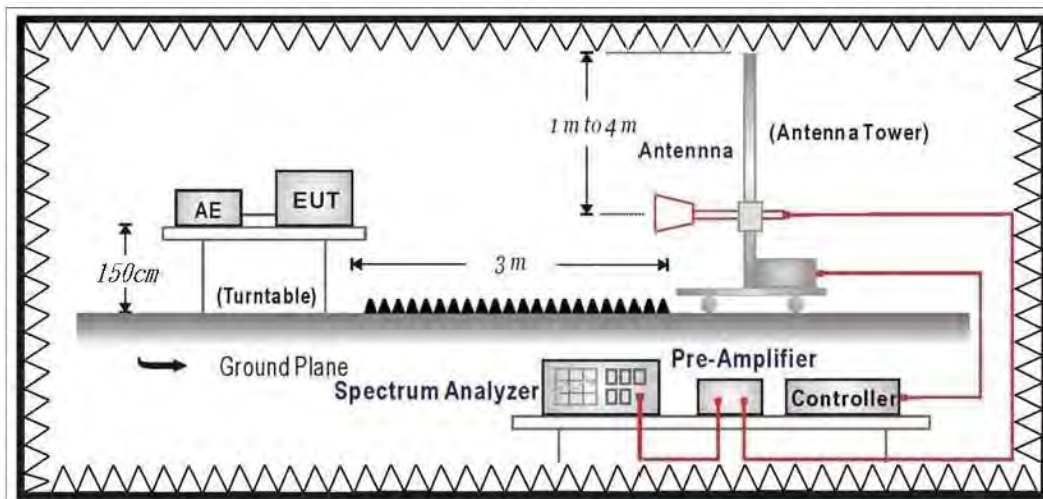
Band Edge / CB4-H

Instrument	Manufacturer	Model No.	Serial No	Next Cal. Date
Horn Antenna	Schwarzbeck	BBHA 9120	D312	2017/10/25
Signal & Spectrum Analyzer	R&S	FSV40	101049	2018/01/22

Note: All equipments that need to calibrate are with calibration period of 1 year.

7.2. Test Setup

RF Radiated Measurement:



7.3. Limits

➤ General Radiated Emission Limits

The provisions of Section 15.205 of this part apply to intentional radiators operating under this section. Radiated emissions which fall in the restricted bands, as defined in Section 15.205, must also comply with the radiated emission limits specified in Section 15.209:

FCC Part 15 Subpart C Paragraph 15.209 Limits		
Frequency MHz	uV/m @3m	dBuV/m@3m
30 - 88	100	40
88 - 216	150	43.5
216 - 960	200	46
Above 960	500	54

Remark:

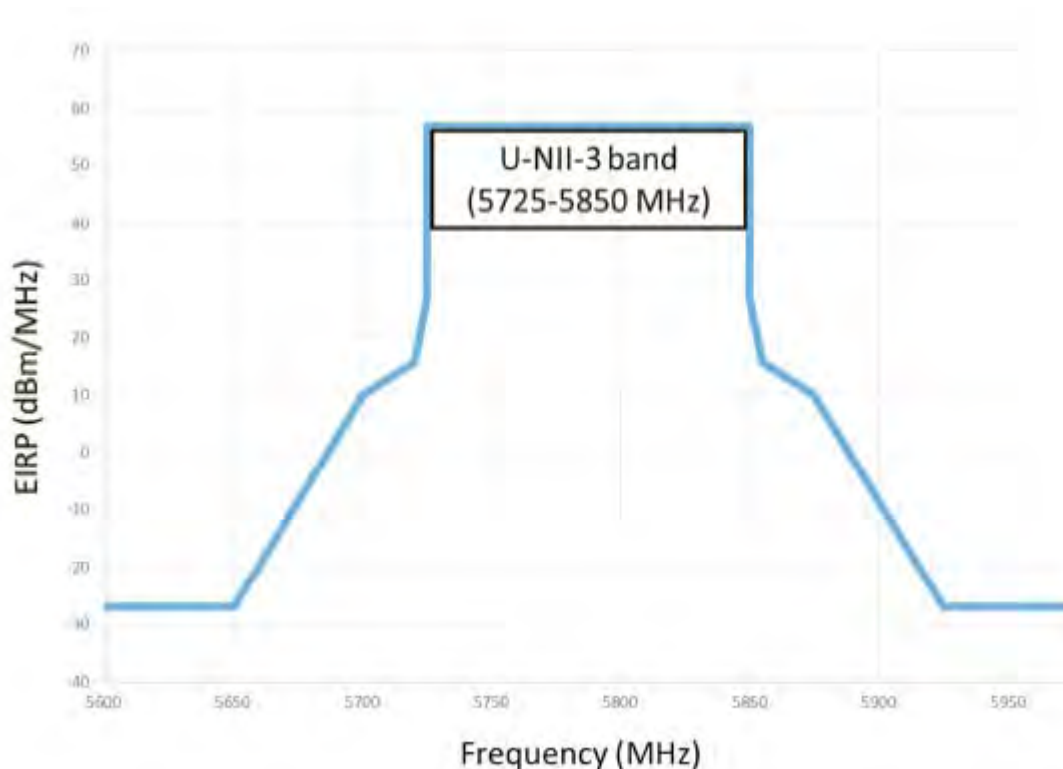
1. RF Voltage (dBuV) = 20 log RF Voltage (uV)
2. In the Above Table, the tighter limit applies at the band edges.
3. Distance refers to the distance in meters between the measuring instrument antenna and the closed point of any part of the device or system.

➤ Unwanted Emission out of the restricted bands Limits

FCC Part 15 Subpart E Paragraph 15.407(b) Limits		
Frequency (MHz)	EIRP Limit (dBm)	Equivalent Field Strength (dBuV/m@3m)
5150 - 5250	-27	68.3
5250 - 5350	-27	68.3
5470 - 5725	-27	68.3
5725 - 5850	-27 (Note1)	68.3
	-17 (Note2)	78.3

4. For transmitters operating in the 5.725-5.85 GHz band

- (i) All emissions shall be limited to a level of -27 dBm/MHz at 75 MHz or more above or below the band edge increasing linearly to 10 dBm/MHz at 25 MHz above or below the band edge, and from 25 MHz above or below the band edge increasing linearly to a level of 15.6 dBm/MHz at 5 MHz above or below the band edge, and from 5 MHz above or below the band edge increasing linearly to a level of 27dBm/MHz at the band edge.
- (ii) Devices certified before March 2, 2017 with antenna gain greater than 10 dBi may demonstrate compliance with the emission limits in Section 15.247(d), but manufacturing, marketing and importing of devices certified under this alternative must cease by March 2, 2018. Devices certified before March 2, 2018 with antenna gain of 10 dBi or less may demonstrate compliance with the emission limits in Section 15.247(d), but manufacturing, marketing and importing of devices certified under this alternative must cease before March 2, 2020.



Remark:

1. For frequencies more than 10 MHz above or below the band edges.
2. For frequency range from the band edges to 10 MHz above or below the band edges.
3.
$$\mu\text{V/m} = \frac{1000000 \sqrt{30 \times EIRP}}{3}$$
, RF Voltage (dBuV/m) = 20 log RF Voltage (uV/m)

7.4. Test Procedure

The EUT and its simulators are placed on a turn table which is 0.8 meter above ground. The turn table can rotate 360 degrees to determine the position of the maximum emission level. The EUT was positioned such that the distance from antenna to the EUT was 3 meters.

The antenna can move up and down between 1 meter and 4 meters to find out the maximum emission level.

Both horizontal and vertical polarization of the antenna are set on measurement. In order to find the maximum emission, all of the interface cables must be manipulated according to ANSI C63.10: 2013 on radiated measurement.

The bandwidth below 1GHz setting on the field strength meter is 120 KHz, above 1GHz are 1 MHz.

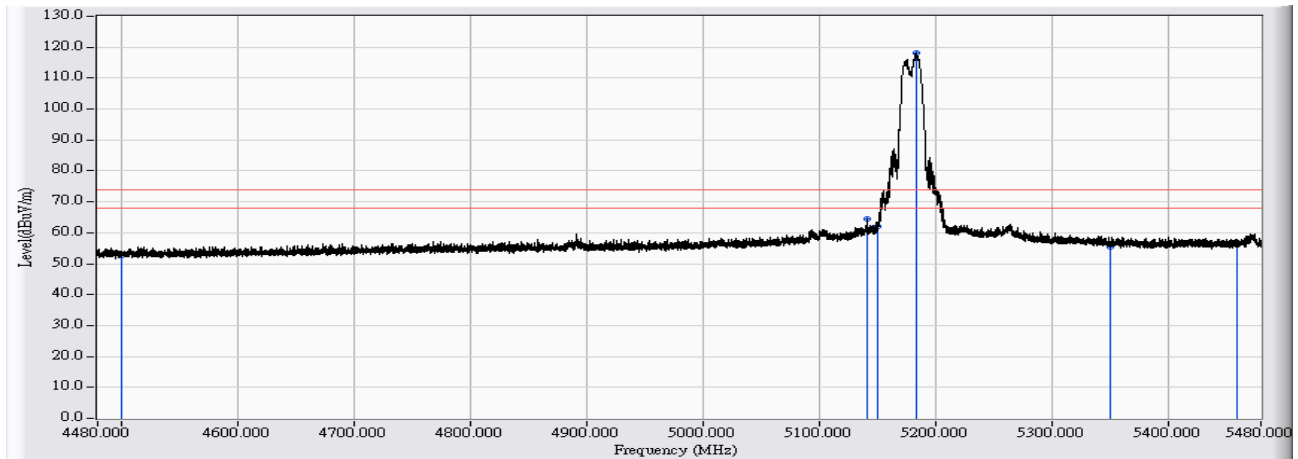
7.5. Uncertainty

The measurement uncertainty is defined as $\pm 3.65\text{dB}$

7.6. Test Result

Radiated is defined as

Site : CB4-H	Time : 2017/02/15
Limit : FCC_SpartC_15.209_03M_PK	Margin : 6
Probe : CB4-H_FCC_EFS_B091_1-18GHz_3M_0117 - HORIZONTAL	Power : AC 120V/60Hz
EUT : Wireless-AC2900 Dual Band Gigabit Router	Note : Mode 1: Tx_ADP: AD890326010-2LF_ CDD Mode (802.11 a)_ 802.11a_5180MHz

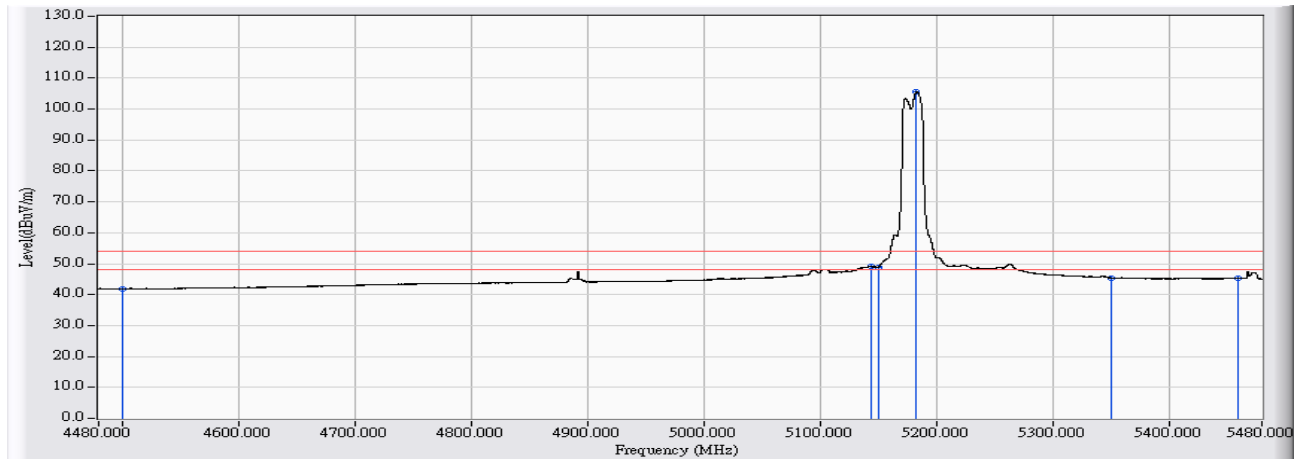


	Frequency (MHz)	Correct Factor (dB)	Reading Level (dBuV)	Measure Level (dBuV/m)	Margin (dB)	Limit (dBuV/m)	Detector Type
1	4500.000	22.335	30.123	52.458	-21.542	74.000	PEAK
2	* 5141.234	24.037	40.358	64.396	-9.604	74.000	PEAK
3	5150.000	24.053	37.918	61.971	-12.029	74.000	PEAK
4	5183.330	24.164	94.102	118.266	--	--	PEAK
5	5350.000	24.342	31.101	55.443	-18.557	74.000	PEAK
6	5460.000	24.289	32.427	56.716	-17.284	74.000	PEAK

Note:

1. All readings above 1GHz are performed with peak and/or average measurements as necessary.
2. Peak measurements: RBW = 1MHz, VBW = 1MHz, Sweep: Auto.
3. Average measurements: RBW = 1MHz, VBW = 10 Hz, Sweep: Auto.
4. “ * ”, means this data is the worst emission level.
5. Measurement Level = Reading Level + Correct Factor.
6. The average measurement was not performed when the peak measured data under the limit of average detection.

Site : CB4-H	Time : 2017/02/15
Limit : FCC_SpartC_15.209_03M_AV	Margin : 6
Probe : CB4-H_FCC_EFS_B091_1-18GHz_3M_0117 - HORIZONTAL	Power : AC 120V/60Hz
EUT : Wireless-AC2900 Dual Band Gigabit Router	Note : Mode 1: Tx_ADP: AD890326010-2LF_ CDD Mode (802.11 a)_ 802.11a_5180MHz

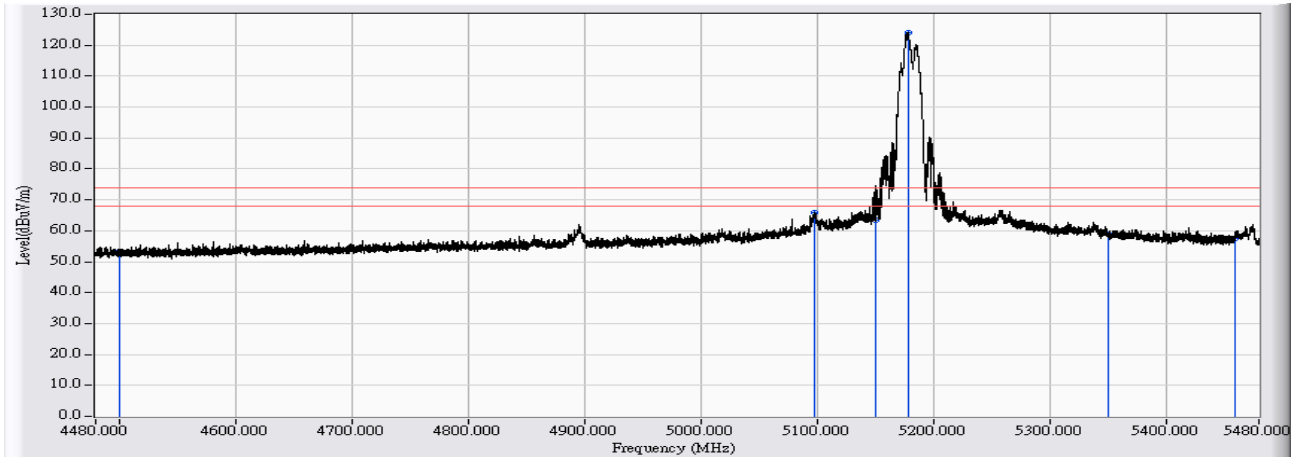


	Frequency (MHz)	Correct Factor (dB)	Reading Level (dBuV)	Measure Level (dBuV/m)	Margin (dB)	Limit (dBuV/m)	Detector Type
1	4500.000	22.335	19.624	41.959	-12.041	54.000	AVERAGE
2	* 5143.534	24.041	25.004	49.046	-4.954	54.000	AVERAGE
3	5150.000	24.053	24.865	48.918	-5.082	54.000	AVERAGE
4	5183.130	24.164	81.602	105.766	--	--	AVERAGE
5	5350.000	24.342	21.059	45.401	-8.599	54.000	AVERAGE
6	5460.000	24.289	21.010	45.299	-8.701	54.000	AVERAGE

Note:

1. All readings above 1GHz are performed with peak and/or average measurements as necessary.
2. Peak measurements: RBW = 1MHz, VBW = 1MHz, Sweep: Auto.
3. Average measurements: RBW = 1MHz, VBW = 10 Hz, Sweep: Auto.
4. “ * ”, means this data is the worst emission level.
5. Measurement Level = Reading Level + Correct Factor.
6. The average measurement was not performed when the peak measured data under the limit of average detection.

Site : CB4-H	Time : 2017/02/15
Limit : FCC_SpartC_15.209_03M_PK	Margin : 6
Probe : CB4-H_FCC_EFS_B091_1-18GHz_3M_0117 - VERTICAL	Power : AC 120V/60Hz
EUT : Wireless-AC2900 Dual Band Gigabit Router	Note : Mode 1: Tx_ADP: AD890326010-2LF_CDD Mode (802.11 a)_ 802.11a_5180MHz

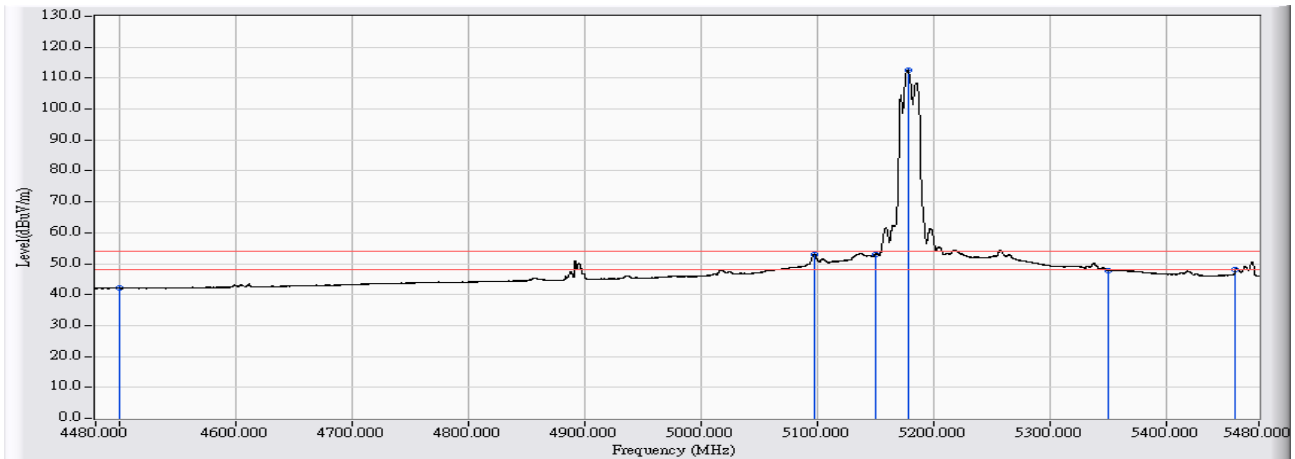


	Frequency (MHz)	Correct Factor (dB)	Reading Level (dBuV)	Measure Level (dBuV/m)	Margin (dB)	Limit (dBuV/m)	Detector Type
1	4500.000	22.335	30.936	53.271	-20.729	74.000	PEAK
2	* 5097.438	23.975	41.917	65.891	-8.109	74.000	PEAK
3	5150.000	24.053	39.411	63.464	-10.536	74.000	PEAK
4	5178.230	24.147	99.929	124.076	--	--	PEAK
5	5350.000	24.342	34.467	58.809	-15.191	74.000	PEAK
6	5460.000	24.289	33.348	57.637	-16.363	74.000	PEAK

Note:

1. All readings above 1GHz are performed with peak and/or average measurements as necessary.
2. Peak measurements: RBW = 1MHz, VBW = 1MHz, Sweep: Auto.
3. Average measurements: RBW = 1MHz, VBW = 10 Hz, Sweep: Auto.
4. “ * ”, means this data is the worst emission level.
5. Measurement Level = Reading Level + Correct Factor.
6. The average measurement was not performed when the peak measured data under the limit of average detection.

Site : CB4-H	Time : 2017/02/15
Limit : FCC_SpartC_15.209_03M_AV	Margin : 6
Probe : CB4-H_FCC_EFS_B091_1-18GHz_3M_0117 - VERTICAL	Power : AC 120V/60Hz
EUT : Wireless-AC2900 Dual Band Gigabit Router	Note : Mode 1: Tx_ADP: AD890326010-2LF_CDD Mode (802.11 a)_ 802.11a_5180MHz

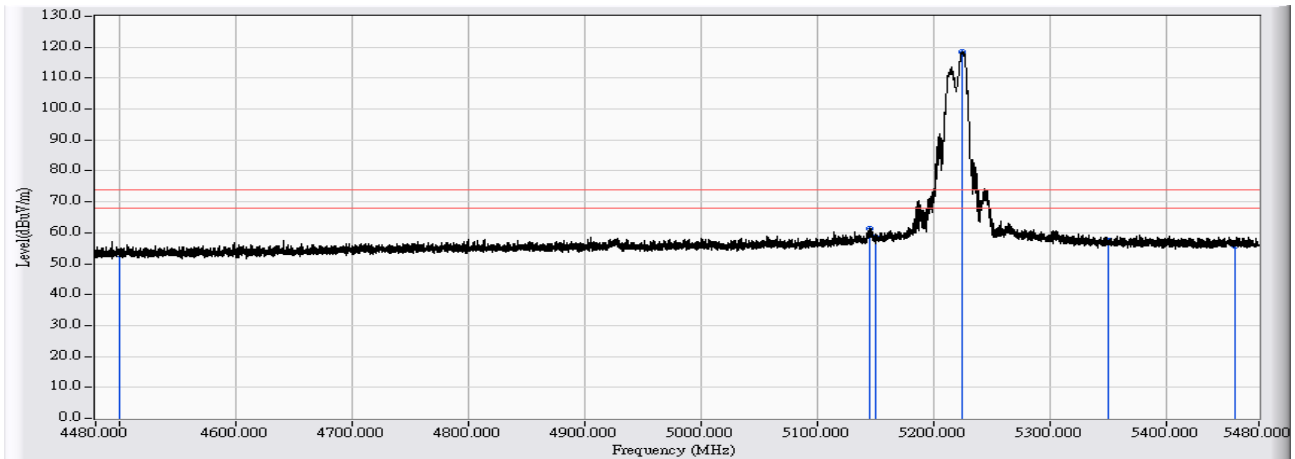


	Frequency (MHz)	Correct Factor (dB)	Reading Level (dBuV)	Measure Level (dBuV/m)	Margin (dB)	Limit (dBuV/m)	Detector Type
1	4500.000	22.335	19.738	42.073	-11.927	54.000	AVERAGE
2	5097.838	23.974	28.932	52.906	-1.094	54.000	AVERAGE
3	* 5150.000	24.053	28.875	52.928	-1.072	54.000	AVERAGE
4	5178.130	24.147	88.577	112.724	--	--	AVERAGE
5	5350.000	24.342	23.544	47.886	-6.114	54.000	AVERAGE
6	5460.000	24.289	23.706	47.995	-6.005	54.000	AVERAGE

Note:

1. All readings above 1GHz are performed with peak and/or average measurements as necessary.
2. Peak measurements: RBW = 1MHz, VBW = 1MHz, Sweep: Auto.
3. Average measurements: RBW = 1MHz, VBW = 10 Hz, Sweep: Auto.
4. “ * ”, means this data is the worst emission level.
5. Measurement Level = Reading Level + Correct Factor.
6. The average measurement was not performed when the peak measured data under the limit of average detection.

Site : CB4-H	Time : 2017/02/15
Limit : FCC_SpartC_15.209_03M_PK	Margin : 6
Probe : CB4-H_FCC_EFS_B091_1-18GHz_3M_0117 - HORIZONTAL	Power : AC 120V/60Hz
EUT : Wireless-AC2900 Dual Band Gigabit Router	Note : Mode 1: Tx_ADP: AD890326010-2LF_ CDD Mode (802.11 a)_ 802.11a_ 5220MHz

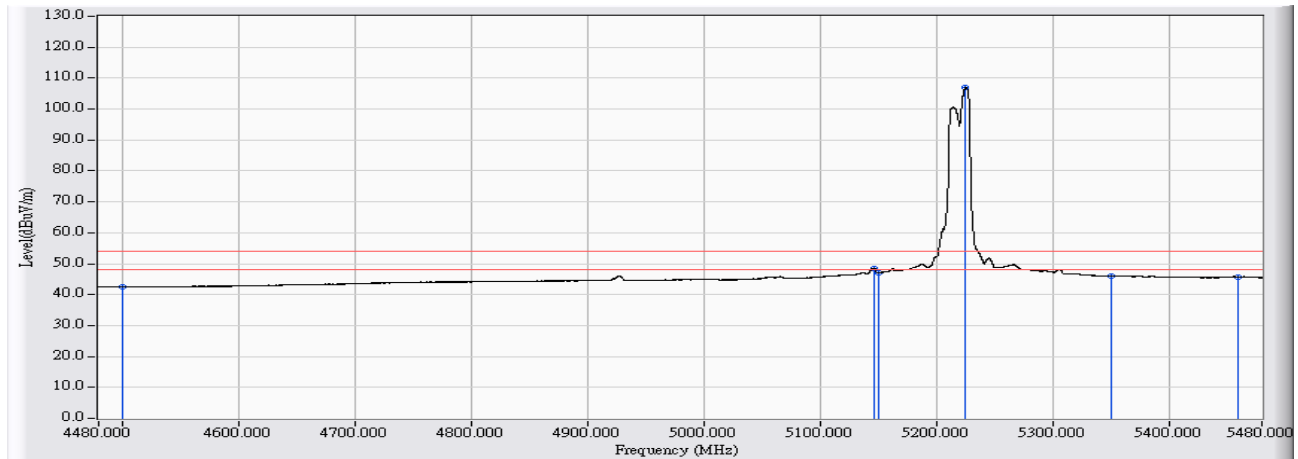


	Frequency (MHz)	Correct Factor (dB)	Reading Level (dBuV)	Measure Level (dBuV/m)	Margin (dB)	Limit (dBuV/m)	Detector Type
1	4500.000	22.335	30.737	53.072	-20.928	74.000	PEAK
2	* 5144.934	24.044	37.146	61.190	-12.810	74.000	PEAK
3	5150.000	24.053	34.510	58.563	-15.437	74.000	PEAK
4	5225.125	24.250	94.411	118.661	--	--	PEAK
5	5350.000	24.342	33.025	57.367	-16.633	74.000	PEAK
6	5460.000	24.289	31.643	55.932	-18.068	74.000	PEAK

Note:

1. All readings above 1GHz are performed with peak and/or average measurements as necessary.
2. Peak measurements: RBW = 1MHz, VBW = 1MHz, Sweep: Auto.
3. Average measurements: RBW = 1MHz, VBW = 10 Hz, Sweep: Auto.
4. “ * ”, means this data is the worst emission level.
5. Measurement Level = Reading Level + Correct Factor.
6. The average measurement was not performed when the peak measured data under the limit of average detection.

Site : CB4-H	Time : 2017/02/15
Limit : FCC_SpartC_15.209_03M_AV	Margin : 6
Probe : CB4-H_FCC_EFS_B091_1-18GHz_3M_0117 - HORIZONTAL	Power : AC 120V/60Hz
EUT : Wireless-AC2900 Dual Band Gigabit Router	Note : Mode 1: Tx_ADP: AD890326010-2LF_CDD Mode (802.11 a)_ 802.11a_5220MHz

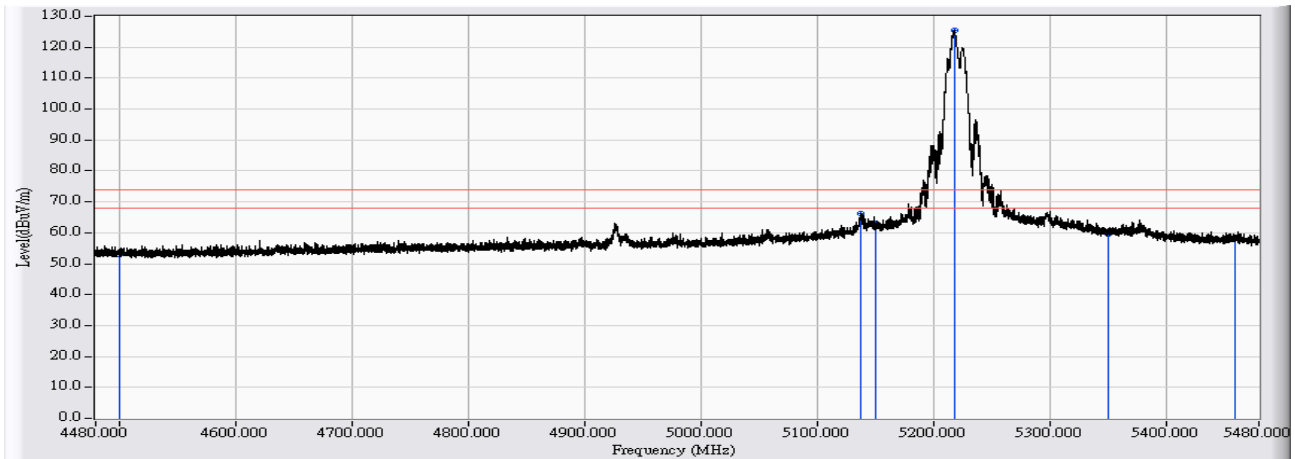


	Frequency (MHz)	Correct Factor (dB)	Reading Level (dBuV)	Measure Level (dBuV/m)	Margin (dB)	Limit (dBuV/m)	Detector Type
1	4500.000	22.335	20.130	42.465	-11.535	54.000	AVERAGE
2	* 5146.033	24.045	24.460	48.506	-5.494	54.000	AVERAGE
3	5150.000	24.053	23.030	47.083	-6.917	54.000	AVERAGE
4	5225.425	24.251	82.797	107.048	--	--	AVERAGE
5	5350.000	24.342	21.574	45.916	-8.084	54.000	AVERAGE
6	5460.000	24.289	21.455	45.744	-8.256	54.000	AVERAGE

Note:

1. All readings above 1GHz are performed with peak and/or average measurements as necessary.
2. Peak measurements: RBW = 1MHz, VBW = 1MHz, Sweep: Auto.
3. Average measurements: RBW = 1MHz, VBW = 10 Hz, Sweep: Auto.
4. “ * ”, means this data is the worst emission level.
5. Measurement Level = Reading Level + Correct Factor.
6. The average measurement was not performed when the peak measured data under the limit of average detection.

Site : CB4-H	Time : 2017/02/15
Limit : FCC_SpartC_15.209_03M_PK	Margin : 6
Probe : CB4-H_FCC_EFS_B091_1-18GHz_3M_0117 - VERTICAL	Power : AC 120V/60Hz
EUT : Wireless-AC2900 Dual Band Gigabit Router	Note : Mode 1: Tx_ADP: AD890326010-2LF_CDD Mode (802.11 a)_ 802.11a_5220MHz

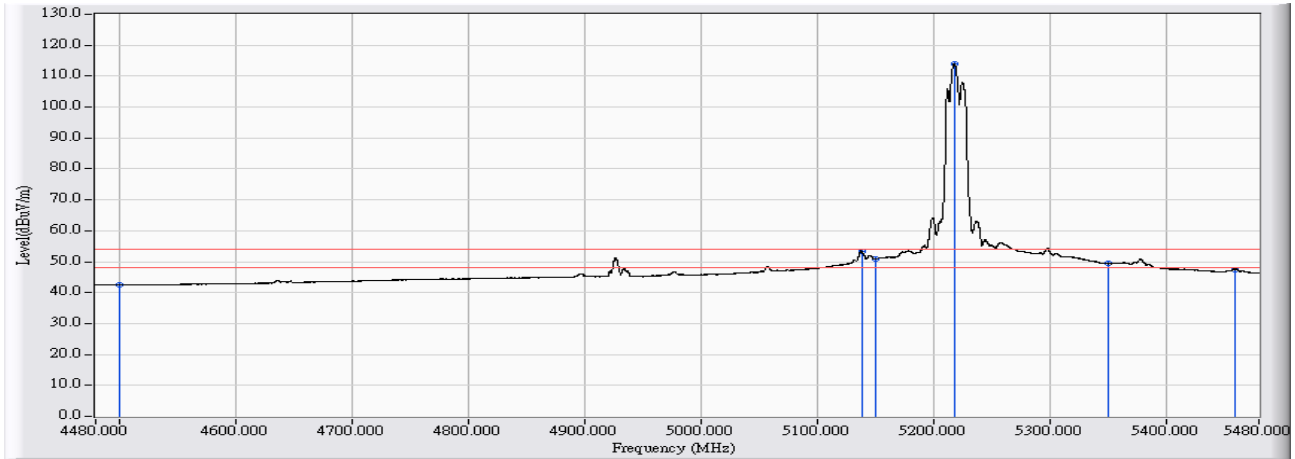


	Frequency (MHz)	Correct Factor (dB)	Reading Level (dBuV)	Measure Level (dBuV/m)	Margin (dB)	Limit (dBuV/m)	Detector Type
1	4500.000	22.335	30.643	52.978	-21.022	74.000	PEAK
2	* 5137.934	24.033	42.271	66.304	-7.696	74.000	PEAK
3	5150.000	24.053	38.916	62.969	-11.031	74.000	PEAK
4	5218.126	24.242	101.143	125.385	--	--	PEAK
5	5350.000	24.342	35.319	59.661	-14.339	74.000	PEAK
6	5460.000	24.289	33.955	58.244	-15.756	74.000	PEAK

Note:

1. All readings above 1GHz are performed with peak and/or average measurements as necessary.
2. Peak measurements: RBW = 1MHz, VBW = 1MHz, Sweep: Auto.
3. Average measurements: RBW = 1MHz, VBW = 10 Hz, Sweep: Auto.
4. “ * ”, means this data is the worst emission level.
5. Measurement Level = Reading Level + Correct Factor.
6. The average measurement was not performed when the peak measured data under the limit of average detection.

Site : CB4-H	Time : 2017/02/15
Limit : FCC_SpartC_15.209_03M_AV	Margin : 6
Probe : CB4-H_FCC_EFS_B091_1-18GHz_3M_0117 - VERTICAL	Power : AC 120V/60Hz
EUT : Wireless-AC2900 Dual Band Gigabit Router	Note : Mode 1: Tx_ADP: AD890326010-2LF_CDD Mode (802.11 a)_ 802.11a_5220MHz

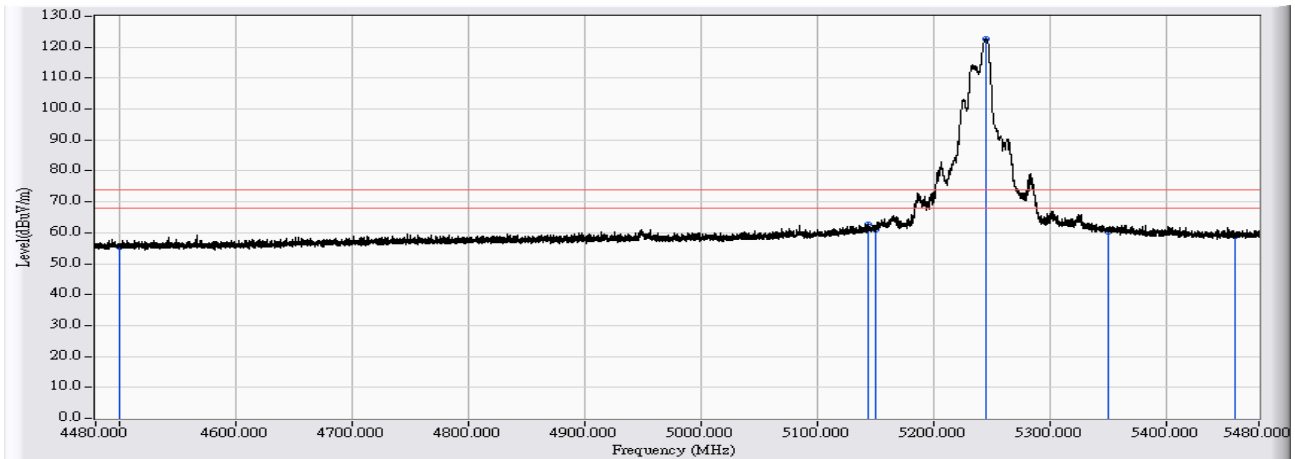


	Frequency (MHz)	Correct Factor (dB)	Reading Level (dBuV)	Measure Level (dBuV/m)	Margin (dB)	Limit (dBuV/m)	Detector Type
1	4500.000	22.335	20.236	42.571	-11.429	54.000	AVERAGE
2	* 5138.334	24.033	29.426	53.459	-0.541	54.000	AVERAGE
3	5150.000	24.053	26.954	51.007	-2.993	54.000	AVERAGE
4	5218.226	24.243	89.655	113.897	--	--	AVERAGE
5	5350.000	24.342	25.080	49.422	-4.578	54.000	AVERAGE
6	5460.000	24.289	23.219	47.508	-6.492	54.000	AVERAGE

Note:

1. All readings above 1GHz are performed with peak and/or average measurements as necessary.
2. Peak measurements: RBW = 1MHz, VBW = 1MHz, Sweep: Auto.
3. Average measurements: RBW = 1MHz, VBW = 10 Hz, Sweep: Auto.
4. “ * ”, means this data is the worst emission level.
5. Measurement Level = Reading Level + Correct Factor.
6. The average measurement was not performed when the peak measured data under the limit of average detection.

Site : CB4-H	Time : 2017/02/15
Limit : FCC_SpartC_15.209_03M_PK	Margin : 6
Probe : CB4-H_FCC_EFS_B091_1-18GHz_3M_0117 - HORIZONTAL	Power : AC 120V/60Hz
EUT : Wireless-AC2900 Dual Band Gigabit Router	Note : Mode 1: Tx_ADP: AD890326010-2LF_CDD Mode (802.11 a)_ 802.11a_5240MHz

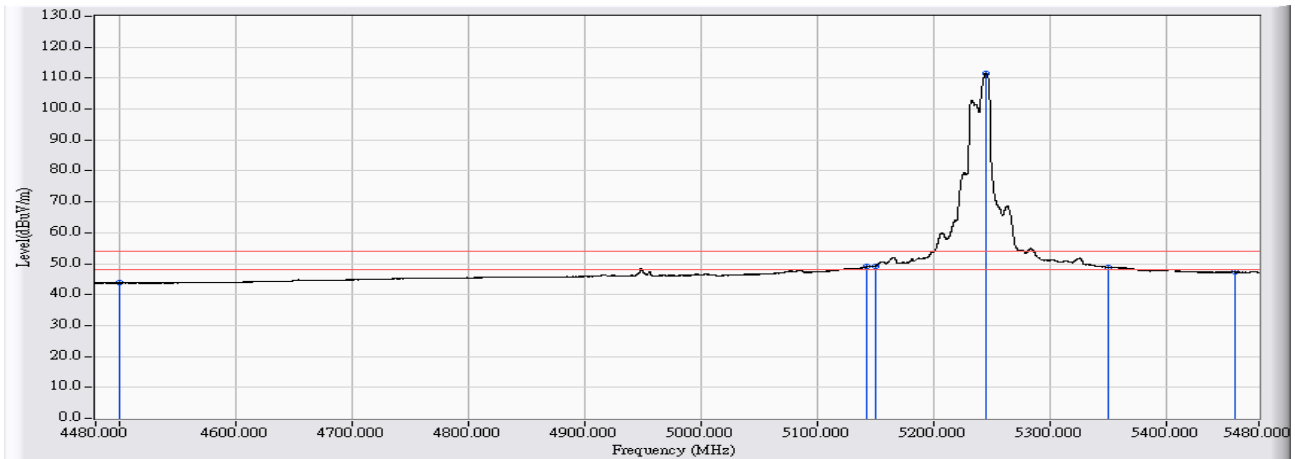


	Frequency (MHz)	Correct Factor (dB)	Reading Level (dBuV)	Measure Level (dBuV/m)	Margin (dB)	Limit (dBuV/m)	Detector Type
1	4500.000	22.335	33.185	55.520	-18.480	74.000	PEAK
2	* 5144.534	24.042	38.582	62.625	-11.375	74.000	PEAK
3	5150.000	24.053	36.927	60.980	-13.020	74.000	PEAK
4	5244.924	24.274	98.531	122.805	--	--	PEAK
5	5350.000	24.342	36.018	60.360	-13.640	74.000	PEAK
6	5460.000	24.289	34.722	59.011	-14.989	74.000	PEAK

Note:

1. All readings above 1GHz are performed with peak and/or average measurements as necessary.
2. Peak measurements: RBW = 1MHz, VBW = 1MHz, Sweep: Auto.
3. Average measurements: RBW = 1MHz, VBW = 10 Hz, Sweep: Auto.
4. “ * ”, means this data is the worst emission level.
5. Measurement Level = Reading Level + Correct Factor.
6. The average measurement was not performed when the peak measured data under the limit of average detection.

Site : CB4-H	Time : 2017/02/15
Limit : FCC_SpartC_15.209_03M_AV	Margin : 6
Probe : CB4-H_FCC_EFS_B091_1-18GHz_3M_0117 - HORIZONTAL	Power : AC 120V/60Hz
EUT : Wireless-AC2900 Dual Band Gigabit Router	Note : Mode 1: Tx_ADP: AD890326010-2LF_ CDD Mode (802.11 a)_ 802.11a_5240MHz

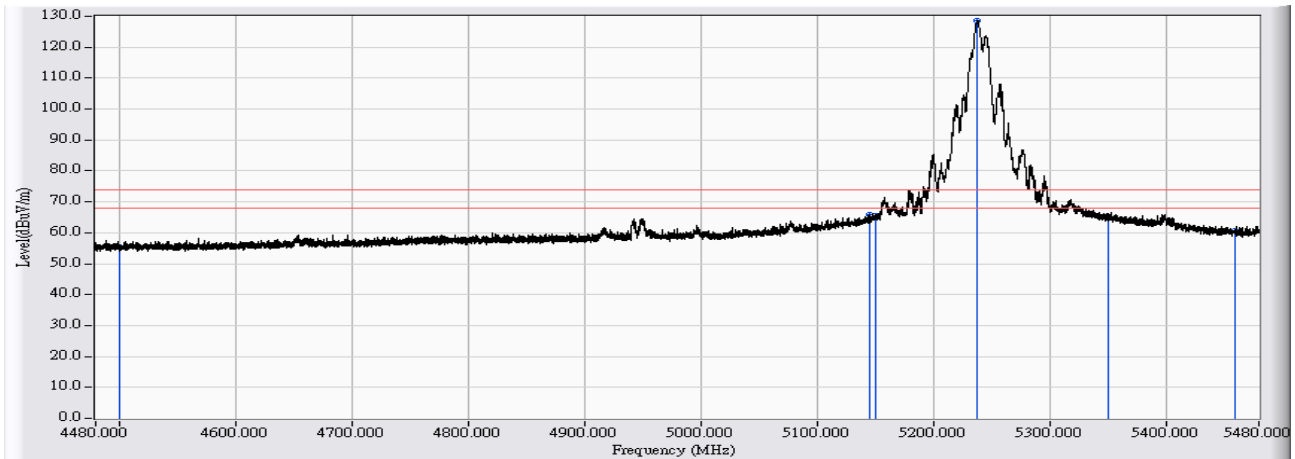


	Frequency (MHz)	Correct Factor (dB)	Reading Level (dBuV)	Measure Level (dBuV/m)	Margin (dB)	Limit (dBuV/m)	Detector Type
1	4500.000	22.335	21.428	43.763	-10.237	54.000	AVERAGE
2	5143.434	24.041	25.016	49.057	-4.943	54.000	AVERAGE
3	* 5150.000	24.053	25.181	49.234	-4.766	54.000	AVERAGE
4	5245.123	24.274	87.295	111.569	--	--	AVERAGE
5	5350.000	24.342	24.557	48.899	-5.101	54.000	AVERAGE
6	5460.000	24.289	22.980	47.269	-6.731	54.000	AVERAGE

Note:

1. All readings above 1GHz are performed with peak and/or average measurements as necessary.
2. Peak measurements: RBW = 1MHz, VBW = 1MHz, Sweep: Auto.
3. Average measurements: RBW = 1MHz, VBW = 10 Hz, Sweep: Auto.
4. “ * ”, means this data is the worst emission level.
5. Measurement Level = Reading Level + Correct Factor.
6. The average measurement was not performed when the peak measured data under the limit of average detection.

Site : CB4-H	Time : 2017/02/15
Limit : FCC_SpartC_15.209_03M_PK	Margin : 6
Probe : CB4-H_FCC_EFS_B091_1-18GHz_3M_0117 - VERTICAL	Power : AC 120V/60Hz
EUT : Wireless-AC2900 Dual Band Gigabit Router	Note : Mode 1: Tx_ADP: AD890326010-2LF_CDD Mode (802.11 a)_ 802.11a_5240MHz

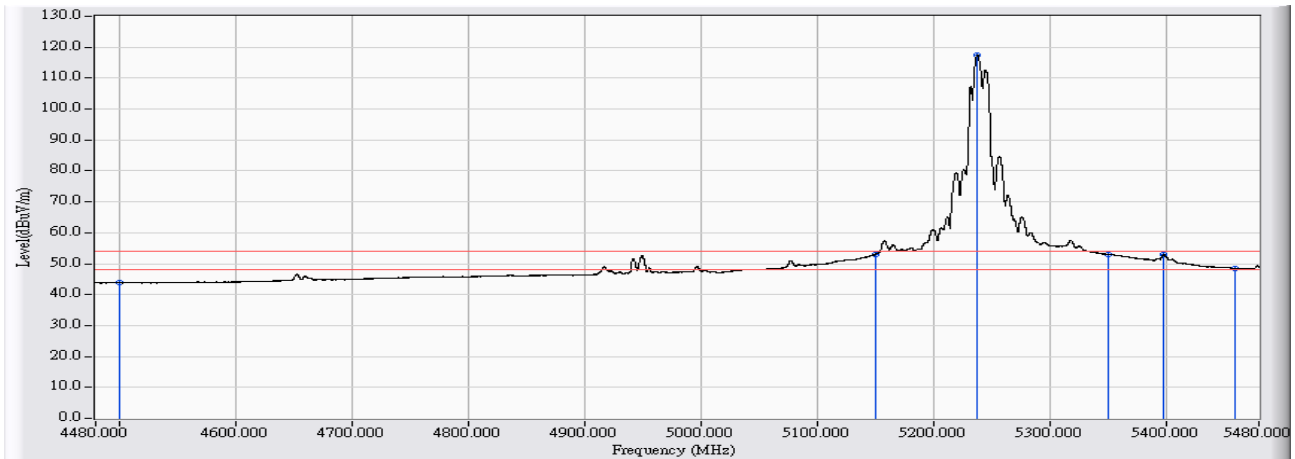


	Frequency (MHz)	Correct Factor (dB)	Reading Level (dBuV)	Measure Level (dBuV/m)	Margin (dB)	Limit (dBuV/m)	Detector Type
1	4500.000	22.335	33.063	55.398	-18.602	74.000	PEAK
2	* 5144.834	24.044	41.869	65.913	-8.087	74.000	PEAK
3	5150.000	24.053	41.449	65.502	-8.498	74.000	PEAK
4	5238.024	24.266	104.510	128.775	--	--	PEAK
5	5350.000	24.342	40.582	64.924	-9.076	74.000	PEAK
6	5460.000	24.289	36.477	60.766	-13.234	74.000	PEAK

Note:

1. All readings above 1GHz are performed with peak and/or average measurements as necessary.
2. Peak measurements: RBW = 1MHz, VBW = 1MHz, Sweep: Auto.
3. Average measurements: RBW = 1MHz, VBW = 10 Hz, Sweep: Auto.
4. “ * ”, means this data is the worst emission level.
5. Measurement Level = Reading Level + Correct Factor.
6. The average measurement was not performed when the peak measured data under the limit of average detection.

Site : CB4-H	Time : 2017/02/15
Limit : FCC_SpartC_15.209_03M_AV	Margin : 6
Probe : CB4-H_FCC_EFS_B091_1-18GHz_3M_0117 - VERTICAL	Power : AC 120V/60Hz
EUT : Wireless-AC2900 Dual Band Gigabit Router	Note : Mode 1: Tx_ADP: AD890326010-2LF_CDD Mode (802.11 a)_ 802.11a_5240MHz

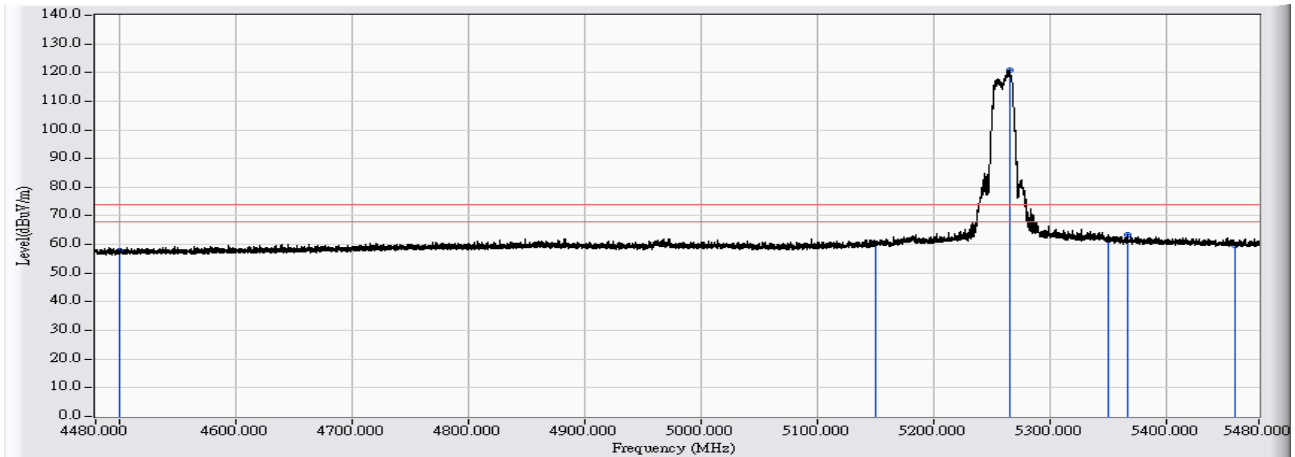


	Frequency (MHz)	Correct Factor (dB)	Reading Level (dBuV)	Measure Level (dBuV/m)	Margin (dB)	Limit (dBuV/m)	Detector Type
1	4500.000	22.335	21.494	43.829	-10.171	54.000	AVERAGE
2	5150.000	24.053	28.883	52.936	-1.064	54.000	AVERAGE
3	5238.324	24.266	93.206	117.472	--	--	AVERAGE
4	5350.000	24.342	28.618	52.960	-1.040	54.000	AVERAGE
5	* 5398.408	24.293	28.682	52.975	-1.025	54.000	AVERAGE
6	5460.000	24.289	24.256	48.545	-5.455	54.000	AVERAGE

Note:

1. All readings above 1GHz are performed with peak and/or average measurements as necessary.
2. Peak measurements: RBW = 1MHz, VBW = 1MHz, Sweep: Auto.
3. Average measurements: RBW = 1MHz, VBW = 10 Hz, Sweep: Auto.
4. “ * ”, means this data is the worst emission level.
5. Measurement Level = Reading Level + Correct Factor.
6. The average measurement was not performed when the peak measured data under the limit of average detection.

Site : CB4-H	Time : 2017/05/08
Limit : FCC_SpartC_15.209_03M_PK	Margin : 6
Probe : CB4-H_FCC_EFS_B091_1-18GHz_3M_0117 - HORIZONTAL	Power : AC 120V/60Hz
EUT : Wireless-AC2900 Dual Band Gigabit Router	Note : Mode 1: Tx_ADP: AD890326010-2LF_ CDD Mode (802.11 a)_ 802.11a_5260MHz

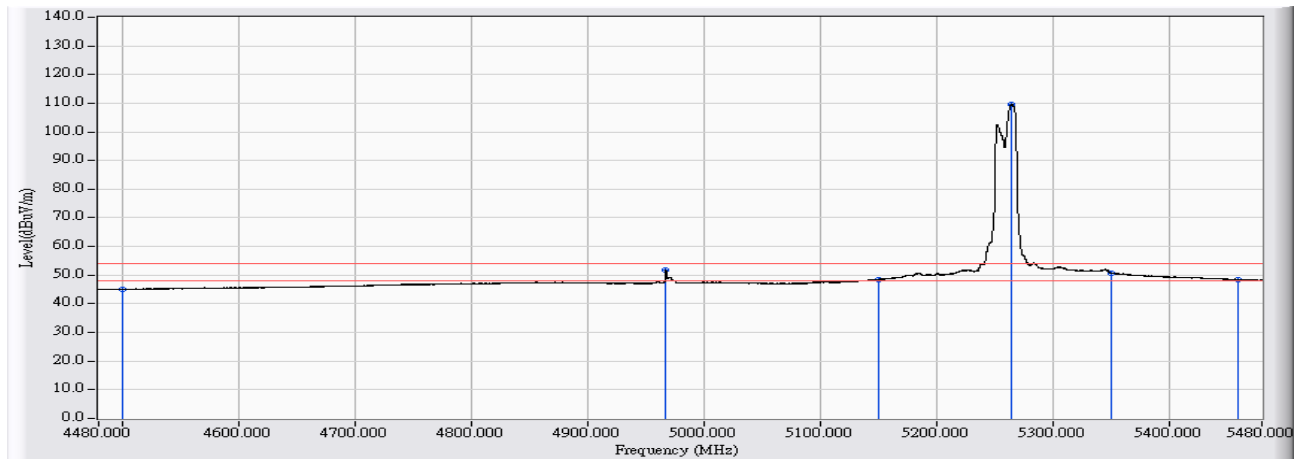


	Frequency (MHz)	Correct Factor (dB)	Reading Level (dBuV)	Measure Level (dBuV/m)	Margin (dB)	Limit (dBuV/m)	Detector Type
1	4500.000	5.716	52.218	57.934	-16.066	74.000	PEAK
2	5150.000	7.264	53.177	60.441	-13.559	74.000	PEAK
3	* 5265.521	7.239	113.604	120.842	--	--	PEAK
4	5350.000	7.298	54.230	61.528	-12.472	74.000	PEAK
5	5366.911	7.310	56.261	63.571	-10.429	74.000	PEAK
6	5460.000	7.376	52.286	59.662	-14.338	74.000	PEAK

Note:

1. All readings above 1GHz are performed with peak and/or average measurements as necessary.
2. Peak measurements: RBW = 1MHz, VBW = 1MHz, Sweep: Auto.
3. Average measurements: RBW = 1MHz, VBW = 10 Hz, Sweep: Auto.
4. " * ", means this data is the worst emission level.
5. Measurement Level = Reading Level + Correct Factor.
6. The average measurement was not performed when the peak measured data under the limit of average detection.

Site : CB4-H	Time : 2017/05/08
Limit : FCC_SpartC_15.209_03M_AV	Margin : 6
Probe : CB4-H_FCC_EFS_B091_1-18GHz_3M_0117 - HORIZONTAL	Power : AC 120V/60Hz
EUT : Wireless-AC2900 Dual Band Gigabit Router	Note : Mode 1: Tx_ADP: AD890326010-2LF_CDD Mode (802.11 a)_ 802.11a_5260MHz

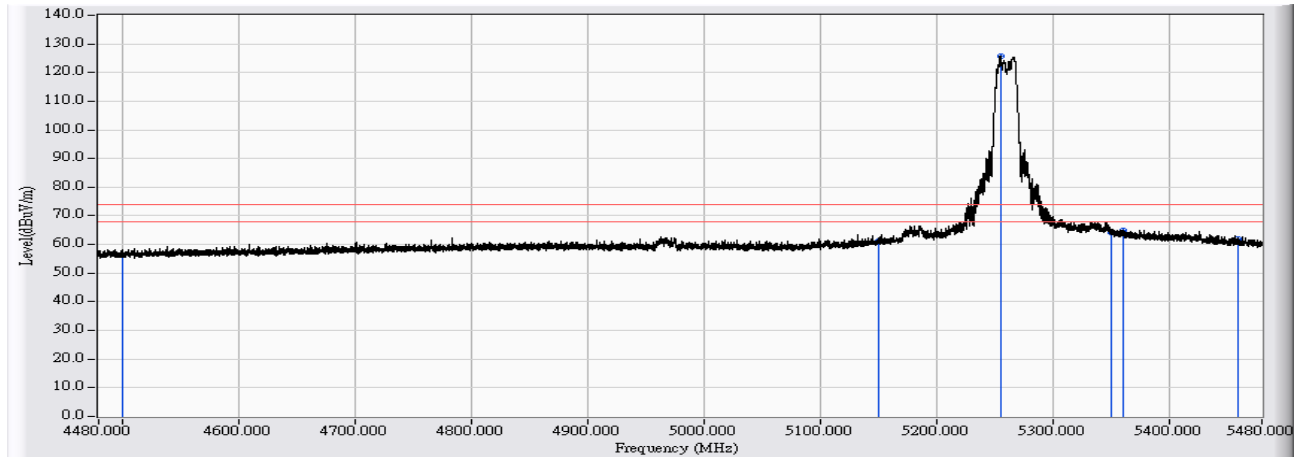


	Frequency (MHz)	Correct Factor (dB)	Reading Level (dBuV)	Measure Level (dBuV/m)	Margin (dB)	Limit (dBuV/m)	Detector Type
1	4500.000	5.716	39.404	45.120	-8.880	54.000	AVERAGE
2	4967.551	7.294	44.444	51.737	-2.263	54.000	AVERAGE
3	5150.000	7.264	41.210	48.474	-5.526	54.000	AVERAGE
4	* 5264.922	7.238	102.435	109.673	--	--	AVERAGE
5	5350.000	7.298	43.444	50.742	-3.258	54.000	AVERAGE
6	5460.000	7.376	41.028	48.404	-5.596	54.000	AVERAGE

Note:

1. All readings above 1GHz are performed with peak and/or average measurements as necessary.
2. Peak measurements: RBW = 1MHz, VBW = 1MHz, Sweep: Auto.
3. Average measurements: RBW = 1MHz, VBW = 10 Hz, Sweep: Auto.
4. " * ", means this data is the worst emission level.
5. Measurement Level = Reading Level + Correct Factor.
6. The average measurement was not performed when the peak measured data under the limit of average detection.

Site : CB4-H	Time : 2017/05/08
Limit : FCC_SpartC_15.209_03M_PK	Margin : 6
Probe : CB4-H_FCC_EFS_B091_1-18GHz_3M_0117 - VERTICAL	Power : AC 120V/60Hz
EUT : Wireless-AC2900 Dual Band Gigabit Router	Note : Mode 1: Tx_ADP: AD890326010-2LF_CDD Mode (802.11 a)_ 802.11a_5260MHz

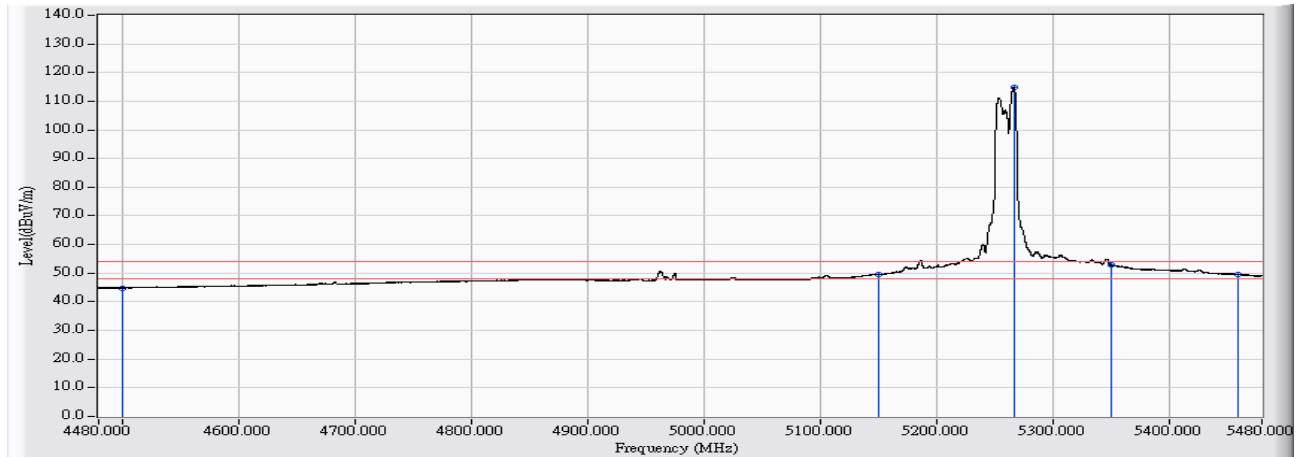


	Frequency (MHz)	Correct Factor (dB)	Reading Level (dBuV)	Measure Level (dBuV/m)	Margin (dB)	Limit (dBuV/m)	Detector Type
1	4500.000	5.716	50.531	56.247	-17.753	74.000	PEAK
2	5150.000	7.264	53.957	61.221	-12.779	74.000	PEAK
3	* 5255.222	7.231	118.467	125.698	--	--	PEAK
4	5350.000	7.298	57.062	64.360	-9.640	74.000	PEAK
5	5360.512	7.306	57.808	65.113	-8.887	74.000	PEAK
6	5460.000	7.376	54.573	61.949	-12.051	74.000	PEAK

Note:

1. All readings above 1GHz are performed with peak and/or average measurements as necessary.
2. Peak measurements: RBW = 1MHz, VBW = 1MHz, Sweep: Auto.
3. Average measurements: RBW = 1MHz, VBW = 10 Hz, Sweep: Auto.
4. " * ", means this data is the worst emission level.
5. Measurement Level = Reading Level + Correct Factor.
6. The average measurement was not performed when the peak measured data under the limit of average detection.

Site : CB4-H	Time : 2017/05/08
Limit : FCC_SpartC_15.209_03M_AV	Margin : 6
Probe : CB4-H_FCC_EFS_B091_1-18GHz_3M_0117 - VERTICAL	Power : AC 120V/60Hz
EUT : Wireless-AC2900 Dual Band Gigabit Router	Note : Mode 1: Tx_ADP: AD890326010-2LF_CDD Mode (802.11 a)_ 802.11a_5260MHz

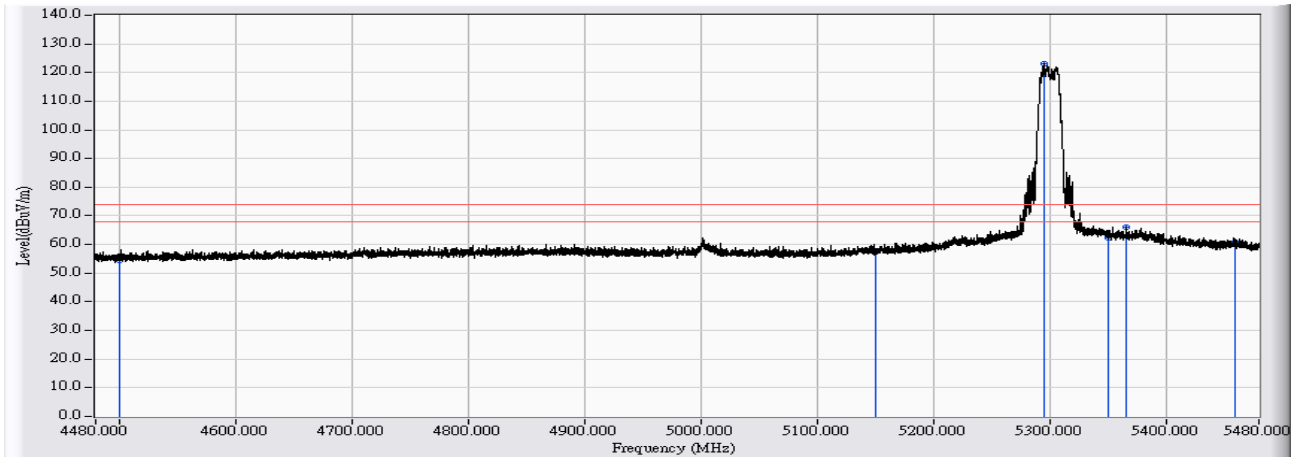


	Frequency (MHz)	Correct Factor (dB)	Reading Level (dBuV)	Measure Level (dBuV/m)	Margin (dB)	Limit (dBuV/m)	Detector Type
1	4500.000	5.716	39.108	44.824	-9.176	54.000	AVERAGE
2	5150.000	7.264	42.288	49.552	-4.448	54.000	AVERAGE
3	* 5266.621	7.239	107.446	114.685	--	--	AVERAGE
4	5350.000	7.298	45.515	52.813	-1.187	54.000	AVERAGE
5	5350.013	7.298	45.516	52.814	-1.186	54.000	AVERAGE
6	5460.000	7.376	42.189	49.565	-4.435	54.000	AVERAGE

Note:

1. All readings above 1GHz are performed with peak and/or average measurements as necessary.
2. Peak measurements: RBW = 1MHz, VBW = 1MHz, Sweep: Auto.
3. Average measurements: RBW = 1MHz, VBW = 10 Hz, Sweep: Auto.
4. “ * ”, means this data is the worst emission level.
5. Measurement Level = Reading Level + Correct Factor.
6. The average measurement was not performed when the peak measured data under the limit of average detection.

Site : CB4-H	Time : 2017/05/08
Limit : FCC_SpartC_15.209_03M_PK	Margin : 6
Probe : CB4-H_FCC_EFS_B091_1-18GHz_3M_0117 - HORIZONTAL	Power : AC 120V/60Hz
EUT : Wireless-AC2900 Dual Band Gigabit Router	Note : Mode 1: Tx_ADP: AD890326010-2LF_ CDD Mode (802.11 a)_ 802.11a_ 5300MHz

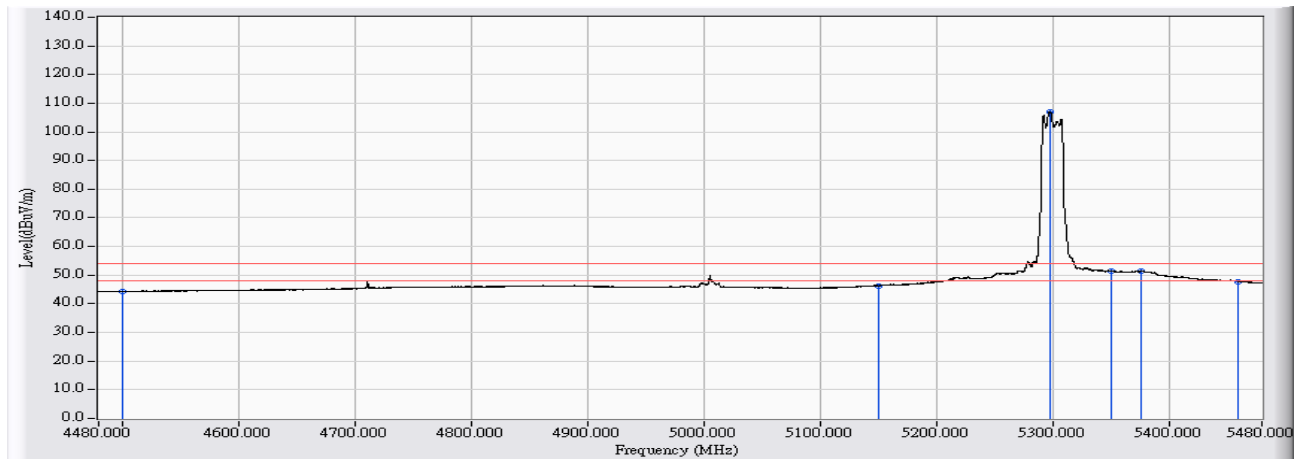


	Frequency (MHz)	Correct Factor (dB)	Reading Level (dBuV)	Measure Level (dBuV/m)	Margin (dB)	Limit (dBuV/m)	Detector Type
1	4500.000	5.716	48.858	54.574	-19.426	74.000	PEAK
2	5150.000	7.264	50.458	57.722	-16.278	74.000	PEAK
3	* 5294.919	7.259	115.945	123.204	--	--	PEAK
4	5350.000	7.298	55.136	62.434	-11.566	74.000	PEAK
5	5365.911	7.309	58.742	66.051	-7.949	74.000	PEAK
6	5460.000	7.376	53.528	60.904	-13.096	74.000	PEAK

Note:

1. All readings above 1GHz are performed with peak and/or average measurements as necessary.
2. Peak measurements: RBW = 1MHz, VBW = 1MHz, Sweep: Auto.
3. Average measurements: RBW = 1MHz, VBW = 10 Hz, Sweep: Auto.
4. “ * ”, means this data is the worst emission level.
5. Measurement Level = Reading Level + Correct Factor.
6. The average measurement was not performed when the peak measured data under the limit of average detection.

Site : CB4-H	Time : 2017/05/08
Limit : FCC_SpartC_15.209_03M_AV	Margin : 6
Probe : CB4-H_FCC_EFS_B091_1-18GHz_3M_0117 - HORIZONTAL	Power : AC 120V/60Hz
EUT : Wireless-AC2900 Dual Band Gigabit Router	Note : Mode 1: Tx_ADP: AD890326010-2LF_CDD Mode (802.11 a)_ 802.11a_5300MHz

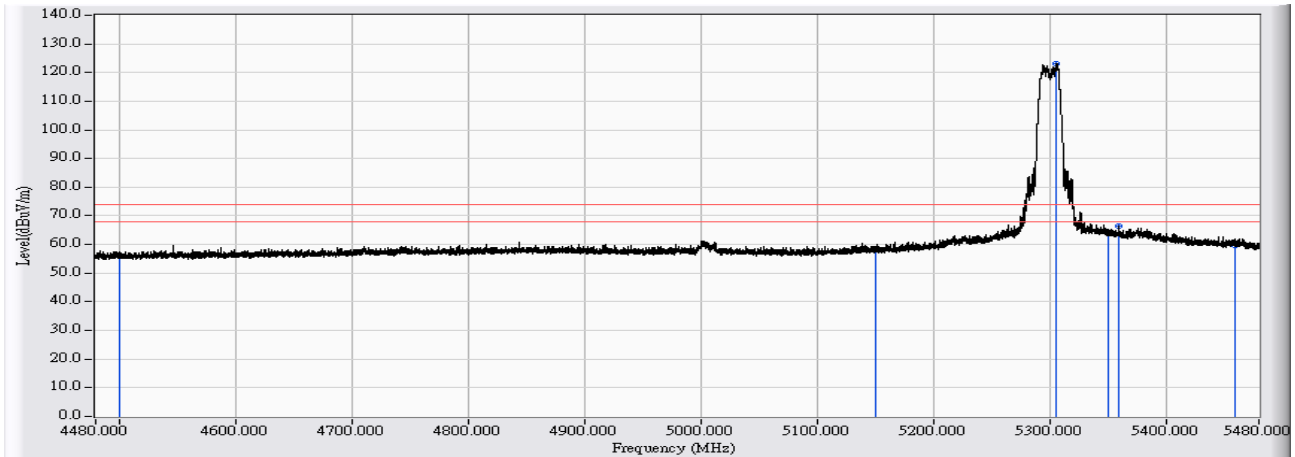


	Frequency (MHz)	Correct Factor (dB)	Reading Level (dBuV)	Measure Level (dBuV/m)	Margin (dB)	Limit (dBuV/m)	Detector Type
1	4500.000	5.716	38.522	44.238	-9.762	54.000	AVERAGE
2	5150.000	7.264	38.968	46.232	-7.768	54.000	AVERAGE
3	* 5297.518	7.260	99.861	107.122	--	--	AVERAGE
4	5350.000	7.298	44.174	51.472	-2.528	54.000	AVERAGE
5	5376.310	7.317	44.268	51.585	-2.415	54.000	AVERAGE
6	5460.000	7.376	40.311	47.687	-6.313	54.000	AVERAGE

Note:

1. All readings above 1GHz are performed with peak and/or average measurements as necessary.
2. Peak measurements: RBW = 1MHz, VBW = 1MHz, Sweep: Auto.
3. Average measurements: RBW = 1MHz, VBW = 10 Hz, Sweep: Auto.
4. " * ", means this data is the worst emission level.
5. Measurement Level = Reading Level + Correct Factor.
6. The average measurement was not performed when the peak measured data under the limit of average detection.

Site : CB4-H	Time : 2017/05/08
Limit : FCC_SpartC_15.209_03M_PK	Margin : 6
Probe : CB4-H_FCC_EFS_B091_1-18GHz_3M_0117 - VERTICAL	Power : AC 120V/60Hz
EUT : Wireless-AC2900 Dual Band Gigabit Router	Note : Mode 1: Tx_ADP: AD890326010-2LF_CDD Mode (802.11 a)_ 802.11a_5300MHz

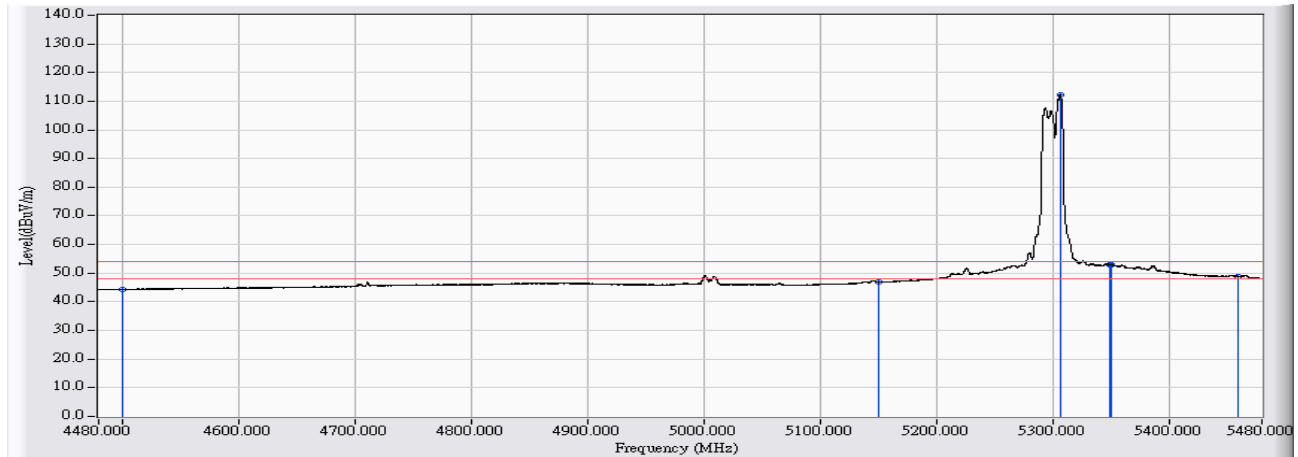


	Frequency (MHz)	Correct Factor (dB)	Reading Level (dBuV)	Measure Level (dBuV/m)	Margin (dB)	Limit (dBuV/m)	Detector Type
1	4500.000	5.716	50.185	55.901	-18.099	74.000	PEAK
2	5150.000	7.264	50.754	58.018	-15.982	74.000	PEAK
3	* 5306.217	7.267	115.756	123.023	--	--	PEAK
4	5350.000	7.298	56.924	64.222	-9.778	74.000	PEAK
5	5360.012	7.305	59.085	66.390	-7.610	74.000	PEAK
6	5460.000	7.376	52.208	59.584	-14.416	74.000	PEAK

Note:

1. All readings above 1GHz are performed with peak and/or average measurements as necessary.
2. Peak measurements: RBW = 1MHz, VBW = 1MHz, Sweep: Auto.
3. Average measurements: RBW = 1MHz, VBW = 10 Hz, Sweep: Auto.
4. " * ", means this data is the worst emission level.
5. Measurement Level = Reading Level + Correct Factor.
6. The average measurement was not performed when the peak measured data under the limit of average detection.

Site : CB4-H	Time : 2017/05/08
Limit : FCC_SpartC_15.209_03M_AV	Margin : 6
Probe : CB4-H_FCC_EFS_B091_1-18GHz_3M_0117 - VERTICAL	Power : AC 120V/60Hz
EUT : Wireless-AC2900 Dual Band Gigabit Router	Note : Mode 1: Tx_ADP: AD890326010-2LF_CDD Mode (802.11 a)_ 802.11a_5300MHz

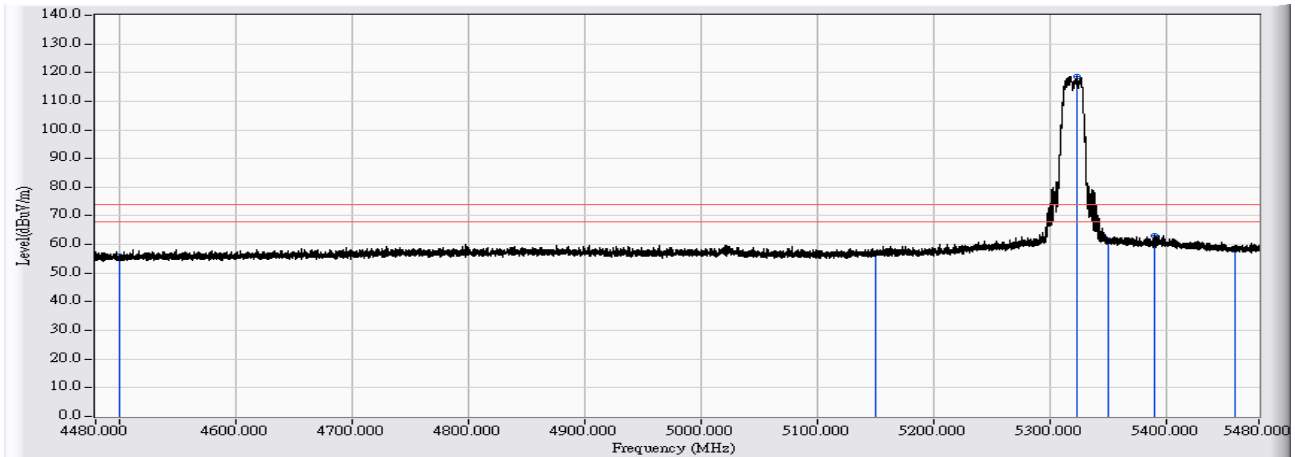


	Frequency (MHz)	Correct Factor (dB)	Reading Level (dBuV)	Measure Level (dBuV/m)	Margin (dB)	Limit (dBuV/m)	Detector Type
1	4500.000	5.716	38.548	44.264	-9.736	54.000	AVERAGE
2	5150.000	7.264	39.581	46.845	-7.155	54.000	AVERAGE
3	* 5306.417	7.268	104.925	112.192	--	--	AVERAGE
4	5349.813	7.298	45.691	52.989	-1.011	54.000	AVERAGE
5	5350.000	7.298	45.634	52.932	-1.068	54.000	AVERAGE
6	5460.000	7.376	41.417	48.793	-5.207	54.000	AVERAGE

Note:

1. All readings above 1GHz are performed with peak and/or average measurements as necessary.
2. Peak measurements: RBW = 1MHz, VBW = 1MHz, Sweep: Auto.
3. Average measurements: RBW = 1MHz, VBW = 10 Hz, Sweep: Auto.
4. “ * ”, means this data is the worst emission level.
5. Measurement Level = Reading Level + Correct Factor.
6. The average measurement was not performed when the peak measured data under the limit of average detection.

Site : CB4-H	Time : 2017/05/08
Limit : FCC_SpartC_15.209_03M_PK	Margin : 6
Probe : CB4-H_FCC_EFS_B091_1-18GHz_3M_0117 - HORIZONTAL	Power : AC 120V/60Hz
EUT : Wireless-AC2900 Dual Band Gigabit Router	Note : Mode 1: Tx_ADP: AD890326010-2LF_ CDD Mode (802.11 a)_ 802.11a_5320MHz

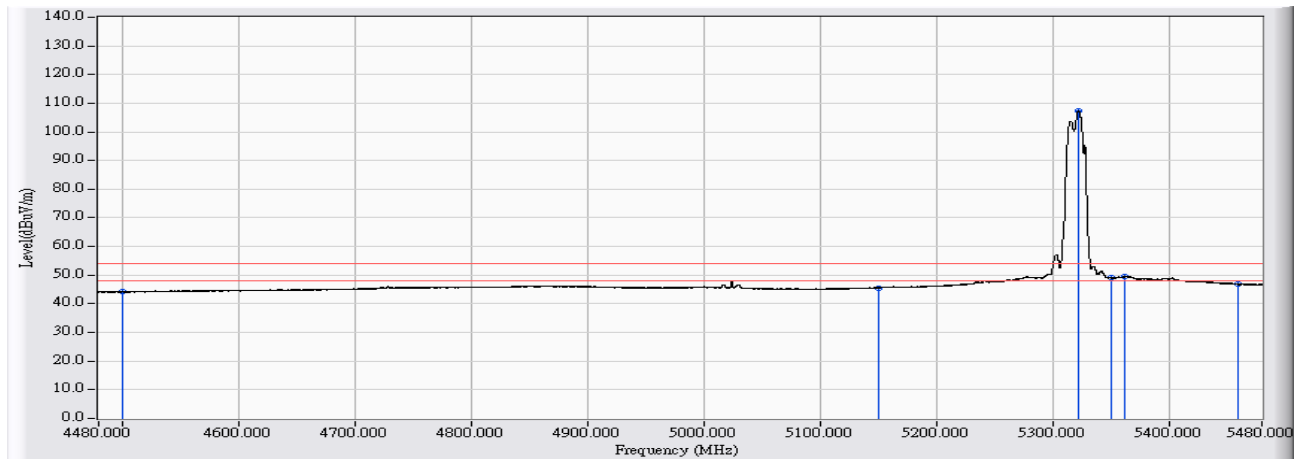


	Frequency (MHz)	Correct Factor (dB)	Reading Level (dBuV)	Measure Level (dBuV/m)	Margin (dB)	Limit (dBuV/m)	Detector Type
1	4500.000	5.716	50.095	55.811	-18.189	74.000	PEAK
2	5150.000	7.264	49.653	56.917	-17.083	74.000	PEAK
3	* 5323.616	7.279	111.457	118.736	--	--	PEAK
4	5350.000	7.298	54.141	61.439	-12.561	74.000	PEAK
5	5390.709	7.327	55.788	63.115	-10.885	74.000	PEAK
6	5460.000	7.376	50.774	58.150	-15.850	74.000	PEAK

Note:

1. All readings above 1GHz are performed with peak and/or average measurements as necessary.
2. Peak measurements: RBW = 1MHz, VBW = 1MHz, Sweep: Auto.
3. Average measurements: RBW = 1MHz, VBW = 10 Hz, Sweep: Auto.
4. " * ", means this data is the worst emission level.
5. Measurement Level = Reading Level + Correct Factor.
6. The average measurement was not performed when the peak measured data under the limit of average detection.

Site : CB4-H	Time : 2017/05/08
Limit : FCC_SpartC_15.209_03M_AV	Margin : 6
Probe : CB4-H_FCC_EFS_B091_1-18GHz_3M_0117 - HORIZONTAL	Power : AC 120V/60Hz
EUT : Wireless-AC2900 Dual Band Gigabit Router	Note : Mode 1: Tx_ADP: AD890326010-2LF_CDD Mode (802.11 a)_ 802.11a_5320MHz

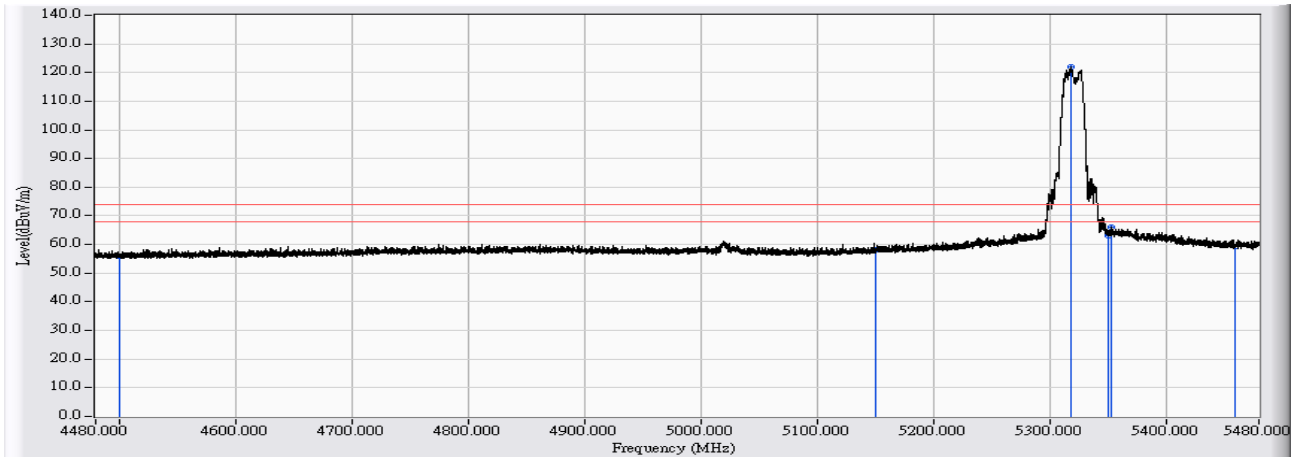


	Frequency (MHz)	Correct Factor (dB)	Reading Level (dBuV)	Measure Level (dBuV/m)	Margin (dB)	Limit (dBuV/m)	Detector Type
1	4500.000	5.716	38.454	44.170	-9.830	54.000	AVERAGE
2	5150.000	7.264	38.320	45.584	-8.416	54.000	AVERAGE
3	* 5322.216	7.279	100.028	107.306	--	--	AVERAGE
4	5350.000	7.298	41.914	49.212	-4.788	54.000	AVERAGE
5	5362.612	7.306	42.226	49.533	-4.467	54.000	AVERAGE
6	5460.000	7.376	39.381	46.757	-7.243	54.000	AVERAGE

Note:

1. All readings above 1GHz are performed with peak and/or average measurements as necessary.
2. Peak measurements: RBW = 1MHz, VBW = 1MHz, Sweep: Auto.
3. Average measurements: RBW = 1MHz, VBW = 10 Hz, Sweep: Auto.
4. " * ", means this data is the worst emission level.
5. Measurement Level = Reading Level + Correct Factor.
6. The average measurement was not performed when the peak measured data under the limit of average detection.

Site : CB4-H	Time : 2017/05/08
Limit : FCC_SpartC_15.209_03M_PK	Margin : 6
Probe : CB4-H_FCC_EFS_B091_1-18GHz_3M_0117 - VERTICAL	Power : AC 120V/60Hz
EUT : Wireless-AC2900 Dual Band Gigabit Router	Note : Mode 1: Tx_ADP: AD890326010-2LF_ CDD Mode (802.11 a)_ 802.11a_5320MHz

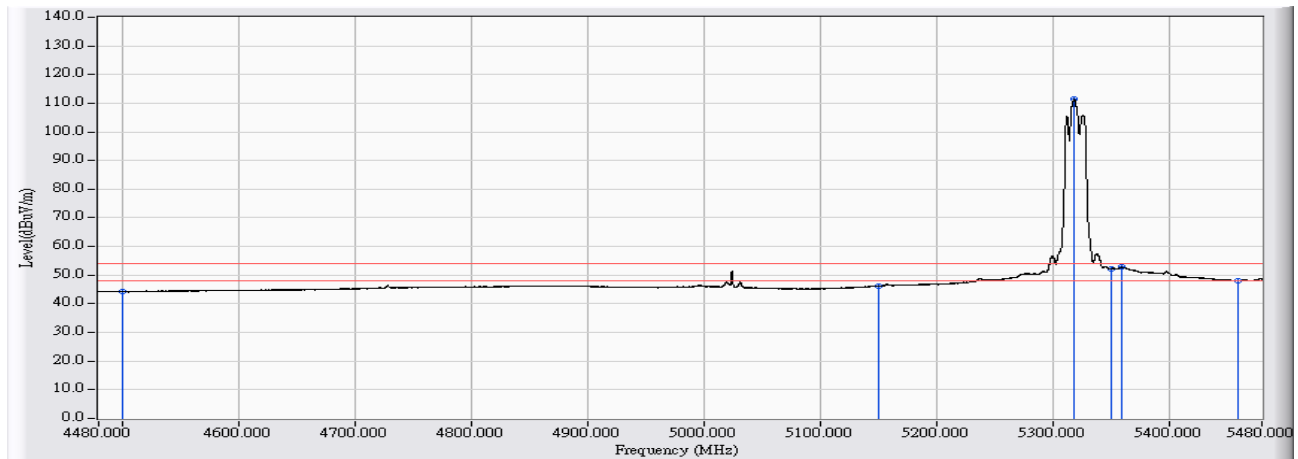


	Frequency (MHz)	Correct Factor (dB)	Reading Level (dBuV)	Measure Level (dBuV/m)	Margin (dB)	Limit (dBuV/m)	Detector Type
1	4500.000	5.716	50.049	55.765	-18.235	74.000	PEAK
2	5150.000	7.264	51.098	58.362	-15.638	74.000	PEAK
3	* 5317.916	7.274	114.804	122.079	--	--	PEAK
4	5350.000	7.298	55.865	63.163	-10.837	74.000	PEAK
5	5352.913	7.299	58.646	65.946	-8.054	74.000	PEAK
6	5460.000	7.376	51.756	59.132	-14.868	74.000	PEAK

Note:

1. All readings above 1GHz are performed with peak and/or average measurements as necessary.
2. Peak measurements: RBW = 1MHz, VBW = 1MHz, Sweep: Auto.
3. Average measurements: RBW = 1MHz, VBW = 10 Hz, Sweep: Auto.
4. " * ", means this data is the worst emission level.
5. Measurement Level = Reading Level + Correct Factor.
6. The average measurement was not performed when the peak measured data under the limit of average detection.

Site : CB4-H	Time : 2017/05/08
Limit : FCC_SpartC_15.209_03M_AV	Margin : 6
Probe : CB4-H_FCC_EFS_B091_1-18GHz_3M_0117 - VERTICAL	Power : AC 120V/60Hz
EUT : Wireless-AC2900 Dual Band Gigabit Router	Note : Mode 1: Tx_ADP: AD890326010-2LF_ CDD Mode (802.11 a)_ 802.11a_ 5320MHz

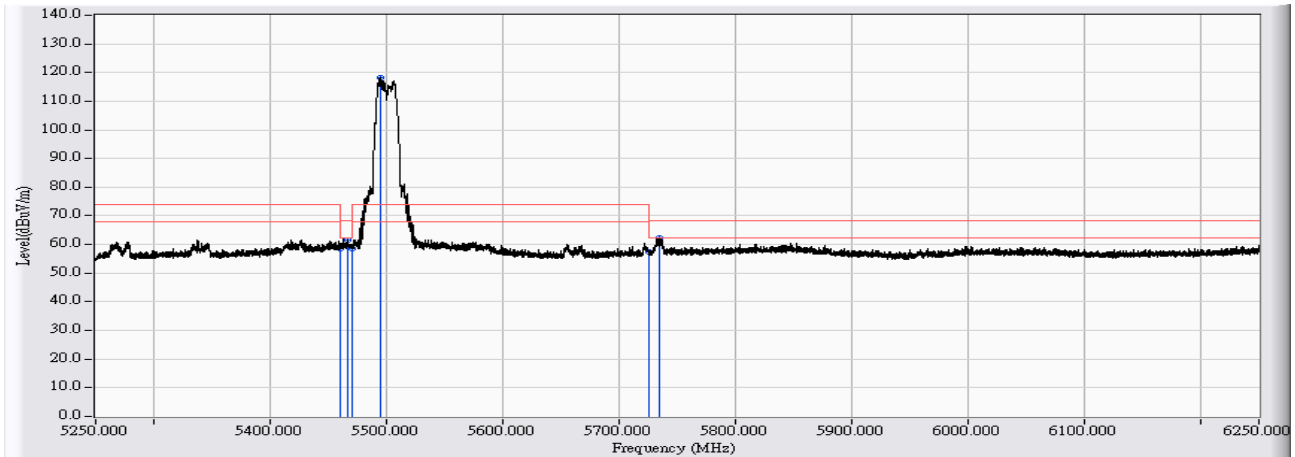


	Frequency (MHz)	Correct Factor (dB)	Reading Level (dBuV)	Measure Level (dBuV/m)	Margin (dB)	Limit (dBuV/m)	Detector Type
1	4500.000	5.716	38.635	44.351	-9.649	54.000	AVERAGE
2	5150.000	7.264	38.871	46.135	-7.865	54.000	AVERAGE
3	* 5318.616	7.275	104.031	111.307	--	--	AVERAGE
4	5350.000	7.298	44.978	52.276	-1.724	54.000	AVERAGE
5	5359.212	7.304	45.498	52.803	-1.197	54.000	AVERAGE
6	5460.000	7.376	40.794	48.170	-5.830	54.000	AVERAGE

Note:

1. All readings above 1GHz are performed with peak and/or average measurements as necessary.
2. Peak measurements: RBW = 1MHz, VBW = 1MHz, Sweep: Auto.
3. Average measurements: RBW = 1MHz, VBW = 10 Hz, Sweep: Auto.
4. “ * ”, means this data is the worst emission level.
5. Measurement Level = Reading Level + Correct Factor.
6. The average measurement was not performed when the peak measured data under the limit of average detection.

Site : CB4-H	Time : 2017/05/31
Limit : FCC_SPARTE_15.407_H_BAND3_03M_PK	Margin : 6
Probe : CB4-H_FCC_EFS_B091_1-18GHz_3M_0117 - HORIZONTAL	Power : AC 120V/60Hz
EUT : Wireless-AC2900 Dual Band Gigabit Router	Note : Mode 1: Tx_ADP: AD890326010-2LF_CDD Mode (802.11 a)_ 802.11a_5500MHz

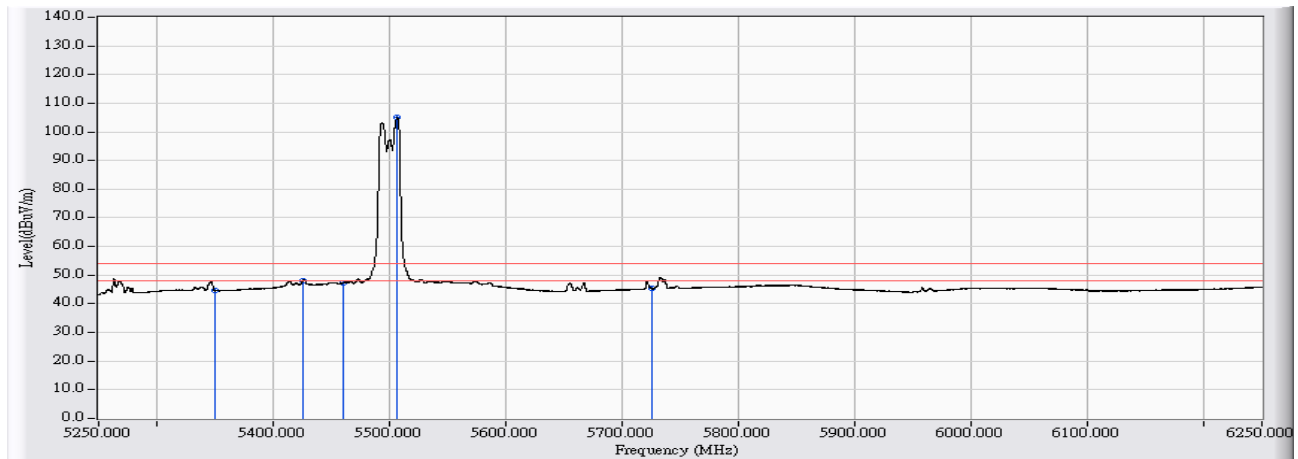


	Frequency (MHz)	Correct Factor (dB)	Reading Level (dBuV)	Measure Level (dBuV/m)	Margin (dB)	Limit (dBuV/m)	Detector Type
1	5460.000	23.958	34.672	58.630	-9.670	68.300	PEAK
2	5466.078	23.967	37.598	61.565	-6.735	68.300	PEAK
3	5470.000	23.973	34.720	58.693	-9.607	68.300	PEAK
4	* 5494.775	24.013	94.293	118.306	--	--	PEAK
5	5725.000	24.662	32.798	57.460	-10.840	68.300	PEAK
6	5734.951	24.687	37.599	62.285	-6.015	68.300	PEAK

Note:

1. All readings above 1GHz are performed with peak and/or average measurements as necessary.
2. Peak measurements: RBW = 1MHz, VBW = 1MHz, Sweep: Auto.
3. Average measurements: RBW = 1MHz, VBW = 10 Hz, Sweep: Auto.
4. “ * ”, means this data is the worst emission level.
5. Measurement Level = Reading Level + Correct Factor.
6. The average measurement was not performed when the peak measured data under the limit of average detection.

Site : CB4-H	Time : 2017/05/31
Limit : FCC_SpartC_15.209_03M_AV	Margin : 6
Probe : CB4-H_FCC_EFS_B091_1-18GHz_3M_0117 - HORIZONTAL	Power : AC 120V/60Hz
EUT : Wireless-AC2900 Dual Band Gigabit Router	Note : Mode 1: Tx_ADP: AD890326010-2LF_ CDD Mode (802.11 a)_ 802.11a_5500MHz

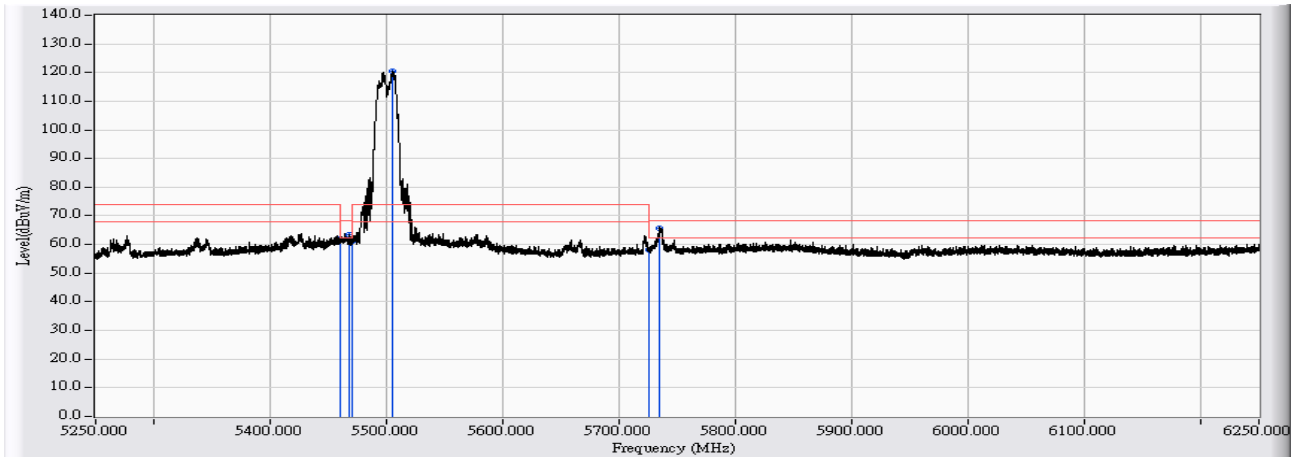


	Frequency (MHz)	Correct Factor (dB)	Reading Level (dBuV)	Measure Level (dBuV/m)	Margin (dB)	Limit (dBuV/m)	Detector Type
1	5350.000	23.806	20.677	44.483	-9.517	54.000	AVERAGE
2	5425.682	23.912	24.247	48.158	-5.842	54.000	AVERAGE
3	5460.000	23.958	23.356	47.314	-6.686	54.000	AVERAGE
4	* 5506.474	24.038	80.918	104.955	--	--	AVERAGE
5	5725.000	24.662	20.622	45.284	-8.716	54.000	AVERAGE

Note:

1. All readings above 1GHz are performed with peak and/or average measurements as necessary.
2. Peak measurements: RBW = 1MHz, VBW = 1MHz, Sweep: Auto.
3. Average measurements: RBW = 1MHz, VBW = 10 Hz, Sweep: Auto.
4. “ * ”, means this data is the worst emission level.
5. Measurement Level = Reading Level + Correct Factor.
6. The average measurement was not performed when the peak measured data under the limit of average detection.

Site : CB4-H	Time : 2017/05/31
Limit : FCC_SPARTE_15.407_H_BAND3_03M_PK	Margin : 6
Probe : CB4-H_FCC_EFS_B091_1-18GHz_3M_0117 - VERTICAL	Power : AC 120V/60Hz
EUT : Wireless-AC2900 Dual Band Gigabit Router	Note : Mode 1: Tx_ADP: AD890326010-2LF_CDD Mode (802.11 a)_ 802.11a_5500MHz

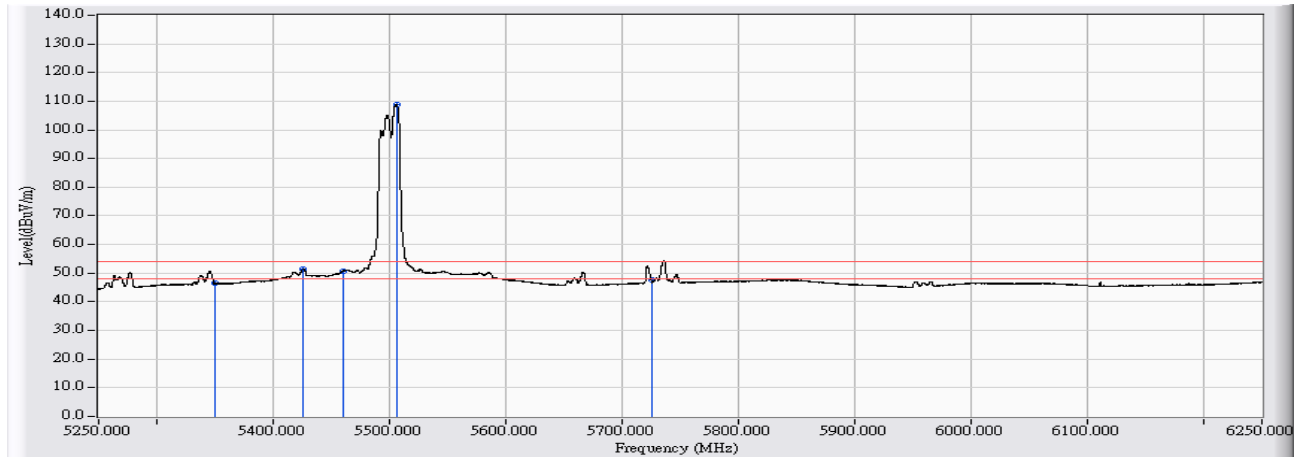


	Frequency (MHz)	Correct Factor (dB)	Reading Level (dBuV)	Measure Level (dBuV/m)	Margin (dB)	Limit (dBuV/m)	Detector Type
1	5460.000	23.958	38.117	62.075	-6.225	68.300	PEAK
2	5468.078	23.971	39.625	63.595	-4.705	68.300	PEAK
3	5470.000	23.973	37.139	61.112	-7.188	68.300	PEAK
4	* 5505.274	24.033	96.395	120.429	--	--	PEAK
5	5725.000	24.662	33.532	58.194	-10.106	68.300	PEAK
6	5734.351	24.685	41.144	65.829	-2.471	68.300	PEAK

Note:

1. All readings above 1GHz are performed with peak and/or average measurements as necessary.
2. Peak measurements: RBW = 1MHz, VBW = 1MHz, Sweep: Auto.
3. Average measurements: RBW = 1MHz, VBW = 10 Hz, Sweep: Auto.
4. “ * ”, means this data is the worst emission level.
5. Measurement Level = Reading Level + Correct Factor.
6. The average measurement was not performed when the peak measured data under the limit of average detection.

Site : CB4-H	Time : 2017/05/31
Limit : FCC_SpartC_15.209_03M_AV	Margin : 6
Probe : CB4-H_FCC_EFS_B091_1-18GHz_3M_0117 - VERTICAL	Power : AC 120V/60Hz
EUT : Wireless-AC2900 Dual Band Gigabit Router	Note : Mode 1: Tx_ADP: AD890326010-2LF_ CDD Mode (802.11 a)_ 802.11a_5500MHz

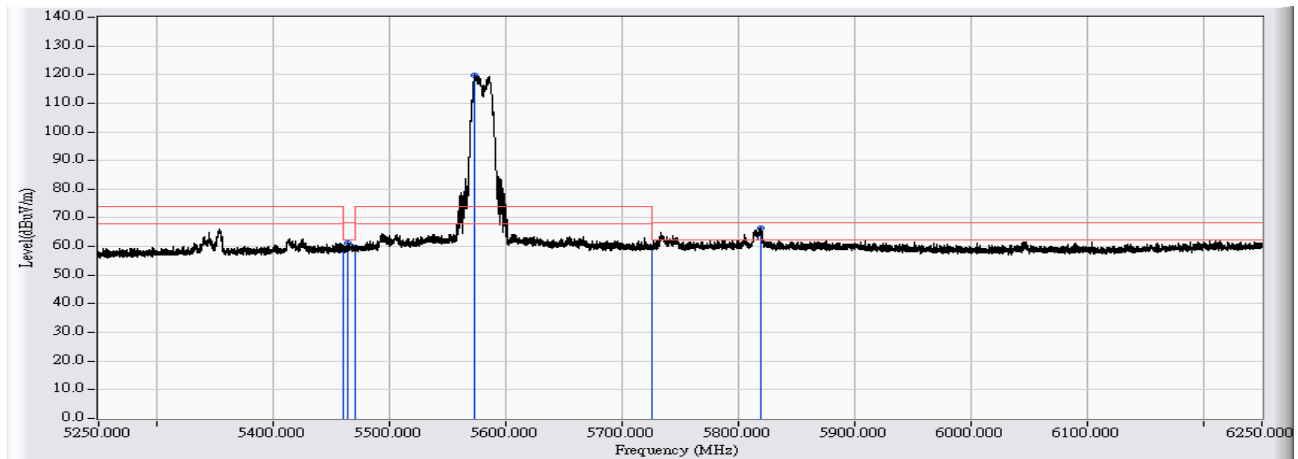


	Frequency (MHz)	Correct Factor (dB)	Reading Level (dBuV)	Measure Level (dBuV/m)	Margin (dB)	Limit (dBuV/m)	Detector Type
1	5350.000	23.806	22.589	46.395	-7.605	54.000	AVERAGE
2	5425.382	23.911	27.623	51.534	-2.466	54.000	AVERAGE
3	5460.000	23.958	26.653	50.611	-3.389	54.000	AVERAGE
4	* 5505.974	24.036	84.982	109.018	--	--	AVERAGE
5	5725.000	24.662	22.856	47.518	-6.482	54.000	AVERAGE

Note:

1. All readings above 1GHz are performed with peak and/or average measurements as necessary.
2. Peak measurements: RBW = 1MHz, VBW = 1MHz, Sweep: Auto.
3. Average measurements: RBW = 1MHz, VBW = 10 Hz, Sweep: Auto.
4. “ * ”, means this data is the worst emission level.
5. Measurement Level = Reading Level + Correct Factor.
6. The average measurement was not performed when the peak measured data under the limit of average detection.

Site : CB4-H	Time : 2017/05/08
Limit : FCC_SPARTE_15.407_H_BAND3_03M_PK	Margin : 6
Probe : CB4-H_FCC_EFS_B091_1-18GHz_3M_0117 - HORIZONTAL	Power : AC 120V/60Hz
EUT : Wireless-AC2900 Dual Band Gigabit Router	Note : Mode 1: Tx_ADP: AD890326010-2LF_CDD Mode (802.11 a)_ 802.11a_5580MHz

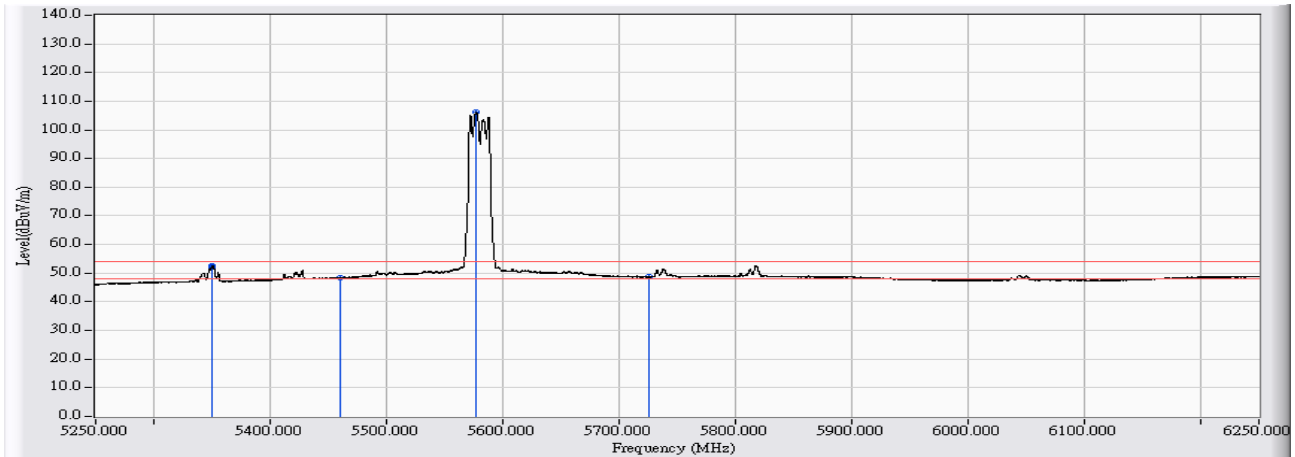


	Frequency (MHz)	Correct Factor (dB)	Reading Level (dBuV)	Measure Level (dBuV/m)	Margin (dB)	Limit (dBuV/m)	Detector Type
1	5460.000	7.376	51.450	58.826	-9.474	68.300	PEAK
2	5463.679	7.378	53.771	61.150	-7.150	68.300	PEAK
3	5470.000	7.383	52.343	59.726	-8.574	68.300	PEAK
4	* 5573.668	7.613	111.999	119.612	--	--	PEAK
5	5725.000	8.042	51.772	59.814	-8.486	68.300	PEAK
6	5818.743	8.301	58.019	66.321	-1.979	68.300	PEAK

Note:

1. All readings above 1GHz are performed with peak and/or average measurements as necessary.
2. Peak measurements: RBW = 1MHz, VBW = 1MHz, Sweep: Auto.
3. Average measurements: RBW = 1MHz, VBW = 10 Hz, Sweep: Auto.
4. “ * ”, means this data is the worst emission level.
5. Measurement Level = Reading Level + Correct Factor.
6. The average measurement was not performed when the peak measured data under the limit of average detection.

Site : CB4-H	Time : 2017/05/08
Limit : FCC_SpartC_15.209_03M_AV	Margin : 6
Probe : CB4-H_FCC_EFS_B091_1-18GHz_3M_0117 - HORIZONTAL	Power : AC 120V/60Hz
EUT : Wireless-AC2900 Dual Band Gigabit Router	Note : Mode 1: Tx_ADP: AD890326010-2LF_ CDD Mode (802.11 a)_ 802.11a_5580MHz

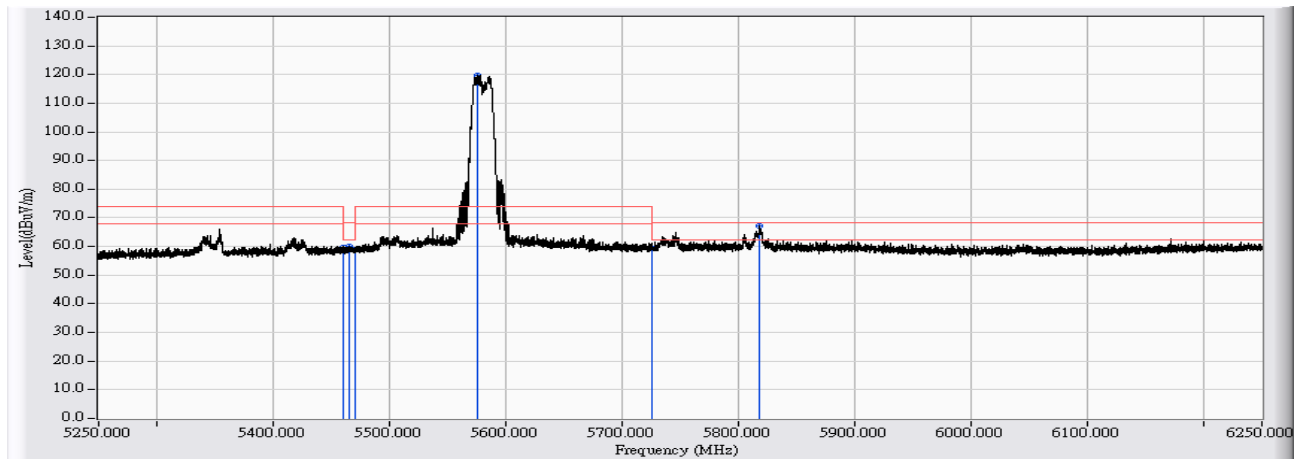


	Frequency (MHz)	Correct Factor (dB)	Reading Level (dBuV)	Measure Level (dBuV/m)	Margin (dB)	Limit (dBuV/m)	Detector Type
1	5350.000	7.298	44.945	52.243	-1.757	54.000	AVERAGE
2	5350.390	7.298	45.230	52.528	-1.472	54.000	AVERAGE
3	5460.000	7.376	40.909	48.285	-5.715	54.000	AVERAGE
4	* 5576.967	7.623	98.721	106.344	--	--	AVERAGE
5	5725.000	8.042	40.624	48.666	-5.334	54.000	AVERAGE

Note:

1. All readings above 1GHz are performed with peak and/or average measurements as necessary.
2. Peak measurements: RBW = 1MHz, VBW = 1MHz, Sweep: Auto.
3. Average measurements: RBW = 1MHz, VBW = 10 Hz, Sweep: Auto.
4. “ * ”, means this data is the worst emission level.
5. Measurement Level = Reading Level + Correct Factor.
6. The average measurement was not performed when the peak measured data under the limit of average detection.

Site : CB4-H	Time : 2017/05/08
Limit : FCC_SPARTE_15.407_H_BAND3_03M_PK	Margin : 6
Probe : CB4-H_FCC_EFS_B091_1-18GHz_3M_0117 - VERTICAL	Power : AC 120V/60Hz
EUT : Wireless-AC2900 Dual Band Gigabit Router	Note : Mode 1: Tx_ADP: AD890326010-2LF_ CDD Mode (802.11 a)_ 802.11a_5580MHz

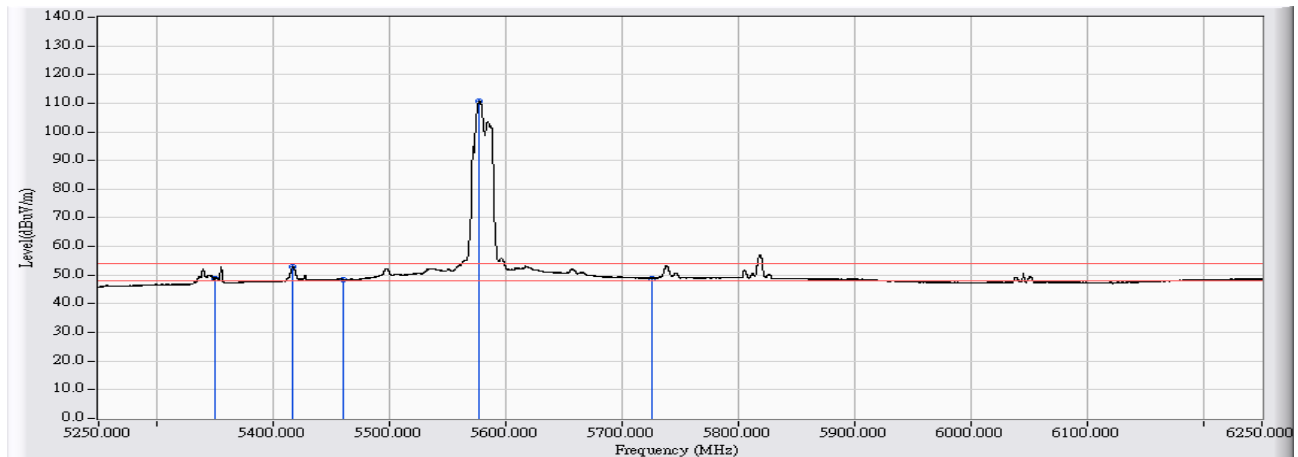


	Frequency (MHz)	Correct Factor (dB)	Reading Level (dBuV)	Measure Level (dBuV/m)	Margin (dB)	Limit (dBuV/m)	Detector Type
1	5460.000	7.376	52.489	59.865	-8.435	68.300	PEAK
2	5465.978	7.380	52.821	60.201	-8.099	68.300	PEAK
3	5470.000	7.383	51.593	58.976	-9.324	68.300	PEAK
4	* 5576.067	7.620	112.210	119.830	--	--	PEAK
5	5725.000	8.042	51.094	59.136	-9.164	68.300	PEAK
6	5818.243	8.300	58.907	67.207	-1.093	68.300	PEAK

Note:

1. All readings above 1GHz are performed with peak and/or average measurements as necessary.
2. Peak measurements: RBW = 1MHz, VBW = 1MHz, Sweep: Auto.
3. Average measurements: RBW = 1MHz, VBW = 10 Hz, Sweep: Auto.
4. “ * ”, means this data is the worst emission level.
5. Measurement Level = Reading Level + Correct Factor.
6. The average measurement was not performed when the peak measured data under the limit of average detection.

Site : CB4-H	Time : 2017/05/08
Limit : FCC_SpartC_15.209_03M_AV	Margin : 6
Probe : CB4-H_FCC_EFS_B091_1-18GHz_3M_0117 - VERTICAL	Power : AC 120V/60Hz
EUT : Wireless-AC2900 Dual Band Gigabit Router	Note : Mode 1: Tx_ADP: AD890326010-2LF_ CDD Mode (802.11 a)_ 802.11a_5580MHz

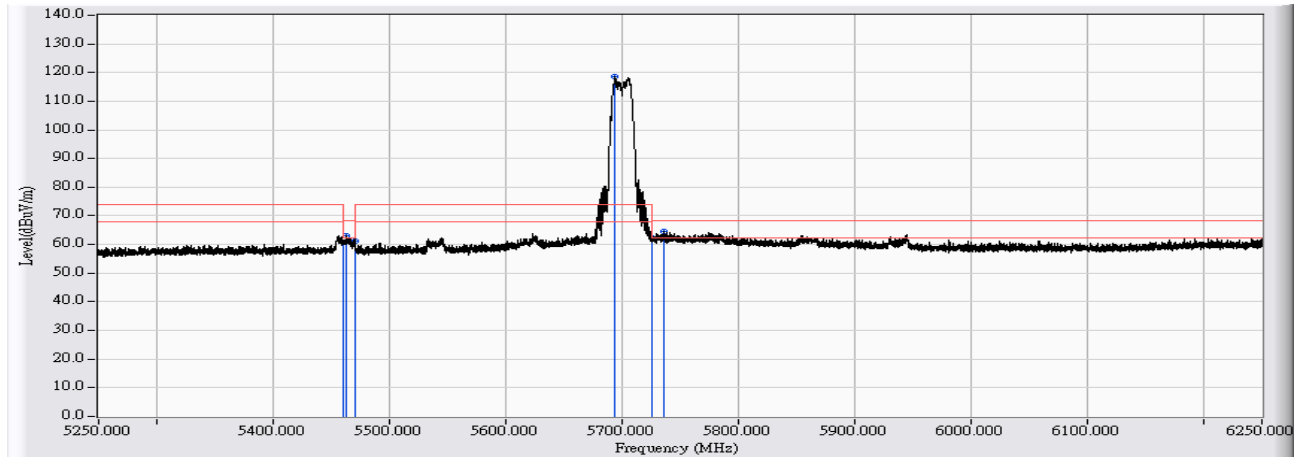


	Frequency (MHz)	Correct Factor (dB)	Reading Level (dBuV)	Measure Level (dBuV/m)	Margin (dB)	Limit (dBuV/m)	Detector Type
1	5350.000	7.298	41.511	48.809	-5.191	54.000	AVERAGE
2	5416.883	7.346	45.455	52.800	-1.200	54.000	AVERAGE
3	5460.000	7.376	41.155	48.531	-5.469	54.000	AVERAGE
4	* 5577.067	7.623	103.239	110.862	--	--	AVERAGE
5	5725.000	8.042	40.939	48.981	-5.019	54.000	AVERAGE

Note:

1. All readings above 1GHz are performed with peak and/or average measurements as necessary.
2. Peak measurements: RBW = 1MHz, VBW = 1MHz, Sweep: Auto.
3. Average measurements: RBW = 1MHz, VBW = 10 Hz, Sweep: Auto.
4. “ * ”, means this data is the worst emission level.
5. Measurement Level = Reading Level + Correct Factor.
6. The average measurement was not performed when the peak measured data under the limit of average detection.

Site : CB4-H	Time : 2017/05/08
Limit : FCC_SPARTE_15.407_H_BAND3_03M_PK	Margin : 6
Probe : CB4-H_FCC_EFS_B091_1-18GHz_3M_0117 - HORIZONTAL	Power : AC 120V/60Hz
EUT : Wireless-AC2900 Dual Band Gigabit Router	Note : Mode 1: Tx_ADP: AD890326010-2LF_CDD Mode (802.11 a)_ 802.11a_5700MHz

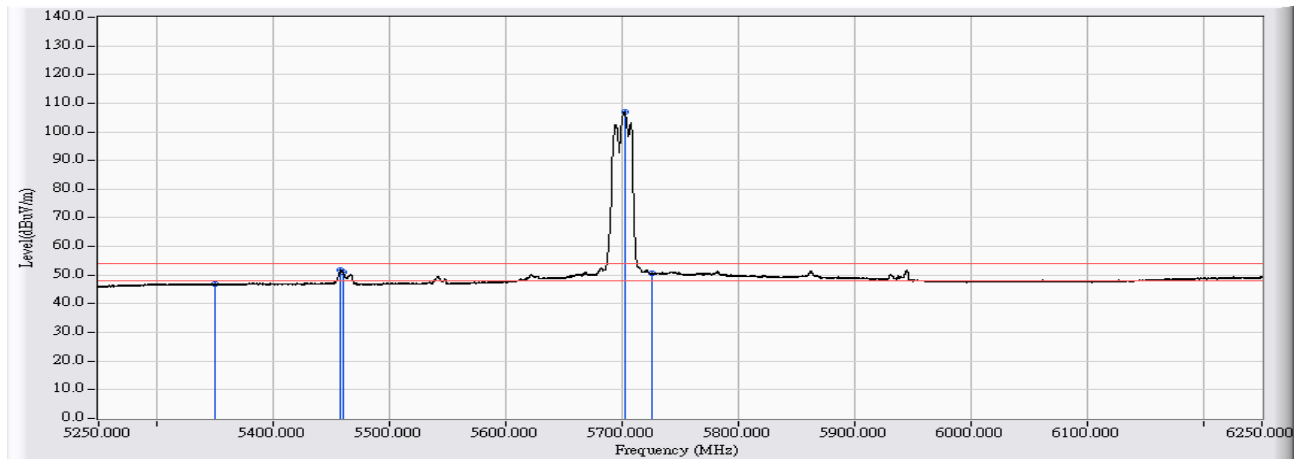


	Frequency (MHz)	Correct Factor (dB)	Reading Level (dBuV)	Measure Level (dBuV/m)	Margin (dB)	Limit (dBuV/m)	Detector Type
1	5460.000	7.376	53.542	60.918	-7.382	68.300	PEAK
2	5462.879	7.377	55.716	63.094	-5.206	68.300	PEAK
3	5470.000	7.383	53.713	61.096	-7.204	68.300	PEAK
4	* 5694.155	7.955	110.473	118.428	--	--	PEAK
5	5725.000	8.042	54.112	62.154	-6.146	68.300	PEAK
6	5735.651	8.072	56.514	64.586	-3.714	68.300	PEAK

Note:

1. All readings above 1GHz are performed with peak and/or average measurements as necessary.
2. Peak measurements: RBW = 1MHz, VBW = 1MHz, Sweep: Auto.
3. Average measurements: RBW = 1MHz, VBW = 10 Hz, Sweep: Auto.
4. “ * ”, means this data is the worst emission level.
5. Measurement Level = Reading Level + Correct Factor.
6. The average measurement was not performed when the peak measured data under the limit of average detection.

Site : CB4-H	Time : 2017/05/08
Limit : FCC_SpartC_15.209_03M_AV	Margin : 6
Probe : CB4-H_FCC_EFS_B091_1-18GHz_3M_0117 - HORIZONTAL	Power : AC 120V/60Hz
EUT : Wireless-AC2900 Dual Band Gigabit Router	Note : Mode 1: Tx_ADP: AD890326010-2LF_ CDD Mode (802.11 a)_ 802.11a_5700MHz

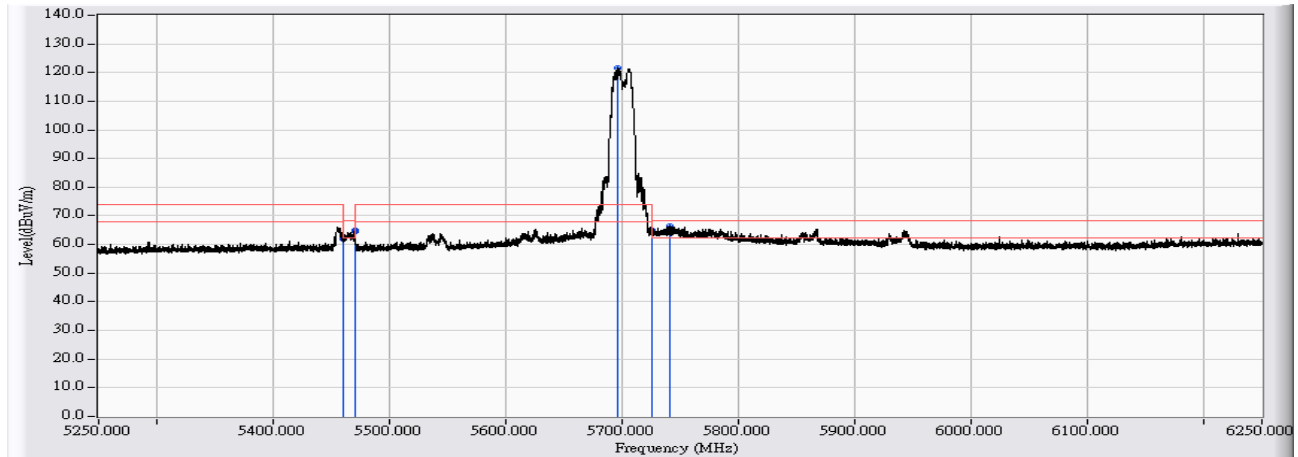


	Frequency (MHz)	Correct Factor (dB)	Reading Level (dBuV)	Measure Level (dBuV/m)	Margin (dB)	Limit (dBuV/m)	Detector Type
1	5350.000	7.298	39.486	46.784	-7.216	54.000	AVERAGE
2	5458.179	7.374	44.310	51.685	-2.315	54.000	AVERAGE
3	5460.000	7.376	43.599	50.975	-3.025	54.000	AVERAGE
4	* 5701.955	7.978	99.109	107.086	--	--	AVERAGE
5	5725.000	8.042	42.466	50.508	-3.492	54.000	AVERAGE

Note:

1. All readings above 1GHz are performed with peak and/or average measurements as necessary.
2. Peak measurements: RBW = 1MHz, VBW = 1MHz, Sweep: Auto.
3. Average measurements: RBW = 1MHz, VBW = 10 Hz, Sweep: Auto.
4. “ * ”, means this data is the worst emission level.
5. Measurement Level = Reading Level + Correct Factor.
6. The average measurement was not performed when the peak measured data under the limit of average detection.

Site : CB4-H	Time : 2017/05/08
Limit : FCC_SPARTE_15.407_H_BAND3_03M_PK	Margin : 6
Probe : CB4-H_FCC_EFS_B091_1-18GHz_3M_0117 - VERTICAL	Power : AC 120V/60Hz
EUT : Wireless-AC2900 Dual Band Gigabit Router	Note : Mode 1: Tx_ADP: AD890326010-2LF_CDD Mode (802.11 a)_ 802.11a_5700MHz

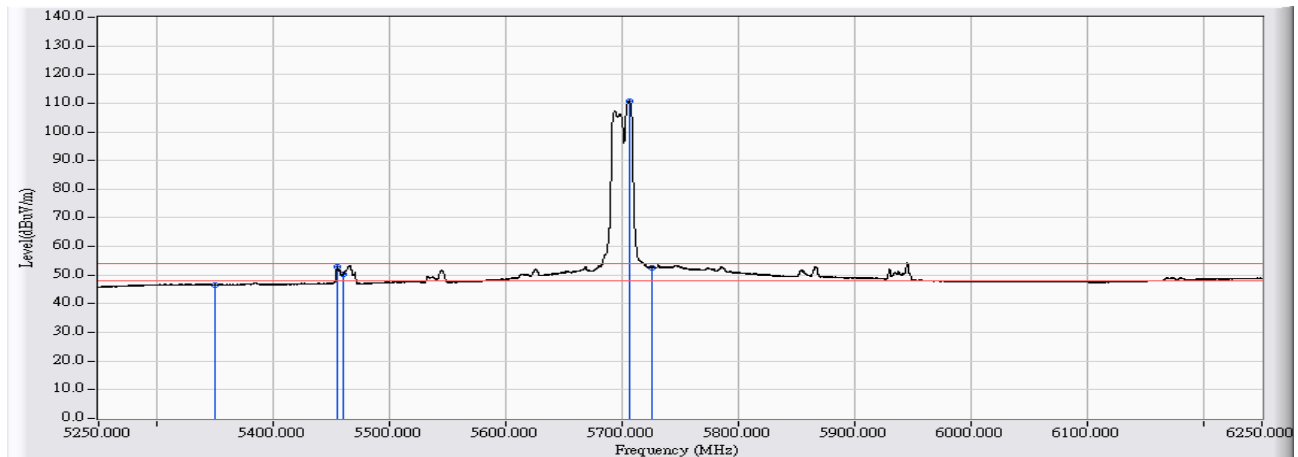


	Frequency (MHz)	Correct Factor (dB)	Reading Level (dBuV)	Measure Level (dBuV/m)	Margin (dB)	Limit (dBuV/m)	Detector Type
1	5460.000	7.376	54.389	61.765	-6.535	68.300	PEAK
2	5469.978	7.383	57.720	65.103	-3.197	68.300	PEAK
3	5470.000	7.383	57.258	64.641	-3.659	68.300	PEAK
4	* 5696.155	7.960	113.671	121.631	--	--	PEAK
5	5725.000	8.042	57.026	65.068	-3.232	68.300	PEAK
6	5741.251	8.089	58.309	66.397	-1.903	68.300	PEAK

Note:

1. All readings above 1GHz are performed with peak and/or average measurements as necessary.
2. Peak measurements: RBW = 1MHz, VBW = 1MHz, Sweep: Auto.
3. Average measurements: RBW = 1MHz, VBW = 10 Hz, Sweep: Auto.
4. “ * ”, means this data is the worst emission level.
5. Measurement Level = Reading Level + Correct Factor.
6. The average measurement was not performed when the peak measured data under the limit of average detection.

Site : CB4-H	Time : 2017/05/08
Limit : FCC_SpartC_15.209_03M_AV	Margin : 6
Probe : CB4-H_FCC_EFS_B091_1-18GHz_3M_0117 - VERTICAL	Power : AC 120V/60Hz
EUT : Wireless-AC2900 Dual Band Gigabit Router	Note : Mode 1: Tx_ADP: AD890326010-2LF_ CDD Mode (802.11 a)_ 802.11a_5700MHz

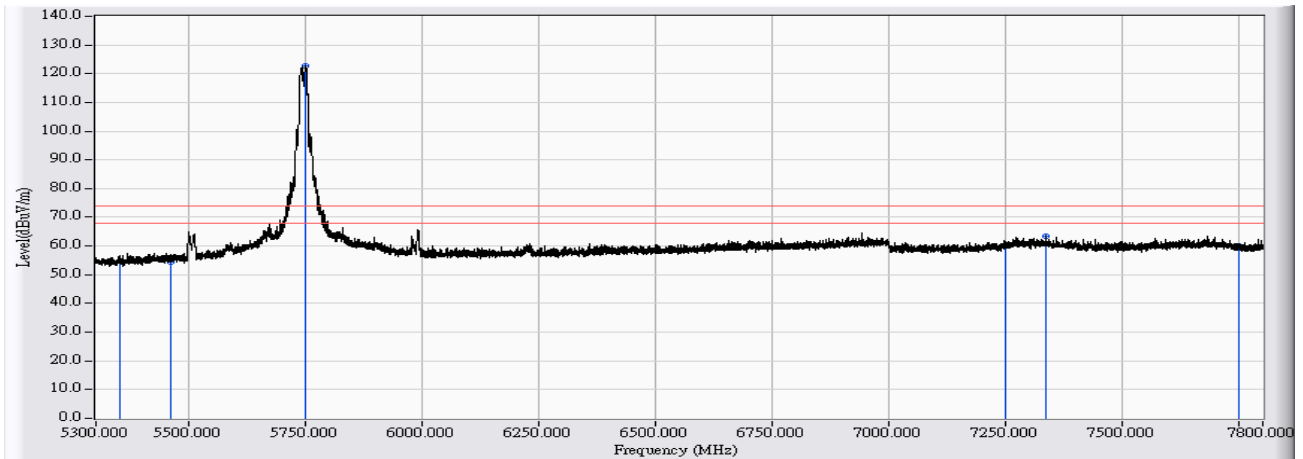


	Frequency (MHz)	Correct Factor (dB)	Reading Level (dBuV)	Measure Level (dBuV/m)	Margin (dB)	Limit (dBuV/m)	Detector Type
1	5350.000	7.298	39.422	46.720	-7.280	54.000	AVERAGE
2	5455.379	7.372	45.410	52.783	-1.217	54.000	AVERAGE
3	5460.000	7.376	42.761	50.137	-3.863	54.000	AVERAGE
4	* 5706.254	7.989	102.879	110.868	--	--	AVERAGE
5	5725.000	8.042	44.614	52.656	-1.344	54.000	AVERAGE

Note:

1. All readings above 1GHz are performed with peak and/or average measurements as necessary.
2. Peak measurements: RBW = 1MHz, VBW = 1MHz, Sweep: Auto.
3. Average measurements: RBW = 1MHz, VBW = 10 Hz, Sweep: Auto.
4. “ * ”, means this data is the worst emission level.
5. Measurement Level = Reading Level + Correct Factor.
6. The average measurement was not performed when the peak measured data under the limit of average detection.

Site : CB4-H	Time : 2017/02/22
Limit : FCC_SpartC_15.209_03M_PK	Margin : 6
Probe : CB4-H_FCC_EFS_B091_1-18GHz_3M_0117 - HORIZONTAL	Power : AC 120V/60Hz
EUT : Wireless-AC2900 Dual Band Gigabit Router	Note : Mode 1: Tx_ADP: AD890326010-2LF_CDD Mode (802.11 a)_ 802.11a_5745MHz

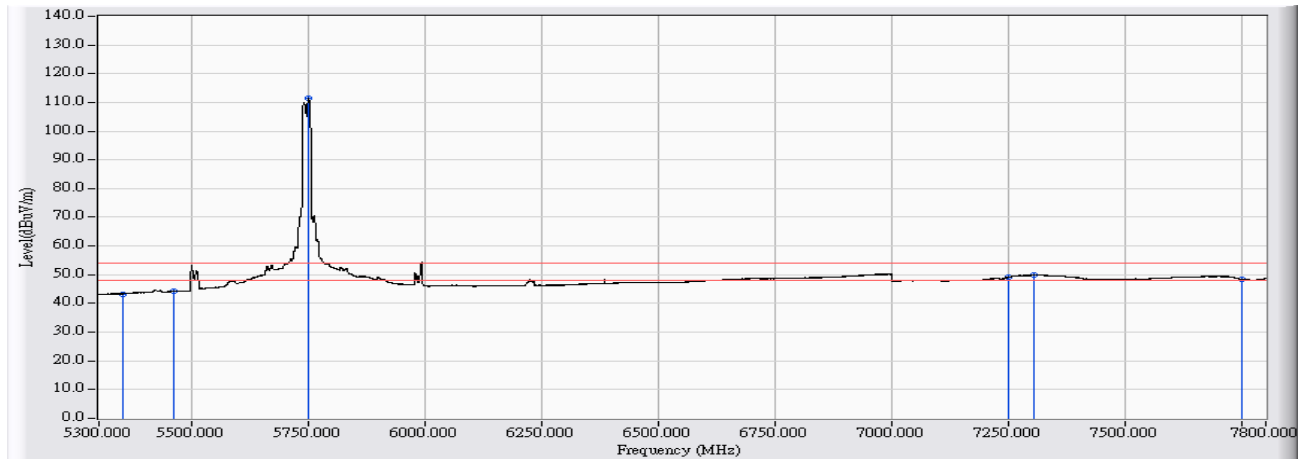


	Frequency (MHz)	Correct Factor (dB)	Reading Level (dBuV)	Measure Level (dBuV/m)	Margin (dB)	Limit (dBuV/m)	Detector Type
1	5350.000	24.342	30.415	54.757	-19.243	74.000	PEAK
2	5460.000	24.289	30.165	54.454	-19.546	74.000	PEAK
3	5748.455	25.041	97.825	122.866	--	--	PEAK
4	7250.000	30.207	29.772	59.978	-14.022	74.000	PEAK
5	* 7336.546	30.485	32.844	63.329	-10.671	74.000	PEAK
6	7750.000	31.338	28.721	60.060	-13.940	74.000	PEAK

Note:

1. All readings above 1GHz are performed with peak and/or average measurements as necessary.
2. Peak measurements: RBW = 1MHz, VBW = 1MHz, Sweep: Auto.
3. Average measurements: RBW = 1MHz, VBW = 10 Hz, Sweep: Auto.
4. “ * ”, means this data is the worst emission level.
5. Measurement Level = Reading Level + Correct Factor.
6. The average measurement was not performed when the peak measured data under the limit of average detection.

Site : CB4-H	Time : 2017/02/22
Limit : FCC_SpartC_15.209_03M_AV	Margin : 6
Probe : CB4-H_FCC_EFS_B091_1-18GHz_3M_0117 - HORIZONTAL	Power : AC 120V/60Hz
EUT : Wireless-AC2900 Dual Band Gigabit Router	Note : Mode 1: Tx_ADP: AD890326010-2LF_CDD Mode (802.11 a)_ 802.11a_5745MHz

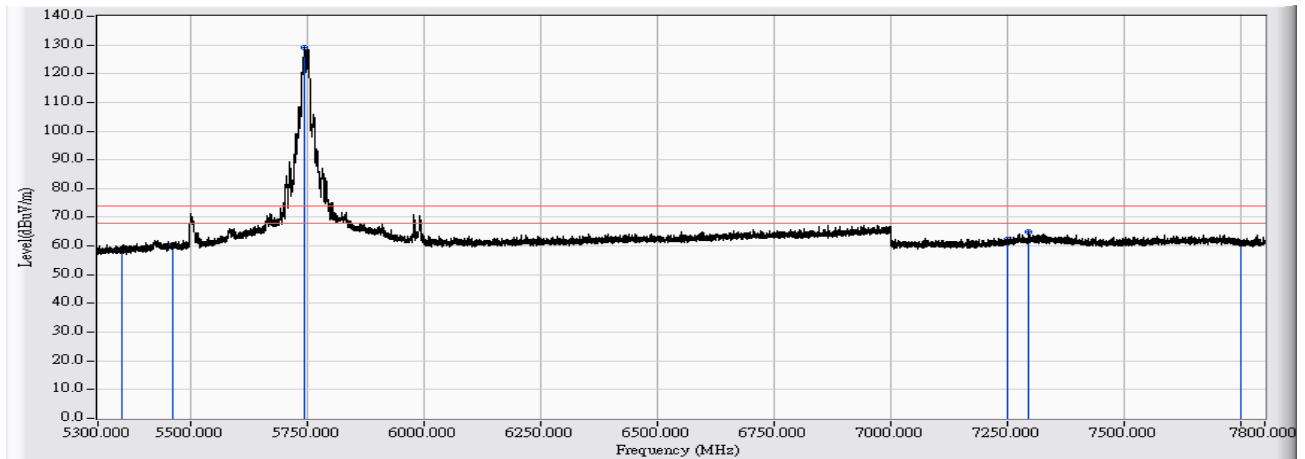


	Frequency (MHz)	Correct Factor (dB)	Reading Level (dBuV)	Measure Level (dBuV/m)	Margin (dB)	Limit (dBuV/m)	Detector Type
1	5350.000	24.342	18.980	43.322	-10.678	54.000	AVERAGE
2	5460.000	24.289	19.938	44.227	-9.773	54.000	AVERAGE
3	5749.455	25.042	86.292	111.334	--	--	AVERAGE
4	7250.000	30.207	18.968	49.174	-4.826	54.000	AVERAGE
5	* 7302.800	30.375	19.507	49.883	-4.117	54.000	AVERAGE
6	7750.000	31.338	17.066	48.405	-5.595	54.000	AVERAGE

Note:

1. All readings above 1GHz are performed with peak and/or average measurements as necessary.
2. Peak measurements: RBW = 1MHz, VBW = 1MHz, Sweep: Auto.
3. Average measurements: RBW = 1MHz, VBW = 10 Hz, Sweep: Auto.
4. “ * ”, means this data is the worst emission level.
5. Measurement Level = Reading Level + Correct Factor.
6. The average measurement was not performed when the peak measured data under the limit of average detection.

Site : CB4-H	Time : 2017/02/22
Limit : FCC_SpartC_15.209_03M_PK	Margin : 6
Probe : CB4-H_FCC_EFS_B091_1-18GHz_3M_0117 - VERTICAL	Power : AC 120V/60Hz
EUT : Wireless-AC2900 Dual Band Gigabit Router	Note : Mode 1: Tx_ADP: AD890326010-2LF_ CDD Mode (802.11 a)_ 802.11a_5745MHz

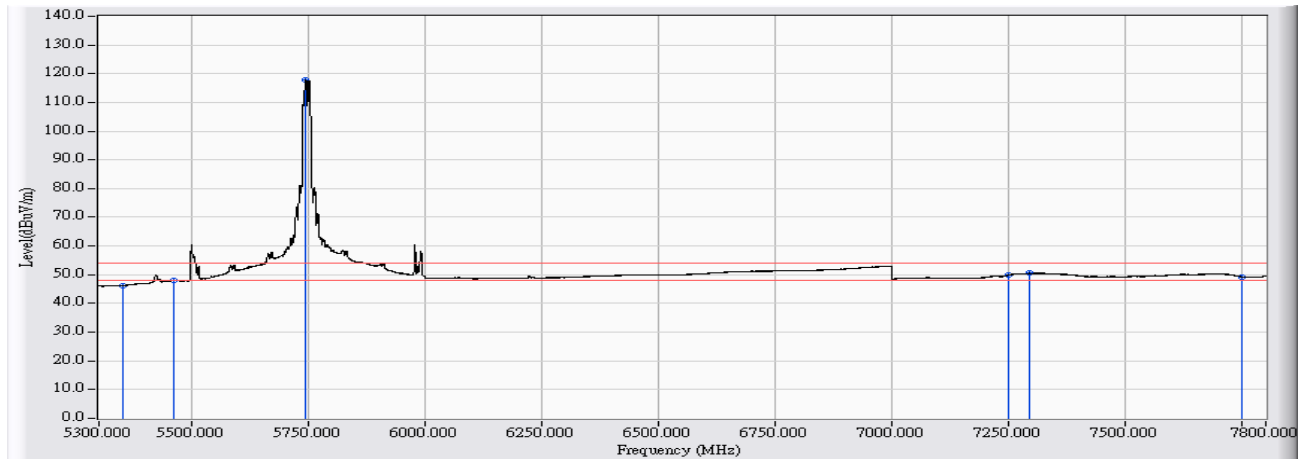


	Frequency (MHz)	Correct Factor (dB)	Reading Level (dBuV)	Measure Level (dBuV/m)	Margin (dB)	Limit (dBuV/m)	Detector Type
1	5350.000	24.342	34.258	58.600	-15.400	74.000	PEAK
2	5460.000	24.289	36.307	60.596	-13.404	74.000	PEAK
3	5743.206	25.033	104.163	129.196	--	--	PEAK
4	7250.000	30.207	31.920	62.126	-11.874	74.000	PEAK
5	* 7294.550	30.350	34.618	64.967	-9.033	74.000	PEAK
6	7750.000	31.338	29.708	61.047	-12.953	74.000	PEAK

Note:

1. All readings above 1GHz are performed with peak and/or average measurements as necessary.
2. Peak measurements: RBW = 1MHz, VBW = 1MHz, Sweep: Auto.
3. Average measurements: RBW = 1MHz, VBW = 10 Hz, Sweep: Auto.
4. “ * ”, means this data is the worst emission level.
5. Measurement Level = Reading Level + Correct Factor.
6. The average measurement was not performed when the peak measured data under the limit of average detection.

Site : CB4-H	Time : 2017/02/22
Limit : FCC_SpartC_15.209_03M_AV	Margin : 6
Probe : CB4-H_FCC_EFS_B091_1-18GHz_3M_0117 - VERTICAL	Power : AC 120V/60Hz
EUT : Wireless-AC2900 Dual Band Gigabit Router	Note : Mode 1: Tx_ADP: AD890326010-2LF_CDD Mode (802.11 a)_ 802.11a_5745MHz

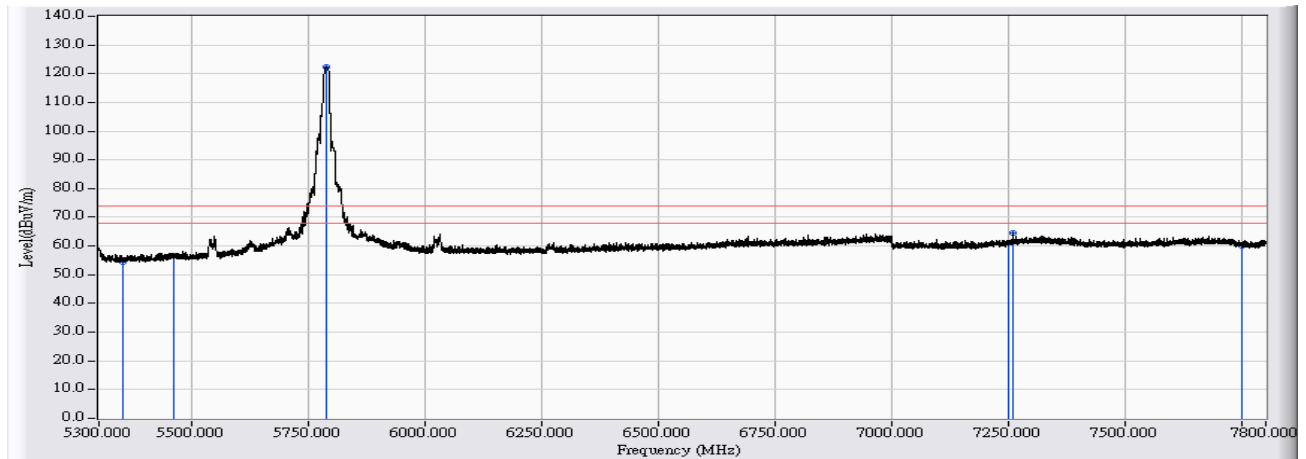


	Frequency (MHz)	Correct Factor (dB)	Reading Level (dBuV)	Measure Level (dBuV/m)	Margin (dB)	Limit (dBuV/m)	Detector Type
1	5350.000	24.342	21.836	46.178	-7.822	54.000	AVERAGE
2	5460.000	24.289	23.678	47.967	-6.033	54.000	AVERAGE
3	5742.955	25.032	92.835	117.867	--	--	AVERAGE
4	7250.000	30.207	19.746	49.952	-4.048	54.000	AVERAGE
5	* 7294.550	30.350	20.171	50.520	-3.480	54.000	AVERAGE
6	7750.000	31.338	17.877	49.216	-4.784	54.000	AVERAGE

Note:

1. All readings above 1GHz are performed with peak and/or average measurements as necessary.
2. Peak measurements: RBW = 1MHz, VBW = 1MHz, Sweep: Auto.
3. Average measurements: RBW = 1MHz, VBW = 10 Hz, Sweep: Auto.
4. “ * ”, means this data is the worst emission level.
5. Measurement Level = Reading Level + Correct Factor.
6. The average measurement was not performed when the peak measured data under the limit of average detection.

Site : CB4-H	Time : 2017/02/22
Limit : FCC_SpartC_15.209_03M_PK	Margin : 6
Probe : CB4-H_FCC_EFS_B091_1-18GHz_3M_0117 - HORIZONTAL	Power : AC 120V/60Hz
EUT : Wireless-AC2900 Dual Band Gigabit Router	Note : Mode 1: Tx_ADP: AD890326010-2LF_CDD Mode (802.11 a)_ 802.11a_5785MHz

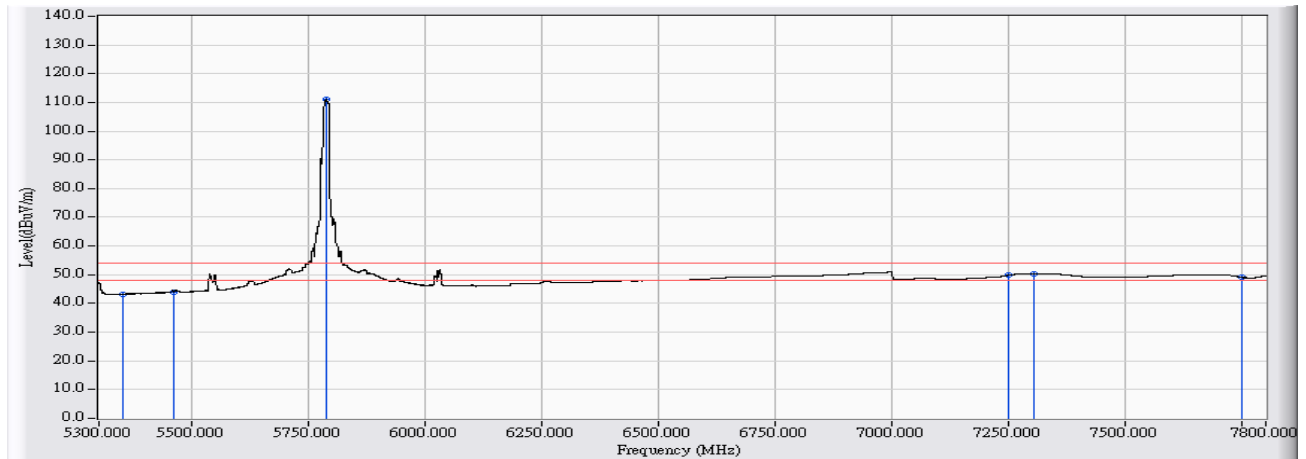


	Frequency (MHz)	Correct Factor (dB)	Reading Level (dBuV)	Measure Level (dBuV/m)	Margin (dB)	Limit (dBuV/m)	Detector Type
1	5350.000	24.342	29.925	54.267	-19.733	74.000	PEAK
2	5460.000	24.289	32.542	56.831	-17.169	74.000	PEAK
3	5786.451	25.099	97.396	122.495	--	--	PEAK
4	7250.000	30.207	31.049	61.255	-12.745	74.000	PEAK
5	* 7258.304	30.234	34.223	64.456	-9.544	74.000	PEAK
6	7750.000	31.338	28.754	60.093	-13.907	74.000	PEAK

Note:

1. All readings above 1GHz are performed with peak and/or average measurements as necessary.
2. Peak measurements: RBW = 1MHz, VBW = 1MHz, Sweep: Auto.
3. Average measurements: RBW = 1MHz, VBW = 10 Hz, Sweep: Auto.
4. “ * ”, means this data is the worst emission level.
5. Measurement Level = Reading Level + Correct Factor.
6. The average measurement was not performed when the peak measured data under the limit of average detection.

Site : CB4-H	Time : 2017/02/22
Limit : FCC_SpartC_15.209_03M_AV	Margin : 6
Probe : CB4-H_FCC_EFS_B091_1-18GHz_3M_0117 - HORIZONTAL	Power : AC 120V/60Hz
EUT : Wireless-AC2900 Dual Band Gigabit Router	Note : Mode 1: Tx_ADP: AD890326010-2LF_CDD Mode (802.11 a)_ 802.11a_5785MHz

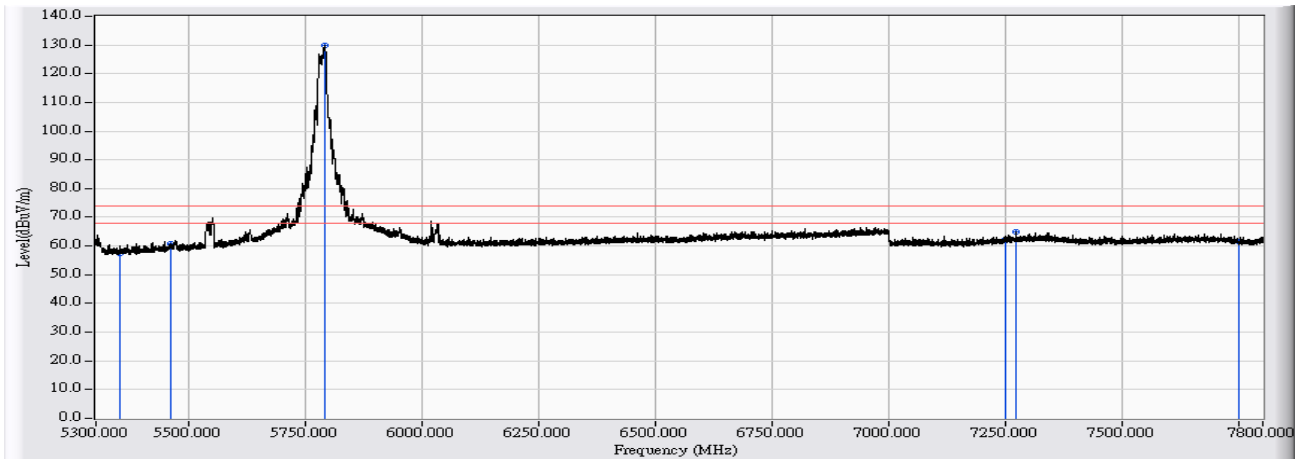


	Frequency (MHz)	Correct Factor (dB)	Reading Level (dBuV)	Measure Level (dBuV/m)	Margin (dB)	Limit (dBuV/m)	Detector Type
1	5350.000	24.342	18.840	43.182	-10.818	54.000	AVERAGE
2	5460.000	24.289	19.761	44.050	-9.950	54.000	AVERAGE
3	5786.201	25.098	86.124	111.222	--	--	AVERAGE
4	7250.000	30.207	19.725	49.931	-4.069	54.000	AVERAGE
5	* 7303.050	30.377	20.082	50.459	-3.541	54.000	AVERAGE
6	7750.000	31.338	17.682	49.021	-4.979	54.000	AVERAGE

Note:

1. All readings above 1GHz are performed with peak and/or average measurements as necessary.
2. Peak measurements: RBW = 1MHz, VBW = 1MHz, Sweep: Auto.
3. Average measurements: RBW = 1MHz, VBW = 10 Hz, Sweep: Auto.
4. “ * ”, means this data is the worst emission level.
5. Measurement Level = Reading Level + Correct Factor.
6. The average measurement was not performed when the peak measured data under the limit of average detection.

Site : CB4-H	Time : 2017/02/22
Limit : FCC_SpartC_15.209_03M_PK	Margin : 6
Probe : CB4-H_FCC_EFS_B091_1-18GHz_3M_0117 - VERTICAL	Power : AC 120V/60Hz
EUT : Wireless-AC2900 Dual Band Gigabit Router	Note : Mode 1: Tx_ADP: AD890326010-2LF_ CDD Mode (802.11 a)_ 802.11a_5785MHz

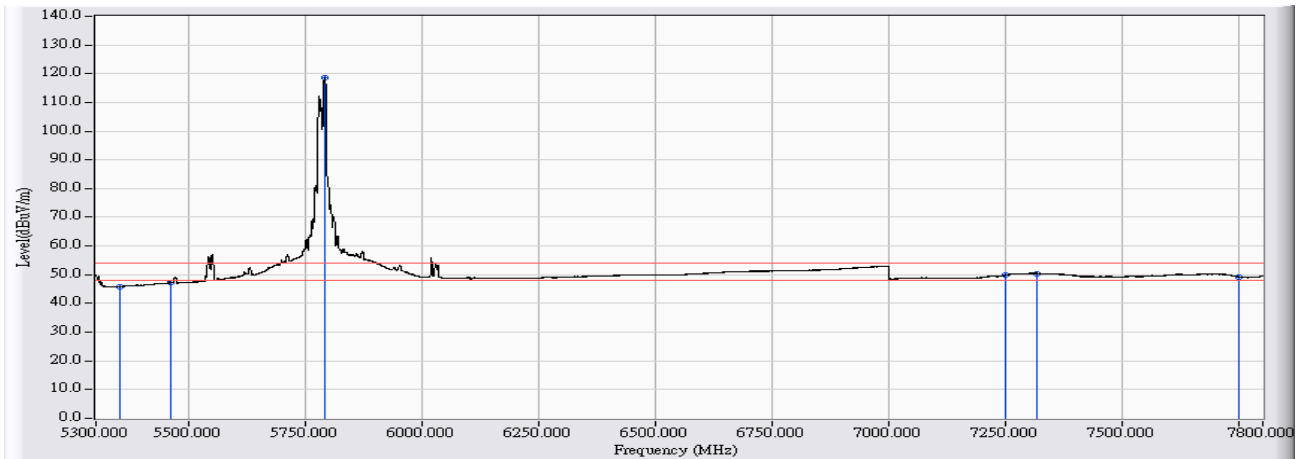


	Frequency (MHz)	Correct Factor (dB)	Reading Level (dBuV)	Measure Level (dBuV/m)	Margin (dB)	Limit (dBuV/m)	Detector Type
1	5350.000	24.342	33.208	57.550	-16.450	74.000	PEAK
2	5460.000	24.289	36.543	60.832	-13.168	74.000	PEAK
3	5790.201	25.104	104.943	130.047	--	--	PEAK
4	7250.000	30.207	32.001	62.207	-11.793	74.000	PEAK
5	* 7270.053	30.271	34.603	64.874	-9.126	74.000	PEAK
6	7750.000	31.338	30.370	61.709	-12.291	74.000	PEAK

Note:

1. All readings above 1GHz are performed with peak and/or average measurements as necessary.
2. Peak measurements: RBW = 1MHz, VBW = 1MHz, Sweep: Auto.
3. Average measurements: RBW = 1MHz, VBW = 10 Hz, Sweep: Auto.
4. “ * ”, means this data is the worst emission level.
5. Measurement Level = Reading Level + Correct Factor.
6. The average measurement was not performed when the peak measured data under the limit of average detection.

Site : CB4-H	Time : 2017/02/22
Limit : FCC_SpartC_15.209_03M_AV	Margin : 6
Probe : CB4-H_FCC_EFS_B091_1-18GHz_3M_0117 - VERTICAL	Power : AC 120V/60Hz
EUT : Wireless-AC2900 Dual Band Gigabit Router	Note : Mode 1: Tx_ADP: AD890326010-2LF_ CDD Mode (802.11 a)_ 802.11a_5785MHz

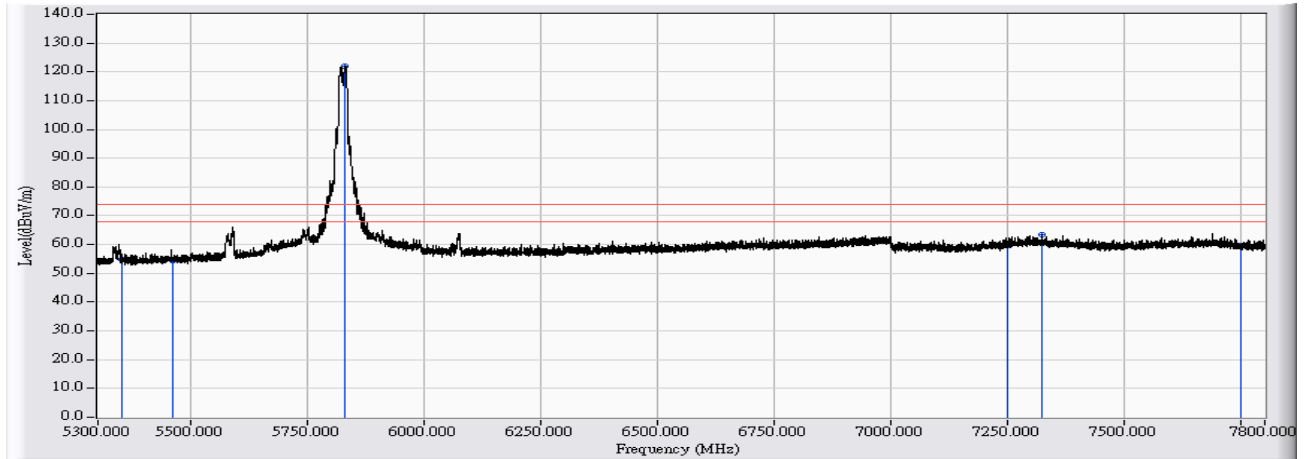


	Frequency (MHz)	Correct Factor (dB)	Reading Level (dBuV)	Measure Level (dBuV/m)	Margin (dB)	Limit (dBuV/m)	Detector Type
1	5350.000	24.342	21.493	45.835	-8.165	54.000	AVERAGE
2	5460.000	24.289	23.082	47.371	-6.629	54.000	AVERAGE
3	5790.201	25.104	93.654	118.758	--	--	AVERAGE
4	7250.000	30.207	19.755	49.961	-4.039	54.000	AVERAGE
5	* 7314.798	30.414	20.063	50.478	-3.522	54.000	AVERAGE
6	7750.000	31.338	17.876	49.215	-4.785	54.000	AVERAGE

Note:

1. All readings above 1GHz are performed with peak and/or average measurements as necessary.
2. Peak measurements: RBW = 1MHz, VBW = 1MHz, Sweep: Auto.
3. Average measurements: RBW = 1MHz, VBW = 10 Hz, Sweep: Auto.
4. “ * ”, means this data is the worst emission level.
5. Measurement Level = Reading Level + Correct Factor.
6. The average measurement was not performed when the peak measured data under the limit of average detection.

Site : CB4-H	Time : 2017/02/22
Limit : FCC_SpartC_15.209_03M_PK	Margin : 6
Probe : CB4-H_FCC_EFS_B091_1-18GHz_3M_0117 - HORIZONTAL	Power : AC 120V/60Hz
EUT : Wireless-AC2900 Dual Band Gigabit Router	Note : Mode 1: Tx_ADP: AD890326010-2LF_ CDD Mode (802.11 a)_ 802.11a_5825MHz

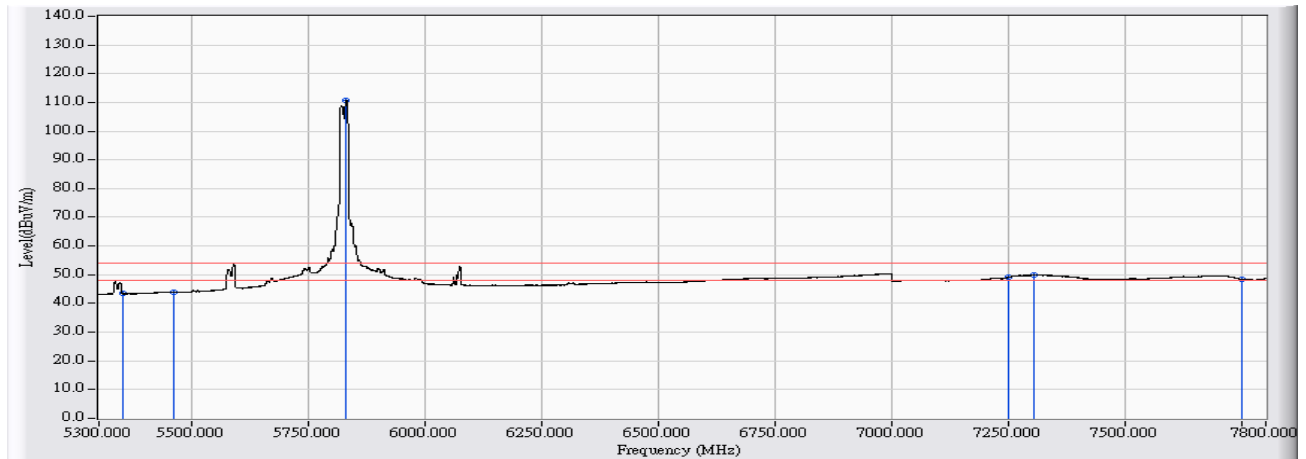


	Frequency (MHz)	Correct Factor (dB)	Reading Level (dBuV)	Measure Level (dBuV/m)	Margin (dB)	Limit (dBuV/m)	Detector Type
1	5350.000	24.342	30.543	54.885	-19.115	74.000	PEAK
2	5460.000	24.289	30.172	54.461	-19.539	74.000	PEAK
3	5829.947	25.173	96.848	122.022	--	--	PEAK
4	7250.000	30.207	29.394	59.600	-14.400	74.000	PEAK
5	* 7323.298	30.442	33.167	63.609	-10.391	74.000	PEAK
6	7750.000	31.338	28.235	59.574	-14.426	74.000	PEAK

Note:

1. All readings above 1GHz are performed with peak and/or average measurements as necessary.
2. Peak measurements: RBW = 1MHz, VBW = 1MHz, Sweep: Auto.
3. Average measurements: RBW = 1MHz, VBW = 10 Hz, Sweep: Auto.
4. “ * ”, means this data is the worst emission level.
5. Measurement Level = Reading Level + Correct Factor.
6. The average measurement was not performed when the peak measured data under the limit of average detection.

Site : CB4-H	Time : 2017/02/22
Limit : FCC_SpartC_15.209_03M_AV	Margin : 6
Probe : CB4-H_FCC_EFS_B091_1-18GHz_3M_0117 - HORIZONTAL	Power : AC 120V/60Hz
EUT : Wireless-AC2900 Dual Band Gigabit Router	Note : Mode 1: Tx_ADP: AD890326010-2LF_CDD Mode (802.11 a)_ 802.11a_5825MHz

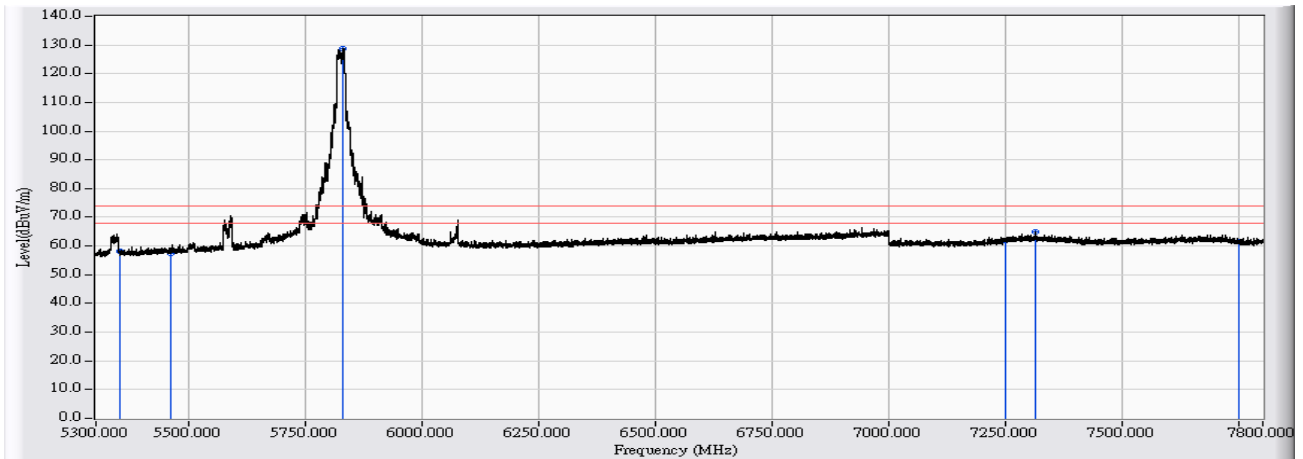


	Frequency (MHz)	Correct Factor (dB)	Reading Level (dBuV)	Measure Level (dBuV/m)	Margin (dB)	Limit (dBuV/m)	Detector Type
1	5350.000	24.342	19.024	43.366	-10.634	54.000	AVERAGE
2	5460.000	24.289	19.728	44.017	-9.983	54.000	AVERAGE
3	5830.447	25.175	85.480	110.655	--	--	AVERAGE
4	7250.000	30.207	19.040	49.246	-4.754	54.000	AVERAGE
5	* 7302.300	30.374	19.504	49.878	-4.122	54.000	AVERAGE
6	7750.000	31.338	17.058	48.397	-5.603	54.000	AVERAGE

Note:

1. All readings above 1GHz are performed with peak and/or average measurements as necessary.
2. Peak measurements: RBW = 1MHz, VBW = 1MHz, Sweep: Auto.
3. Average measurements: RBW = 1MHz, VBW = 10 Hz, Sweep: Auto.
4. “ * ”, means this data is the worst emission level.
5. Measurement Level = Reading Level + Correct Factor.
6. The average measurement was not performed when the peak measured data under the limit of average detection.

Site : CB4-H	Time : 2017/02/22
Limit : FCC_SpartC_15.209_03M_PK	Margin : 6
Probe : CB4-H_FCC_EFS_B091_1-18GHz_3M_0117 - VERTICAL	Power : AC 120V/60Hz
EUT : Wireless-AC2900 Dual Band Gigabit Router	Note : Mode 1: Tx_ADP: AD890326010-2LF_CDD Mode (802.11 a)_ 802.11a_5825MHz

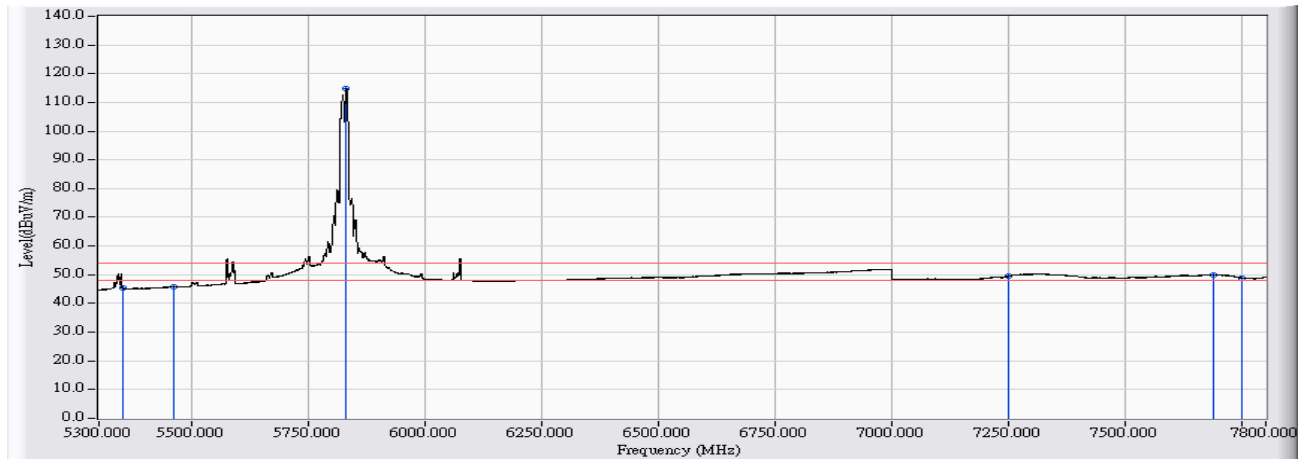


	Frequency (MHz)	Correct Factor (dB)	Reading Level (dBuV)	Measure Level (dBuV/m)	Margin (dB)	Limit (dBuV/m)	Detector Type
1	5350.000	24.342	33.926	58.268	-15.732	74.000	PEAK
2	5460.000	24.289	33.264	57.553	-16.447	74.000	PEAK
3	5830.197	25.174	103.619	128.793	--	--	PEAK
4	7250.000	30.207	31.839	62.045	-11.955	74.000	PEAK
5	* 7313.799	30.412	34.630	65.041	-8.959	74.000	PEAK
6	7750.000	31.338	30.130	61.469	-12.531	74.000	PEAK

Note:

1. All readings above 1GHz are performed with peak and/or average measurements as necessary.
2. Peak measurements: RBW = 1MHz, VBW = 1MHz, Sweep: Auto.
3. Average measurements: RBW = 1MHz, VBW = 10 Hz, Sweep: Auto.
4. “ * ”, means this data is the worst emission level.
5. Measurement Level = Reading Level + Correct Factor.
6. The average measurement was not performed when the peak measured data under the limit of average detection.

Site : CB4-H	Time : 2017/02/22
Limit : FCC_SpartC_15.209_03M_AV	Margin : 6
Probe : CB4-H_FCC_EFS_B091_1-18GHz_3M_0117 - VERTICAL	Power : AC 120V/60Hz
EUT : Wireless-AC2900 Dual Band Gigabit Router	Note : Mode 1: Tx_ADP: AD890326010-2LF_CDD Mode (802.11 a)_ 802.11a_5825MHz

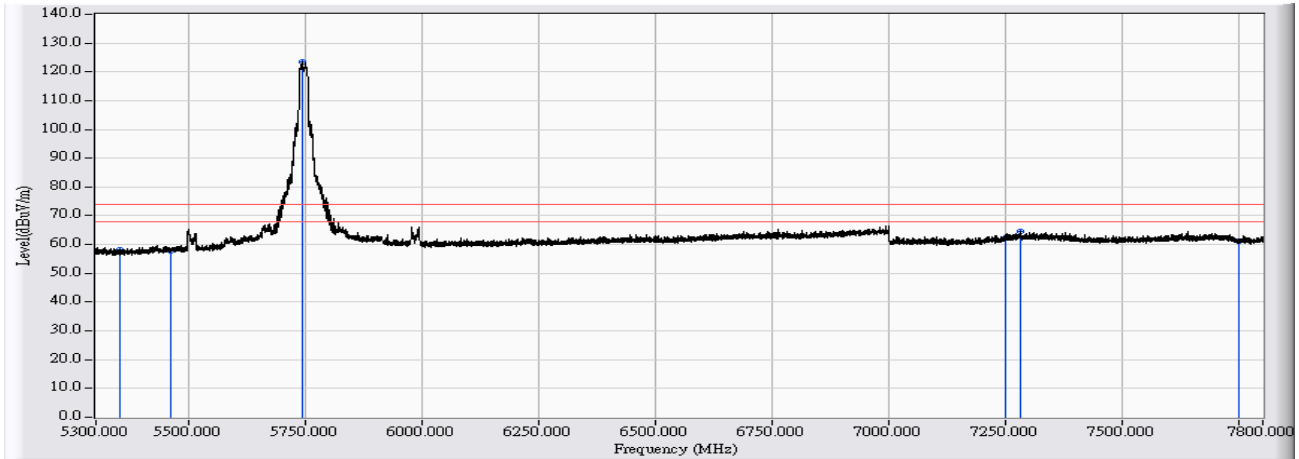


	Frequency (MHz)	Correct Factor (dB)	Reading Level (dBuV)	Measure Level (dBuV/m)	Margin (dB)	Limit (dBuV/m)	Detector Type
1	5350.000	24.342	20.916	45.258	-8.742	54.000	AVERAGE
2	5460.000	24.289	21.495	45.784	-8.216	54.000	AVERAGE
3	5830.197	25.174	89.493	114.667	--	--	AVERAGE
4	7250.000	30.207	19.425	49.631	-4.369	54.000	AVERAGE
5	* 7688.261	31.258	18.660	49.917	-4.083	54.000	AVERAGE
6	7750.000	31.338	17.504	48.843	-5.157	54.000	AVERAGE

Note:

1. All readings above 1GHz are performed with peak and/or average measurements as necessary.
2. Peak measurements: RBW = 1MHz, VBW = 1MHz, Sweep: Auto.
3. Average measurements: RBW = 1MHz, VBW = 10 Hz, Sweep: Auto.
4. “ * ”, means this data is the worst emission level.
5. Measurement Level = Reading Level + Correct Factor.
6. The average measurement was not performed when the peak measured data under the limit of average detection.

Site : CB4-H	Time : 2017/02/22
Limit : FCC_SpartC_15.209_03M_PK	Margin : 6
Probe : CB4-H_FCC_EFS_B091_1-18GHz_3M_0117 - HORIZONTAL	Power : AC 120V/60Hz
EUT : Wireless-AC2900 Dual Band Gigabit Router	Note : Mode 2: Tx_ADP: AD890326010-2LF_ MIMO Mode (802.11 n20/40)_ 802.11n(20M)_ 5745MHz

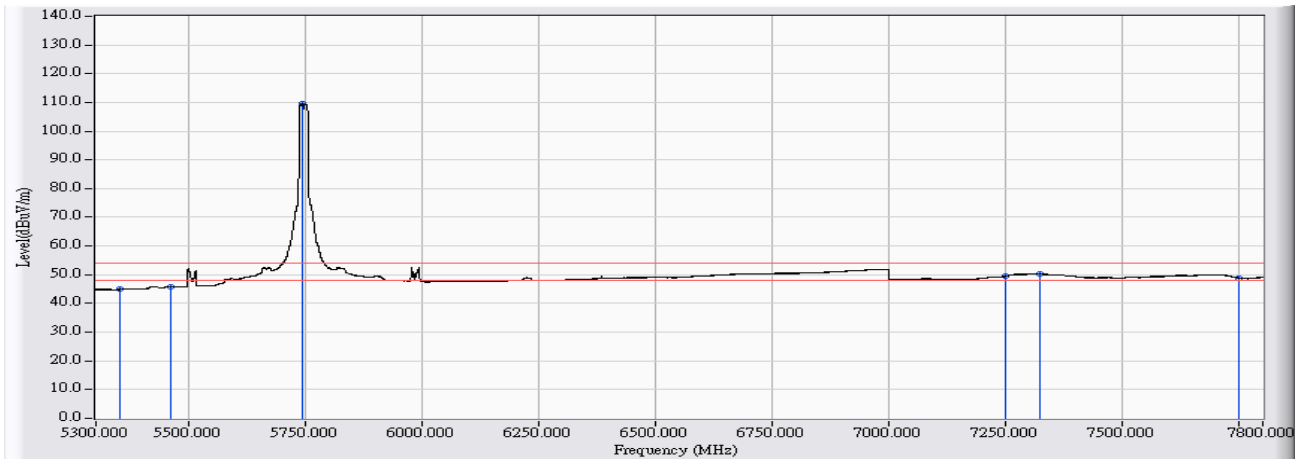


	Frequency (MHz)	Correct Factor (dB)	Reading Level (dBuV)	Measure Level (dBuV/m)	Margin (dB)	Limit (dBuV/m)	Detector Type
1	5350.000	24.342	33.722	58.064	-15.936	74.000	PEAK
2	5460.000	24.289	33.381	57.670	-16.330	74.000	PEAK
3	5740.956	25.029	98.628	123.657	--	--	PEAK
4	7250.000	30.207	32.126	62.332	-11.668	74.000	PEAK
5	* 7280.802	30.305	34.293	64.598	-9.402	74.000	PEAK
6	7750.000	31.338	29.882	61.221	-12.779	74.000	PEAK

Note:

1. All readings above 1GHz are performed with peak and/or average measurements as necessary.
2. Peak measurements: RBW = 1MHz, VBW = 1MHz, Sweep: Auto.
3. Average measurements: RBW = 1MHz, VBW = 10 Hz, Sweep: Auto.
4. “ * ”, means this data is the worst emission level.
5. Measurement Level = Reading Level + Correct Factor.
6. The average measurement was not performed when the peak measured data under the limit of average detection.

Site : CB4-H	Time : 2017/02/22
Limit : FCC_SpartC_15.209_03M_AV	Margin : 6
Probe : CB4-H_FCC_EFS_B091_1-18GHz_3M_0117 - HORIZONTAL	Power : AC 120V/60Hz
EUT : Wireless-AC2900 Dual Band Gigabit Router	Note : Mode 2: Tx_ADP: AD890326010-2LF_ MIMO Mode (802.11 n20/40)_ 802.11n(20M)_ 5745MHz

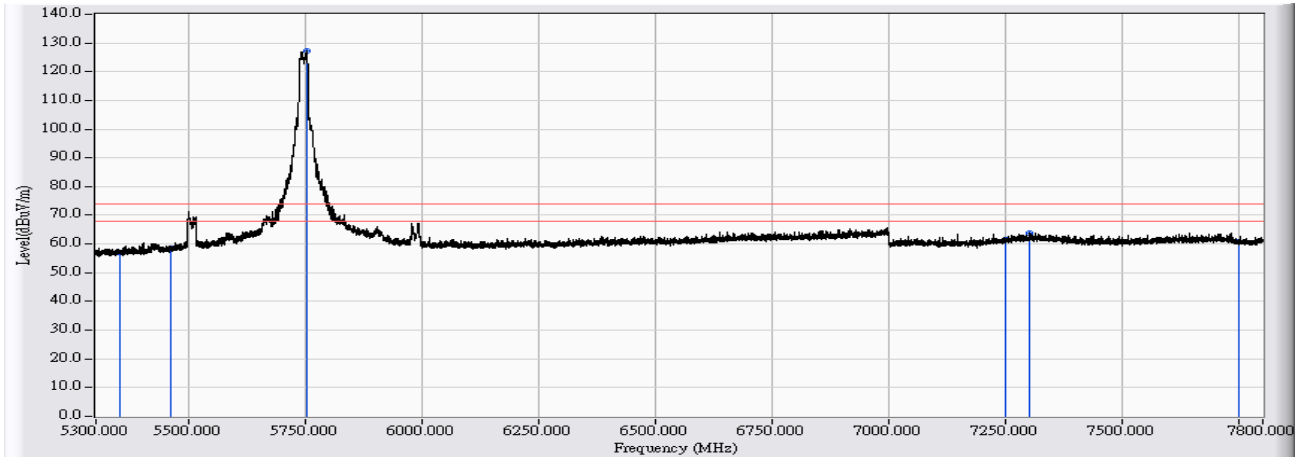


	Frequency (MHz)	Correct Factor (dB)	Reading Level (dBuV)	Measure Level (dBuV/m)	Margin (dB)	Limit (dBuV/m)	Detector Type
1	5350.000	24.342	20.547	44.889	-9.111	54.000	AVERAGE
2	5460.000	24.289	21.519	45.808	-8.192	54.000	AVERAGE
3	5742.706	25.033	84.549	109.581	--	--	AVERAGE
4	7250.000	30.207	19.427	49.633	-4.367	54.000	AVERAGE
5	* 7321.048	30.435	19.770	50.205	-3.795	54.000	AVERAGE
6	7750.000	31.338	17.547	48.886	-5.114	54.000	AVERAGE

Note:

1. All readings above 1GHz are performed with peak and/or average measurements as necessary.
2. Peak measurements: RBW = 1MHz, VBW = 1MHz, Sweep: Auto.
3. Average measurements: RBW = 1MHz, VBW = 10 Hz, Sweep: Auto.
4. “ * ”, means this data is the worst emission level.
5. Measurement Level = Reading Level + Correct Factor.
6. The average measurement was not performed when the peak measured data under the limit of average detection.

Site : CB4-H	Time : 2017/02/22
Limit : FCC_SpartC_15.209_03M_PK	Margin : 6
Probe : CB4-H_FCC_EFS_B091_1-18GHz_3M_0117 - VERTICAL	Power : AC 120V/60Hz
EUT : Wireless-AC2900 Dual Band Gigabit Router	Note : Mode 2: Tx_ADP: AD890326010-2LF_ MIMO Mode (802.11 n20/40)_ 802.11n(20M)_ 5745MHz

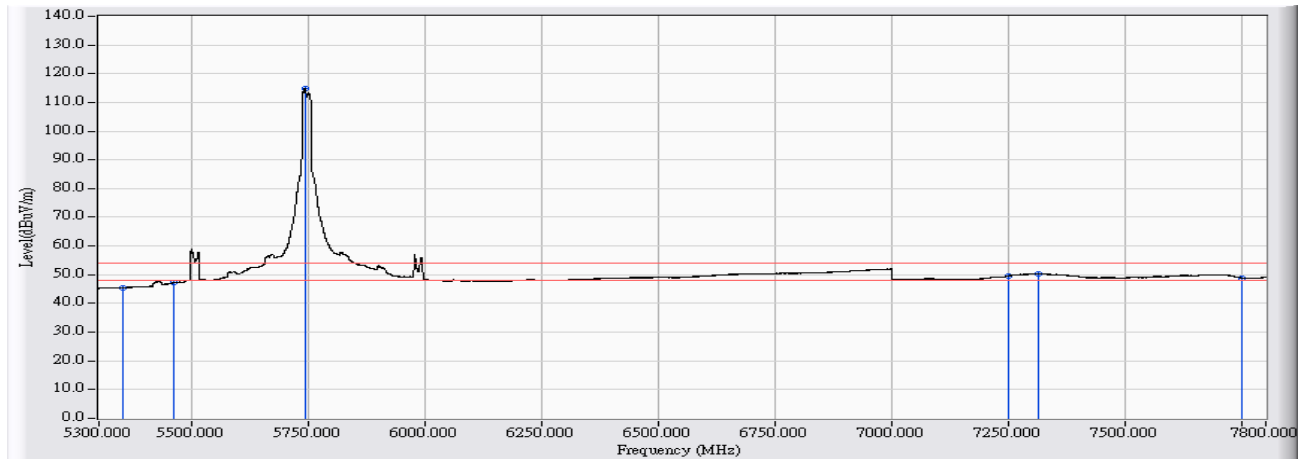


	Frequency (MHz)	Correct Factor (dB)	Reading Level (dBuV)	Measure Level (dBuV/m)	Margin (dB)	Limit (dBuV/m)	Detector Type
1	5350.000	24.342	32.624	56.966	-17.034	74.000	PEAK
2	5460.000	24.289	34.204	58.493	-15.507	74.000	PEAK
3	5750.705	25.044	102.087	127.131	--	--	PEAK
4	7250.000	30.207	31.194	61.400	-12.600	74.000	PEAK
5	* 7299.300	30.364	33.597	63.962	-10.038	74.000	PEAK
6	7750.000	31.338	29.388	60.727	-13.273	74.000	PEAK

Note:

1. All readings above 1GHz are performed with peak and/or average measurements as necessary.
2. Peak measurements: RBW = 1MHz, VBW = 1MHz, Sweep: Auto.
3. Average measurements: RBW = 1MHz, VBW = 10 Hz, Sweep: Auto.
4. “ * ”, means this data is the worst emission level.
5. Measurement Level = Reading Level + Correct Factor.
6. The average measurement was not performed when the peak measured data under the limit of average detection.

Site : CB4-H	Time : 2017/02/22
Limit : FCC_SpartC_15.209_03M_AV	Margin : 6
Probe : CB4-H_FCC_EFS_B091_1-18GHz_3M_0117 - VERTICAL	Power : AC 120V/60Hz
EUT : Wireless-AC2900 Dual Band Gigabit Router	Note : Mode 2: Tx_ADP: AD890326010-2LF_ MIMO Mode (802.11 n20/40)_ 802.11n(20M)_ 5745MHz

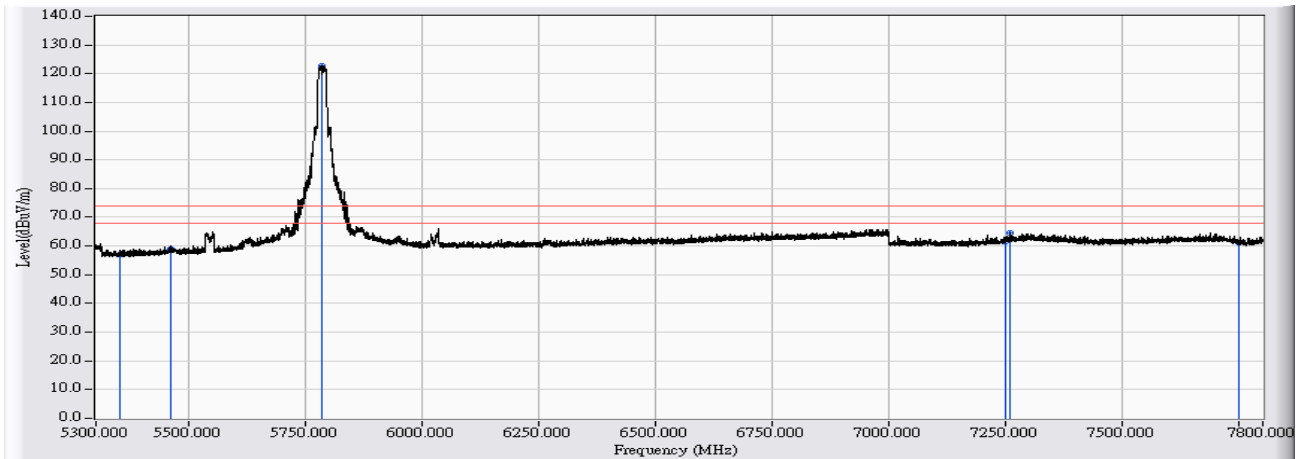


	Frequency (MHz)	Correct Factor (dB)	Reading Level (dBuV)	Measure Level (dBuV/m)	Margin (dB)	Limit (dBuV/m)	Detector Type
1	5350.000	24.342	20.985	45.327	-8.673	54.000	AVERAGE
2	5460.000	24.289	22.855	47.144	-6.856	54.000	AVERAGE
3	5742.706	25.033	89.966	114.998	--	--	AVERAGE
4	7250.000	30.207	19.417	49.623	-4.377	54.000	AVERAGE
5	* 7311.299	30.403	19.893	50.296	-3.704	54.000	AVERAGE
6	7750.000	31.338	17.534	48.873	-5.127	54.000	AVERAGE

Note:

1. All readings above 1GHz are performed with peak and/or average measurements as necessary.
2. Peak measurements: RBW = 1MHz, VBW = 1MHz, Sweep: Auto.
3. Average measurements: RBW = 1MHz, VBW = 10 Hz, Sweep: Auto.
4. “ * ”, means this data is the worst emission level.
5. Measurement Level = Reading Level + Correct Factor.
6. The average measurement was not performed when the peak measured data under the limit of average detection.

Site : CB4-H	Time : 2017/02/22
Limit : FCC_SpartC_15.209_03M_PK	Margin : 6
Probe : CB4-H_FCC_EFS_B091_1-18GHz_3M_0117 - HORIZONTAL	Power : AC 120V/60Hz
EUT : Wireless-AC2900 Dual Band Gigabit Router	Note : Mode 2: Tx_ADP: AD890326010-2LF_ MIMO Mode (802.11 n20/40)_ 802.11n(20M)_ 5785MHz

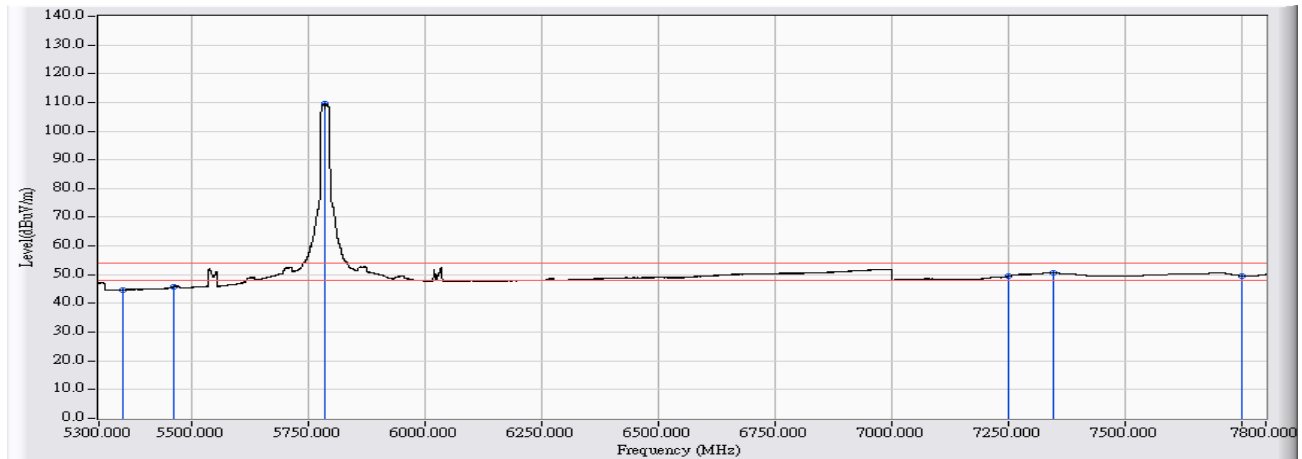


	Frequency (MHz)	Correct Factor (dB)	Reading Level (dBuV)	Measure Level (dBuV/m)	Margin (dB)	Limit (dBuV/m)	Detector Type
1	5350.000	24.342	32.714	57.056	-16.944	74.000	PEAK
2	5460.000	24.289	34.617	58.906	-15.094	74.000	PEAK
3	5782.452	25.093	97.699	122.792	--	--	PEAK
4	7250.000	30.207	31.258	61.464	-12.536	74.000	PEAK
5	* 7256.804	30.229	34.177	64.405	-9.595	74.000	PEAK
6	7750.000	31.338	29.701	61.040	-12.960	74.000	PEAK

Note:

1. All readings above 1GHz are performed with peak and/or average measurements as necessary.
2. Peak measurements: RBW = 1MHz, VBW = 1MHz, Sweep: Auto.
3. Average measurements: RBW = 1MHz, VBW = 10 Hz, Sweep: Auto.
4. “ * ”, means this data is the worst emission level.
5. Measurement Level = Reading Level + Correct Factor.
6. The average measurement was not performed when the peak measured data under the limit of average detection.

Site : CB4-H	Time : 2017/02/22
Limit : FCC_SpartC_15.209_03M_AV	Margin : 6
Probe : CB4-H_FCC_EFS_B091_1-18GHz_3M_0117 - HORIZONTAL	Power : AC 120V/60Hz
EUT : Wireless-AC2900 Dual Band Gigabit Router	Note : Mode 2: Tx_ADP: AD890326010-2LF_ MIMO Mode (802.11 n20/40)_ 802.11n(20M)_ 5785MHz

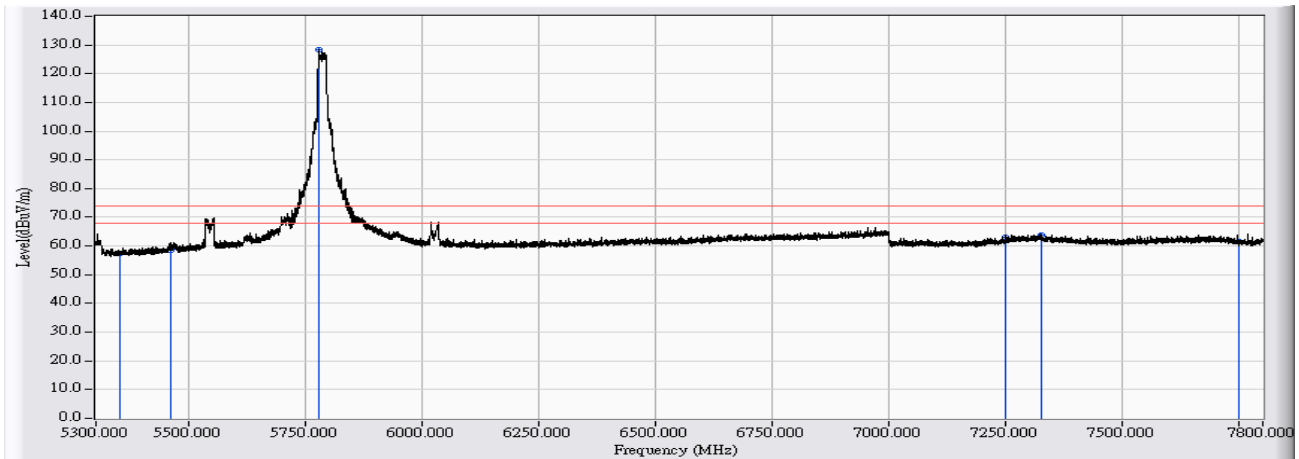


	Frequency (MHz)	Correct Factor (dB)	Reading Level (dBuV)	Measure Level (dBuV/m)	Margin (dB)	Limit (dBuV/m)	Detector Type
1	5350.000	24.342	20.438	44.780	-9.220	54.000	AVERAGE
2	5460.000	24.289	21.635	45.924	-8.076	54.000	AVERAGE
3	5782.702	25.093	84.343	109.436	--	--	AVERAGE
4	7250.000	30.207	19.468	49.674	-4.326	54.000	AVERAGE
5	* 7343.295	30.507	20.109	50.615	-3.385	54.000	AVERAGE
6	7750.000	31.338	18.236	49.575	-4.425	54.000	AVERAGE

Note:

1. All readings above 1GHz are performed with peak and/or average measurements as necessary.
2. Peak measurements: RBW = 1MHz, VBW = 1MHz, Sweep: Auto.
3. Average measurements: RBW = 1MHz, VBW = 10 Hz, Sweep: Auto.
4. “ * ”, means this data is the worst emission level.
5. Measurement Level = Reading Level + Correct Factor.
6. The average measurement was not performed when the peak measured data under the limit of average detection.

Site : CB4-H	Time : 2017/02/22
Limit : FCC_SpartC_15.209_03M_PK	Margin : 6
Probe : CB4-H_FCC_EFS_B091_1-18GHz_3M_0117 - VERTICAL	Power : AC 120V/60Hz
EUT : Wireless-AC2900 Dual Band Gigabit Router	Note : Mode 2: Tx_ADP: AD890326010-2LF_ MIMO Mode (802.11 n20/40)_ 802.11n(20M)_ 5785MHz

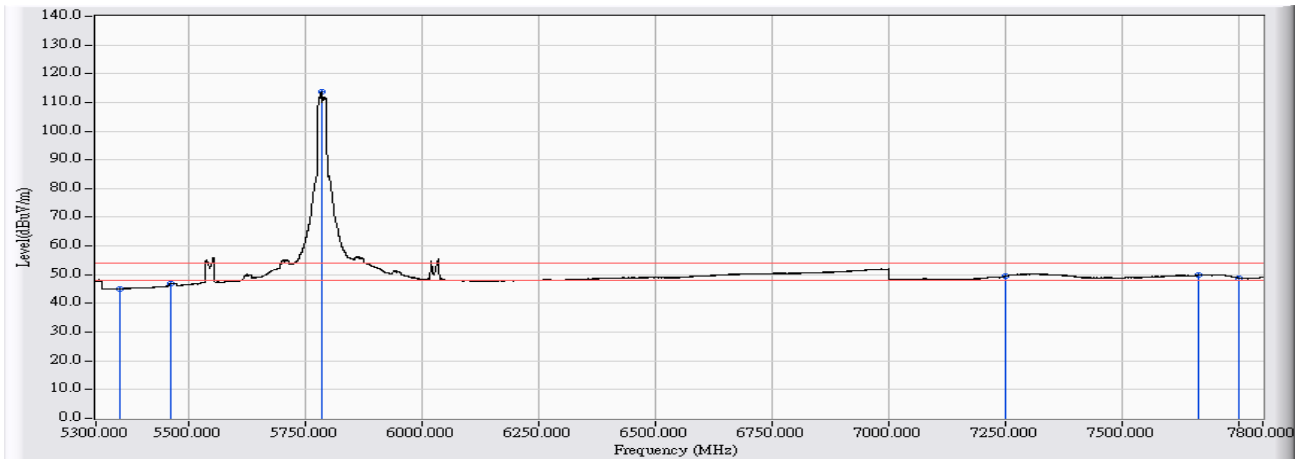


	Frequency (MHz)	Correct Factor (dB)	Reading Level (dBuV)	Measure Level (dBuV/m)	Margin (dB)	Limit (dBuV/m)	Detector Type
1	5350.000	24.342	33.065	57.407	-16.593	74.000	PEAK
2	5460.000	24.289	34.269	58.558	-15.442	74.000	PEAK
3	5778.202	25.086	103.092	128.178	--	--	PEAK
4	7250.000	30.207	32.900	63.106	-10.894	74.000	PEAK
5	* 7326.297	30.451	33.518	63.970	-10.030	74.000	PEAK
6	7750.000	31.338	30.079	61.418	-12.582	74.000	PEAK

Note:

1. All readings above 1GHz are performed with peak and/or average measurements as necessary.
2. Peak measurements: RBW = 1MHz, VBW = 1MHz, Sweep: Auto.
3. Average measurements: RBW = 1MHz, VBW = 10 Hz, Sweep: Auto.
4. " * ", means this data is the worst emission level.
5. Measurement Level = Reading Level + Correct Factor.
6. The average measurement was not performed when the peak measured data under the limit of average detection.

Site : CB4-H	Time : 2017/02/22
Limit : FCC_SpartC_15.209_03M_AV	Margin : 6
Probe : CB4-H_FCC_EFS_B091_1-18GHz_3M_0117 - VERTICAL	Power : AC 120V/60Hz
EUT : Wireless-AC2900 Dual Band Gigabit Router	Note : Mode 2: Tx_ADP: AD890326010-2LF_ MIMO Mode (802.11 n20/40)_ 802.11n(20M)_ 5785MHz

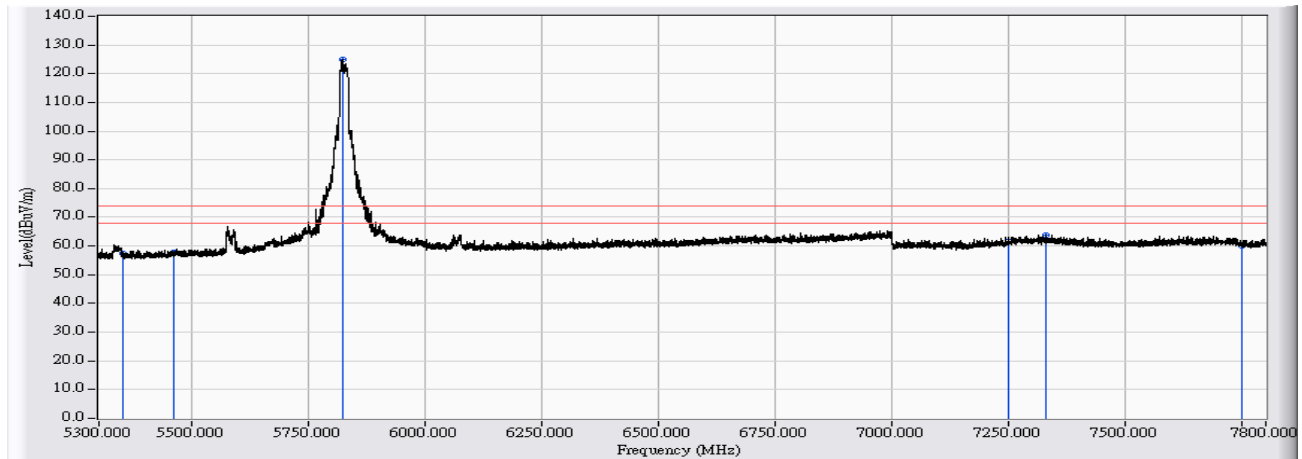


	Frequency (MHz)	Correct Factor (dB)	Reading Level (dBuV)	Measure Level (dBuV/m)	Margin (dB)	Limit (dBuV/m)	Detector Type
1	5350.000	24.342	20.822	45.164	-8.836	54.000	AVERAGE
2	5460.000	24.289	22.618	46.907	-7.093	54.000	AVERAGE
3	5782.452	25.093	88.471	113.564	--	--	AVERAGE
4	7250.000	30.207	19.437	49.643	-4.357	54.000	AVERAGE
5	* 7660.764	31.222	18.514	49.735	-4.265	54.000	AVERAGE
6	7750.000	31.338	17.516	48.855	-5.145	54.000	AVERAGE

Note:

1. All readings above 1GHz are performed with peak and/or average measurements as necessary.
2. Peak measurements: RBW = 1MHz, VBW = 1MHz, Sweep: Auto.
3. Average measurements: RBW = 1MHz, VBW = 10 Hz, Sweep: Auto.
4. “ * ”, means this data is the worst emission level.
5. Measurement Level = Reading Level + Correct Factor.
6. The average measurement was not performed when the peak measured data under the limit of average detection.

Site : CB4-H	Time : 2017/02/22
Limit : FCC_SpartC_15.209_03M_PK	Margin : 6
Probe : CB4-H_FCC_EFS_B091_1-18GHz_3M_0117 - HORIZONTAL	Power : AC 120V/60Hz
EUT : Wireless-AC2900 Dual Band Gigabit Router	Note : Mode 2: Tx_ADP: AD890326010-2LF_ MIMO Mode (802.11 n20/40)_ 802.11n(20M)_ 5825MHz

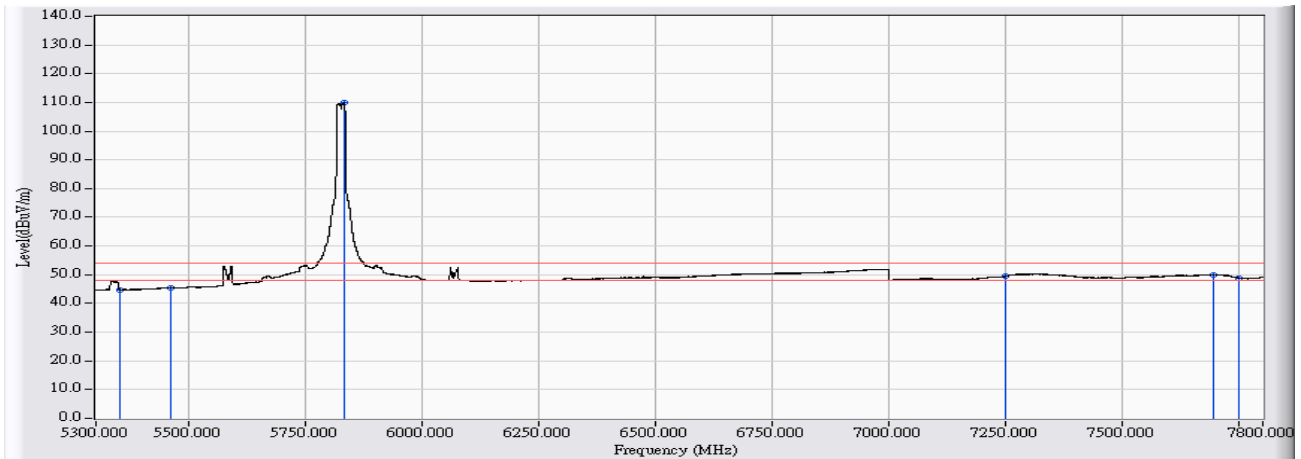


	Frequency (MHz)	Correct Factor (dB)	Reading Level (dBuV)	Measure Level (dBuV/m)	Margin (dB)	Limit (dBuV/m)	Detector Type
1	5350.000	24.342	32.922	57.264	-16.736	74.000	PEAK
2	5460.000	24.289	33.465	57.754	-16.246	74.000	PEAK
3	5820.948	25.158	99.768	124.925	--	--	PEAK
4	7250.000	30.207	31.349	61.555	-12.445	74.000	PEAK
5	* 7328.547	30.459	33.201	63.660	-10.340	74.000	PEAK
6	7750.000	31.338	28.814	60.153	-13.847	74.000	PEAK

Note:

1. All readings above 1GHz are performed with peak and/or average measurements as necessary.
2. Peak measurements: RBW = 1MHz, VBW = 1MHz, Sweep: Auto.
3. Average measurements: RBW = 1MHz, VBW = 10 Hz, Sweep: Auto.
4. “ * ”, means this data is the worst emission level.
5. Measurement Level = Reading Level + Correct Factor.
6. The average measurement was not performed when the peak measured data under the limit of average detection.

Site : CB4-H	Time : 2017/02/22
Limit : FCC_SpartC_15.209_03M_AV	Margin : 6
Probe : CB4-H_FCC_EFS_B091_1-18GHz_3M_0117 - HORIZONTAL	Power : AC 120V/60Hz
EUT : Wireless-AC2900 Dual Band Gigabit Router	Note : Mode 2: Tx_ADP: AD890326010-2LF_ MIMO Mode (802.11 n20/40)_ 802.11n(20M)_ 5825MHz

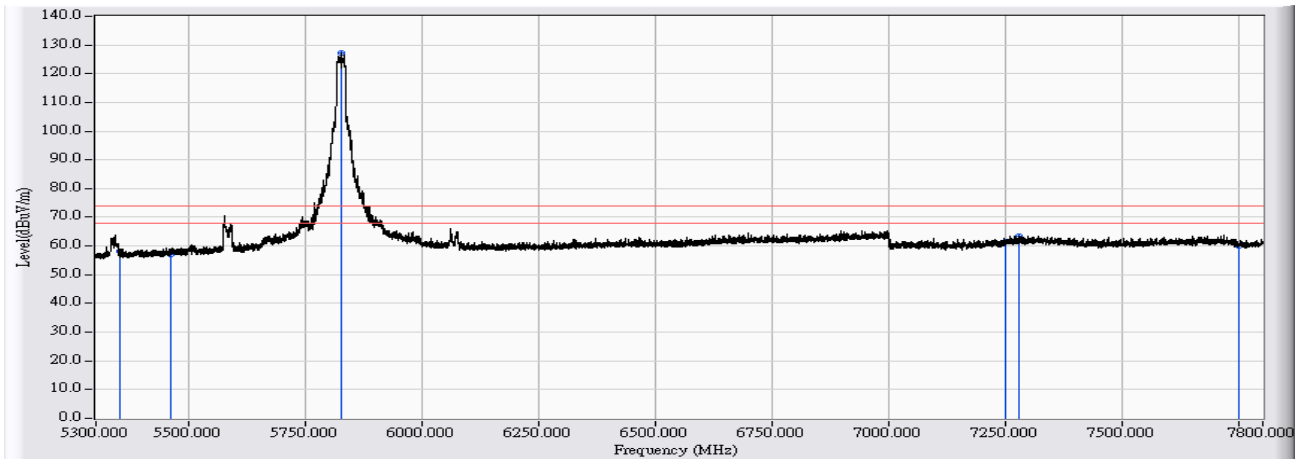


	Frequency (MHz)	Correct Factor (dB)	Reading Level (dBuV)	Measure Level (dBuV/m)	Margin (dB)	Limit (dBuV/m)	Detector Type
1	5350.000	24.342	20.479	44.821	-9.179	54.000	AVERAGE
2	5460.000	24.289	21.186	45.475	-8.525	54.000	AVERAGE
3	5831.197	25.176	84.661	109.837	--	--	AVERAGE
4	7250.000	30.207	19.412	49.618	-4.382	54.000	AVERAGE
5	* 7693.261	31.264	18.625	49.889	-4.111	54.000	AVERAGE
6	7750.000	31.338	17.483	48.822	-5.178	54.000	AVERAGE

Note:

1. All readings above 1GHz are performed with peak and/or average measurements as necessary.
2. Peak measurements: RBW = 1MHz, VBW = 1MHz, Sweep: Auto.
3. Average measurements: RBW = 1MHz, VBW = 10 Hz, Sweep: Auto.
4. “ * ”, means this data is the worst emission level.
5. Measurement Level = Reading Level + Correct Factor.
6. The average measurement was not performed when the peak measured data under the limit of average detection.

Site : CB4-H	Time : 2017/02/22
Limit : FCC_SpartC_15.209_03M_PK	Margin : 6
Probe : CB4-H_FCC_EFS_B091_1-18GHz_3M_0117 - VERTICAL	Power : AC 120V/60Hz
EUT : Wireless-AC2900 Dual Band Gigabit Router	Note : Mode 2: Tx_ADP: AD890326010-2LF_ MIMO Mode (802.11 n20/40)_ 802.11n(20M)_ 5825MHz

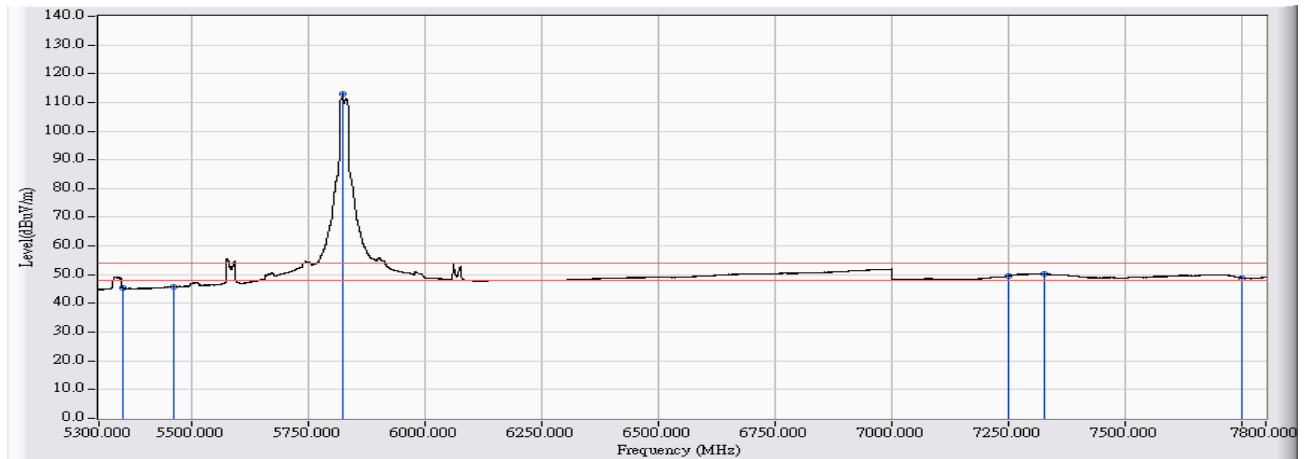


	Frequency (MHz)	Correct Factor (dB)	Reading Level (dBuV)	Measure Level (dBuV/m)	Margin (dB)	Limit (dBuV/m)	Detector Type
1	5350.000	24.342	33.978	58.320	-15.680	74.000	PEAK
2	5460.000	24.289	32.664	56.953	-17.047	74.000	PEAK
3	5826.197	25.166	102.130	127.297	--	--	PEAK
4	7250.000	30.207	31.212	61.418	-12.582	74.000	PEAK
5	* 7278.802	30.299	33.031	63.330	-10.670	74.000	PEAK
6	7750.000	31.338	28.700	60.039	-13.961	74.000	PEAK

Note:

1. All readings above 1GHz are performed with peak and/or average measurements as necessary.
2. Peak measurements: RBW = 1MHz, VBW = 1MHz, Sweep: Auto.
3. Average measurements: RBW = 1MHz, VBW = 10 Hz, Sweep: Auto.
4. “ * ”, means this data is the worst emission level.
5. Measurement Level = Reading Level + Correct Factor.
6. The average measurement was not performed when the peak measured data under the limit of average detection.

Site : CB4-H	Time : 2017/02/22
Limit : FCC_SpartC_15.209_03M_AV	Margin : 6
Probe : CB4-H_FCC_EFS_B091_1-18GHz_3M_0117 - VERTICAL	Power : AC 120V/60Hz
EUT : Wireless-AC2900 Dual Band Gigabit Router	Note : Mode 2: Tx_ADP: AD890326010-2LF_ MIMO Mode (802.11 n20/40)_ 802.11n(20M)_ 5825MHz

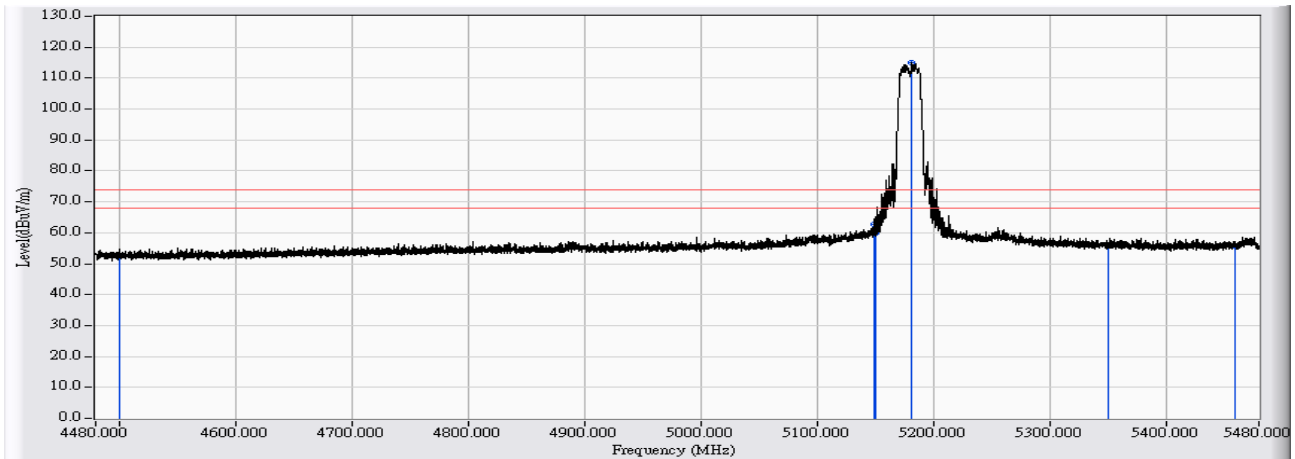


	Frequency (MHz)	Correct Factor (dB)	Reading Level (dBuV)	Measure Level (dBuV/m)	Margin (dB)	Limit (dBuV/m)	Detector Type
1	5350.000	24.342	21.061	45.403	-8.597	54.000	AVERAGE
2	5460.000	24.289	21.568	45.857	-8.143	54.000	AVERAGE
3	5822.698	25.161	87.976	113.137	--	--	AVERAGE
4	7250.000	30.207	19.434	49.640	-4.360	54.000	AVERAGE
5	* 7324.047	30.445	19.803	50.247	-3.753	54.000	AVERAGE
6	7750.000	31.338	17.566	48.905	-5.095	54.000	AVERAGE

Note:

1. All readings above 1GHz are performed with peak and/or average measurements as necessary.
2. Peak measurements: RBW = 1MHz, VBW = 1MHz, Sweep: Auto.
3. Average measurements: RBW = 1MHz, VBW = 10 Hz, Sweep: Auto.
4. “ * ”, means this data is the worst emission level.
5. Measurement Level = Reading Level + Correct Factor.
6. The average measurement was not performed when the peak measured data under the limit of average detection.

Site : CB4-H	Time : 2017/02/15
Limit : FCC_SpartC_15.209_03M_PK	Margin : 6
Probe : CB4-H_FCC_EFS_B091_1-18GHz_3M_0117 - HORIZONTAL	Power : AC 120V/60Hz
EUT : Wireless-AC2900 Dual Band Gigabit Router	Note : Mode 2: Tx_ADP: AD890326010-2LF_ MIMO Mode (802.11 n20/40)_ 802.11ac(20M)_ 5180MHz

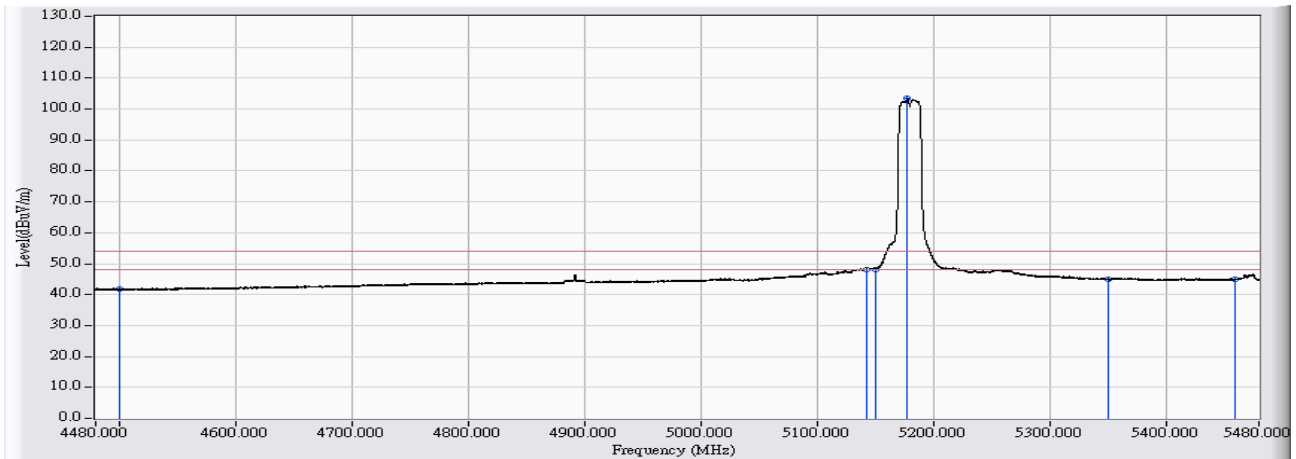


	Frequency (MHz)	Correct Factor (dB)	Reading Level (dBuV)	Measure Level (dBuV/m)	Margin (dB)	Limit (dBuV/m)	Detector Type
1	4500.000	22.335	30.141	52.476	-21.524	74.000	PEAK
2	* 5149.133	24.052	38.643	62.695	-11.305	74.000	PEAK
3	5150.000	24.053	35.921	59.974	-14.026	74.000	PEAK
4	5181.730	24.159	90.825	114.984	--	--	PEAK
5	5350.000	24.342	31.828	56.170	-17.830	74.000	PEAK
6	5460.000	24.289	31.428	55.717	-18.283	74.000	PEAK

Note:

1. All readings above 1GHz are performed with peak and/or average measurements as necessary.
2. Peak measurements: RBW = 1MHz, VBW = 1MHz, Sweep: Auto.
3. Average measurements: RBW = 1MHz, VBW = 10 Hz, Sweep: Auto.
4. “ * ”, means this data is the worst emission level.
5. Measurement Level = Reading Level + Correct Factor.
6. The average measurement was not performed when the peak measured data under the limit of average detection.

Site : CB4-H	Time : 2017/02/15
Limit : FCC_SpartC_15.209_03M_AV	Margin : 6
Probe : CB4-H_FCC_EFS_B091_1-18GHz_3M_0117 - HORIZONTAL	Power : AC 120V/60Hz
EUT : Wireless-AC2900 Dual Band Gigabit Router	Note : Mode 2: Tx_ADP: AD890326010-2LF_ MIMO Mode (802.11 n20/40)_ 802.11ac(20M)_ 5180MHz

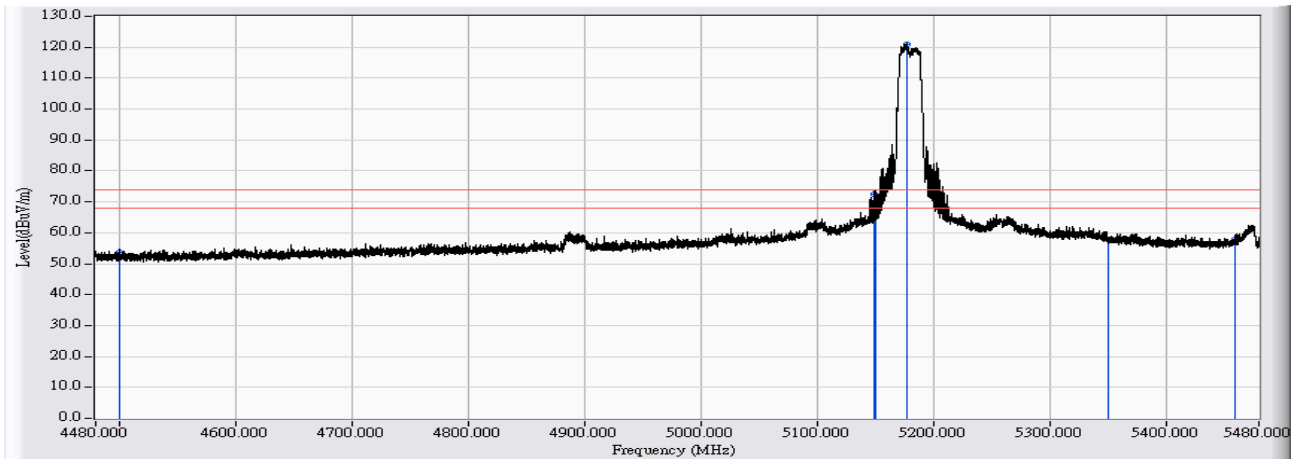


	Frequency (MHz)	Correct Factor (dB)	Reading Level (dBuV)	Measure Level (dBuV/m)	Margin (dB)	Limit (dBuV/m)	Detector Type
1	4500.000	22.335	19.411	41.746	-12.254	54.000	AVERAGE
2	5142.234	24.040	24.102	48.141	-5.859	54.000	AVERAGE
3	* 5150.000	24.053	24.216	48.269	-5.731	54.000	AVERAGE
4	5177.730	24.145	79.327	103.473	--	--	AVERAGE
5	5350.000	24.342	20.524	44.866	-9.134	54.000	AVERAGE
6	5460.000	24.289	20.702	44.991	-9.009	54.000	AVERAGE

Note:

1. All readings above 1GHz are performed with peak and/or average measurements as necessary.
2. Peak measurements: RBW = 1MHz, VBW = 1MHz, Sweep: Auto.
3. Average measurements: RBW = 1MHz, VBW = 10 Hz, Sweep: Auto.
4. “ * ”, means this data is the worst emission level.
5. Measurement Level = Reading Level + Correct Factor.
6. The average measurement was not performed when the peak measured data under the limit of average detection.

Site : CB4-H	Time : 2017/02/15
Limit : FCC_SpartC_15.209_03M_PK	Margin : 6
Probe : CB4-H_FCC_EFS_B091_1-18GHz_3M_0117 - VERTICAL	Power : AC 120V/60Hz
EUT : Wireless-AC2900 Dual Band Gigabit Router	Note : Mode 2: Tx_ADP: AD890326010-2LF_ MIMO Mode (802.11 n20/40)_ 802.11ac(20M)_ 5180MHz

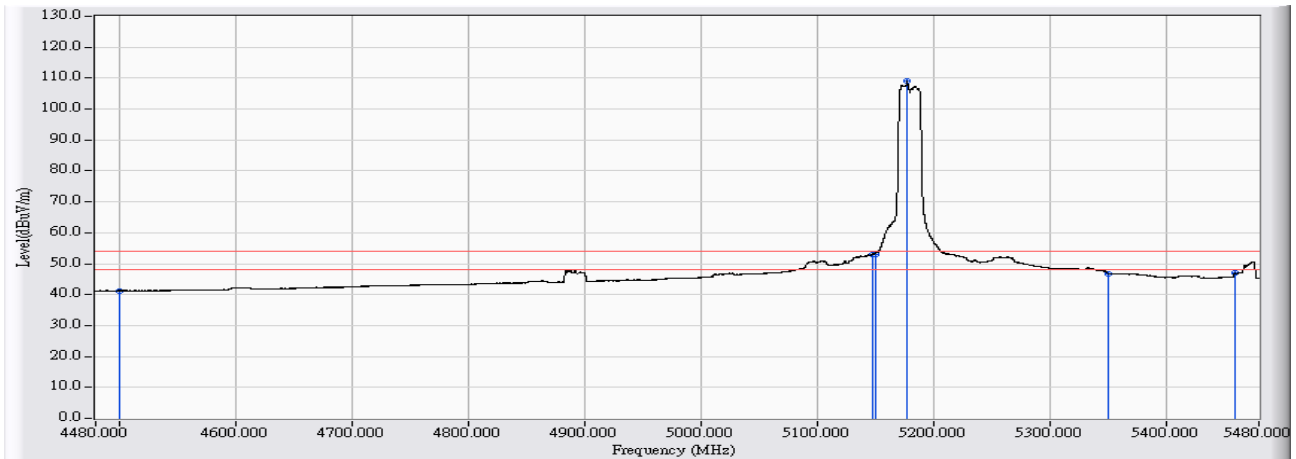


	Frequency (MHz)	Correct Factor (dB)	Reading Level (dBuV)	Measure Level (dBuV/m)	Margin (dB)	Limit (dBuV/m)	Detector Type
1	4500.000	22.335	31.340	53.675	-20.325	74.000	PEAK
2	* 5149.433	24.052	48.559	72.611	-1.389	74.000	PEAK
3	5150.000	24.053	42.867	66.920	-7.080	74.000	PEAK
4	5176.930	24.142	96.966	121.109	--	--	PEAK
5	5350.000	24.342	33.630	57.972	-16.028	74.000	PEAK
6	5460.000	24.289	33.470	57.759	-16.241	74.000	PEAK

Note:

1. All readings above 1GHz are performed with peak and/or average measurements as necessary.
2. Peak measurements: RBW = 1MHz, VBW = 1MHz, Sweep: Auto.
3. Average measurements: RBW = 1MHz, VBW = 10 Hz, Sweep: Auto.
4. “ * ”, means this data is the worst emission level.
5. Measurement Level = Reading Level + Correct Factor.
6. The average measurement was not performed when the peak measured data under the limit of average detection.

Site : CB4-H	Time : 2017/02/15
Limit : FCC_SpartC_15.209_03M_AV	Margin : 6
Probe : CB4-H_FCC_EFS_B091_1-18GHz_3M_0117 - VERTICAL	Power : AC 120V/60Hz
EUT : Wireless-AC2900 Dual Band Gigabit Router	Note : Mode 2: Tx_ADP: AD890326010-2LF_ MIMO Mode (802.11 n20/40)_ 802.11ac(20M)_ 5180MHz

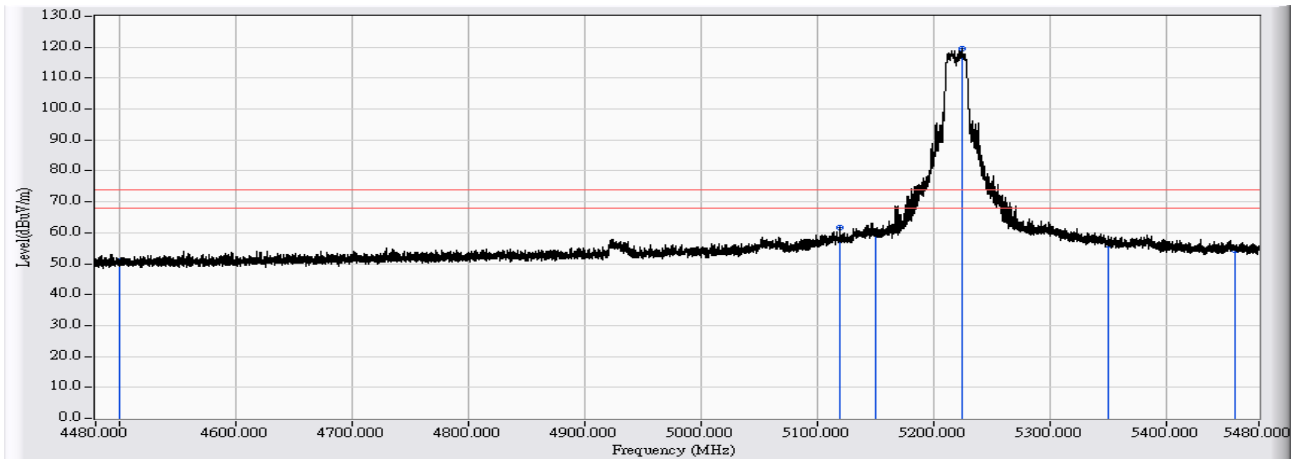


	Frequency (MHz)	Correct Factor (dB)	Reading Level (dBuV)	Measure Level (dBuV/m)	Margin (dB)	Limit (dBuV/m)	Detector Type
1	4500.000	22.335	18.963	41.298	-12.702	54.000	AVERAGE
2	* 5148.033	24.050	28.892	52.942	-1.058	54.000	AVERAGE
3	5150.000	24.053	28.855	52.908	-1.092	54.000	AVERAGE
4	5177.630	24.145	84.799	108.944	--	--	AVERAGE
5	5350.000	24.342	22.507	46.849	-7.151	54.000	AVERAGE
6	5460.000	24.289	22.611	46.900	-7.100	54.000	AVERAGE

Note:

1. All readings above 1GHz are performed with peak and/or average measurements as necessary.
2. Peak measurements: RBW = 1MHz, VBW = 1MHz, Sweep: Auto.
3. Average measurements: RBW = 1MHz, VBW = 10 Hz, Sweep: Auto.
4. “ * ”, means this data is the worst emission level.
5. Measurement Level = Reading Level + Correct Factor.
6. The average measurement was not performed when the peak measured data under the limit of average detection.

Site : CB4-H	Time : 2017/02/15
Limit : FCC_SpartC_15.209_03M_PK	Margin : 6
Probe : CB4-H_FCC_EFS_B091_1-18GHz_3M_0117 - HORIZONTAL	Power : AC 120V/60Hz
EUT : Wireless-AC2900 Dual Band Gigabit Router	Note : Mode 2: Tx_ADP: AD890326010-2LF_ MIMO Mode (802.11 n20/40)_ 802.11ac(20M)_ 5220MHz

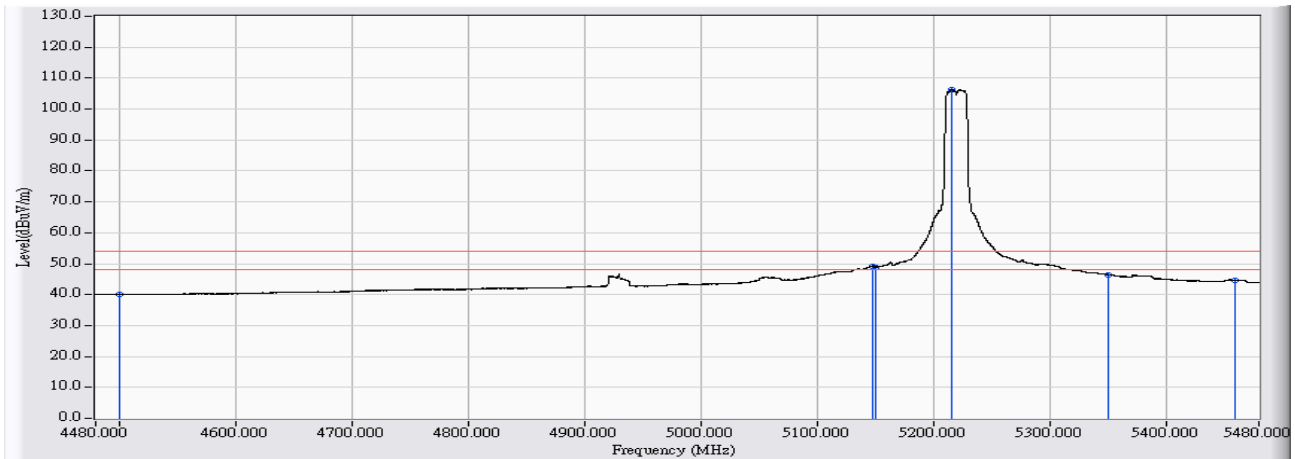


	Frequency (MHz)	Correct Factor (dB)	Reading Level (dBuV)	Measure Level (dBuV/m)	Margin (dB)	Limit (dBuV/m)	Detector Type
1	4500.000	22.335	28.501	50.836	-23.164	74.000	PEAK
2	* 5119.236	24.002	37.540	61.542	-12.458	74.000	PEAK
3	5150.000	24.053	35.386	59.439	-14.561	74.000	PEAK
4	5225.225	24.250	95.343	119.593	--	--	PEAK
5	5350.000	24.342	31.599	55.941	-18.059	74.000	PEAK
6	5460.000	24.289	30.023	54.312	-19.688	74.000	PEAK

Note:

1. All readings above 1GHz are performed with peak and/or average measurements as necessary.
2. Peak measurements: RBW = 1MHz, VBW = 1MHz, Sweep: Auto.
3. Average measurements: RBW = 1MHz, VBW = 10 Hz, Sweep: Auto.
4. “ * ”, means this data is the worst emission level.
5. Measurement Level = Reading Level + Correct Factor.
6. The average measurement was not performed when the peak measured data under the limit of average detection.

Site : CB4-H	Time : 2017/02/15
Limit : FCC_SpartC_15.209_03M_AV	Margin : 6
Probe : CB4-H_FCC_EFS_B091_1-18GHz_3M_0117 - HORIZONTAL	Power : AC 120V/60Hz
EUT : Wireless-AC2900 Dual Band Gigabit Router	Note : Mode 2: Tx_ADP: AD890326010-2LF_ MIMO Mode (802.11 n20/40)_ 802.11ac(20M)_ 5220MHz

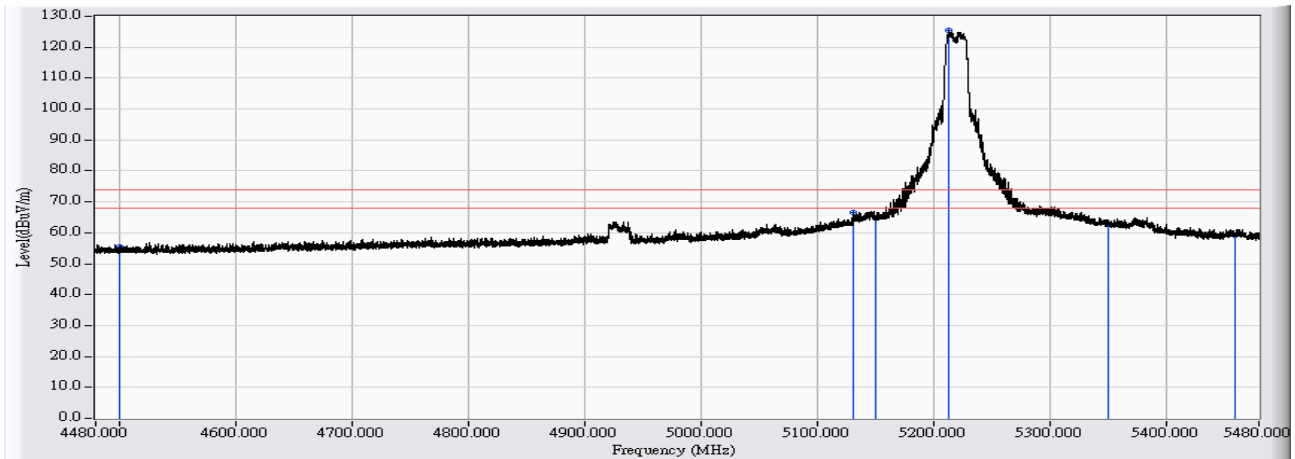


	Frequency (MHz)	Correct Factor (dB)	Reading Level (dBuV)	Measure Level (dBuV/m)	Margin (dB)	Limit (dBuV/m)	Detector Type
1	4500.000	22.335	17.701	40.036	-13.964	54.000	AVERAGE
2	* 5147.333	24.049	25.229	49.277	-4.723	54.000	AVERAGE
3	5150.000	24.053	24.838	48.891	-5.109	54.000	AVERAGE
4	5215.926	24.239	82.226	106.465	--	--	AVERAGE
5	5350.000	24.342	22.088	46.430	-7.570	54.000	AVERAGE
6	5460.000	24.289	20.237	44.526	-9.474	54.000	AVERAGE

Note:

1. All readings above 1GHz are performed with peak and/or average measurements as necessary.
2. Peak measurements: RBW = 1MHz, VBW = 1MHz, Sweep: Auto.
3. Average measurements: RBW = 1MHz, VBW = 10 Hz, Sweep: Auto.
4. “ * ”, means this data is the worst emission level.
5. Measurement Level = Reading Level + Correct Factor.
6. The average measurement was not performed when the peak measured data under the limit of average detection.

Site : CB4-H	Time : 2017/02/15
Limit : FCC_SpartC_15.209_03M_PK	Margin : 6
Probe : CB4-H_FCC_EFS_B091_1-18GHz_3M_0117 - VERTICAL	Power : AC 120V/60Hz
EUT : Wireless-AC2900 Dual Band Gigabit Router	Note : Mode 2: Tx_ADP: AD890326010-2LF_ MIMO Mode (802.11 n20/40)_ 802.11ac(20M)_ 5220MHz

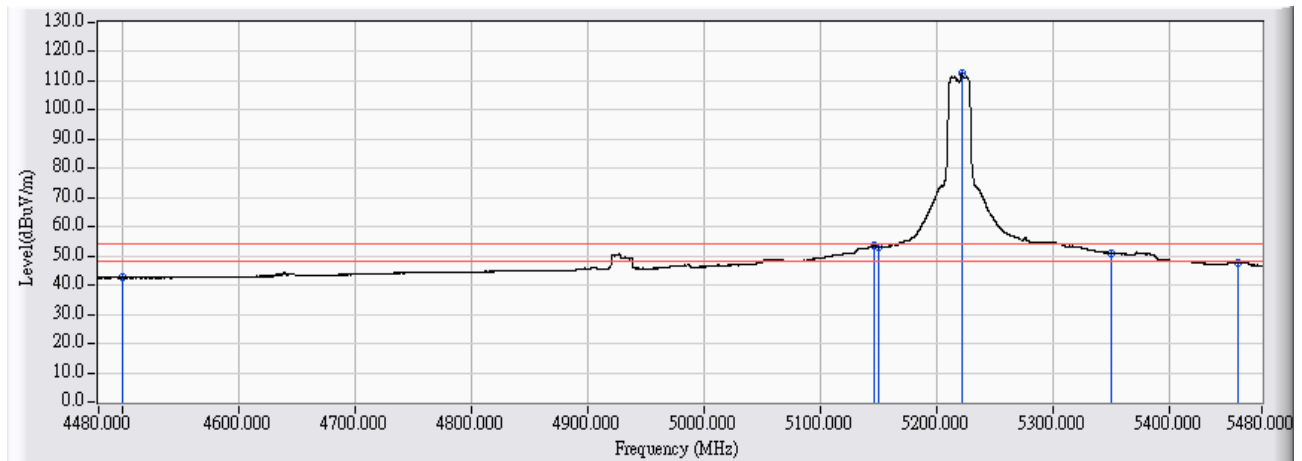


	Frequency (MHz)	Correct Factor (dB)	Reading Level (dBuV)	Measure Level (dBuV/m)	Margin (dB)	Limit (dBuV/m)	Detector Type
1	4500.000	22.335	33.125	55.460	-18.540	74.000	PEAK
2	* 5131.835	24.023	42.372	66.395	-7.605	74.000	PEAK
3	5150.000	24.053	40.686	64.739	-9.261	74.000	PEAK
4	5213.527	24.236	101.227	125.463	--	--	PEAK
5	5350.000	24.342	38.372	62.714	-11.286	74.000	PEAK
6	5460.000	24.289	34.999	59.288	-14.712	74.000	PEAK

Note:

1. All readings above 1GHz are performed with peak and/or average measurements as necessary.
2. Peak measurements: RBW = 1MHz, VBW = 1MHz, Sweep: Auto.
3. Average measurements: RBW = 1MHz, VBW = 10 Hz, Sweep: Auto.
4. “ * ”, means this data is the worst emission level.
5. Measurement Level = Reading Level + Correct Factor.
6. The average measurement was not performed when the peak measured data under the limit of average detection.

Site : CB4-H	Time : 2017/02/15
Limit : FCC_SpartC_15.209_03M_AV	Margin : 6
Probe : CB4-H_FCC_EFS_B091_1-18GHz_3M_0117 - VERTICAL	Power : AC 120V/60Hz
EUT : Wireless-AC2900 Dual Band Gigabit Router	Note : Mode 2: Tx_ADP: AD890326010-2LF_ MIMO Mode (802.11 n20/40)_ 802.11n(20M)_ 5220MHz

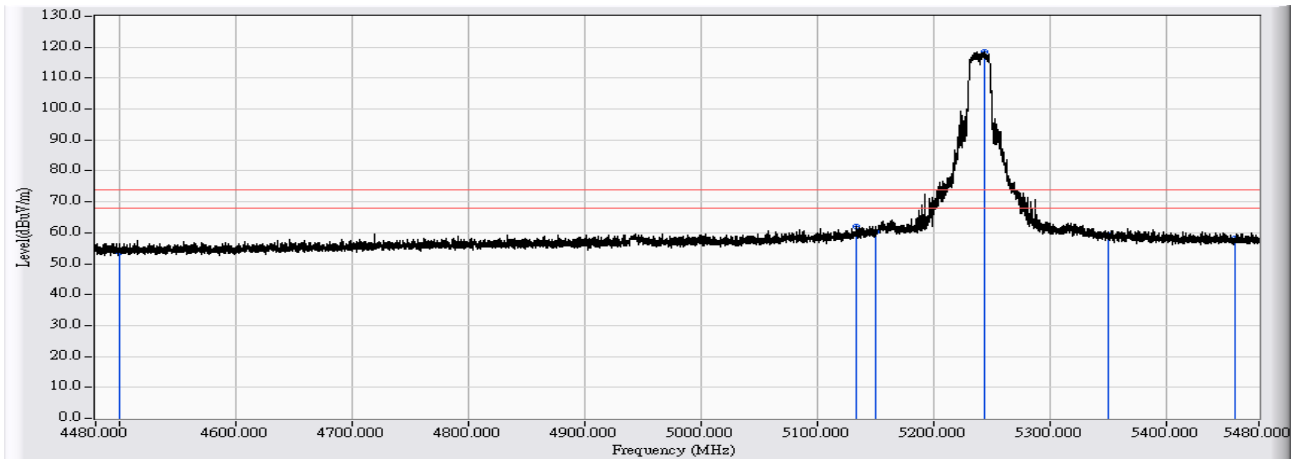


	Frequency (MHz)	Correct Factor (dB)	Reading Level (dBuV)	Measure Level (dBuV/m)	Margin (dB)	Limit (dBuV/m)	Detector Type
1	4500.000	22.335	20.226	42.561	-11.439	54.000	AVERAGE
2	* 5146.333	24.047	29.561	53.608	-0.392	54.000	AVERAGE
3	5150.000	24.053	28.771	52.824	-1.176	54.000	AVERAGE
4	5222.226	24.247	88.306	112.553	--	--	AVERAGE
5	5350.000	24.342	26.676	51.018	-2.982	54.000	AVERAGE
6	5460.000	24.289	23.203	47.492	-6.508	54.000	AVERAGE

Note:

1. All readings above 1GHz are performed with peak and/or average measurements as necessary.
2. Peak measurements: RBW = 1MHz, VBW = 1MHz, Sweep: Auto.
3. Average measurements: RBW = 1MHz, VBW = 10 Hz, Sweep: Auto.
4. “ * ”, means this data is the worst emission level.
5. Measurement Level = Reading Level + Correct Factor.
6. The average measurement was not performed when the peak measured data under the limit of average detection.

Site : CB4-H	Time : 2017/02/15
Limit : FCC_SpartC_15.209_03M_PK	Margin : 6
Probe : CB4-H_FCC_EFS_B091_1-18GHz_3M_0117 - HORIZONTAL	Power : AC 120V/60Hz
EUT : Wireless-AC2900 Dual Band Gigabit Router	Note : Mode 2: Tx_ADP: AD890326010-2LF_ MIMO Mode (802.11 n20/40)_ 802.11n(20M)_ 5240MHz

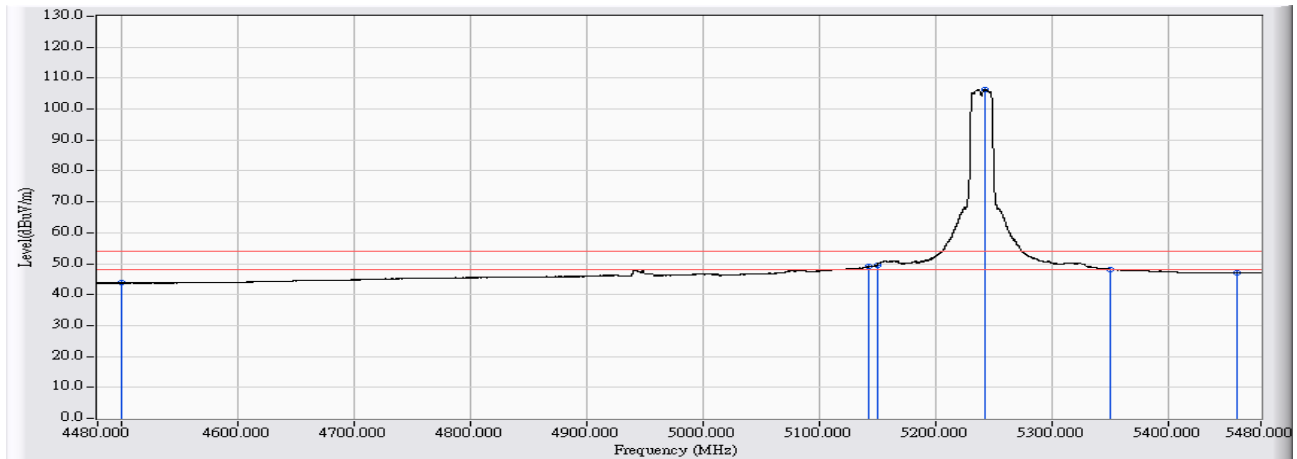


	Frequency (MHz)	Correct Factor (dB)	Reading Level (dBuV)	Measure Level (dBuV/m)	Margin (dB)	Limit (dBuV/m)	Detector Type
1	4500.000	22.335	31.408	53.743	-20.257	74.000	PEAK
2	* 5134.435	24.026	38.023	62.050	-11.950	74.000	PEAK
3	5150.000	24.053	36.248	60.301	-13.699	74.000	PEAK
4	5243.724	24.272	94.327	118.599	--	--	PEAK
5	5350.000	24.342	35.071	59.413	-14.587	74.000	PEAK
6	5460.000	24.289	33.883	58.172	-15.828	74.000	PEAK

Note:

1. All readings above 1GHz are performed with peak and/or average measurements as necessary.
2. Peak measurements: RBW = 1MHz, VBW = 1MHz, Sweep: Auto.
3. Average measurements: RBW = 1MHz, VBW = 10 Hz, Sweep: Auto.
4. “ * ”, means this data is the worst emission level.
5. Measurement Level = Reading Level + Correct Factor.
6. The average measurement was not performed when the peak measured data under the limit of average detection.

Site : CB4-H	Time : 2017/02/15
Limit : FCC_SpartC_15.209_03M_AV	Margin : 6
Probe : CB4-H_FCC_EFS_B091_1-18GHz_3M_0117 - HORIZONTAL	Power : AC 120V/60Hz
EUT : Wireless-AC2900 Dual Band Gigabit Router	Note : Mode 2: Tx_ADP: AD890326010-2LF_ MIMO Mode (802.11 n20/40)_ 802.11n(20M)_ 5240MHz

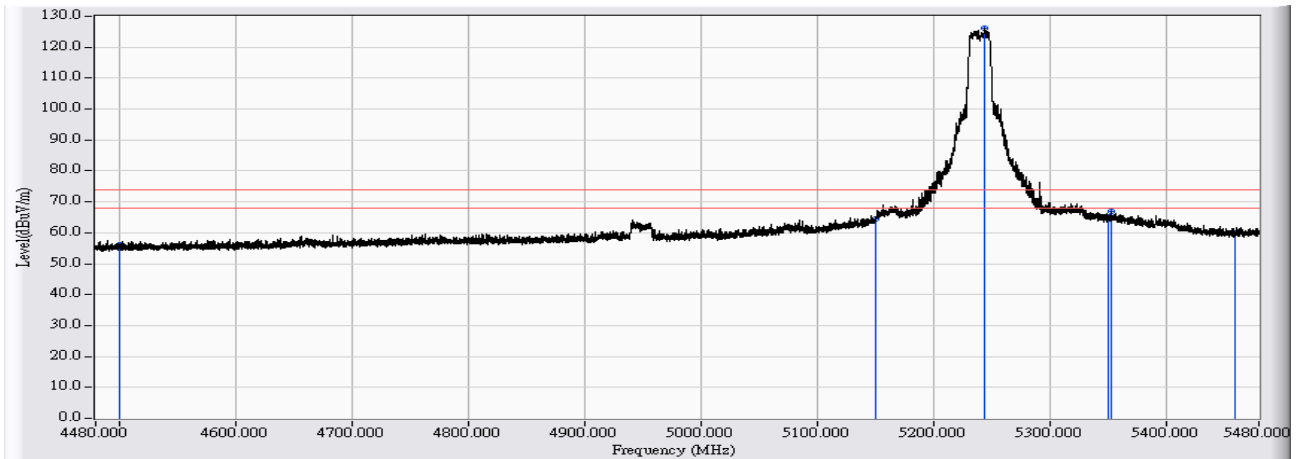


	Frequency (MHz)	Correct Factor (dB)	Reading Level (dBuV)	Measure Level (dBuV/m)	Margin (dB)	Limit (dBuV/m)	Detector Type
1	4500.000	22.335	21.437	43.772	-10.228	54.000	AVERAGE
2	5142.634	24.040	25.004	49.044	-4.956	54.000	AVERAGE
3	* 5150.000	24.053	25.299	49.352	-4.648	54.000	AVERAGE
4	5242.324	24.271	82.021	106.292	--	--	AVERAGE
5	5350.000	24.342	23.802	48.144	-5.856	54.000	AVERAGE
6	5460.000	24.289	22.790	47.079	-6.921	54.000	AVERAGE

Note:

1. All readings above 1GHz are performed with peak and/or average measurements as necessary.
2. Peak measurements: RBW = 1MHz, VBW = 1MHz, Sweep: Auto.
3. Average measurements: RBW = 1MHz, VBW = 10 Hz, Sweep: Auto.
4. “ * ”, means this data is the worst emission level.
5. Measurement Level = Reading Level + Correct Factor.
6. The average measurement was not performed when the peak measured data under the limit of average detection.

Site : CB4-H	Time : 2017/02/15
Limit : FCC_SpartC_15.209_03M_PK	Margin : 6
Probe : CB4-H_FCC_EFS_B091_1-18GHz_3M_0117 - VERTICAL	Power : AC 120V/60Hz
EUT : Wireless-AC2900 Dual Band Gigabit Router	Note : Mode 2: Tx_ADP: AD890326010-2LF_ MIMO Mode (802.11 n20/40)_ 802.11n(20M)_ 5240MHz

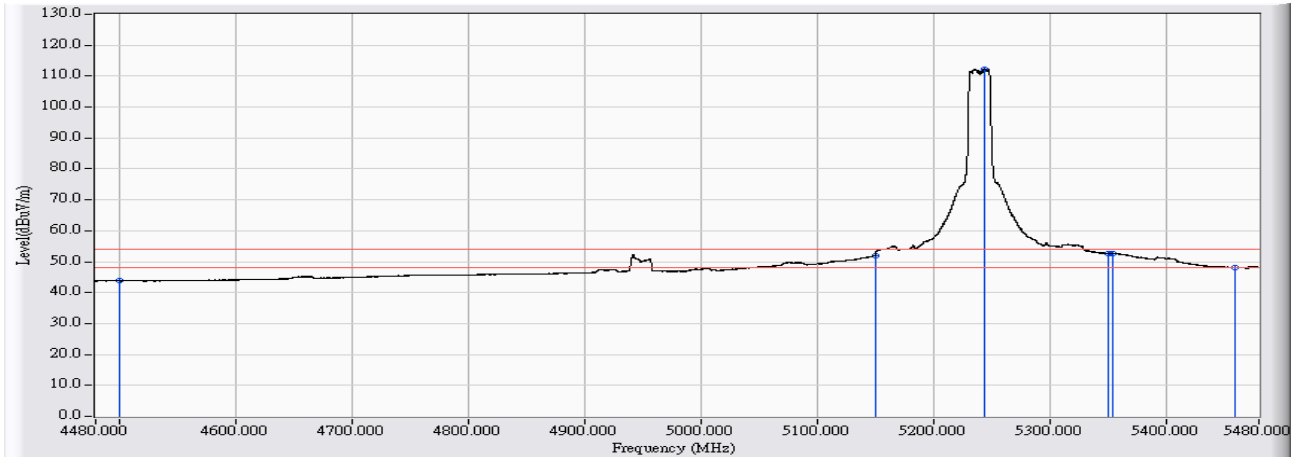


	Frequency (MHz)	Correct Factor (dB)	Reading Level (dBuV)	Measure Level (dBuV/m)	Margin (dB)	Limit (dBuV/m)	Detector Type
1	4500.000	22.335	33.865	56.200	-17.800	74.000	PEAK
2	5150.000	24.053	40.311	64.364	-9.636	74.000	PEAK
3	5244.423	24.273	101.756	126.029	--	--	PEAK
4	5350.000	24.342	40.766	65.108	-8.892	74.000	PEAK
5	* 5353.513	24.338	42.752	67.090	-6.910	74.000	PEAK
6	5460.000	24.289	35.562	59.851	-14.149	74.000	PEAK

Note:

1. All readings above 1GHz are performed with peak and/or average measurements as necessary.
2. Peak measurements: RBW = 1MHz, VBW = 1MHz, Sweep: Auto.
3. Average measurements: RBW = 1MHz, VBW = 10 Hz, Sweep: Auto.
4. “ * ”, means this data is the worst emission level.
5. Measurement Level = Reading Level + Correct Factor.
6. The average measurement was not performed when the peak measured data under the limit of average detection.

Site : CB4-H	Time : 2017/02/15
Limit : FCC_SpartC_15.209_03M_AV	Margin : 6
Probe : CB4-H_FCC_EFS_B091_1-18GHz_3M_0117 - VERTICAL	Power : AC 120V/60Hz
EUT : Wireless-AC2900 Dual Band Gigabit Router	Note : Mode 2: Tx_ADP: AD890326010-2LF_ MIMO Mode (802.11 n20/40)_ 802.11n(20M)_ 5240MHz

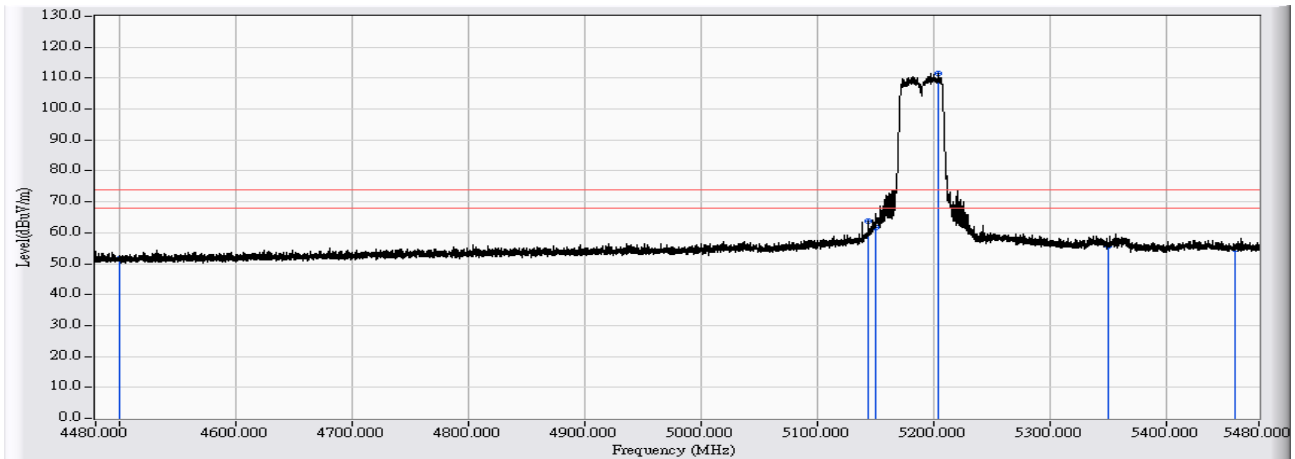


	Frequency (MHz)	Correct Factor (dB)	Reading Level (dBuV)	Measure Level (dBuV/m)	Margin (dB)	Limit (dBuV/m)	Detector Type
1	4500.000	22.335	21.469	43.804	-10.196	54.000	AVERAGE
2	5150.000	24.053	27.987	52.040	-1.960	54.000	AVERAGE
3	5243.624	24.272	88.095	112.367	--	--	AVERAGE
4	5350.000	24.342	28.356	52.698	-1.302	54.000	AVERAGE
5	* 5354.612	24.338	28.425	52.762	-1.238	54.000	AVERAGE
6	5460.000	24.289	23.780	48.069	-5.931	54.000	AVERAGE

Note:

1. All readings above 1GHz are performed with peak and/or average measurements as necessary.
2. Peak measurements: RBW = 1MHz, VBW = 1MHz, Sweep: Auto.
3. Average measurements: RBW = 1MHz, VBW = 10 Hz, Sweep: Auto.
4. “ * ”, means this data is the worst emission level.
5. Measurement Level = Reading Level + Correct Factor.
6. The average measurement was not performed when the peak measured data under the limit of average detection.

Site : CB4-H	Time : 2017/02/15
Limit : FCC_SpartC_15.209_03M_PK	Margin : 6
Probe : CB4-H_FCC_EFS_B091_1-18GHz_3M_0117 - HORIZONTAL	Power : AC 120V/60Hz
EUT : Wireless-AC2900 Dual Band Gigabit Router	Note : Mode 2: Tx_ADP: AD890326010-2LF_ MIMO Mode (802.11 n20/40)_ 802.11n(40M))_5190MHz

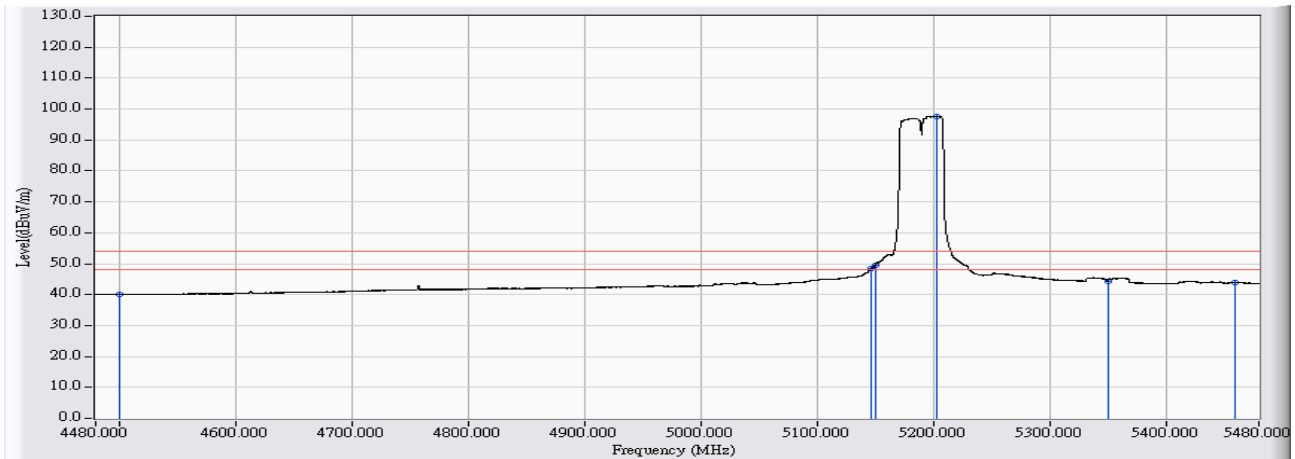


	Frequency (MHz)	Correct Factor (dB)	Reading Level (dBuV)	Measure Level (dBuV/m)	Margin (dB)	Limit (dBuV/m)	Detector Type
1	4500.000	22.335	29.324	51.659	-22.341	74.000	PEAK
2	* 5144.633	24.044	39.702	63.745	-10.255	74.000	PEAK
3	5150.000	24.053	37.747	61.800	-12.200	74.000	PEAK
4	5204.828	24.226	87.372	111.598	--	--	PEAK
5	5350.000	24.342	31.428	55.770	-18.230	74.000	PEAK
6	5460.000	24.289	30.338	54.627	-19.373	74.000	PEAK

Note:

1. All readings above 1GHz are performed with peak and/or average measurements as necessary.
2. Peak measurements: RBW = 1MHz, VBW = 1MHz, Sweep: Auto.
3. Average measurements: RBW = 1MHz, VBW = 10 Hz, Sweep: Auto.
4. “ * ”, means this data is the worst emission level.
5. Measurement Level = Reading Level + Correct Factor.
6. The average measurement was not performed when the peak measured data under the limit of average detection.

Site : CB4-H	Time : 2017/02/15
Limit : FCC_SpartC_15.209_03M_AV	Margin : 6
Probe : CB4-H_FCC_EFS_B091_1-18GHz_3M_0117 - HORIZONTAL	Power : AC 120V/60Hz
EUT : Wireless-AC2900 Dual Band Gigabit Router	Note : Mode 2: Tx_ADP: AD890326010-2LF_ MIMO Mode (802.11 n20/40)_ 802.11n(40M))_5190MHz

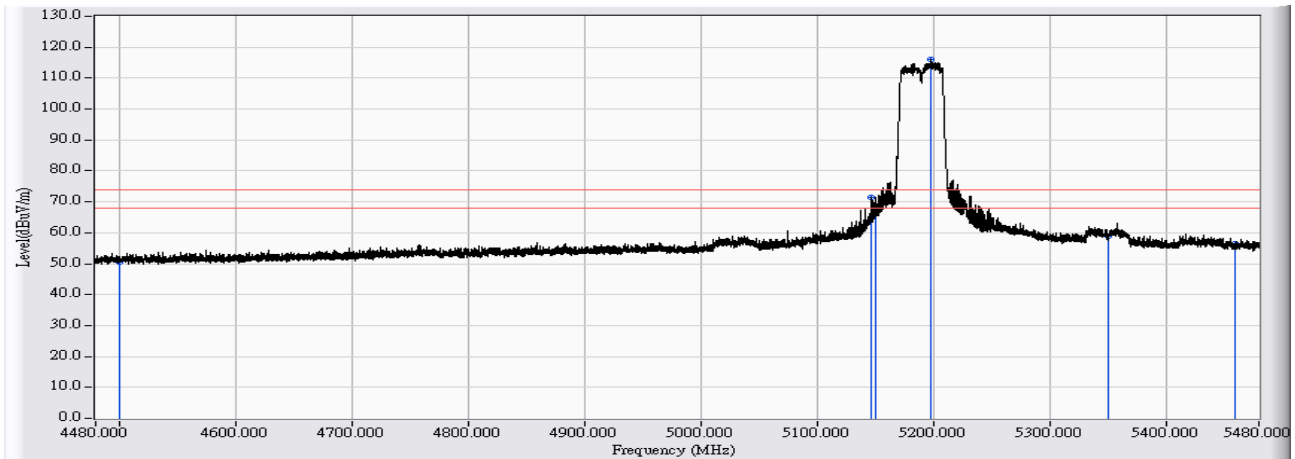


	Frequency (MHz)	Correct Factor (dB)	Reading Level (dBuV)	Measure Level (dBuV/m)	Margin (dB)	Limit (dBuV/m)	Detector Type
1	4500.000	22.335	17.792	40.127	-13.873	54.000	AVERAGE
2	5147.233	24.049	24.457	48.505	-5.495	54.000	AVERAGE
3	* 5150.000	24.053	25.549	49.602	-4.398	54.000	AVERAGE
4	5202.628	24.224	73.479	97.703	--	--	AVERAGE
5	5350.000	24.342	20.073	44.415	-9.585	54.000	AVERAGE
6	5460.000	24.289	19.523	43.812	-10.188	54.000	AVERAGE

Note:

1. All readings above 1GHz are performed with peak and/or average measurements as necessary.
2. Peak measurements: RBW = 1MHz, VBW = 1MHz, Sweep: Auto.
3. Average measurements: RBW = 1MHz, VBW = 10 Hz, Sweep: Auto.
4. “ * ”, means this data is the worst emission level.
5. Measurement Level = Reading Level + Correct Factor.
6. The average measurement was not performed when the peak measured data under the limit of average detection.

Site : CB4-H	Time : 2017/02/15
Limit : FCC_SpartC_15.209_03M_PK	Margin : 6
Probe : CB4-H_FCC_EFS_B091_1-18GHz_3M_0117 - VERTICAL	Power : AC 120V/60Hz
EUT : Wireless-AC2900 Dual Band Gigabit Router	Note : Mode 2: Tx_ADP: AD890326010-2LF_ MIMO Mode (802.11 n20/40)_ 802.11n(40M))_5190MHz

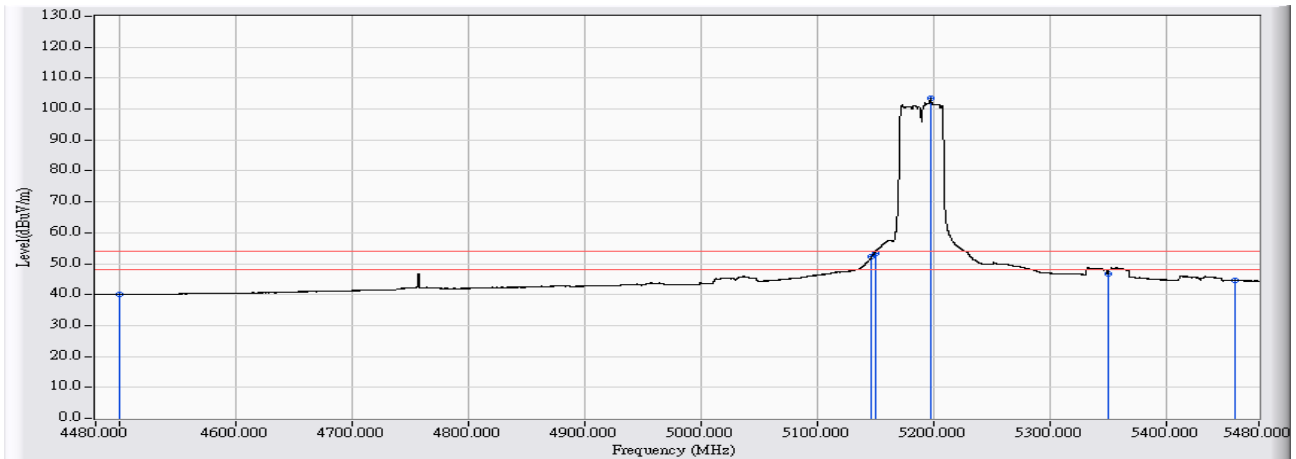


	Frequency (MHz)	Correct Factor (dB)	Reading Level (dBuV)	Measure Level (dBuV/m)	Margin (dB)	Limit (dBuV/m)	Detector Type
1	4500.000	22.335	28.367	50.702	-23.298	74.000	PEAK
2	* 5146.733	24.047	47.412	71.459	-2.541	74.000	PEAK
3	5150.000	24.053	42.406	66.459	-7.541	74.000	PEAK
4	5198.228	24.215	91.770	115.985	--	--	PEAK
5	5350.000	24.342	34.508	58.850	-15.150	74.000	PEAK
6	5460.000	24.289	32.197	56.486	-17.514	74.000	PEAK

Note:

1. All readings above 1GHz are performed with peak and/or average measurements as necessary.
2. Peak measurements: RBW = 1MHz, VBW = 1MHz, Sweep: Auto.
3. Average measurements: RBW = 1MHz, VBW = 10 Hz, Sweep: Auto.
4. “ * ”, means this data is the worst emission level.
5. Measurement Level = Reading Level + Correct Factor.
6. The average measurement was not performed when the peak measured data under the limit of average detection.

Site : CB4-H	Time : 2017/02/15
Limit : FCC_SpartC_15.209_03M_AV	Margin : 6
Probe : CB4-H_FCC_EFS_B091_1-18GHz_3M_0117 - VERTICAL	Power : AC 120V/60Hz
EUT : Wireless-AC2900 Dual Band Gigabit Router	Note : Mode 2: Tx_ADP: AD890326010-2LF_ MIMO Mode (802.11 n20/40)_ 802.11n(40M))_5190MHz

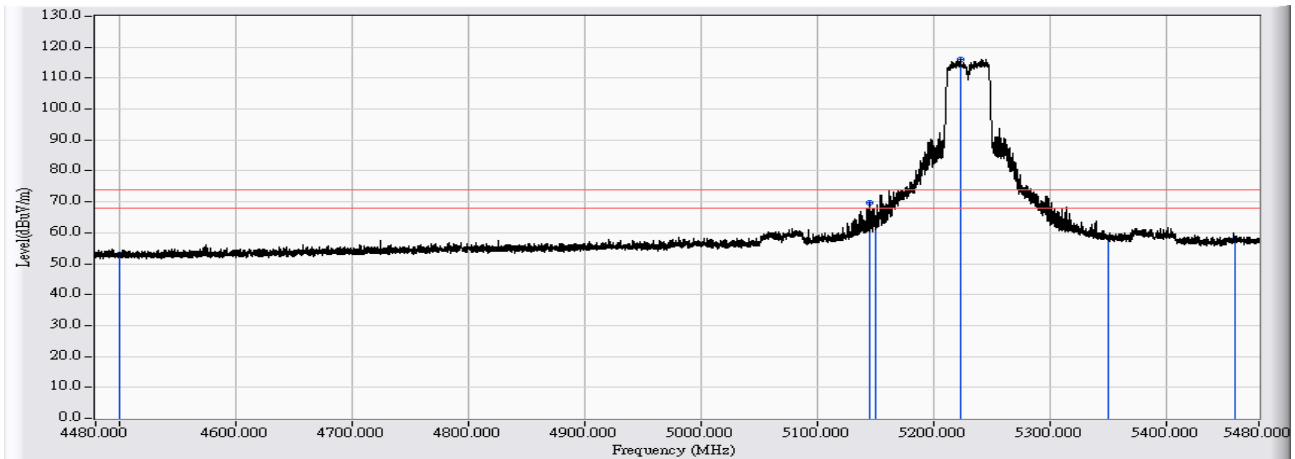


	Frequency (MHz)	Correct Factor (dB)	Reading Level (dBuV)	Measure Level (dBuV/m)	Margin (dB)	Limit (dBuV/m)	Detector Type
1	4500.000	22.335	17.740	40.075	-13.925	54.000	AVERAGE
2	5147.033	24.047	28.288	52.336	-1.664	54.000	AVERAGE
3	* 5150.000	24.053	29.402	53.455	-0.545	54.000	AVERAGE
4	5197.728	24.213	79.183	103.396	--	--	AVERAGE
5	5350.000	24.342	22.440	46.782	-7.218	54.000	AVERAGE
6	5460.000	24.289	20.256	44.545	-9.455	54.000	AVERAGE

Note:

1. All readings above 1GHz are performed with peak and/or average measurements as necessary.
2. Peak measurements: RBW = 1MHz, VBW = 1MHz, Sweep: Auto.
3. Average measurements: RBW = 1MHz, VBW = 10 Hz, Sweep: Auto.
4. “ * ”, means this data is the worst emission level.
5. Measurement Level = Reading Level + Correct Factor.
6. The average measurement was not performed when the peak measured data under the limit of average detection.

Site : CB4-H	Time : 2017/02/15
Limit : FCC_SpartC_15.209_03M_PK	Margin : 6
Probe : CB4-H_FCC_EFS_B091_1-18GHz_3M_0117 - HORIZONTAL	Power : AC 120V/60Hz
EUT : Wireless-AC2900 Dual Band Gigabit Router	Note : Mode 2: Tx_ADP: AD890326010-2LF_ MIMO Mode (802.11 n20/40)_ 802.11n(40M))_5230MHz

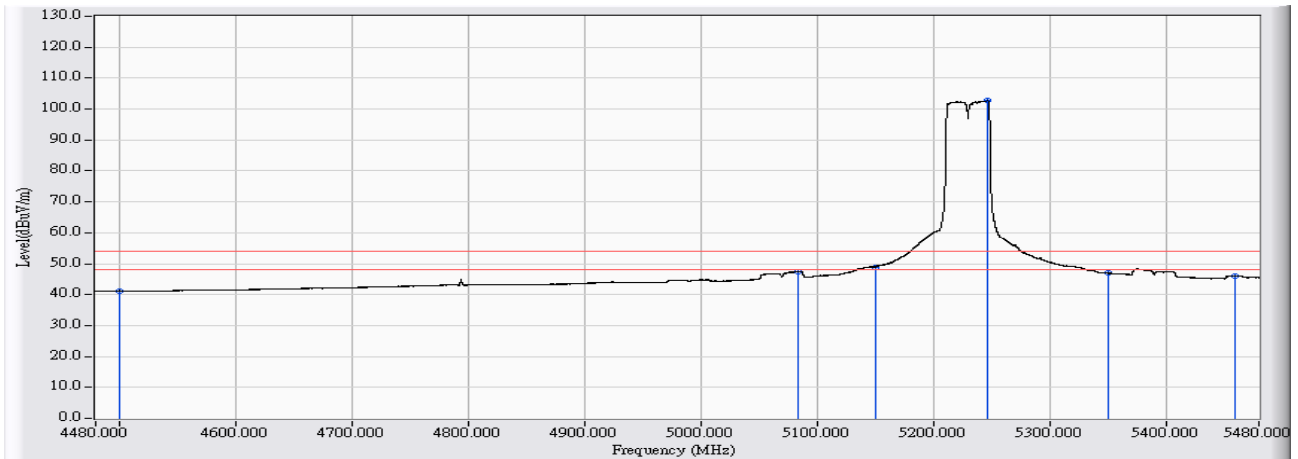


	Frequency (MHz)	Correct Factor (dB)	Reading Level (dBuV)	Measure Level (dBuV/m)	Margin (dB)	Limit (dBuV/m)	Detector Type
1	4500.000	22.335	30.538	52.873	-21.127	74.000	PEAK
2	* 5145.533	24.045	45.691	69.736	-4.264	74.000	PEAK
3	5150.000	24.053	39.497	63.550	-10.450	74.000	PEAK
4	5223.526	24.248	91.825	116.073	--	--	PEAK
5	5350.000	24.342	34.125	58.467	-15.533	74.000	PEAK
6	5460.000	24.289	33.430	57.719	-16.281	74.000	PEAK

Note:

1. All readings above 1GHz are performed with peak and/or average measurements as necessary.
2. Peak measurements: RBW = 1MHz, VBW = 1MHz, Sweep: Auto.
3. Average measurements: RBW = 1MHz, VBW = 10 Hz, Sweep: Auto.
4. “ * ”, means this data is the worst emission level.
5. Measurement Level = Reading Level + Correct Factor.
6. The average measurement was not performed when the peak measured data under the limit of average detection.

Site : CB4-H	Time : 2017/02/15
Limit : FCC_SpartC_15.209_03M_AV	Margin : 6
Probe : CB4-H_FCC_EFS_B091_1-18GHz_3M_0117 - HORIZONTAL	Power : AC 120V/60Hz
EUT : Wireless-AC2900 Dual Band Gigabit Router	Note : Mode 2: Tx_ADP: AD890326010-2LF_ MIMO Mode (802.11 n20/40)_ 802.11n(40M))_5230MHz

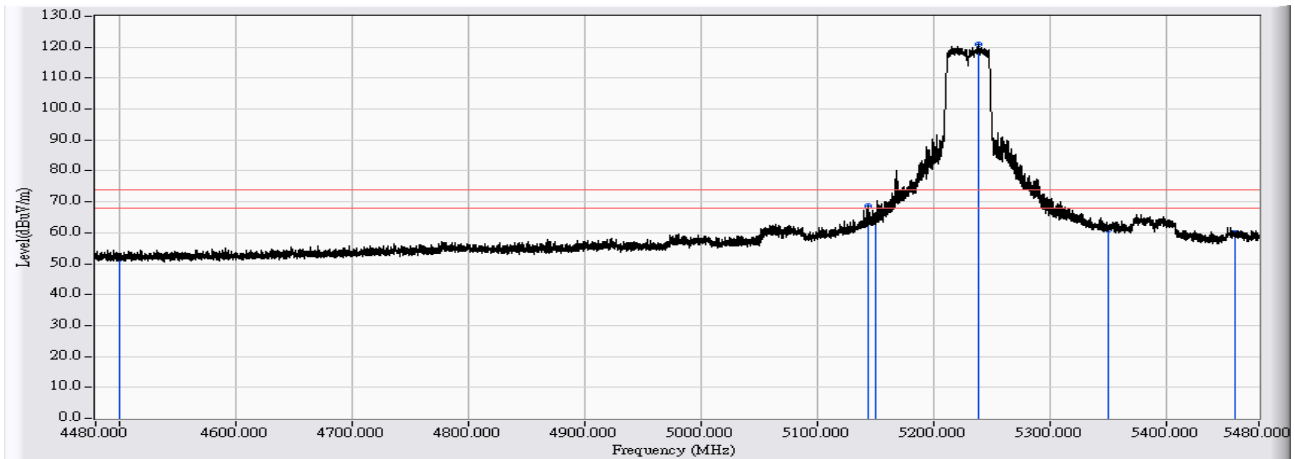


	Frequency (MHz)	Correct Factor (dB)	Reading Level (dBuV)	Measure Level (dBuV/m)	Margin (dB)	Limit (dBuV/m)	Detector Type
1	4500.000	22.335	18.937	41.272	-12.728	54.000	AVERAGE
2	5083.340	23.982	23.417	47.399	-6.601	54.000	AVERAGE
3	* 5150.000	24.053	24.855	48.908	-5.092	54.000	AVERAGE
4	5246.624	24.276	78.586	102.862	--	--	AVERAGE
5	5350.000	24.342	22.576	46.918	-7.082	54.000	AVERAGE
6	5460.000	24.289	21.744	46.033	-7.967	54.000	AVERAGE

Note:

1. All readings above 1GHz are performed with peak and/or average measurements as necessary.
2. Peak measurements: RBW = 1MHz, VBW = 1MHz, Sweep: Auto.
3. Average measurements: RBW = 1MHz, VBW = 10 Hz, Sweep: Auto.
4. “ * ”, means this data is the worst emission level.
5. Measurement Level = Reading Level + Correct Factor.
6. The average measurement was not performed when the peak measured data under the limit of average detection.

Site : CB4-H	Time : 2017/02/15
Limit : FCC_SpartC_15.209_03M_PK	Margin : 6
Probe : CB4-H_FCC_EFS_B091_1-18GHz_3M_0117 - VERTICAL	Power : AC 120V/60Hz
EUT : Wireless-AC2900 Dual Band Gigabit Router	Note : Mode 2: Tx_ADP: AD890326010-2LF_ MIMO Mode (802.11 n20/40)_ 802.11n(40M))_5230MHz

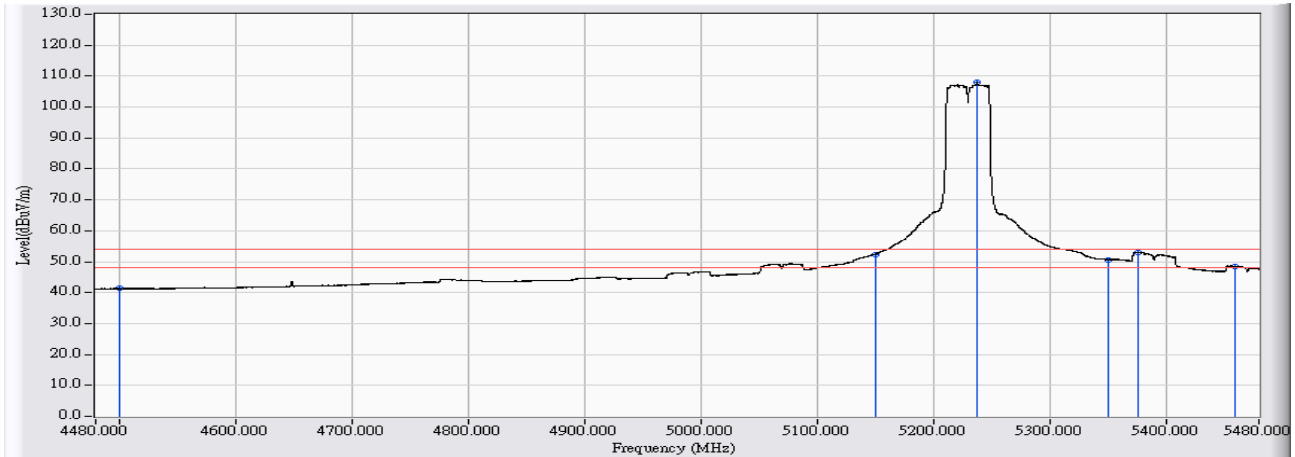


	Frequency (MHz)	Correct Factor (dB)	Reading Level (dBuV)	Measure Level (dBuV/m)	Margin (dB)	Limit (dBuV/m)	Detector Type
1	4500.000	22.335	29.347	51.682	-22.318	74.000	PEAK
2	* 5143.534	24.041	44.670	68.712	-5.288	74.000	PEAK
3	5150.000	24.053	41.052	65.105	-8.895	74.000	PEAK
4	5239.324	24.267	96.701	120.968	--	--	PEAK
5	5350.000	24.342	36.544	60.886	-13.114	74.000	PEAK
6	5460.000	24.289	35.620	59.909	-14.091	74.000	PEAK

Note:

1. All readings above 1GHz are performed with peak and/or average measurements as necessary.
2. Peak measurements: RBW = 1MHz, VBW = 1MHz, Sweep: Auto.
3. Average measurements: RBW = 1MHz, VBW = 10 Hz, Sweep: Auto.
4. “ * ”, means this data is the worst emission level.
5. Measurement Level = Reading Level + Correct Factor.
6. The average measurement was not performed when the peak measured data under the limit of average detection.

Site : CB4-H	Time : 2017/02/15
Limit : FCC_SpartC_15.209_03M_AV	Margin : 6
Probe : CB4-H_FCC_EFS_B091_1-18GHz_3M_0117 - VERTICAL	Power : AC 120V/60Hz
EUT : Wireless-AC2900 Dual Band Gigabit Router	Note : Mode 2: Tx_ADP: AD890326010-2LF_ MIMO Mode (802.11 n20/40)_ 802.11n(40M))_5230MHz

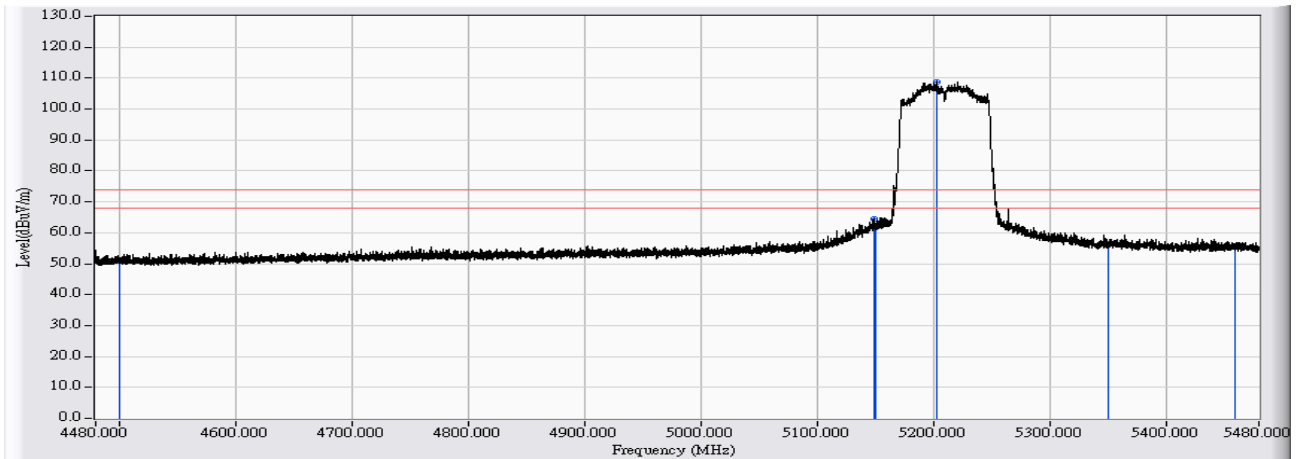


	Frequency (MHz)	Correct Factor (dB)	Reading Level (dBuV)	Measure Level (dBuV/m)	Margin (dB)	Limit (dBuV/m)	Detector Type
1	4500.000	22.335	18.999	41.334	-12.666	54.000	AVERAGE
2	5150.000	24.053	28.264	52.317	-1.683	54.000	AVERAGE
3	5237.624	24.265	83.696	107.961	--	--	AVERAGE
4	5350.000	24.342	26.340	50.682	-3.318	54.000	AVERAGE
5	* 5376.210	24.314	28.672	52.987	-1.013	54.000	AVERAGE
6	5460.000	24.289	24.221	48.510	-5.490	54.000	AVERAGE

Note:

1. All readings above 1GHz are performed with peak and/or average measurements as necessary.
2. Peak measurements: RBW = 1MHz, VBW = 1MHz, Sweep: Auto.
3. Average measurements: RBW = 1MHz, VBW = 10 Hz, Sweep: Auto.
4. “ * ”, means this data is the worst emission level.
5. Measurement Level = Reading Level + Correct Factor.
6. The average measurement was not performed when the peak measured data under the limit of average detection.

Site : CB4-H	Time : 2017/02/15
Limit : FCC_SpartC_15.209_03M_PK	Margin : 6
Probe : CB4-H_FCC_EFS_B091_1-18GHz_3M_0117 - HORIZONTAL	Power : AC 120V/60Hz
EUT : Wireless-AC2900 Dual Band Gigabit Router	Note : Mode 2: Tx_ADP: AD890326010-2LF_ MIMO Mode (802.11 n20/40)_ 802.11ac(80M)_ 5210MHz

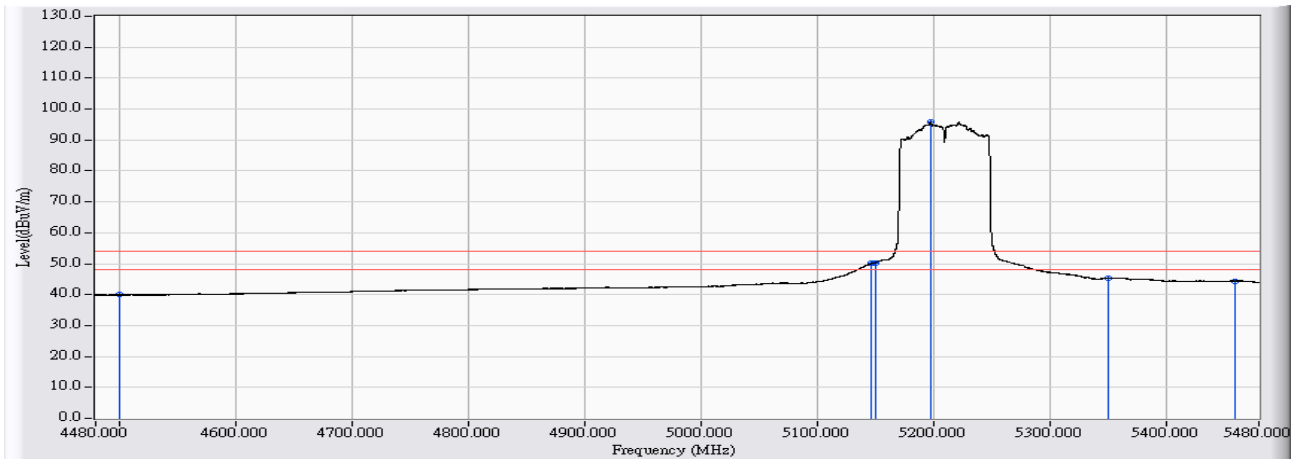


	Frequency (MHz)	Correct Factor (dB)	Reading Level (dBuV)	Measure Level (dBuV/m)	Margin (dB)	Limit (dBuV/m)	Detector Type
1	4500.000	22.335	28.467	50.802	-23.198	74.000	PEAK
2	* 5149.433	24.052	40.285	64.337	-9.663	74.000	PEAK
3	5150.000	24.053	37.767	61.820	-12.180	74.000	PEAK
4	5203.627	24.225	84.618	108.843	--	--	PEAK
5	5350.000	24.342	32.069	56.411	-17.589	74.000	PEAK
6	5460.000	24.289	31.509	55.798	-18.202	74.000	PEAK

Note:

1. All readings above 1GHz are performed with peak and/or average measurements as necessary.
2. Peak measurements: RBW = 1MHz, VBW = 1MHz, Sweep: Auto.
3. Average measurements: RBW = 1MHz, VBW = 10 Hz, Sweep: Auto.
4. “ * ”, means this data is the worst emission level.
5. Measurement Level = Reading Level + Correct Factor.
6. The average measurement was not performed when the peak measured data under the limit of average detection.

Site : CB4-H	Time : 2017/02/15
Limit : FCC_SpartC_15.209_03M_AV	Margin : 6
Probe : CB4-H_FCC_EFS_B091_1-18GHz_3M_0117 - HORIZONTAL	Power : AC 120V/60Hz
EUT : Wireless-AC2900 Dual Band Gigabit Router	Note : Mode 2: Tx_ADP: AD890326010-2LF_ MIMO Mode (802.11 n20/40)_ 802.11ac(80M)_ 5210MHz

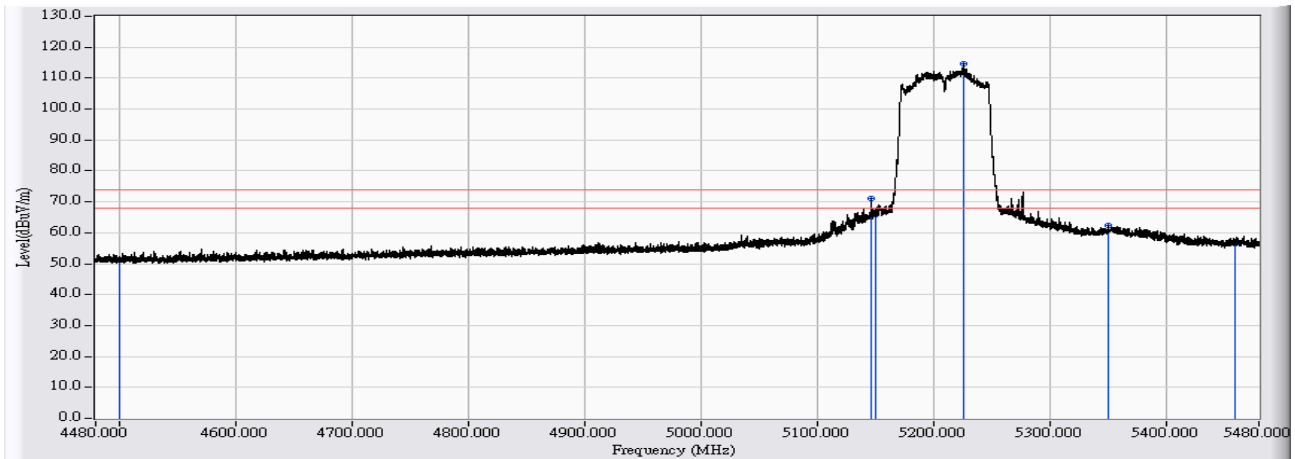


	Frequency (MHz)	Correct Factor (dB)	Reading Level (dBuV)	Measure Level (dBuV/m)	Margin (dB)	Limit (dBuV/m)	Detector Type
1	4500.000	22.335	17.575	39.910	-14.090	54.000	AVERAGE
2	5146.333	24.047	26.057	50.104	-3.896	54.000	AVERAGE
3	* 5150.000	24.053	26.210	50.263	-3.737	54.000	AVERAGE
4	5197.728	24.213	71.530	95.743	--	--	AVERAGE
5	5350.000	24.342	20.964	45.306	-8.694	54.000	AVERAGE
6	5460.000	24.289	20.089	44.378	-9.622	54.000	AVERAGE

Note:

1. All readings above 1GHz are performed with peak and/or average measurements as necessary.
2. Peak measurements: RBW = 1MHz, VBW = 1MHz, Sweep: Auto.
3. Average measurements: RBW = 1MHz, VBW = 10 Hz, Sweep: Auto.
4. “ * ”, means this data is the worst emission level.
5. Measurement Level = Reading Level + Correct Factor.
6. The average measurement was not performed when the peak measured data under the limit of average detection.

Site : CB4-H	Time : 2017/02/15
Limit : FCC_SpartC_15.209_03M_PK	Margin : 6
Probe : CB4-H_FCC_EFS_B091_1-18GHz_3M_0117 - VERTICAL	Power : AC 120V/60Hz
EUT : Wireless-AC2900 Dual Band Gigabit Router	Note : Mode 2: Tx_ADP: AD890326010-2LF_ MIMO Mode (802.11 n20/40)_ 802.11ac(80M)_ 5210MHz

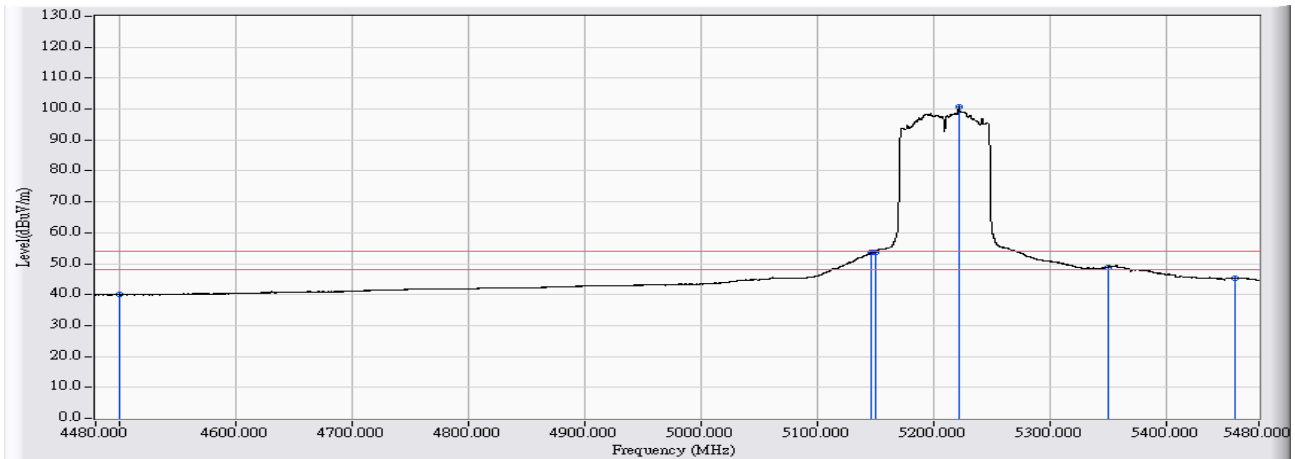


	Frequency (MHz)	Correct Factor (dB)	Reading Level (dBuV)	Measure Level (dBuV/m)	Margin (dB)	Limit (dBuV/m)	Detector Type
1	4500.000	22.335	29.042	51.377	-22.623	74.000	PEAK
2	* 5146.733	24.047	46.985	71.032	-2.968	74.000	PEAK
3	5150.000	24.053	41.947	66.000	-8.000	74.000	PEAK
4	5225.925	24.251	90.367	114.618	--	--	PEAK
5	5350.000	24.342	37.963	62.305	-11.695	74.000	PEAK
6	5460.000	24.289	32.003	56.292	-17.708	74.000	PEAK

Note:

1. All readings above 1GHz are performed with peak and/or average measurements as necessary.
2. Peak measurements: RBW = 1MHz, VBW = 1MHz, Sweep: Auto.
3. Average measurements: RBW = 1MHz, VBW = 10 Hz, Sweep: Auto.
4. “ * ”, means this data is the worst emission level.
5. Measurement Level = Reading Level + Correct Factor.
6. The average measurement was not performed when the peak measured data under the limit of average detection.

Site : CB4-H	Time : 2017/02/15
Limit : FCC_SpartC_15.209_03M_AV	Margin : 6
Probe : CB4-H_FCC_EFS_B091_1-18GHz_3M_0117 - VERTICAL	Power : AC 120V/60Hz
EUT : Wireless-AC2900 Dual Band Gigabit Router	Note : Mode 2: Tx_ADP: AD890326010-2LF_ MIMO Mode (802.11 n20/40)_ 802.11ac(80M)_ 5210MHz

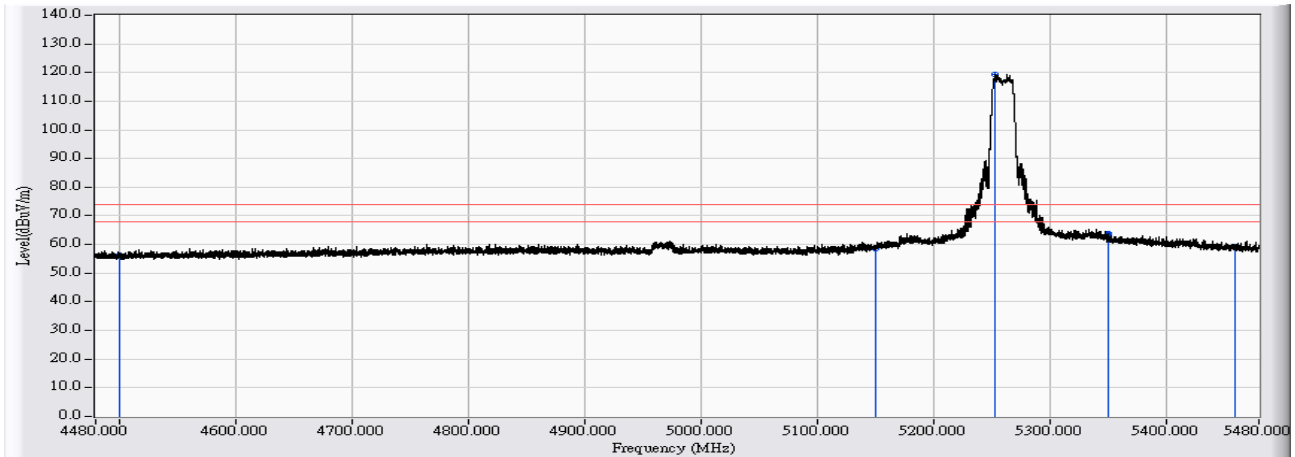


	Frequency (MHz)	Correct Factor (dB)	Reading Level (dBuV)	Measure Level (dBuV/m)	Margin (dB)	Limit (dBuV/m)	Detector Type
1	4500.000	22.335	17.600	39.935	-14.065	54.000	AVERAGE
2	5146.433	24.047	29.467	53.514	-0.486	54.000	AVERAGE
3	5150.000	24.053	29.540	53.593	-0.407	54.000	AVERAGE
4	* 5150.000	24.053	29.740	53.793	-0.207	54.000	AVERAGE
5	5222.126	24.247	76.530	100.777	--	--	AVERAGE
6	5350.000	24.342	24.550	48.892	-5.108	54.000	AVERAGE
7	5460.000	24.289	20.960	45.249	-8.751	54.000	AVERAGE

Note:

1. All readings above 1GHz are performed with peak and/or average measurements as necessary.
2. Peak measurements: RBW = 1MHz, VBW = 1MHz, Sweep: Auto.
3. Average measurements: RBW = 1MHz, VBW = 10 Hz, Sweep: Auto.
4. “ * ”, means this data is the worst emission level.
5. Measurement Level = Reading Level + Correct Factor.
6. The average measurement was not performed when the peak measured data under the limit of average detection.

Site : CB4-H	Time : 2017/05/08
Limit : FCC_SpartC_15.209_03M_PK	Margin : 6
Probe : CB4-H_FCC_EFS_B091_1-18GHz_3M_0117 - HORIZONTAL	Power : AC 120V/60Hz
EUT : Wireless-AC2900 Dual Band Gigabit Router	Note : Mode 2: Tx_ADP: AD890326010-2LF_ MIMO Mode (802.11 n20/40)_ 802.11n(20M)_ 5260MHz

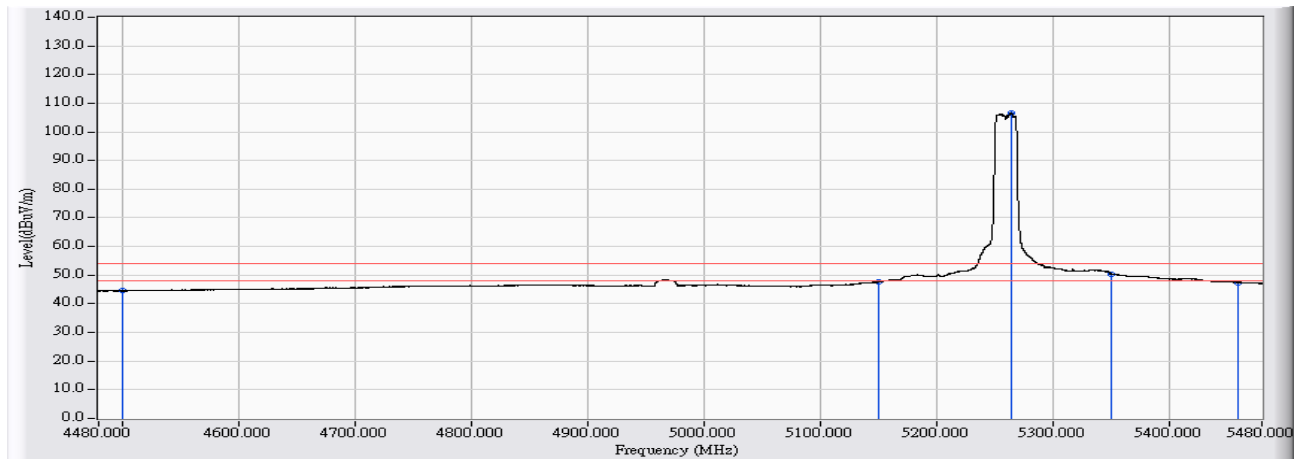


	Frequency (MHz)	Correct Factor (dB)	Reading Level (dBuV)	Measure Level (dBuV/m)	Margin (dB)	Limit (dBuV/m)	Detector Type
1	4500.000	5.716	50.677	56.393	-17.607	74.000	PEAK
2	5150.000	7.264	51.251	58.515	-15.485	74.000	PEAK
3	* 5253.623	7.229	112.066	119.296	--	--	PEAK
4	5350.000	7.298	56.128	63.426	-10.574	74.000	PEAK
5	5350.113	7.298	56.535	63.833	-10.167	74.000	PEAK
6	5460.000	7.376	51.896	59.272	-14.728	74.000	PEAK

Note:

1. All readings above 1GHz are performed with peak and/or average measurements as necessary.
2. Peak measurements: RBW = 1MHz, VBW = 1MHz, Sweep: Auto.
3. Average measurements: RBW = 1MHz, VBW = 10 Hz, Sweep: Auto.
4. " * ", means this data is the worst emission level.
5. Measurement Level = Reading Level + Correct Factor.
6. The average measurement was not performed when the peak measured data under the limit of average detection.

Site : CB4-H	Time : 2017/05/08
Limit : FCC_SpartC_15.209_03M_AV	Margin : 6
Probe : CB4-H_FCC_EFS_B091_1-18GHz_3M_0117 - HORIZONTAL	Power : AC 120V/60Hz
EUT : Wireless-AC2900 Dual Band Gigabit Router	Note : Mode 2: Tx_ADP: AD890326010-2LF_ MIMO Mode (802.11 n20/40)_ 802.11n(20M)_ 5260MHz

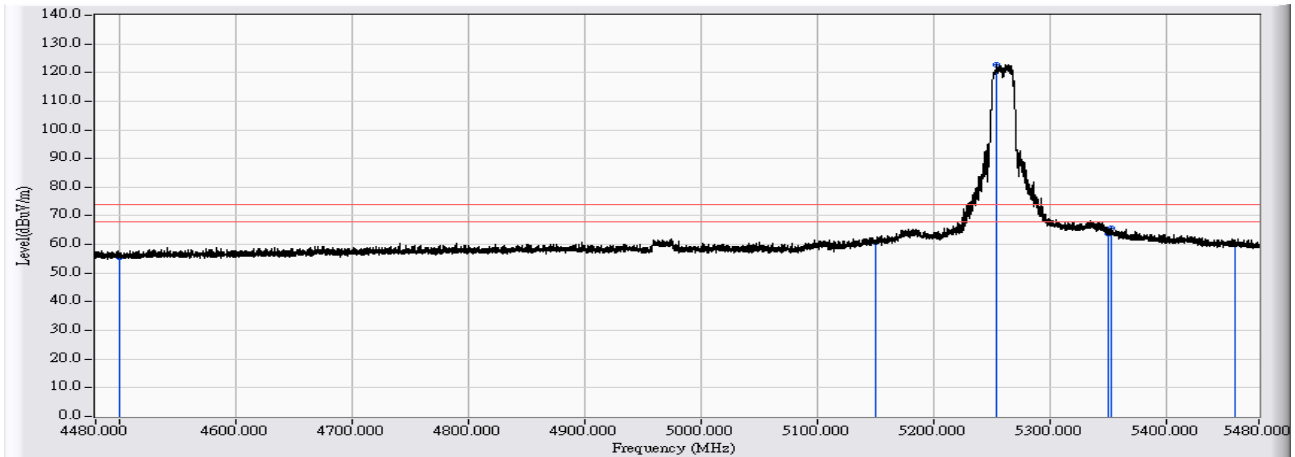


	Frequency (MHz)	Correct Factor (dB)	Reading Level (dBuV)	Measure Level (dBuV/m)	Margin (dB)	Limit (dBuV/m)	Detector Type
1	4500.000	5.716	38.817	44.533	-9.467	54.000	AVERAGE
2	5150.000	7.264	40.302	47.566	-6.434	54.000	AVERAGE
3	* 5264.222	7.237	99.281	106.518	--	--	AVERAGE
4	5350.000	7.298	43.154	50.452	-3.548	54.000	AVERAGE
5	5350.013	7.298	43.146	50.444	-3.556	54.000	AVERAGE
6	5460.000	7.376	40.040	47.416	-6.584	54.000	AVERAGE

Note:

1. All readings above 1GHz are performed with peak and/or average measurements as necessary.
2. Peak measurements: RBW = 1MHz, VBW = 1MHz, Sweep: Auto.
3. Average measurements: RBW = 1MHz, VBW = 10 Hz, Sweep: Auto.
4. " * ", means this data is the worst emission level.
5. Measurement Level = Reading Level + Correct Factor.
6. The average measurement was not performed when the peak measured data under the limit of average detection.

Site : CB4-H	Time : 2017/05/08
Limit : FCC_SpartC_15.209_03M_PK	Margin : 6
Probe : CB4-H_FCC_EFS_B091_1-18GHz_3M_0117 - VERTICAL	Power : AC 120V/60Hz
EUT : Wireless-AC2900 Dual Band Gigabit Router	Note : Mode 2: Tx_ADP: AD890326010-2LF_ MIMO Mode (802.11 n20/40)_ 802.11n(20M)_ 5260MHz

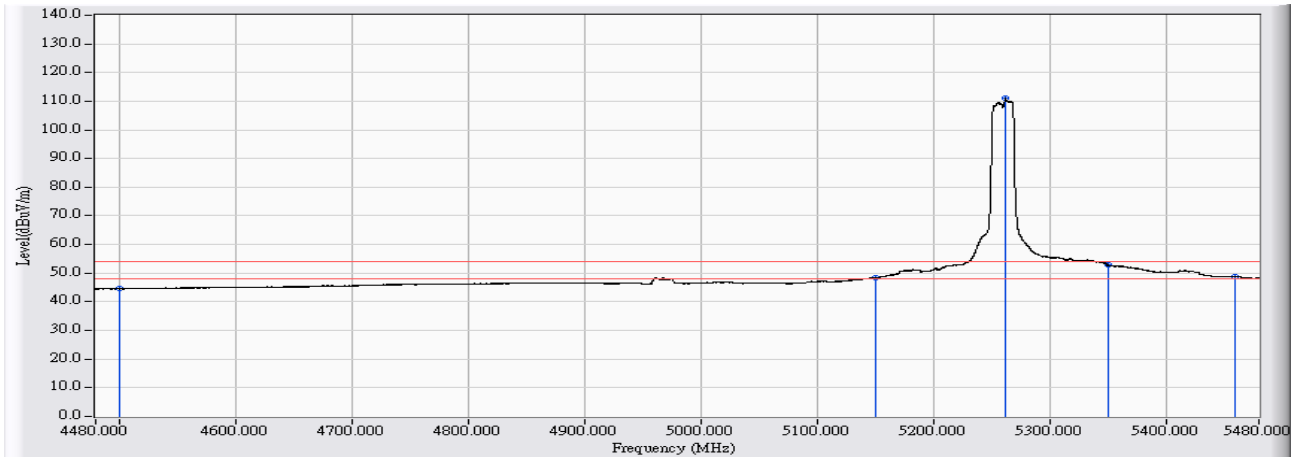


	Frequency (MHz)	Correct Factor (dB)	Reading Level (dBuV)	Measure Level (dBuV/m)	Margin (dB)	Limit (dBuV/m)	Detector Type
1	4500.000	5.716	49.821	55.537	-18.463	74.000	PEAK
2	5150.000	7.264	53.422	60.686	-13.314	74.000	PEAK
3	* 5254.723	7.231	115.470	122.700	--	--	PEAK
4	5350.000	7.298	56.667	63.965	-10.035	74.000	PEAK
5	5353.713	7.300	58.494	65.795	-8.205	74.000	PEAK
6	5460.000	7.376	52.745	60.121	-13.879	74.000	PEAK

Note:

1. All readings above 1GHz are performed with peak and/or average measurements as necessary.
2. Peak measurements: RBW = 1MHz, VBW = 1MHz, Sweep: Auto.
3. Average measurements: RBW = 1MHz, VBW = 10 Hz, Sweep: Auto.
4. " * ", means this data is the worst emission level.
5. Measurement Level = Reading Level + Correct Factor.
6. The average measurement was not performed when the peak measured data under the limit of average detection.

Site : CB4-H	Time : 2017/05/08
Limit : FCC_SpartC_15.209_03M_AV	Margin : 6
Probe : CB4-H_FCC_EFS_B091_1-18GHz_3M_0117 - VERTICAL	Power : AC 120V/60Hz
EUT : Wireless-AC2900 Dual Band Gigabit Router	Note : Mode 2: Tx_ADP: AD890326010-2LF_ MIMO Mode (802.11 n20/40)_ 802.11n(20M)_ 5260MHz

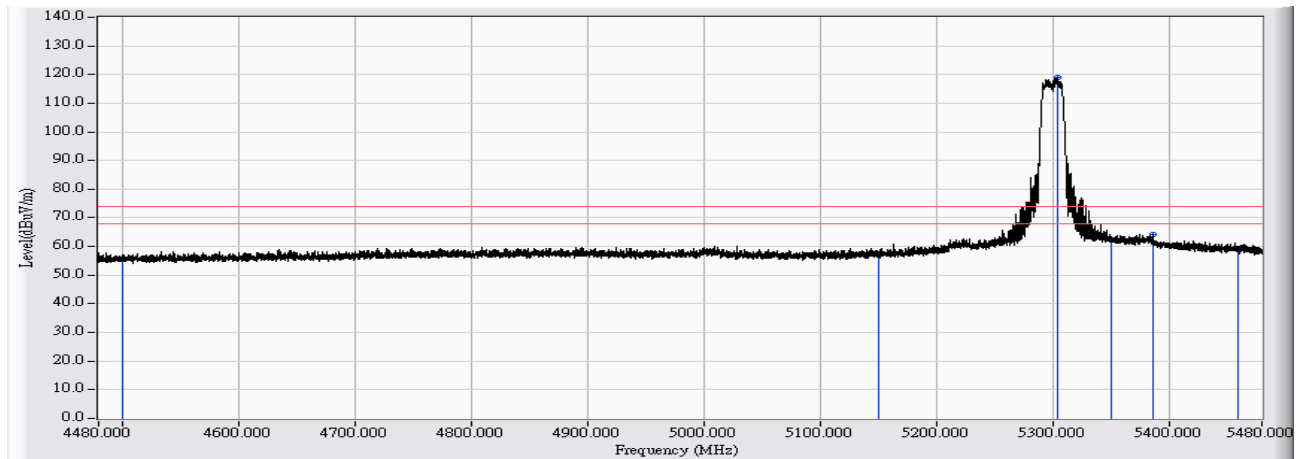


	Frequency (MHz)	Correct Factor (dB)	Reading Level (dBuV)	Measure Level (dBuV/m)	Margin (dB)	Limit (dBuV/m)	Detector Type
1	4500.000	5.716	38.804	44.520	-9.480	54.000	AVERAGE
2	5150.000	7.264	41.059	48.323	-5.677	54.000	AVERAGE
3	* 5262.022	7.236	103.927	111.163	--	--	AVERAGE
4	5350.000	7.298	45.462	52.760	-1.240	54.000	AVERAGE
5	5350.713	7.299	45.472	52.770	-1.230	54.000	AVERAGE
6	5460.000	7.376	41.362	48.738	-5.262	54.000	AVERAGE

Note:

1. All readings above 1GHz are performed with peak and/or average measurements as necessary.
2. Peak measurements: RBW = 1MHz, VBW = 1MHz, Sweep: Auto.
3. Average measurements: RBW = 1MHz, VBW = 10 Hz, Sweep: Auto.
4. " * ", means this data is the worst emission level.
5. Measurement Level = Reading Level + Correct Factor.
6. The average measurement was not performed when the peak measured data under the limit of average detection.

Site : CB4-H	Time : 2017/05/08
Limit : FCC_SpartC_15.209_03M_PK	Margin : 6
Probe : CB4-H_FCC_EFS_B091_1-18GHz_3M_0117 - HORIZONTAL	Power : AC 120V/60Hz
EUT : Wireless-AC2900 Dual Band Gigabit Router	Note : Mode 2: Tx_ADP: AD890326010-2LF_ MIMO Mode (802.11 n20/40)_ 802.11n(20M)_ 5300MHz

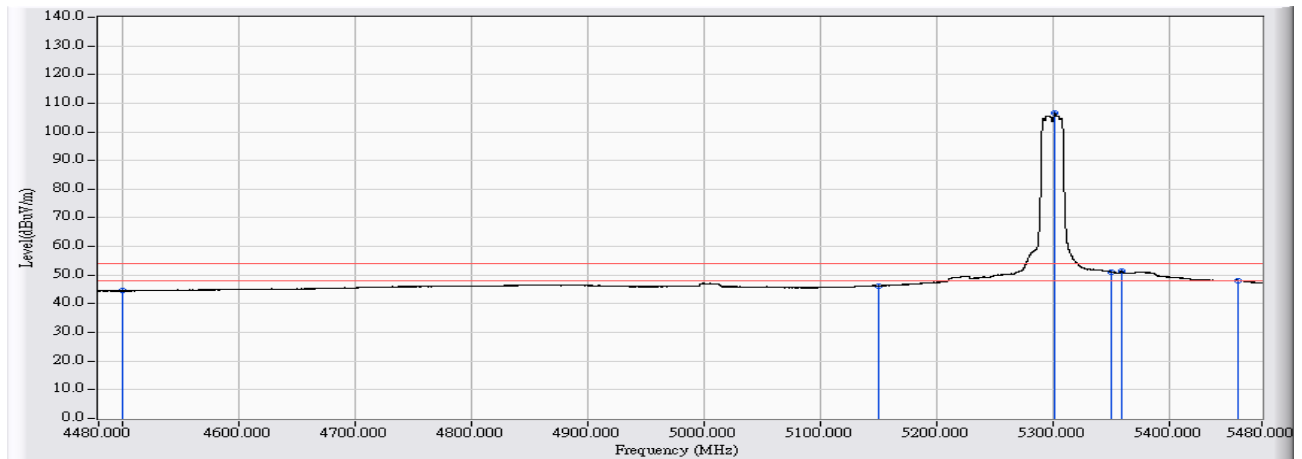


	Frequency (MHz)	Correct Factor (dB)	Reading Level (dBuV)	Measure Level (dBuV/m)	Margin (dB)	Limit (dBuV/m)	Detector Type
1	4500.000	5.716	49.756	55.472	-18.528	74.000	PEAK
2	5150.000	7.264	50.102	57.366	-16.634	74.000	PEAK
3	* 5304.418	7.265	111.575	118.841	--	--	PEAK
4	5350.000	7.298	54.923	62.221	-11.779	74.000	PEAK
5	5386.609	7.324	56.896	64.220	-9.780	74.000	PEAK
6	5460.000	7.376	51.673	59.049	-14.951	74.000	PEAK

Note:

1. All readings above 1GHz are performed with peak and/or average measurements as necessary.
2. Peak measurements: RBW = 1MHz, VBW = 1MHz, Sweep: Auto.
3. Average measurements: RBW = 1MHz, VBW = 10 Hz, Sweep: Auto.
4. " * ", means this data is the worst emission level.
5. Measurement Level = Reading Level + Correct Factor.
6. The average measurement was not performed when the peak measured data under the limit of average detection.

Site : CB4-H	Time : 2017/05/08
Limit : FCC_SpartC_15.209_03M_AV	Margin : 6
Probe : CB4-H_FCC_EFS_B091_1-18GHz_3M_0117 - HORIZONTAL	Power : AC 120V/60Hz
EUT : Wireless-AC2900 Dual Band Gigabit Router	Note : Mode 2: Tx_ADP: AD890326010-2LF_ MIMO Mode (802.11 n20/40)_ 802.11n(20M)_ 5300MHz

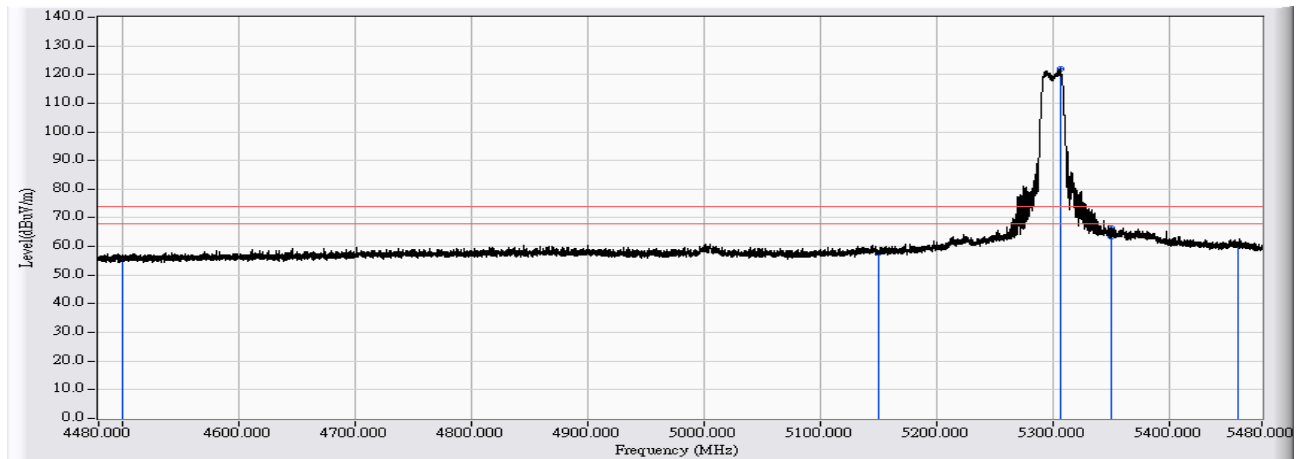


	Frequency (MHz)	Correct Factor (dB)	Reading Level (dBuV)	Measure Level (dBuV/m)	Margin (dB)	Limit (dBuV/m)	Detector Type
1	4500.000	5.716	38.797	44.513	-9.487	54.000	AVERAGE
2	5150.000	7.264	39.020	46.284	-7.716	54.000	AVERAGE
3	* 5302.118	7.265	99.452	106.716	--	--	AVERAGE
4	5350.000	7.298	43.805	51.103	-2.897	54.000	AVERAGE
5	5359.012	7.304	44.036	51.340	-2.660	54.000	AVERAGE
6	5460.000	7.376	40.568	47.944	-6.056	54.000	AVERAGE

Note:

1. All readings above 1GHz are performed with peak and/or average measurements as necessary.
2. Peak measurements: RBW = 1MHz, VBW = 1MHz, Sweep: Auto.
3. Average measurements: RBW = 1MHz, VBW = 10 Hz, Sweep: Auto.
4. " * ", means this data is the worst emission level.
5. Measurement Level = Reading Level + Correct Factor.
6. The average measurement was not performed when the peak measured data under the limit of average detection.

Site : CB4-H	Time : 2017/05/08
Limit : FCC_SpartC_15.209_03M_PK	Margin : 6
Probe : CB4-H_FCC_EFS_B091_1-18GHz_3M_0117 - VERTICAL	Power : AC 120V/60Hz
EUT : Wireless-AC2900 Dual Band Gigabit Router	Note : Mode 2: Tx_ADP: AD890326010-2LF_ MIMO Mode (802.11 n20/40)_ 802.11n(20M)_ 5300MHz

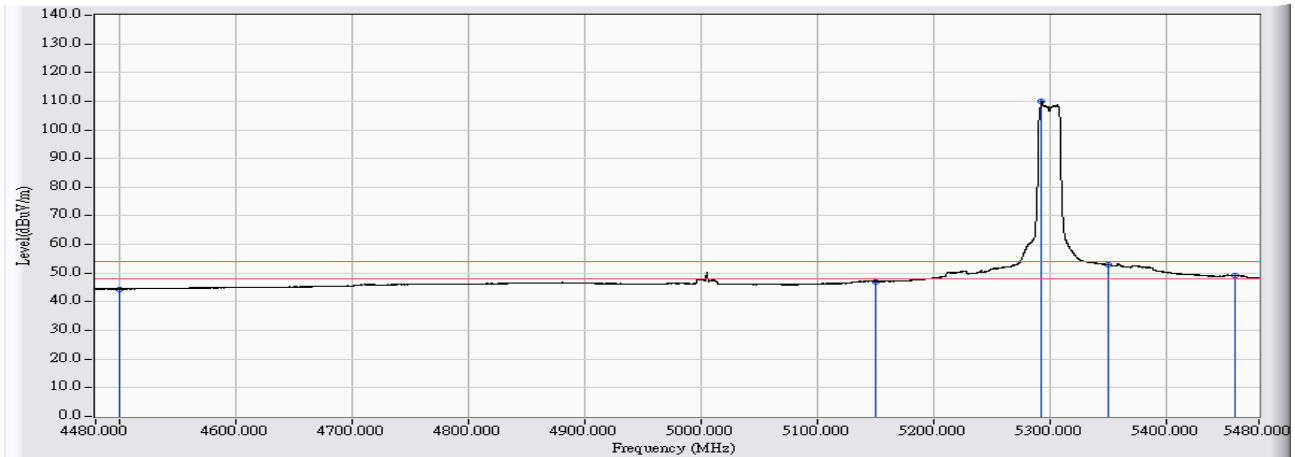


	Frequency (MHz)	Correct Factor (dB)	Reading Level (dBuV)	Measure Level (dBuV/m)	Margin (dB)	Limit (dBuV/m)	Detector Type
1	4500.000	5.716	49.989	55.705	-18.295	74.000	PEAK
2	5150.000	7.264	50.653	57.917	-16.083	74.000	PEAK
3	* 5306.517	7.268	114.656	121.923	--	--	PEAK
4	5350.000	7.298	56.060	63.358	-10.642	74.000	PEAK
5	5350.613	7.299	59.081	66.379	-7.621	74.000	PEAK
6	5460.000	7.376	53.038	60.414	-13.586	74.000	PEAK

Note:

1. All readings above 1GHz are performed with peak and/or average measurements as necessary.
2. Peak measurements: RBW = 1MHz, VBW = 1MHz, Sweep: Auto.
3. Average measurements: RBW = 1MHz, VBW = 10 Hz, Sweep: Auto.
4. " * ", means this data is the worst emission level.
5. Measurement Level = Reading Level + Correct Factor.
6. The average measurement was not performed when the peak measured data under the limit of average detection.

Site : CB4-H	Time : 2017/05/08
Limit : FCC_SpartC_15.209_03M_AV	Margin : 6
Probe : CB4-H_FCC_EFS_B091_1-18GHz_3M_0117 - VERTICAL	Power : AC 120V/60Hz
EUT : Wireless-AC2900 Dual Band Gigabit Router	Note : Mode 2: Tx_ADP: AD890326010-2LF_ MIMO Mode (802.11 n20/40)_ 802.11n(20M)_ 5300MHz

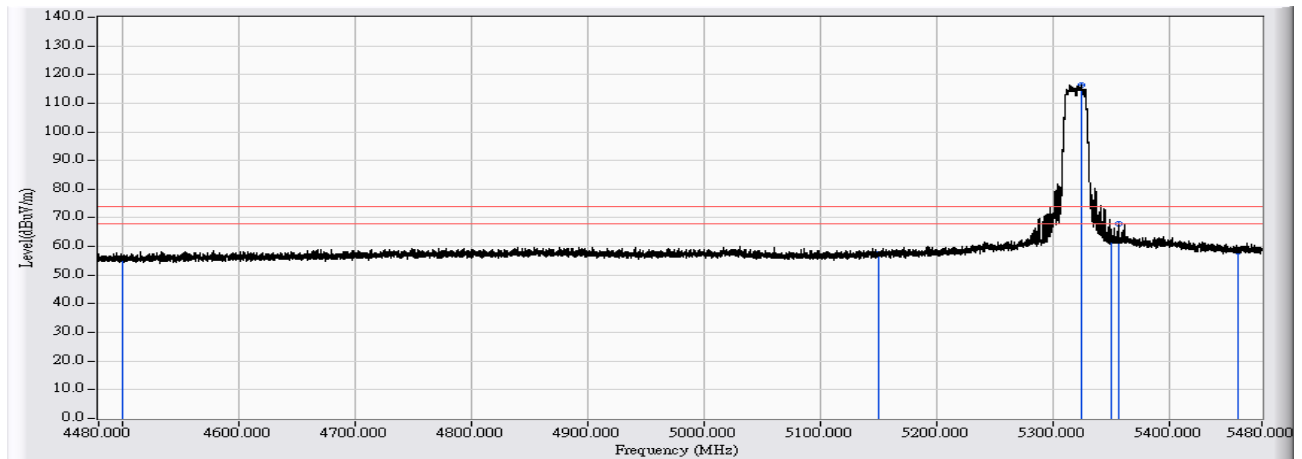


	Frequency (MHz)	Correct Factor (dB)	Reading Level (dBuV)	Measure Level (dBuV/m)	Margin (dB)	Limit (dBuV/m)	Detector Type
1	4500.000	5.716	38.743	44.459	-9.541	54.000	AVERAGE
2	5150.000	7.264	39.798	47.062	-6.938	54.000	AVERAGE
3	* 5293.319	7.258	102.720	109.978	--	--	AVERAGE
4	5350.000	7.298	45.688	52.986	-1.014	54.000	AVERAGE
5	5350.013	7.298	45.692	52.990	-1.010	54.000	AVERAGE
6	5460.000	7.376	41.669	49.045	-4.955	54.000	AVERAGE

Note:

1. All readings above 1GHz are performed with peak and/or average measurements as necessary.
2. Peak measurements: RBW = 1MHz, VBW = 1MHz, Sweep: Auto.
3. Average measurements: RBW = 1MHz, VBW = 10 Hz, Sweep: Auto.
4. “ * ”, means this data is the worst emission level.
5. Measurement Level = Reading Level + Correct Factor.
6. The average measurement was not performed when the peak measured data under the limit of average detection.

Site : CB4-H	Time : 2017/05/08
Limit : FCC_SpartC_15.209_03M_PK	Margin : 6
Probe : CB4-H_FCC_EFS_B091_1-18GHz_3M_0117 - HORIZONTAL	Power : AC 120V/60Hz
EUT : Wireless-AC2900 Dual Band Gigabit Router	Note : Mode 2: Tx_ADP: AD890326010-2LF_ MIMO Mode (802.11 n20/40)_ 802.11n(20M)_ 5320MHz

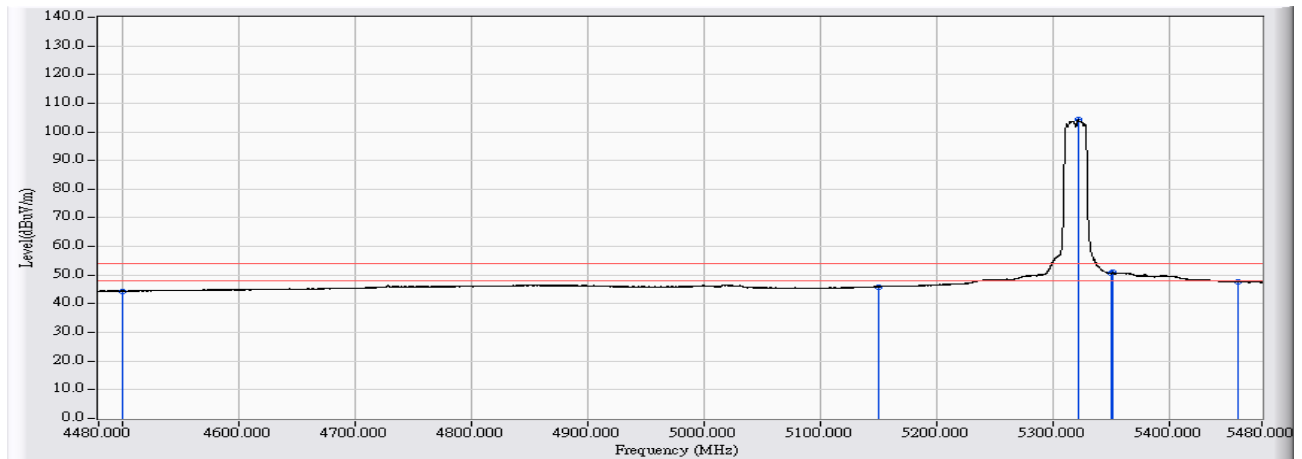


	Frequency (MHz)	Correct Factor (dB)	Reading Level (dBuV)	Measure Level (dBuV/m)	Margin (dB)	Limit (dBuV/m)	Detector Type
1	4500.000	5.716	50.079	55.795	-18.205	74.000	PEAK
2	5150.000	7.264	50.329	57.593	-16.407	74.000	PEAK
3	* 5324.516	7.279	109.248	116.528	--	--	PEAK
4	5350.000	7.298	55.586	62.884	-11.116	74.000	PEAK
5	5356.812	7.303	60.783	68.086	-5.914	74.000	PEAK
6	5460.000	7.376	50.728	58.104	-15.896	74.000	PEAK

Note:

1. All readings above 1GHz are performed with peak and/or average measurements as necessary.
2. Peak measurements: RBW = 1MHz, VBW = 1MHz, Sweep: Auto.
3. Average measurements: RBW = 1MHz, VBW = 10 Hz, Sweep: Auto.
4. " * ", means this data is the worst emission level.
5. Measurement Level = Reading Level + Correct Factor.
6. The average measurement was not performed when the peak measured data under the limit of average detection.

Site : CB4-H	Time : 2017/05/08
Limit : FCC_SpartC_15.209_03M_AV	Margin : 6
Probe : CB4-H_FCC_EFS_B091_1-18GHz_3M_0117 - HORIZONTAL	Power : AC 120V/60Hz
EUT : Wireless-AC2900 Dual Band Gigabit Router	Note : Mode 2: Tx_ADP: AD890326010-2LF_ MIMO Mode (802.11 n20/40)_ 802.11n(20M)_ 5320MHz

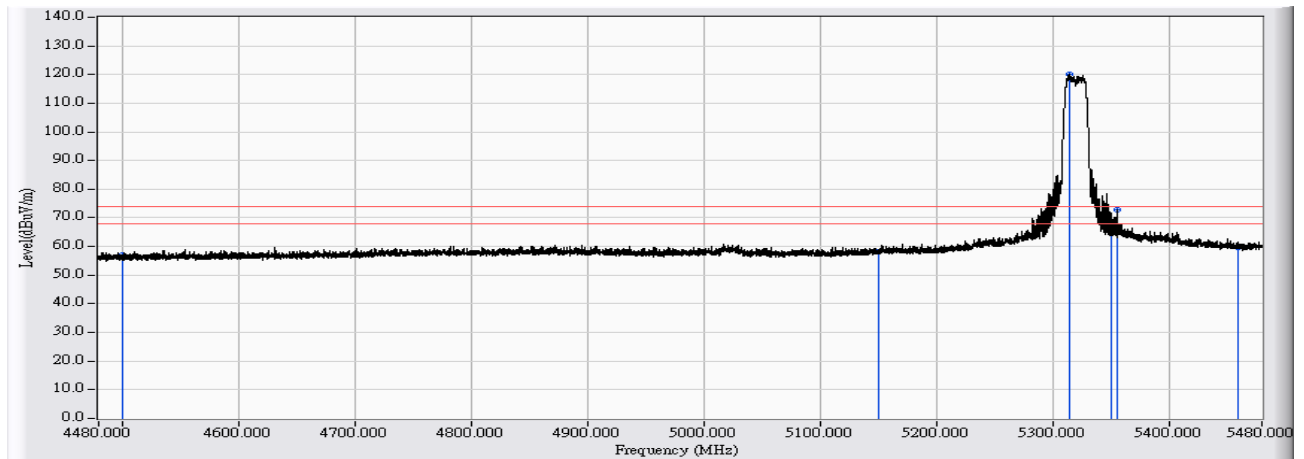


	Frequency (MHz)	Correct Factor (dB)	Reading Level (dBuV)	Measure Level (dBuV/m)	Margin (dB)	Limit (dBuV/m)	Detector Type
1	4500.000	5.716	38.708	44.424	-9.576	54.000	AVERAGE
2	5150.000	7.264	38.707	45.971	-8.029	54.000	AVERAGE
3	* 5322.216	7.279	97.208	104.486	--	--	AVERAGE
4	5350.000	7.298	43.206	50.504	-3.496	54.000	AVERAGE
5	5351.413	7.300	43.607	50.906	-3.094	54.000	AVERAGE
6	5460.000	7.376	40.257	47.633	-6.367	54.000	AVERAGE

Note:

1. All readings above 1GHz are performed with peak and/or average measurements as necessary.
2. Peak measurements: RBW = 1MHz, VBW = 1MHz, Sweep: Auto.
3. Average measurements: RBW = 1MHz, VBW = 10 Hz, Sweep: Auto.
4. " * ", means this data is the worst emission level.
5. Measurement Level = Reading Level + Correct Factor.
6. The average measurement was not performed when the peak measured data under the limit of average detection.

Site : CB4-H	Time : 2017/05/08
Limit : FCC_SpartC_15.209_03M_PK	Margin : 6
Probe : CB4-H_FCC_EFS_B091_1-18GHz_3M_0117 - VERTICAL	Power : AC 120V/60Hz
EUT : Wireless-AC2900 Dual Band Gigabit Router	Note : Mode 2: Tx_ADP: AD890326010-2LF_ MIMO Mode (802.11 n20/40)_ 802.11n(20M)_ 5320MHz

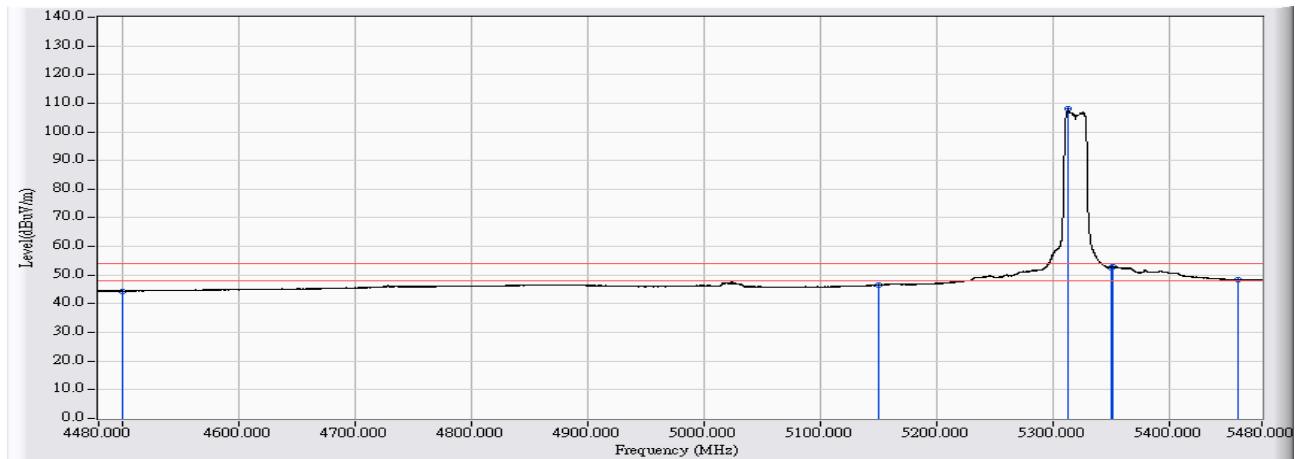


	Frequency (MHz)	Correct Factor (dB)	Reading Level (dBuV)	Measure Level (dBuV/m)	Margin (dB)	Limit (dBuV/m)	Detector Type
1	4500.000	5.716	51.294	57.010	-16.990	74.000	PEAK
2	5150.000	7.264	50.795	58.059	-15.941	74.000	PEAK
3	* 5314.917	7.273	112.691	119.964	--	--	PEAK
4	5350.000	7.298	57.502	64.800	-9.200	74.000	PEAK
5	5355.012	7.302	65.510	72.812	-1.188	74.000	PEAK
6	5460.000	7.376	52.280	59.656	-14.344	74.000	PEAK

Note:

1. All readings above 1GHz are performed with peak and/or average measurements as necessary.
2. Peak measurements: RBW = 1MHz, VBW = 1MHz, Sweep: Auto.
3. Average measurements: RBW = 1MHz, VBW = 10 Hz, Sweep: Auto.
4. " * ", means this data is the worst emission level.
5. Measurement Level = Reading Level + Correct Factor.
6. The average measurement was not performed when the peak measured data under the limit of average detection.

Site : CB4-H	Time : 2017/05/08
Limit : FCC_SpartC_15.209_03M_AV	Margin : 6
Probe : CB4-H_FCC_EFS_B091_1-18GHz_3M_0117 - VERTICAL	Power : AC 120V/60Hz
EUT : Wireless-AC2900 Dual Band Gigabit Router	Note : Mode 2: Tx_ADP: AD890326010-2LF_ MIMO Mode (802.11 n20/40)_ 802.11n(20M)_ 5320MHz

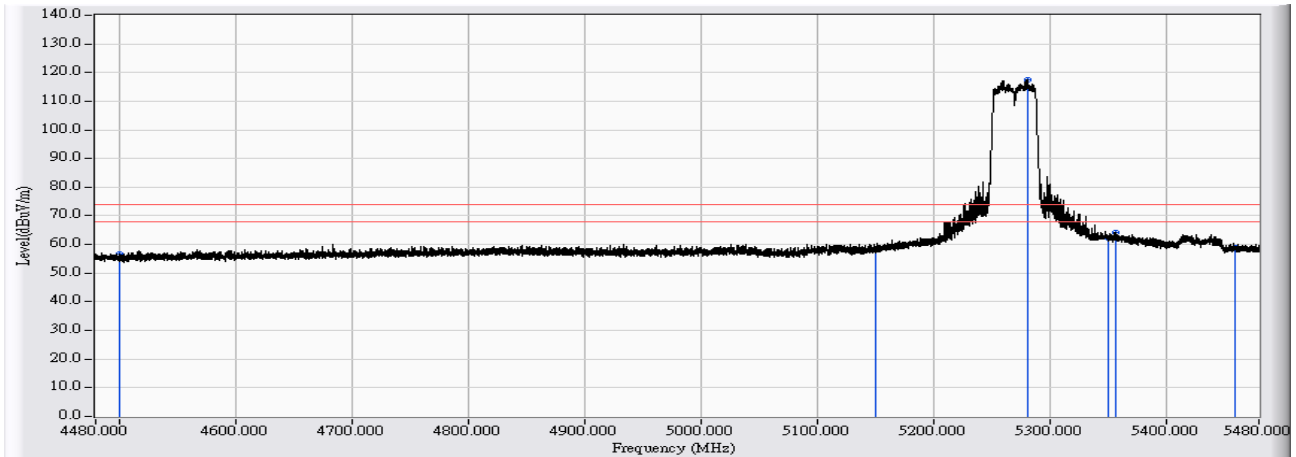


	Frequency (MHz)	Correct Factor (dB)	Reading Level (dBuV)	Measure Level (dBuV/m)	Margin (dB)	Limit (dBuV/m)	Detector Type
1	4500.000	5.716	38.751	44.467	-9.533	54.000	AVERAGE
2	5150.000	7.264	39.220	46.484	-7.516	54.000	AVERAGE
3	* 5313.317	7.272	100.943	108.215	--	--	AVERAGE
4	5350.000	7.298	45.170	52.468	-1.532	54.000	AVERAGE
5	5351.613	7.300	45.669	52.968	-1.032	54.000	AVERAGE
6	5460.000	7.376	40.994	48.370	-5.630	54.000	AVERAGE

Note:

1. All readings above 1GHz are performed with peak and/or average measurements as necessary.
2. Peak measurements: RBW = 1MHz, VBW = 1MHz, Sweep: Auto.
3. Average measurements: RBW = 1MHz, VBW = 10 Hz, Sweep: Auto.
4. " * ", means this data is the worst emission level.
5. Measurement Level = Reading Level + Correct Factor.
6. The average measurement was not performed when the peak measured data under the limit of average detection.

Site : CB4-H	Time : 2017/05/08
Limit : FCC_SpartC_15.209_03M_PK	Margin : 6
Probe : CB4-H_FCC_EFS_B091_1-18GHz_3M_0117 - HORIZONTAL	Power : AC 120V/60Hz
EUT : Wireless-AC2900 Dual Band Gigabit Router	Note : Mode 2: Tx_ADP: AD890326010-2LF_ MIMO Mode (802.11 n20/40)_ 802.11n(40M)_ 5270MHz

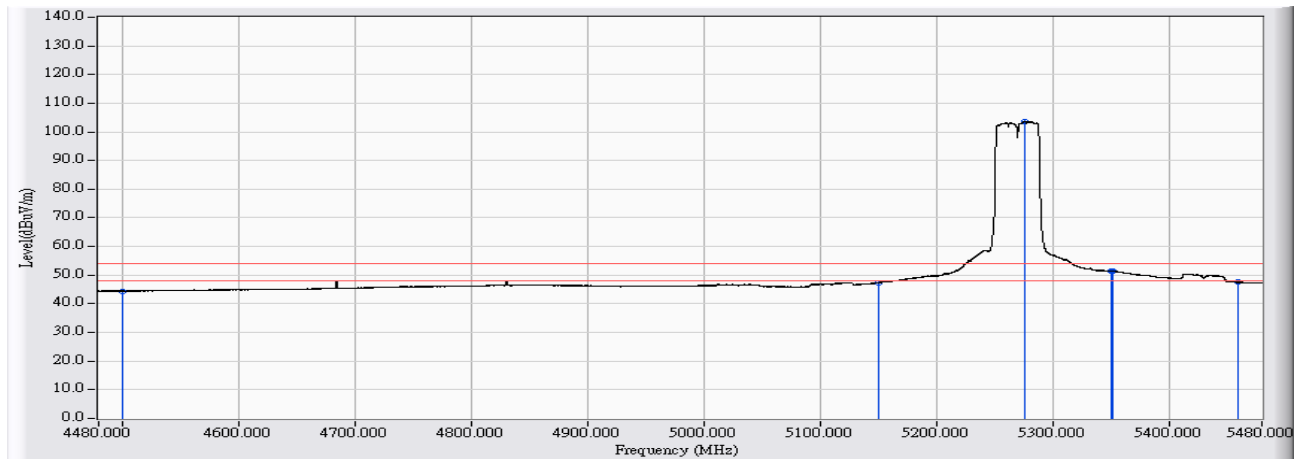


	Frequency (MHz)	Correct Factor (dB)	Reading Level (dBuV)	Measure Level (dBuV/m)	Margin (dB)	Limit (dBuV/m)	Detector Type
1	4500.000	5.716	50.918	56.634	-17.366	74.000	PEAK
2	5150.000	7.264	50.735	57.999	-16.001	74.000	PEAK
3	* 5280.920	7.249	110.412	117.661	--	--	PEAK
4	5350.000	7.298	54.828	62.126	-11.874	74.000	PEAK
5	5356.412	7.303	56.816	64.119	-9.881	74.000	PEAK
6	5460.000	7.376	51.537	58.913	-15.087	74.000	PEAK

Note:

1. All readings above 1GHz are performed with peak and/or average measurements as necessary.
2. Peak measurements: RBW = 1MHz, VBW = 1MHz, Sweep: Auto.
3. Average measurements: RBW = 1MHz, VBW = 10 Hz, Sweep: Auto.
4. " * ", means this data is the worst emission level.
5. Measurement Level = Reading Level + Correct Factor.
6. The average measurement was not performed when the peak measured data under the limit of average detection.

Site : CB4-H	Time : 2017/05/08
Limit : FCC_SpartC_15.209_03M_AV	Margin : 6
Probe : CB4-H_FCC_EFS_B091_1-18GHz_3M_0117 - HORIZONTAL	Power : AC 120V/60Hz
EUT : Wireless-AC2900 Dual Band Gigabit Router	Note : Mode 2: Tx_ADP: AD890326010-2LF_ MIMO Mode (802.11 n20/40)_ 802.11n(40M)_ 5270MHz

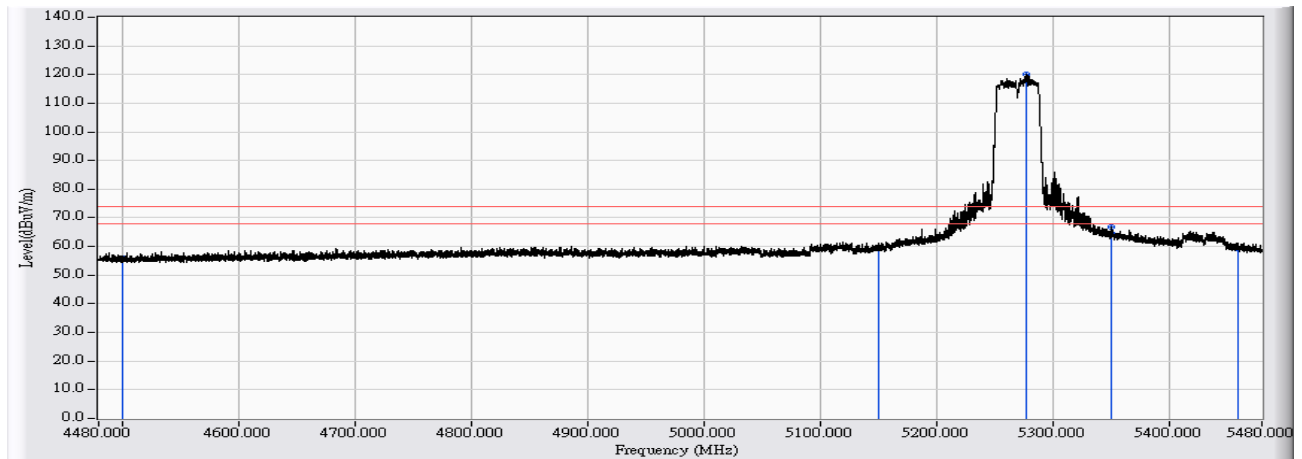


	Frequency (MHz)	Correct Factor (dB)	Reading Level (dBuV)	Measure Level (dBuV/m)	Margin (dB)	Limit (dBuV/m)	Detector Type
1	4500.000	5.716	38.729	44.445	-9.555	54.000	AVERAGE
2	5150.000	7.264	40.020	47.284	-6.716	54.000	AVERAGE
3	* 5276.620	7.246	96.423	103.669	--	--	AVERAGE
4	5350.000	7.298	44.068	51.366	-2.634	54.000	AVERAGE
5	5352.113	7.300	44.167	51.466	-2.534	54.000	AVERAGE
6	5460.000	7.376	40.135	47.511	-6.489	54.000	AVERAGE

Note:

1. All readings above 1GHz are performed with peak and/or average measurements as necessary.
2. Peak measurements: RBW = 1MHz, VBW = 1MHz, Sweep: Auto.
3. Average measurements: RBW = 1MHz, VBW = 10 Hz, Sweep: Auto.
4. " * ", means this data is the worst emission level.
5. Measurement Level = Reading Level + Correct Factor.
6. The average measurement was not performed when the peak measured data under the limit of average detection.

Site : CB4-H	Time : 2017/05/08
Limit : FCC_SpartC_15.209_03M_PK	Margin : 6
Probe : CB4-H_FCC_EFS_B091_1-18GHz_3M_0117 - VERTICAL	Power : AC 120V/60Hz
EUT : Wireless-AC2900 Dual Band Gigabit Router	Note : Mode 2: Tx_ADP: AD890326010-2LF_ MIMO Mode (802.11 n20/40)_ 802.11n(40M)_ 5270MHz

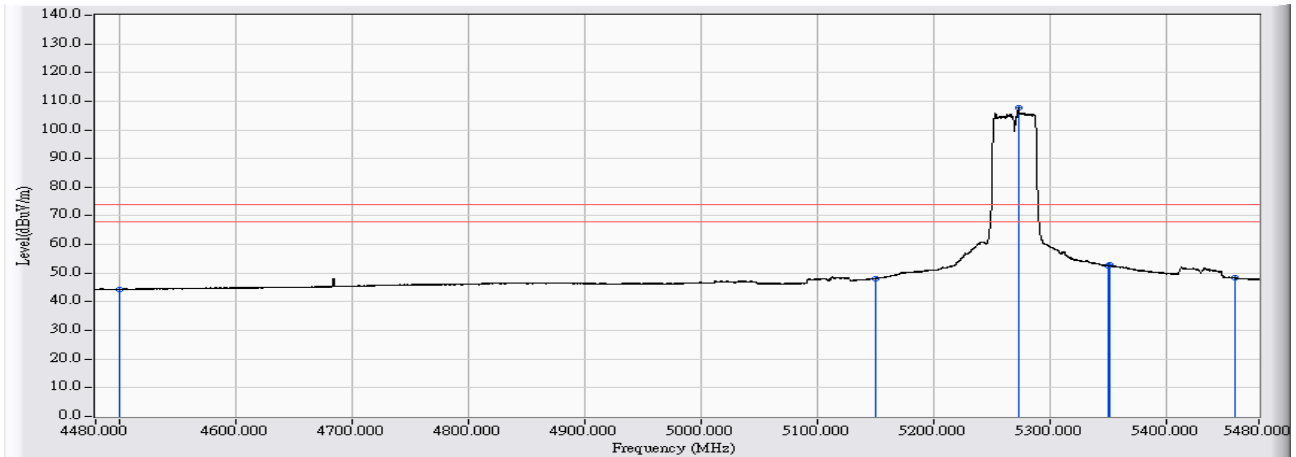


	Frequency (MHz)	Correct Factor (dB)	Reading Level (dBuV)	Measure Level (dBuV/m)	Margin (dB)	Limit (dBuV/m)	Detector Type
1	4500.000	5.716	50.081	55.797	-18.203	74.000	PEAK
2	5150.000	7.264	52.084	59.348	-14.652	74.000	PEAK
3	* 5277.720	7.246	113.008	120.255	--	--	PEAK
4	5350.000	7.298	57.216	64.514	-9.486	74.000	PEAK
5	5350.913	7.299	59.382	66.681	-7.319	74.000	PEAK
6	5460.000	7.376	51.972	59.348	-14.652	74.000	PEAK

Note:

1. All readings above 1GHz are performed with peak and/or average measurements as necessary.
2. Peak measurements: RBW = 1MHz, VBW = 1MHz, Sweep: Auto.
3. Average measurements: RBW = 1MHz, VBW = 10 Hz, Sweep: Auto.
4. " * ", means this data is the worst emission level.
5. Measurement Level = Reading Level + Correct Factor.
6. The average measurement was not performed when the peak measured data under the limit of average detection.

Site : CB4-H	Time : 2017/05/08
Limit : FCC_SpartC_15.209_03M_PK	Margin : 6
Probe : CB4-H_FCC_EFS_B091_1-18GHz_3M_0117 - VERTICAL	Power : AC 120V/60Hz
EUT : Wireless-AC2900 Dual Band Gigabit Router	Note : Mode 2: Tx_ADP: AD890326010-2LF_ MIMO Mode (802.11 n20/40)_ 802.11n(40M)_ 5270MHz

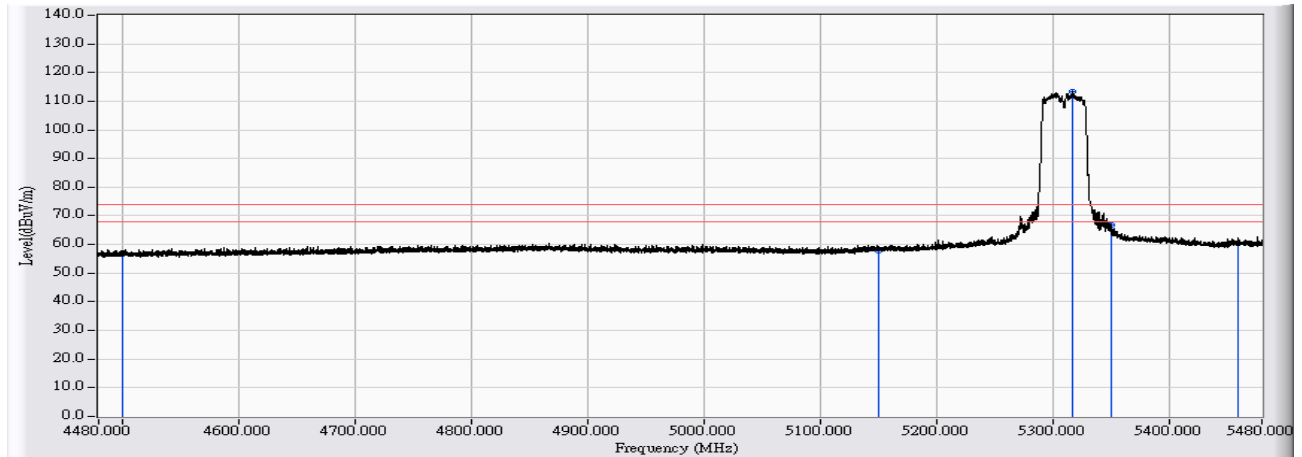


	Frequency (MHz)	Correct Factor (dB)	Reading Level (dBuV)	Measure Level (dBuV/m)	Margin (dB)	Limit (dBuV/m)	Detector Type
1	4500.000	5.716	38.613	44.329	-29.671	74.000	AVERAGE
2	5150.000	7.264	40.900	48.164	-25.836	74.000	AVERAGE
3	* 5273.321	7.243	100.304	107.548	--	--	AVERAGE
4	5350.000	7.298	45.328	52.626	-21.374	74.000	AVERAGE
5	5351.413	7.300	45.565	52.864	-21.136	74.000	AVERAGE
6	5460.000	7.376	40.875	48.251	-25.749	74.000	AVERAGE

Note:

1. All readings above 1GHz are performed with peak and/or average measurements as necessary.
2. Peak measurements: RBW = 1MHz, VBW = 1MHz, Sweep: Auto.
3. Average measurements: RBW = 1MHz, VBW = 10 Hz, Sweep: Auto.
4. " * ", means this data is the worst emission level.
5. Measurement Level = Reading Level + Correct Factor.
6. The average measurement was not performed when the peak measured data under the limit of average detection.

Site : CB4-H	Time : 2017/05/08
Limit : FCC_SpartC_15.209_03M_PK	Margin : 6
Probe : CB4-H_FCC_EFS_B091_1-18GHz_3M_0117 - HORIZONTAL	Power : AC 120V/60Hz
EUT : Wireless-AC2900 Dual Band Gigabit Router	Note : Mode 2: Tx_ADP: AD890326010-2LF_ MIMO Mode (802.11 n20/40)_ 802.11n(40M)_ 5310MHz

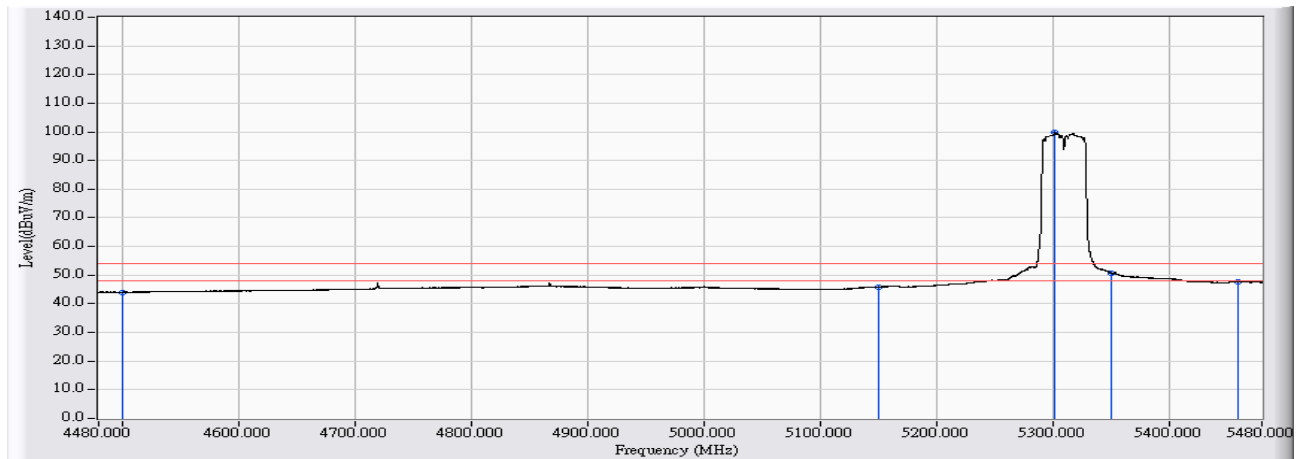


	Frequency (MHz)	Correct Factor (dB)	Reading Level (dBuV)	Measure Level (dBuV/m)	Margin (dB)	Limit (dBuV/m)	Detector Type
1	4500.000	5.716	50.991	56.707	-17.293	74.000	PEAK
2	5150.000	7.264	50.555	57.819	-16.181	74.000	PEAK
3	* 5317.716	7.274	106.191	113.466	--	--	PEAK
4	5350.000	7.298	57.885	65.183	-8.817	74.000	PEAK
5	5351.013	7.299	59.412	66.711	-7.289	74.000	PEAK
6	5460.000	7.376	53.082	60.458	-13.542	74.000	PEAK

Note:

1. All readings above 1GHz are performed with peak and/or average measurements as necessary.
2. Peak measurements: RBW = 1MHz, VBW = 1MHz, Sweep: Auto.
3. Average measurements: RBW = 1MHz, VBW = 10 Hz, Sweep: Auto.
4. " * ", means this data is the worst emission level.
5. Measurement Level = Reading Level + Correct Factor.
6. The average measurement was not performed when the peak measured data under the limit of average detection.

Site : CB4-H	Time : 2017/05/08
Limit : FCC_SpartC_15.209_03M_AV	Margin : 6
Probe : CB4-H_FCC_EFS_B091_1-18GHz_3M_0117 - HORIZONTAL	Power : AC 120V/60Hz
EUT : Wireless-AC2900 Dual Band Gigabit Router	Note : Mode 2: Tx_ADP: AD890326010-2LF_ MIMO Mode (802.11 n20/40)_ 802.11n(40M)_ 5310MHz

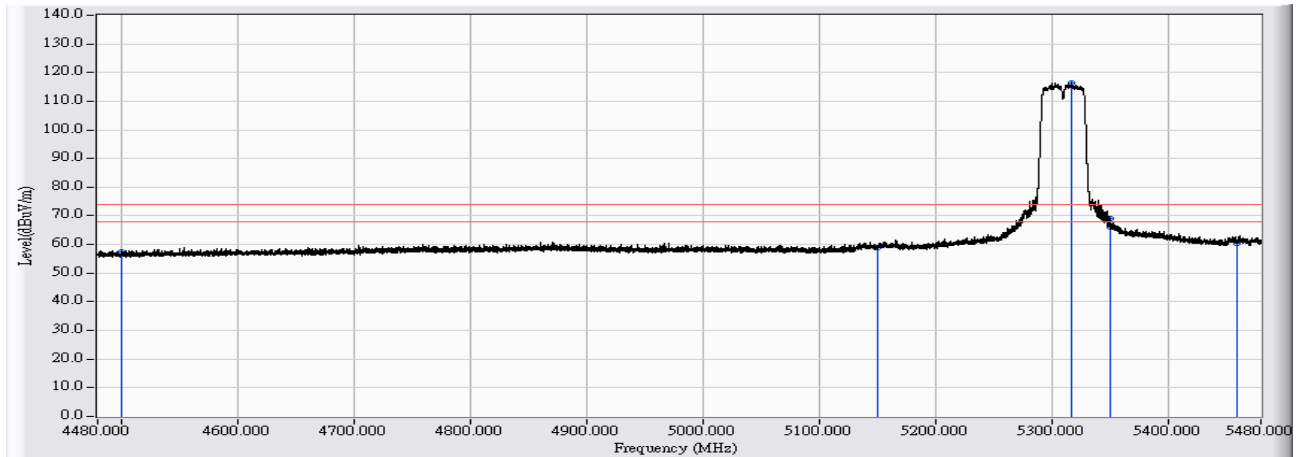


	Frequency (MHz)	Correct Factor (dB)	Reading Level (dBuV)	Measure Level (dBuV/m)	Margin (dB)	Limit (dBuV/m)	Detector Type
1	4500.000	5.716	38.341	44.057	-9.943	54.000	AVERAGE
2	5150.000	7.264	38.362	45.626	-8.374	54.000	AVERAGE
3	* 5302.118	7.265	92.586	99.850	--	--	AVERAGE
4	5350.000	7.298	43.473	50.771	-3.229	54.000	AVERAGE
5	5350.013	7.298	43.469	50.767	-3.233	54.000	AVERAGE
6	5460.000	7.376	40.467	47.843	-6.157	54.000	AVERAGE

Note:

1. All readings above 1GHz are performed with peak and/or average measurements as necessary.
2. Peak measurements: RBW = 1MHz, VBW = 1MHz, Sweep: Auto.
3. Average measurements: RBW = 1MHz, VBW = 10 Hz, Sweep: Auto.
4. " * ", means this data is the worst emission level.
5. Measurement Level = Reading Level + Correct Factor.
6. The average measurement was not performed when the peak measured data under the limit of average detection.

Site : CB4-H	Time : 2017/05/08
Limit : FCC_SpartC_15.209_03M_PK	Margin : 6
Probe : CB4-H_FCC_EFS_B091_1-18GHz_3M_0117 - VERTICAL	Power : AC 120V/60Hz
EUT : Wireless-AC2900 Dual Band Gigabit Router	Note : Mode 2: Tx_ADP: AD890326010-2LF_ MIMO Mode (802.11 n20/40)_ 802.11n(40M)_ 5310MHz

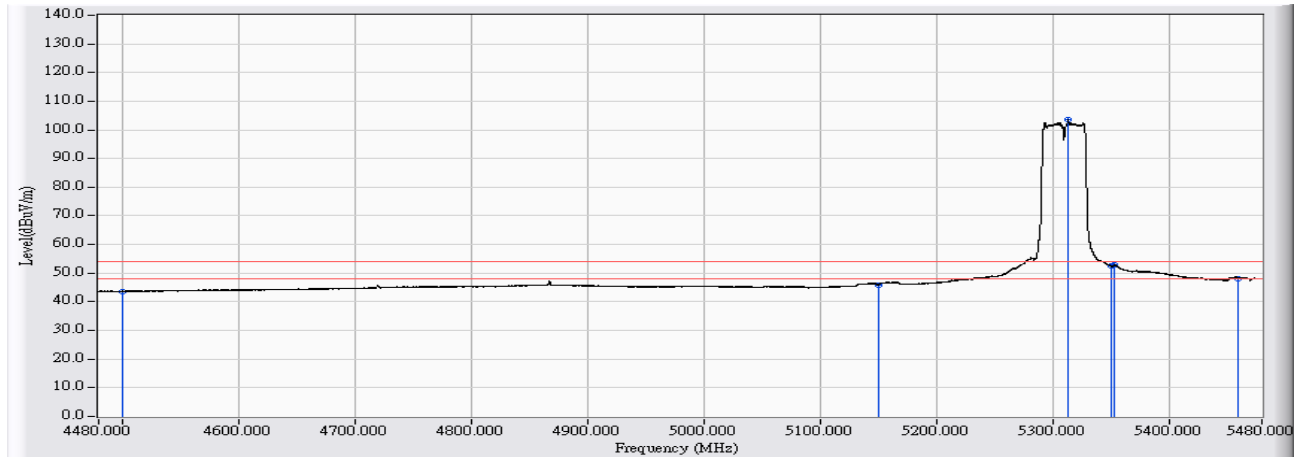


	Frequency (MHz)	Correct Factor (dB)	Reading Level (dBuV)	Measure Level (dBuV/m)	Margin (dB)	Limit (dBuV/m)	Detector Type
1	4500.000	5.716	51.790	57.506	-16.494	74.000	PEAK
2	5150.000	7.264	51.575	58.839	-15.161	74.000	PEAK
3	* 5317.616	7.274	108.946	116.221	--	--	PEAK
4	5350.000	7.298	58.742	66.040	-7.960	74.000	PEAK
5	5351.013	7.299	61.717	69.016	-4.984	74.000	PEAK
6	5460.000	7.376	53.181	60.557	-13.443	74.000	PEAK

Note:

1. All readings above 1GHz are performed with peak and/or average measurements as necessary.
2. Peak measurements: RBW = 1MHz, VBW = 1MHz, Sweep: Auto.
3. Average measurements: RBW = 1MHz, VBW = 10 Hz, Sweep: Auto.
4. " * ", means this data is the worst emission level.
5. Measurement Level = Reading Level + Correct Factor.
6. The average measurement was not performed when the peak measured data under the limit of average detection.

Site : CB4-H	Time : 2017/05/08
Limit : FCC_SpartC_15.209_03M_AV	Margin : 6
Probe : CB4-H_FCC_EFS_B091_1-18GHz_3M_0117 - VERTICAL	Power : AC 120V/60Hz
EUT : Wireless-AC2900 Dual Band Gigabit Router	Note : Mode 2: Tx_ADP: AD890326010-2LF_ MIMO Mode (802.11 n20/40)_ 802.11n(40M)_ 5310MHz

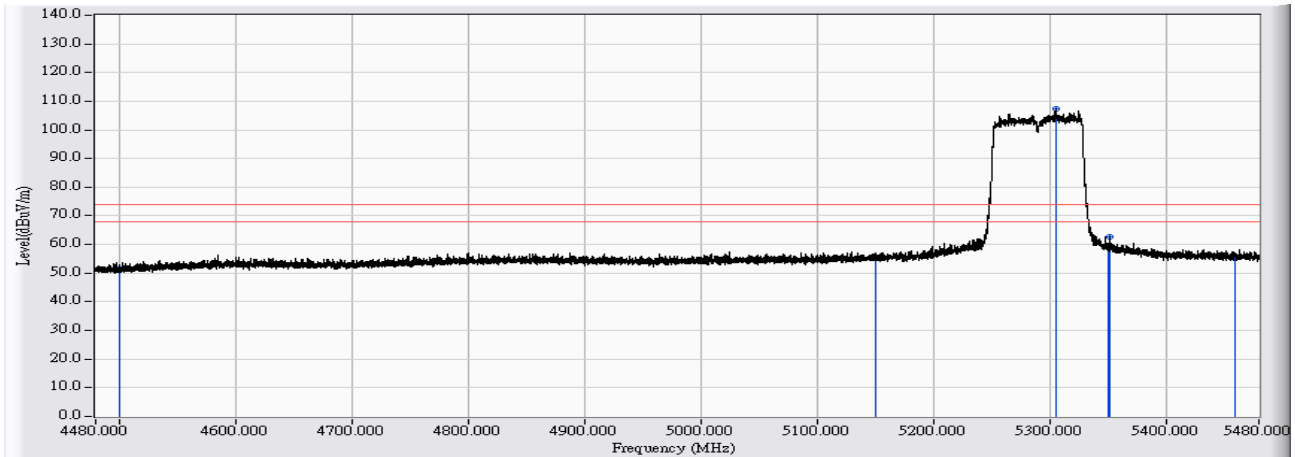


	Frequency (MHz)	Correct Factor (dB)	Reading Level (dBuV)	Measure Level (dBuV/m)	Margin (dB)	Limit (dBuV/m)	Detector Type
1	4500.000	5.716	37.897	43.613	-10.387	54.000	AVERAGE
2	5150.000	7.264	38.696	45.960	-8.040	54.000	AVERAGE
3	* 5313.317	7.272	96.481	103.753	--	--	AVERAGE
4	5350.000	7.298	45.265	52.563	-1.437	54.000	AVERAGE
5	5353.313	7.300	45.673	52.973	-1.027	54.000	AVERAGE
6	5460.000	7.376	40.784	48.160	-5.840	54.000	AVERAGE

Note:

1. All readings above 1GHz are performed with peak and/or average measurements as necessary.
2. Peak measurements: RBW = 1MHz, VBW = 1MHz, Sweep: Auto.
3. Average measurements: RBW = 1MHz, VBW = 10 Hz, Sweep: Auto.
4. “ * ”, means this data is the worst emission level.
5. Measurement Level = Reading Level + Correct Factor.
6. The average measurement was not performed when the peak measured data under the limit of average detection.

Site : CB4-H	Time : 2017/05/31
Limit : FCC_SpartC_15.209_03M_PK	Margin : 6
Probe : CB4-H_FCC_EFS_B091_1-18GHz_3M_0117 - HORIZONTAL	Power : AC 120V/60Hz
EUT : Wireless-AC2900 Dual Band Gigabit Router	Note : Mode 2: Tx_ADP: AD890326010-2LF_ MIMO Mode (802.11 n20/40)_ 802.11ac(80M)_ 5290MHz

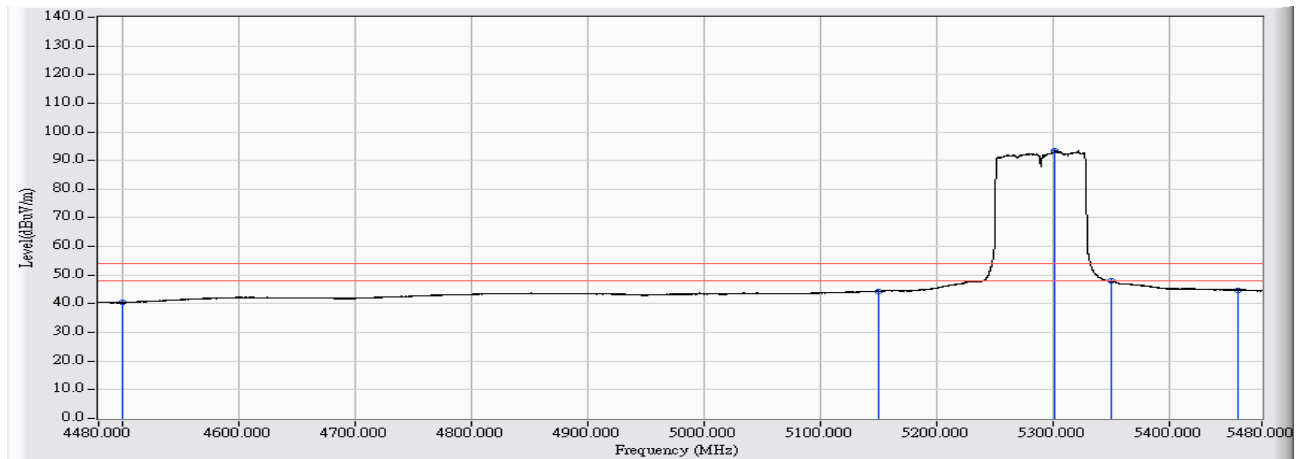


	Frequency (MHz)	Correct Factor (dB)	Reading Level (dBuV)	Measure Level (dBuV/m)	Margin (dB)	Limit (dBuV/m)	Detector Type
1	4500.000	21.739	29.542	51.281	-22.719	74.000	PEAK
2	5150.000	23.597	31.530	55.127	-18.873	74.000	PEAK
3	* 5305.217	23.739	83.692	--	--	74.000	PEAK
4	5350.000	23.806	35.315	59.121	-14.879	74.000	PEAK
5	5351.913	23.808	38.762	62.570	-11.430	74.000	PEAK
6	5460.000	23.958	32.033	55.991	-18.009	74.000	PEAK

Note:

1. All readings above 1GHz are performed with peak and/or average measurements as necessary.
2. Peak measurements: RBW = 1MHz, VBW = 1MHz, Sweep: Auto.
3. Average measurements: RBW = 1MHz, VBW = 10 Hz, Sweep: Auto.
4. " * ", means this data is the worst emission level.
5. Measurement Level = Reading Level + Correct Factor.
6. The average measurement was not performed when the peak measured data under the limit of average detection.

Site : CB4-H	Time : 2017/05/31
Limit : FCC_SpartC_15.209_03M_AV	Margin : 6
Probe : CB4-H_FCC_EFS_B091_1-18GHz_3M_0117 - HORIZONTAL	Power : AC 120V/60Hz
EUT : Wireless-AC2900 Dual Band Gigabit Router	Note : Mode 2: Tx_ADP: AD890326010-2LF_ MIMO Mode (802.11 n20/40)_ 802.11ac(80M)_ 5290MHz

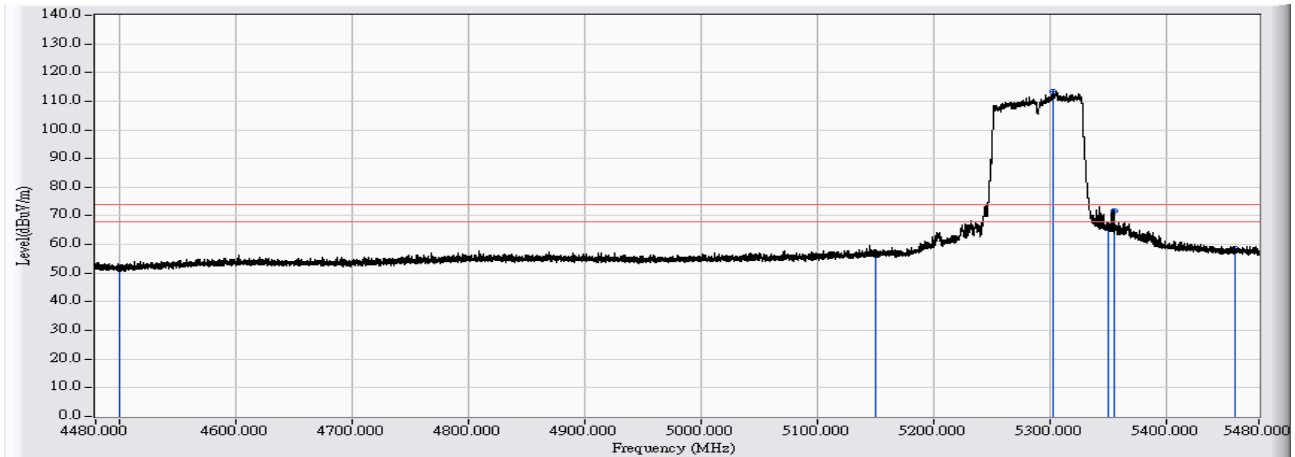


	Frequency (MHz)	Correct Factor (dB)	Reading Level (dBuV)	Measure Level (dBuV/m)	Margin (dB)	Limit (dBuV/m)	Detector Type
1	4500.000	21.739	18.631	40.370	-13.630	54.000	AVERAGE
2	5150.000	23.597	20.810	44.407	-9.593	54.000	AVERAGE
3	* 5302.218	23.735	69.762	93.497	--	--	AVERAGE
4	5350.000	23.806	24.073	47.879	-6.121	54.000	AVERAGE
5	5350.913	23.807	24.101	47.908	-6.092	54.000	AVERAGE
6	5460.000	23.958	20.869	44.827	-9.173	54.000	AVERAGE

Note:

1. All readings above 1GHz are performed with peak and/or average measurements as necessary.
2. Peak measurements: RBW = 1MHz, VBW = 1MHz, Sweep: Auto.
3. Average measurements: RBW = 1MHz, VBW = 10 Hz, Sweep: Auto.
4. " * ", means this data is the worst emission level.
5. Measurement Level = Reading Level + Correct Factor.
6. The average measurement was not performed when the peak measured data under the limit of average detection.

Site : CB4-H	Time : 2017/05/30
Limit : FCC_SpartC_15.209_03M_PK	Margin : 6
Probe : CB4-H_FCC_EFS_B091_1-18GHz_3M_0117 - VERTICAL	Power : AC 120V/60Hz
EUT : Wireless-AC2900 Dual Band Gigabit Router	Note : Mode 2: Tx_ADP: AD890326010-2LF_ MIMO Mode (802.11 n20/40)_ 802.11ac(80M)_ 5290MHz

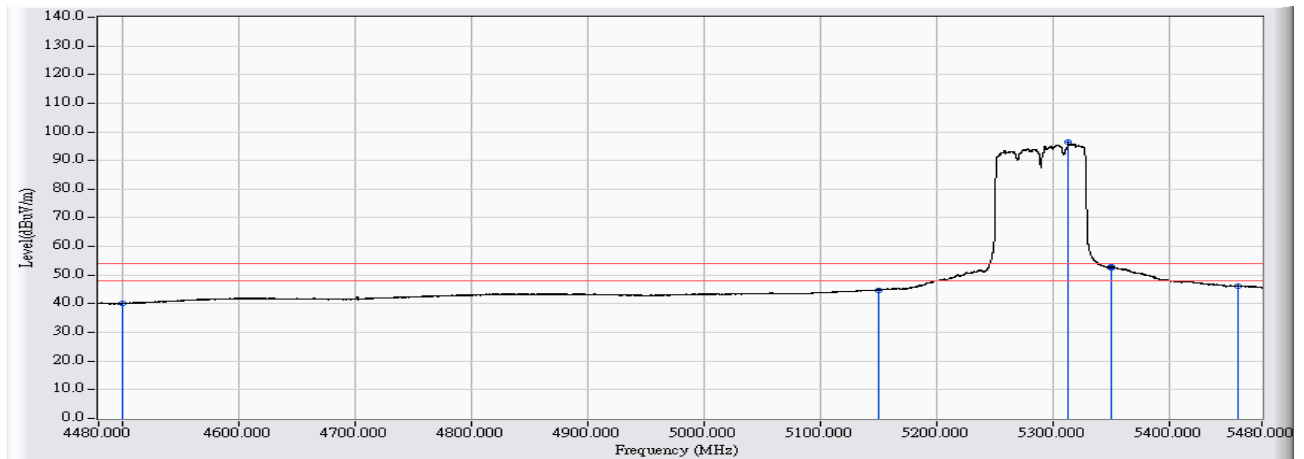


	Frequency (MHz)	Correct Factor (dB)	Reading Level (dBuV)	Measure Level (dBuV/m)	Margin (dB)	Limit (dBuV/m)	Detector Type
1	4500.000	21.739	30.398	52.137	-21.863	74.000	PEAK
2	5150.000	23.597	32.877	56.474	-17.526	74.000	PEAK
3	* 5302.918	23.737	89.615	113.351	--	--	PEAK
4	5350.000	23.806	41.810	65.616	-8.384	74.000	PEAK
5	5355.012	23.813	47.787	71.600	-2.400	74.000	PEAK
6	5460.000	23.958	34.705	58.663	-15.337	74.000	PEAK

Note:

1. All readings above 1GHz are performed with peak and/or average measurements as necessary.
2. Peak measurements: RBW = 1MHz, VBW = 1MHz, Sweep: Auto.
3. Average measurements: RBW = 1MHz, VBW = 10 Hz, Sweep: Auto.
4. " * ", means this data is the worst emission level.
5. Measurement Level = Reading Level + Correct Factor.
6. The average measurement was not performed when the peak measured data under the limit of average detection.

Site : CB4-H	Time : 2017/05/30
Limit : FCC_SpartC_15.209_03M_AV	Margin : 6
Probe : CB4-H_FCC_EFS_B091_1-18GHz_3M_0117 - VERTICAL	Power : AC 120V/60Hz
EUT : Wireless-AC2900 Dual Band Gigabit Router	Note : Mode 2: Tx_ADP: AD890326010-2LF_ MIMO Mode (802.11 n20/40)_ 802.11ac(80M)_ 5290MHz

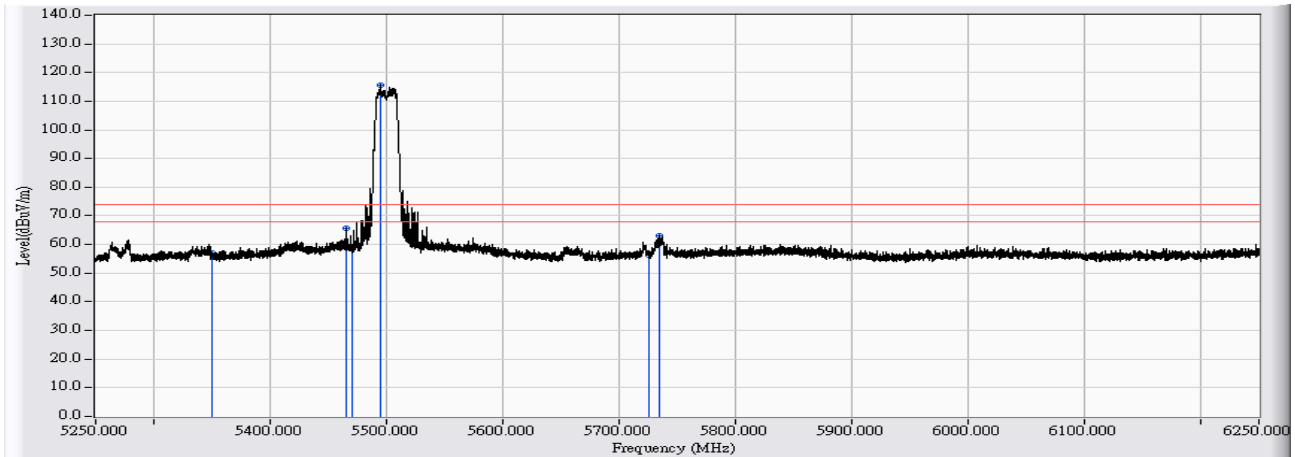


	Frequency (MHz)	Correct Factor (dB)	Reading Level (dBuV)	Measure Level (dBuV/m)	Margin (dB)	Limit (dBuV/m)	Detector Type
1	4500.000	21.739	18.453	40.192	-13.808	54.000	AVERAGE
2	5150.000	23.597	21.145	44.742	-9.258	54.000	AVERAGE
3	* 5313.317	23.752	72.760	96.511	--	--	AVERAGE
4	5350.000	23.806	28.898	52.704	-1.296	54.000	AVERAGE
5	5350.313	23.806	29.050	52.856	-1.144	54.000	AVERAGE
6	5460.000	23.958	22.170	46.128	-7.872	54.000	AVERAGE

Note:

1. All readings above 1GHz are performed with peak and/or average measurements as necessary.
2. Peak measurements: RBW = 1MHz, VBW = 1MHz, Sweep: Auto.
3. Average measurements: RBW = 1MHz, VBW = 10 Hz, Sweep: Auto.
4. “ * ”, means this data is the worst emission level.
5. Measurement Level = Reading Level + Correct Factor.
6. The average measurement was not performed when the peak measured data under the limit of average detection.

Site : CB4-H	Time : 2017/05/31
Limit : FCC_SpartC_15.209_03M_PK	Margin : 6
Probe : CB4-H_FCC_EFS_B091_1-18GHz_3M_0117 - HORIZONTAL	Power : AC 120V/60Hz
EUT : Wireless-AC2900 Dual Band Gigabit Router	Note : Mode 2: Tx_ADP: AD890326010-2LF_ MIMO Mode (802.11 n20/40)_ 802.11n(20M)_ 5500MHz

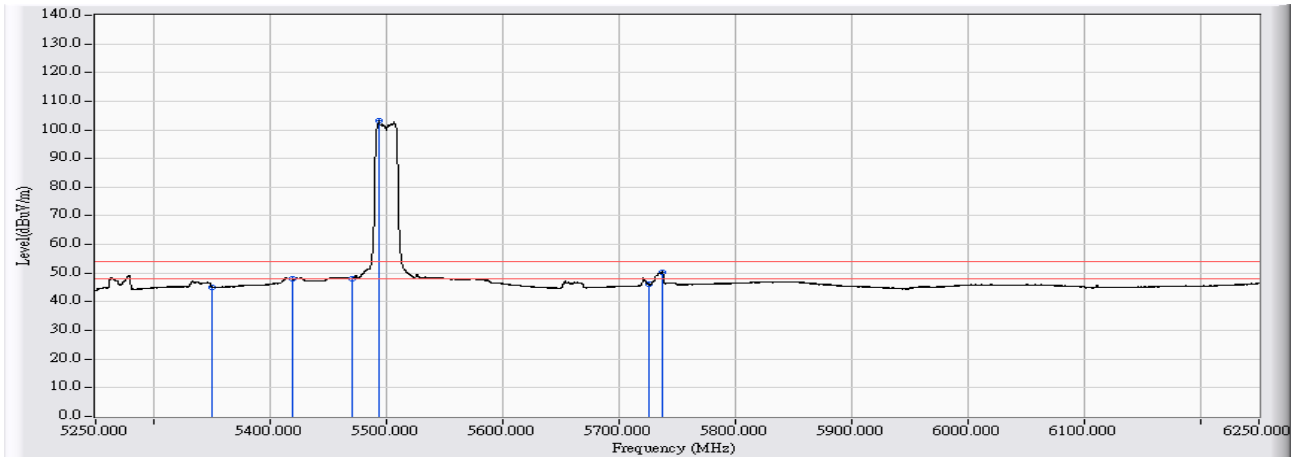


	Frequency (MHz)	Correct Factor (dB)	Reading Level (dBuV)	Measure Level (dBuV/m)	Margin (dB)	Limit (dBuV/m)	Detector Type
1	5350.000	23.806	33.114	56.920	-17.080	74.000	PEAK
2	5464.778	23.966	41.665	65.630	-8.370	74.000	PEAK
3	5470.000	23.973	34.503	58.476	-15.524	74.000	PEAK
4	* 5494.675	24.013	91.619	115.632	--	--	PEAK
5	5725.000	24.662	31.486	56.148	-17.852	74.000	PEAK
6	5735.151	24.687	38.541	63.228	-10.772	74.000	PEAK

Note:

1. All readings above 1GHz are performed with peak and/or average measurements as necessary.
2. Peak measurements: RBW = 1MHz, VBW = 1MHz, Sweep: Auto.
3. Average measurements: RBW = 1MHz, VBW = 10 Hz, Sweep: Auto.
4. “ * ”, means this data is the worst emission level.
5. Measurement Level = Reading Level + Correct Factor.
6. The average measurement was not performed when the peak measured data under the limit of average detection.

Site : CB4-H	Time : 2017/05/31
Limit : FCC_SpartC_15.209_03M_AV	Margin : 6
Probe : CB4-H_FCC_EFS_B091_1-18GHz_3M_0117 - HORIZONTAL	Power : AC 120V/60Hz
EUT : Wireless-AC2900 Dual Band Gigabit Router	Note : Mode 2: Tx_ADP: AD890326010-2LF_ MIMO Mode (802.11 n20/40)_ 802.11n(20M)_ 5500MHz

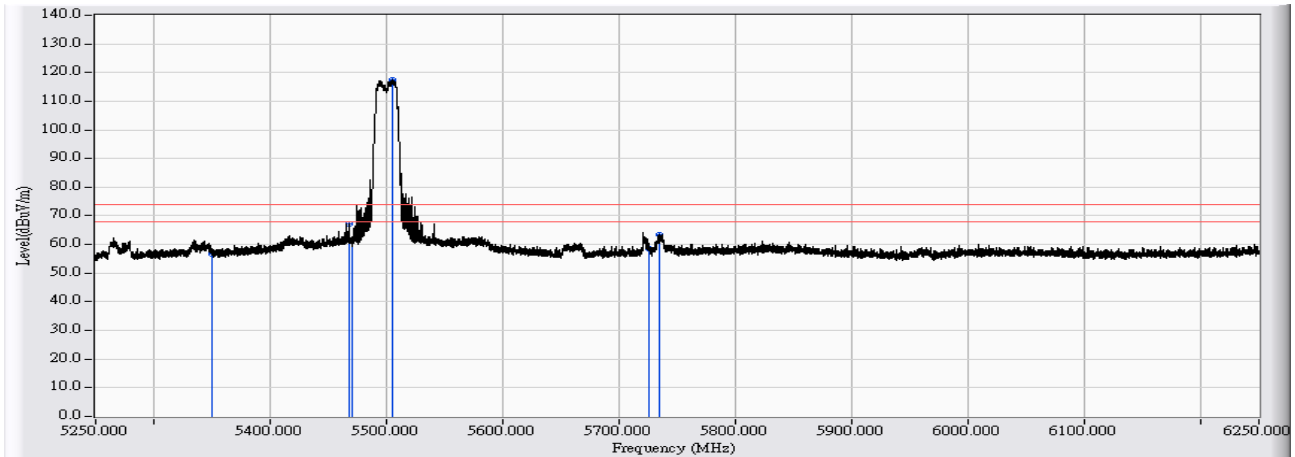


	Frequency (MHz)	Correct Factor (dB)	Reading Level (dBuV)	Measure Level (dBuV/m)	Margin (dB)	Limit (dBuV/m)	Detector Type
1	5350.000	23.806	21.267	45.073	-8.927	54.000	AVERAGE
2	5418.683	23.901	24.282	48.184	-5.816	54.000	AVERAGE
3	5470.000	23.973	23.975	47.948	-6.052	54.000	AVERAGE
4	* 5493.376	24.010	79.141	103.151	--	--	AVERAGE
5	5725.000	24.662	21.397	46.059	-7.941	54.000	AVERAGE
6	5736.651	24.691	25.781	50.472	-3.528	54.000	AVERAGE

Note:

1. All readings above 1GHz are performed with peak and/or average measurements as necessary.
2. Peak measurements: RBW = 1MHz, VBW = 1MHz, Sweep: Auto.
3. Average measurements: RBW = 1MHz, VBW = 10 Hz, Sweep: Auto.
4. " * ", means this data is the worst emission level.
5. Measurement Level = Reading Level + Correct Factor.
6. The average measurement was not performed when the peak measured data under the limit of average detection.

Site : CB4-H	Time : 2017/05/31
Limit : FCC_SpartC_15.209_03M_PK	Margin : 6
Probe : CB4-H_FCC_EFS_B091_1-18GHz_3M_0117 - VERTICAL	Power : AC 120V/60Hz
EUT : Wireless-AC2900 Dual Band Gigabit Router	Note : Mode 2: Tx_ADP: AD890326010-2LF_ MIMO Mode (802.11 n20/40)_ 802.11n(20M)_ 5500MHz

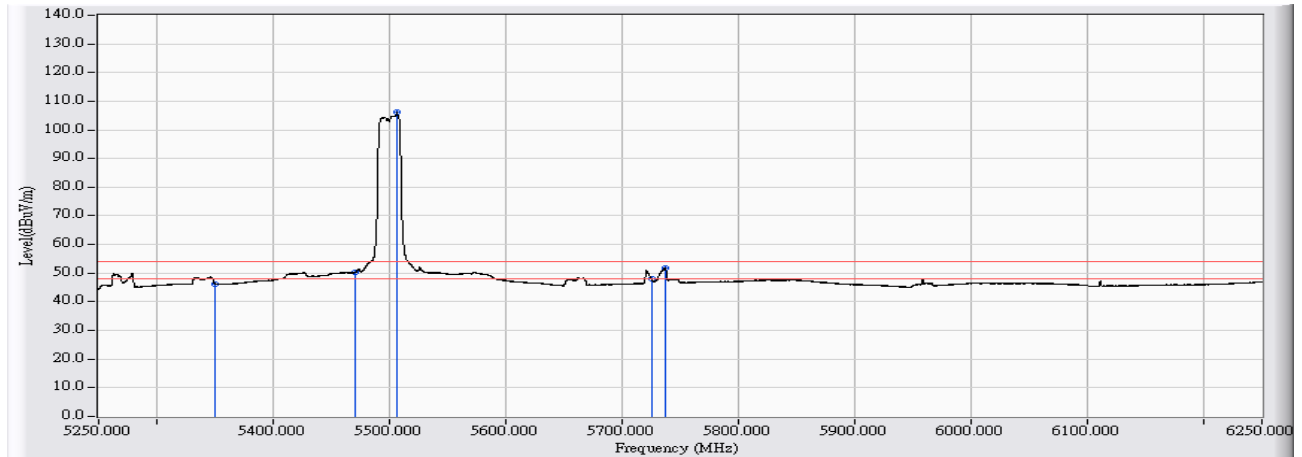


	Frequency (MHz)	Correct Factor (dB)	Reading Level (dBuV)	Measure Level (dBuV/m)	Margin (dB)	Limit (dBuV/m)	Detector Type
1	5350.000	23.806	32.999	56.805	-17.195	74.000	PEAK
2	5468.178	23.971	43.163	67.133	-6.867	74.000	PEAK
3	5470.000	23.973	37.745	61.718	-12.282	74.000	PEAK
4	* 5504.874	24.033	93.461	117.493	--	--	PEAK
5	5725.000	24.662	33.907	58.569	-15.431	74.000	PEAK
6	5734.051	24.684	38.820	63.504	-10.496	74.000	PEAK

Note:

1. All readings above 1GHz are performed with peak and/or average measurements as necessary.
2. Peak measurements: RBW = 1MHz, VBW = 1MHz, Sweep: Auto.
3. Average measurements: RBW = 1MHz, VBW = 10 Hz, Sweep: Auto.
4. “ * ”, means this data is the worst emission level.
5. Measurement Level = Reading Level + Correct Factor.
6. The average measurement was not performed when the peak measured data under the limit of average detection.

Site : CB4-H	Time : 2017/05/31
Limit : FCC_SpartC_15.209_03M_AV	Margin : 6
Probe : CB4-H_FCC_EFS_B091_1-18GHz_3M_0117 - VERTICAL	Power : AC 120V/60Hz
EUT : Wireless-AC2900 Dual Band Gigabit Router	Note : Mode 2: Tx_ADP: AD890326010-2LF_ MIMO Mode (802.11 n20/40)_ 802.11n(20M)_ 5500MHz

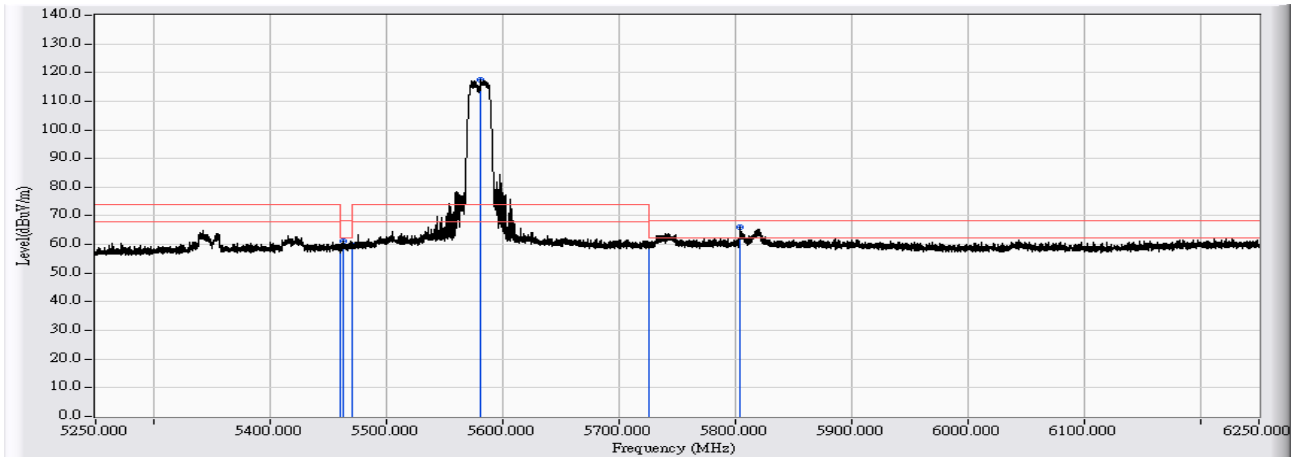


	Frequency (MHz)	Correct Factor (dB)	Reading Level (dBuV)	Measure Level (dBuV/m)	Margin (dB)	Limit (dBuV/m)	Detector Type
1	5350.000	23.806	22.474	46.280	-7.720	54.000	AVERAGE
2	5469.978	23.973	26.182	50.155	-3.845	54.000	AVERAGE
3	5470.000	23.973	26.172	50.145	-3.855	54.000	AVERAGE
4	* 5506.474	24.038	82.115	106.152	--	--	AVERAGE
5	5725.000	24.662	23.366	48.028	-5.972	54.000	AVERAGE
6	5736.651	24.691	26.964	51.655	-2.345	54.000	AVERAGE

Note:

1. All readings above 1GHz are performed with peak and/or average measurements as necessary.
2. Peak measurements: RBW = 1MHz, VBW = 1MHz, Sweep: Auto.
3. Average measurements: RBW = 1MHz, VBW = 10 Hz, Sweep: Auto.
4. “ * ”, means this data is the worst emission level.
5. Measurement Level = Reading Level + Correct Factor.
6. The average measurement was not performed when the peak measured data under the limit of average detection.

Site : CB4-H	Time : 2017/05/08
Limit : FCC_SPARTE_15.407_H_BAND3_03M_PK	Margin : 6
Probe : CB4-H_FCC_EFS_B091_1-18GHz_3M_0117 - HORIZONTAL	Power : AC 120V/60Hz
EUT : Wireless-AC2900 Dual Band Gigabit Router	Note : Mode 2: Tx_ADP: AD890326010-2LF_ MIMO Mode (802.11 n20/40)_ 802.11n(20M)_ 5580MHz

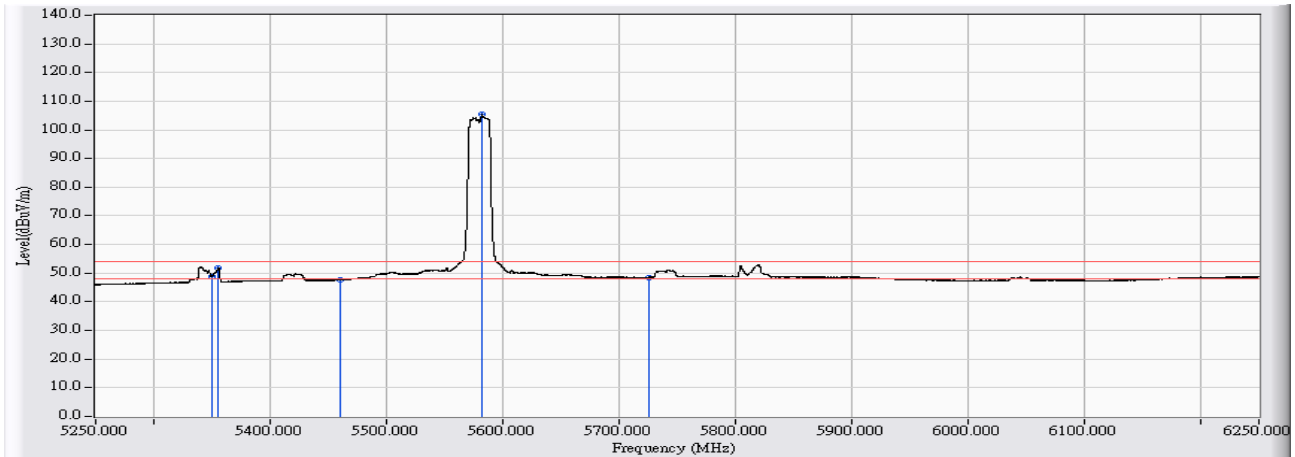


	Frequency (MHz)	Correct Factor (dB)	Reading Level (dBuV)	Measure Level (dBuV/m)	Margin (dB)	Limit (dBuV/m)	Detector Type
1	5460.000	7.376	51.357	58.733	-9.567	68.300	PEAK
2	5462.579	7.377	53.654	61.032	7.032	54.000	PEAK
3	5470.000	7.383	52.111	59.494	-8.806	68.300	PEAK
4	* 5581.167	7.634	109.772	117.407	--	--	PEAK
5	5725.000	8.042	51.900	59.942	-8.358	68.300	PEAK
6	5804.344	8.263	57.821	66.083	-2.217	68.300	PEAK

Note:

1. All readings above 1GHz are performed with peak and/or average measurements as necessary.
2. Peak measurements: RBW = 1MHz, VBW = 1MHz, Sweep: Auto.
3. Average measurements: RBW = 1MHz, VBW = 10 Hz, Sweep: Auto.
4. " * ", means this data is the worst emission level.
5. Measurement Level = Reading Level + Correct Factor.
6. The average measurement was not performed when the peak measured data under the limit of average detection.

Site : CB4-H	Time : 2017/05/08
Limit : FCC_SpartC_15.209_03M_AV	Margin : 6
Probe : CB4-H_FCC_EFS_B091_1-18GHz_3M_0117 - HORIZONTAL	Power : AC 120V/60Hz
EUT : Wireless-AC2900 Dual Band Gigabit Router	Note : Mode 2: Tx_ADP: AD890326010-2LF_ MIMO Mode (802.11 n20/40)_ 802.11n(20M)_ 5580MHz

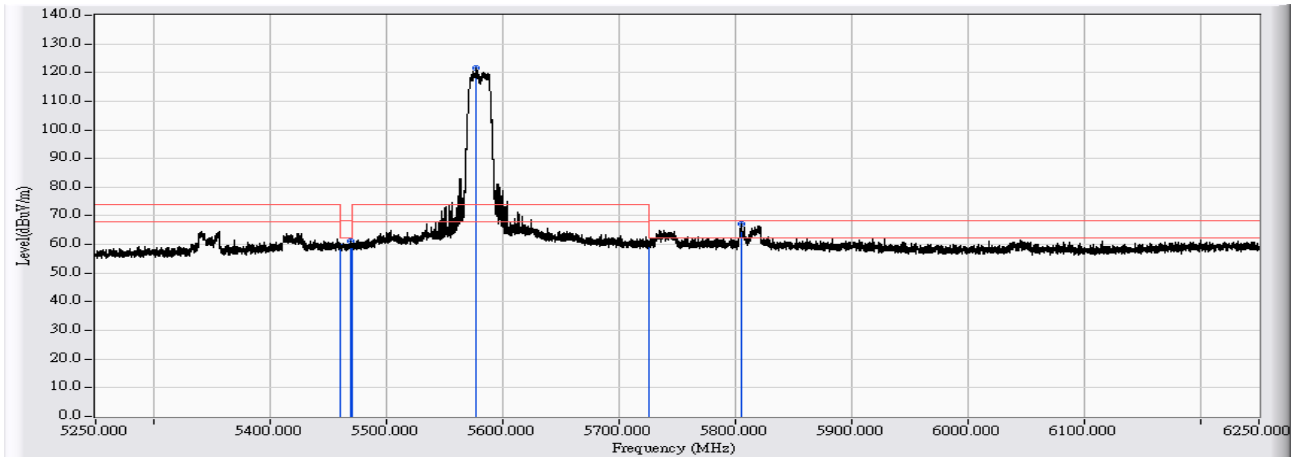


	Frequency (MHz)	Correct Factor (dB)	Reading Level (dBuV)	Measure Level (dBuV/m)	Margin (dB)	Limit (dBuV/m)	Detector Type
1	5350.000	7.298	41.408	48.706	-5.294	54.000	AVERAGE
2	5355.589	7.302	44.559	51.861	-2.139	54.000	AVERAGE
3	5460.000	7.376	40.269	47.645	-6.355	54.000	AVERAGE
4	* 5582.067	7.638	97.793	105.430	--	--	AVERAGE
5	5725.000	8.042	40.367	48.409	-5.591	54.000	AVERAGE

Note:

1. All readings above 1GHz are performed with peak and/or average measurements as necessary.
2. Peak measurements: RBW = 1MHz, VBW = 1MHz, Sweep: Auto.
3. Average measurements: RBW = 1MHz, VBW = 10 Hz, Sweep: Auto.
4. “ * ”, means this data is the worst emission level.
5. Measurement Level = Reading Level + Correct Factor.
6. The average measurement was not performed when the peak measured data under the limit of average detection.

Site : CB4-H	Time : 2017/05/08
Limit : FCC_SPARTE_15.407_H_BAND3_03M_PK	Margin : 6
Probe : CB4-H_FCC_EFS_B091_1-18GHz_3M_0117 - VERTICAL	Power : AC 120V/60Hz
EUT : Wireless-AC2900 Dual Band Gigabit Router	Note : Mode 2: Tx_ADP: AD890326010-2LF_ MIMO Mode (802.11 n20/40)_ 802.11n(20M)_ 5580MHz

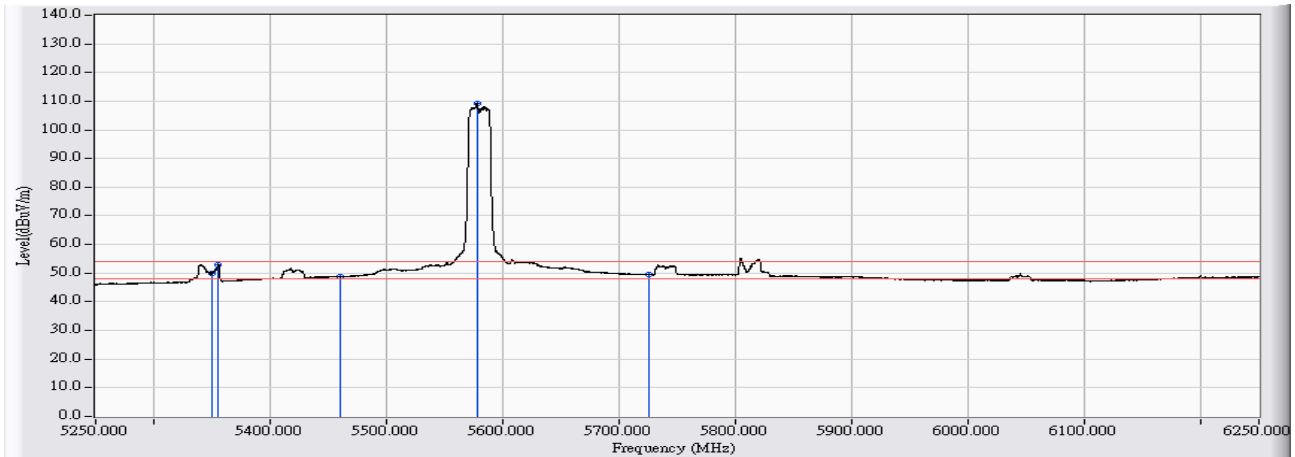


	Frequency (MHz)	Correct Factor (dB)	Reading Level (dBuV)	Measure Level (dBuV/m)	Margin (dB)	Limit (dBuV/m)	Detector Type
1	5460.000	7.376	51.996	59.372	-8.928	68.300	PEAK
2	5469.378	7.382	53.943	61.326	-6.974	68.300	PEAK
3	5470.000	7.383	52.156	59.539	-8.761	68.300	PEAK
4	* 5577.167	7.623	113.871	121.494	--	--	PEAK
5	5725.000	8.042	51.941	59.983	-8.317	68.300	PEAK
6	5804.644	8.263	58.771	67.034	-1.266	68.300	PEAK

Note:

1. All readings above 1GHz are performed with peak and/or average measurements as necessary.
2. Peak measurements: RBW = 1MHz, VBW = 1MHz, Sweep: Auto.
3. Average measurements: RBW = 1MHz, VBW = 10 Hz, Sweep: Auto.
4. “ * ”, means this data is the worst emission level.
5. Measurement Level = Reading Level + Correct Factor.
6. The average measurement was not performed when the peak measured data under the limit of average detection.

Site : CB4-H	Time : 2017/05/08
Limit : FCC_SpartC_15.209_03M_AV	Margin : 6
Probe : CB4-H_FCC_EFS_B091_1-18GHz_3M_0117 - VERTICAL	Power : AC 120V/60Hz
EUT : Wireless-AC2900 Dual Band Gigabit Router	Note : Mode 2: Tx_ADP: AD890326010-2LF_ MIMO Mode (802.11 n20/40)_ 802.11n(20M)_ 5580MHz

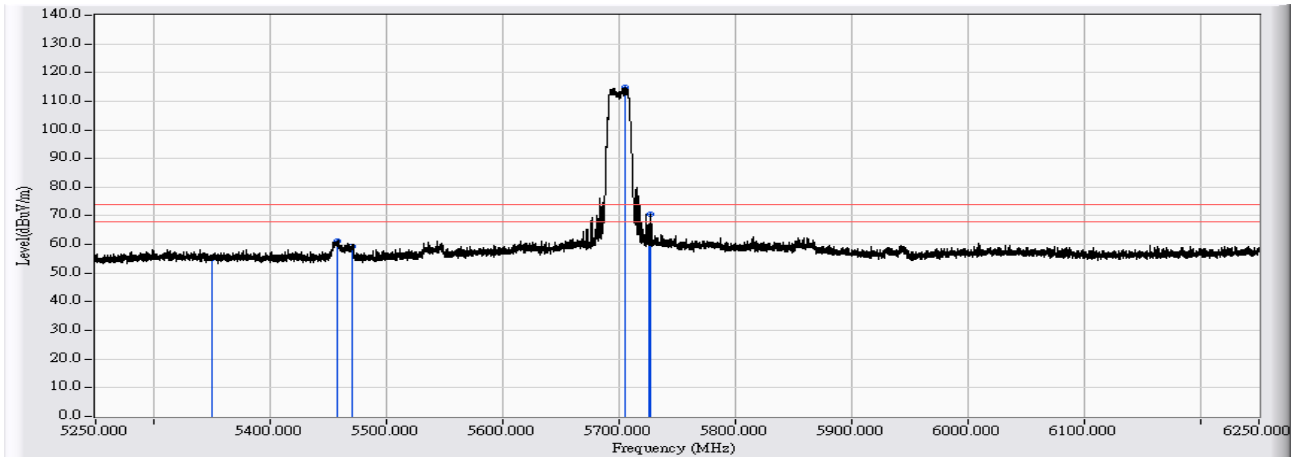


	Frequency (MHz)	Correct Factor (dB)	Reading Level (dBuV)	Measure Level (dBuV/m)	Margin (dB)	Limit (dBuV/m)	Detector Type
1	5350.000	7.298	42.484	49.782	-4.218	54.000	AVERAGE
2	5355.589	7.302	45.524	52.826	-1.174	54.000	AVERAGE
3	5460.000	7.376	41.450	48.826	-5.174	54.000	AVERAGE
4	* 5577.667	7.625	101.621	109.246	--	--	AVERAGE
5	5725.000	8.042	41.471	49.513	-4.487	54.000	AVERAGE

Note:

1. All readings above 1GHz are performed with peak and/or average measurements as necessary.
2. Peak measurements: RBW = 1MHz, VBW = 1MHz, Sweep: Auto.
3. Average measurements: RBW = 1MHz, VBW = 10 Hz, Sweep: Auto.
4. “ * ”, means this data is the worst emission level.
5. Measurement Level = Reading Level + Correct Factor.
6. The average measurement was not performed when the peak measured data under the limit of average detection.

Site : CB4-H	Time : 2017/05/31
Limit : FCC_SpartC_15.209_03M_PK	Margin : 6
Probe : CB4-H_FCC_EFS_B091_1-18GHz_3M_0117 - HORIZONTAL	Power : AC 120V/60Hz
EUT : Wireless-AC2900 Dual Band Gigabit Router	Note : Mode 2: Tx_ADP: AD890326010-2LF_ MIMO Mode (802.11 n20/40)_ 802.11n(20M)_ 5700MHz

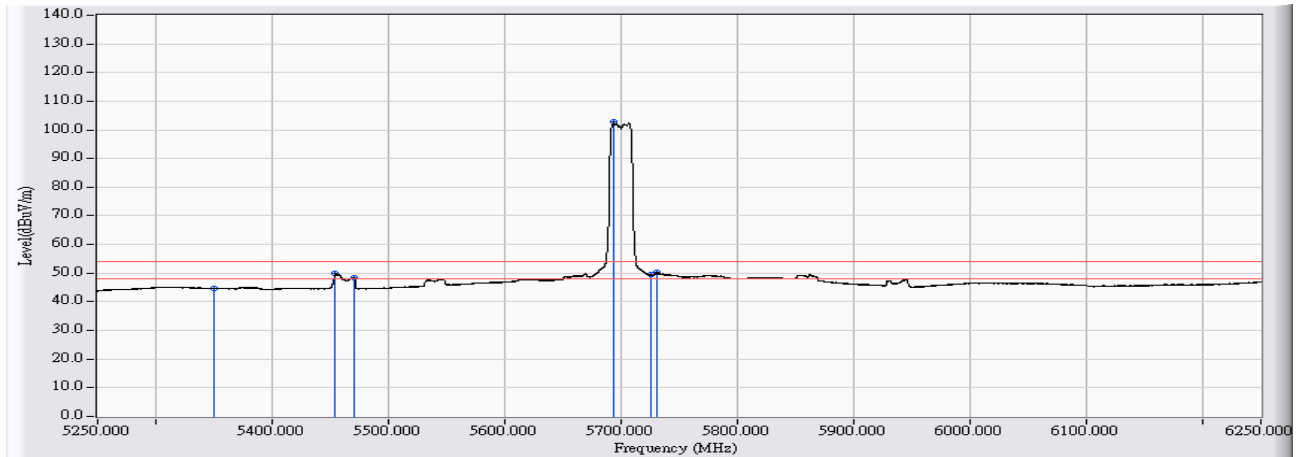


	Frequency (MHz)	Correct Factor (dB)	Reading Level (dBuV)	Measure Level (dBuV/m)	Margin (dB)	Limit (dBuV/m)	Detector Type
1	5350.000	23.806	31.361	55.167	-18.833	74.000	PEAK
2	5457.679	23.955	37.124	61.079	-12.921	74.000	PEAK
3	5470.000	23.973	35.174	59.147	-14.853	74.000	PEAK
4	* 5705.154	24.608	90.330	114.938	--	--	PEAK
5	5725.000	24.662	36.034	60.696	-13.304	74.000	PEAK
6	5727.152	24.668	45.728	70.396	-3.604	74.000	PEAK

Note:

1. All readings above 1GHz are performed with peak and/or average measurements as necessary.
2. Peak measurements: RBW = 1MHz, VBW = 1MHz, Sweep: Auto.
3. Average measurements: RBW = 1MHz, VBW = 10 Hz, Sweep: Auto.
4. " * ", means this data is the worst emission level.
5. Measurement Level = Reading Level + Correct Factor.
6. The average measurement was not performed when the peak measured data under the limit of average detection.

Site : CB4-H	Time : 2017/05/31
Limit : FCC_SpartC_15.209_03M_AV	Margin : 6
Probe : CB4-H_FCC_EFS_B091_1-18GHz_3M_0117 - HORIZONTAL	Power : AC 120V/60Hz
EUT : Wireless-AC2900 Dual Band Gigabit Router	Note : Mode 2: Tx_ADP: AD890326010-2LF_ MIMO Mode (802.11 n20/40)_ 802.11n(20M)_ 5700MHz

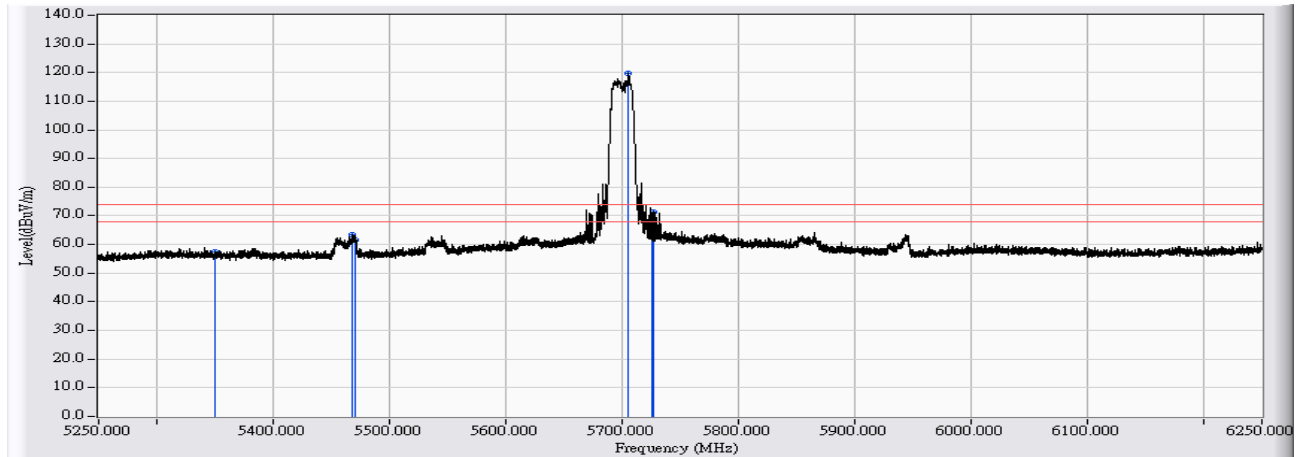


	Frequency (MHz)	Correct Factor (dB)	Reading Level (dBuV)	Measure Level (dBuV/m)	Margin (dB)	Limit (dBuV/m)	Detector Type
1	5350.000	23.806	20.839	44.645	-9.355	54.000	AVERAGE
2	5454.279	23.951	25.962	49.912	-4.088	54.000	AVERAGE
3	5470.000	23.973	24.430	48.403	-5.597	54.000	AVERAGE
4	* 5693.356	24.575	78.350	102.925	--	--	AVERAGE
5	5725.000	24.662	24.798	49.460	-4.540	54.000	AVERAGE
6	5730.252	24.675	25.679	50.354	-3.646	54.000	AVERAGE

Note:

1. All readings above 1GHz are performed with peak and/or average measurements as necessary.
2. Peak measurements: RBW = 1MHz, VBW = 1MHz, Sweep: Auto.
3. Average measurements: RBW = 1MHz, VBW = 10 Hz, Sweep: Auto.
4. " * ", means this data is the worst emission level.
5. Measurement Level = Reading Level + Correct Factor.
6. The average measurement was not performed when the peak measured data under the limit of average detection.

Site : CB4-H	Time : 2017/05/31
Limit : FCC_SpartC_15.209_03M_PK	Margin : 6
Probe : CB4-H_FCC_EFS_B091_1-18GHz_3M_0117 - VERTICAL	Power : AC 120V/60Hz
EUT : Wireless-AC2900 Dual Band Gigabit Router	Note : Mode 2: Tx_ADP: AD890326010-2LF_ MIMO Mode (802.11 n20/40)_ 802.11n(20M)_ 5700MHz

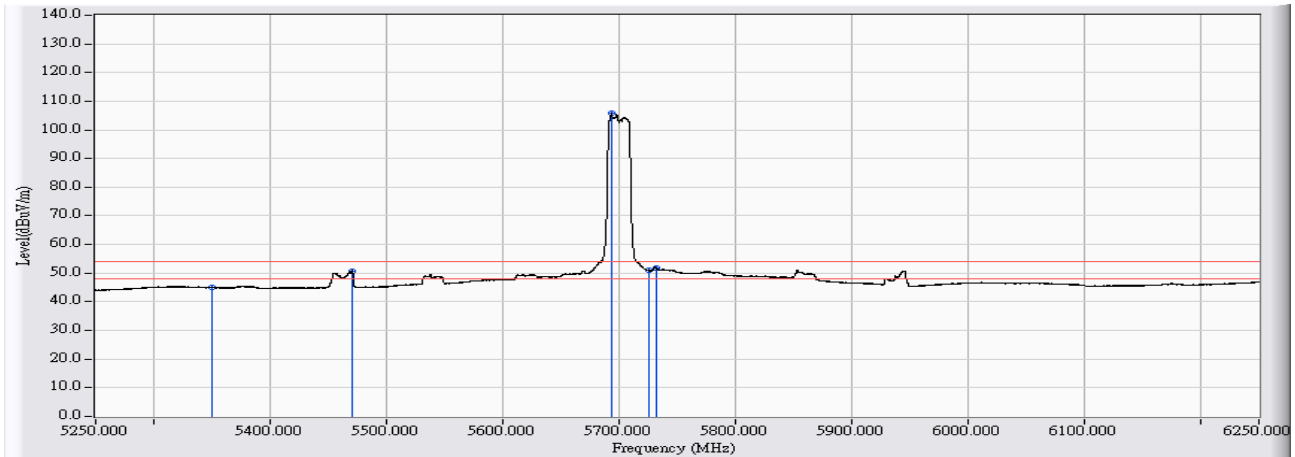


	Frequency (MHz)	Correct Factor (dB)	Reading Level (dBuV)	Measure Level (dBuV/m)	Margin (dB)	Limit (dBuV/m)	Detector Type
1	5350.000	23.806	33.634	57.440	-16.560	74.000	PEAK
2	5467.778	23.970	39.602	63.572	-10.428	74.000	PEAK
3	5470.000	23.973	37.599	61.572	-12.428	74.000	PEAK
4	* 5705.554	24.609	95.197	119.806	--	--	PEAK
5	5725.000	24.662	38.040	62.702	-11.298	74.000	PEAK
6	5726.652	24.666	46.611	71.277	-2.723	74.000	PEAK

Note:

1. All readings above 1GHz are performed with peak and/or average measurements as necessary.
2. Peak measurements: RBW = 1MHz, VBW = 1MHz, Sweep: Auto.
3. Average measurements: RBW = 1MHz, VBW = 10 Hz, Sweep: Auto.
4. " * ", means this data is the worst emission level.
5. Measurement Level = Reading Level + Correct Factor.
6. The average measurement was not performed when the peak measured data under the limit of average detection.

Site : CB4-H	Time : 2017/05/31
Limit : FCC_SpartC_15.209_03M_AV	Margin : 6
Probe : CB4-H_FCC_EFS_B091_1-18GHz_3M_0117 - VERTICAL	Power : AC 120V/60Hz
EUT : Wireless-AC2900 Dual Band Gigabit Router	Note : Mode 2: Tx_ADP: AD890326010-2LF_ MIMO Mode (802.11 n20/40)_ 802.11n(20M)_ 5700MHz

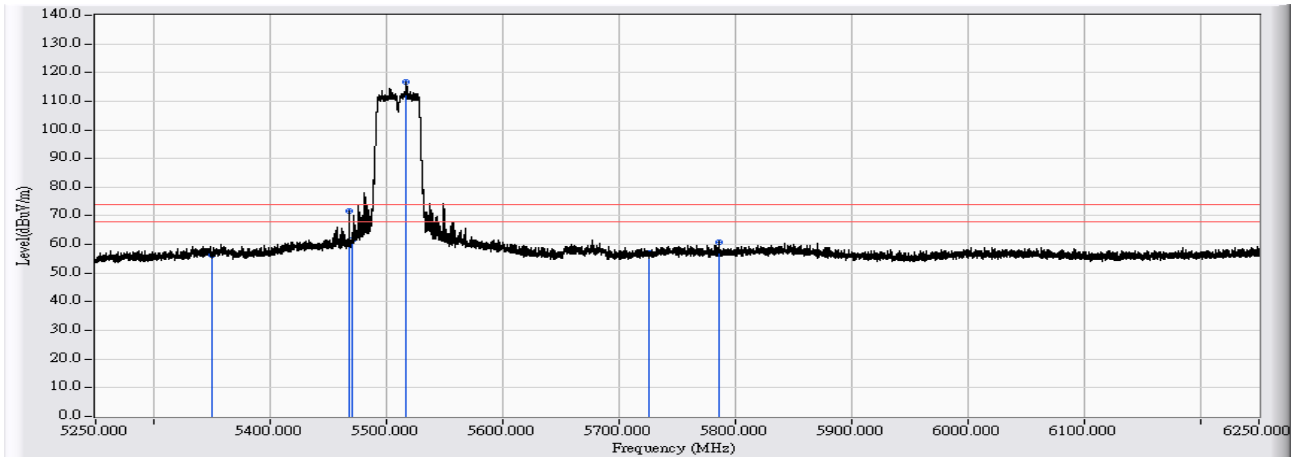


	Frequency (MHz)	Correct Factor (dB)	Reading Level (dBuV)	Measure Level (dBuV/m)	Margin (dB)	Limit (dBuV/m)	Detector Type
1	5350.000	23.806	21.131	44.937	-9.063	54.000	AVERAGE
2	5469.878	23.973	26.661	50.634	-3.366	54.000	AVERAGE
3	5470.000	23.973	26.675	50.648	-3.352	54.000	AVERAGE
4	* 5693.356	24.575	81.386	105.961	--	--	AVERAGE
5	5725.000	24.662	26.297	50.959	-3.041	54.000	AVERAGE
6	5731.452	24.678	27.221	51.899	-2.101	54.000	AVERAGE

Note:

1. All readings above 1GHz are performed with peak and/or average measurements as necessary.
2. Peak measurements: RBW = 1MHz, VBW = 1MHz, Sweep: Auto.
3. Average measurements: RBW = 1MHz, VBW = 10 Hz, Sweep: Auto.
4. “ * ”, means this data is the worst emission level.
5. Measurement Level = Reading Level + Correct Factor.
6. The average measurement was not performed when the peak measured data under the limit of average detection.

Site : CB4-H	Time : 2017/05/31
Limit : FCC_SpartC_15.209_03M_PK	Margin : 6
Probe : CB4-H_FCC_EFS_B091_1-18GHz_3M_0117 - HORIZONTAL	Power : AC 120V/60Hz
EUT : Wireless-AC2900 Dual Band Gigabit Router	Note : Mode 2: Tx_ADP: AD890326010-2LF_ MIMO Mode (802.11 n20/40)_ 802.11n(40M)_ 5510MHz

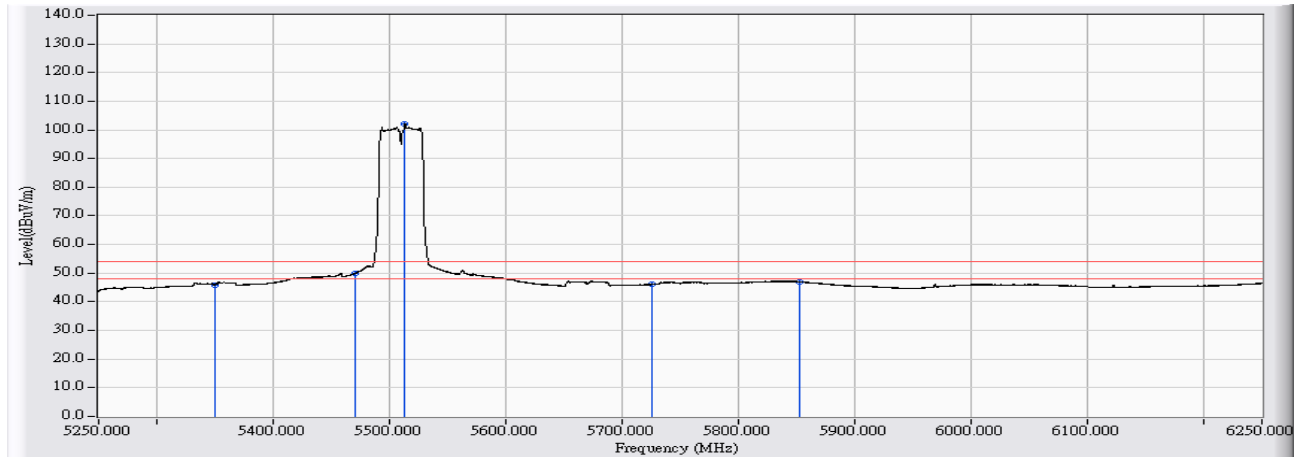


	Frequency (MHz)	Correct Factor (dB)	Reading Level (dBuV)	Measure Level (dBuV/m)	Margin (dB)	Limit (dBuV/m)	Detector Type
1	5350.000	23.806	32.668	56.474	-17.526	74.000	PEAK
2	5467.778	23.970	47.888	71.858	-2.142	74.000	PEAK
3	5470.000	23.973	37.596	61.569	-12.431	74.000	PEAK
4	* 5516.873	24.068	92.615	116.683	--	--	PEAK
5	5725.000	24.662	32.325	56.987	-17.013	74.000	PEAK
6	5785.646	24.806	36.157	60.964	-13.036	74.000	PEAK

Note:

1. All readings above 1GHz are performed with peak and/or average measurements as necessary.
2. Peak measurements: RBW = 1MHz, VBW = 1MHz, Sweep: Auto.
3. Average measurements: RBW = 1MHz, VBW = 10 Hz, Sweep: Auto.
4. " * ", means this data is the worst emission level.
5. Measurement Level = Reading Level + Correct Factor.
6. The average measurement was not performed when the peak measured data under the limit of average detection.

Site : CB4-H	Time : 2017/05/31
Limit : FCC_SpartC_15.209_03M_AV	Margin : 6
Probe : CB4-H_FCC_EFS_B091_1-18GHz_3M_0117 - HORIZONTAL	Power : AC 120V/60Hz
EUT : Wireless-AC2900 Dual Band Gigabit Router	Note : Mode 2: Tx_ADP: AD890326010-2LF_ MIMO Mode (802.11 n20/40)_ 802.11n(40M)_ 5510MHz

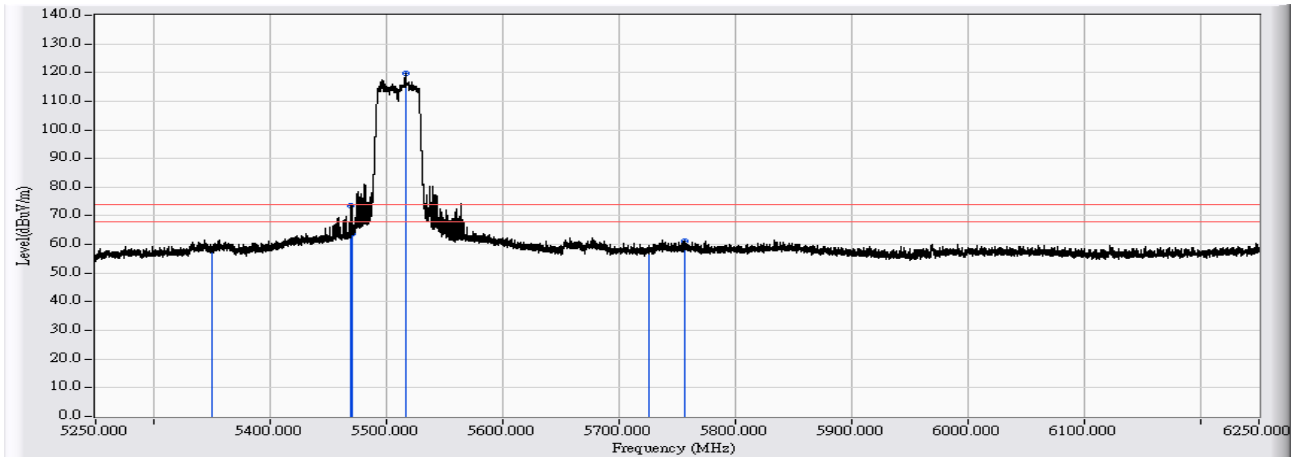


	Frequency (MHz)	Correct Factor (dB)	Reading Level (dBuV)	Measure Level (dBuV/m)	Margin (dB)	Limit (dBuV/m)	Detector Type
1	5350.000	23.806	21.891	45.697	-8.303	54.000	AVERAGE
2	5469.978	23.973	25.892	49.865	-4.135	54.000	AVERAGE
3	5470.000	23.973	25.890	49.863	-4.137	54.000	AVERAGE
4	* 5513.374	24.058	77.983	102.041	--	--	AVERAGE
5	5725.000	24.662	21.389	46.051	-7.949	54.000	AVERAGE
6	5852.240	25.012	21.961	46.972	-7.028	54.000	AVERAGE

Note:

1. All readings above 1GHz are performed with peak and/or average measurements as necessary.
2. Peak measurements: RBW = 1MHz, VBW = 1MHz, Sweep: Auto.
3. Average measurements: RBW = 1MHz, VBW = 10 Hz, Sweep: Auto.
4. “ * ”, means this data is the worst emission level.
5. Measurement Level = Reading Level + Correct Factor.
6. The average measurement was not performed when the peak measured data under the limit of average detection.

Site : CB4-H	Time : 2017/05/31
Limit : FCC_SpartC_15.209_03M_PK	Margin : 6
Probe : CB4-H_FCC_EFS_B091_1-18GHz_3M_0117 - VERTICAL	Power : AC 120V/60Hz
EUT : Wireless-AC2900 Dual Band Gigabit Router	Note : Mode 2: Tx_ADP: AD890326010-2LF_ MIMO Mode (802.11 n20/40)_ 802.11n(40M)_ 5510MHz

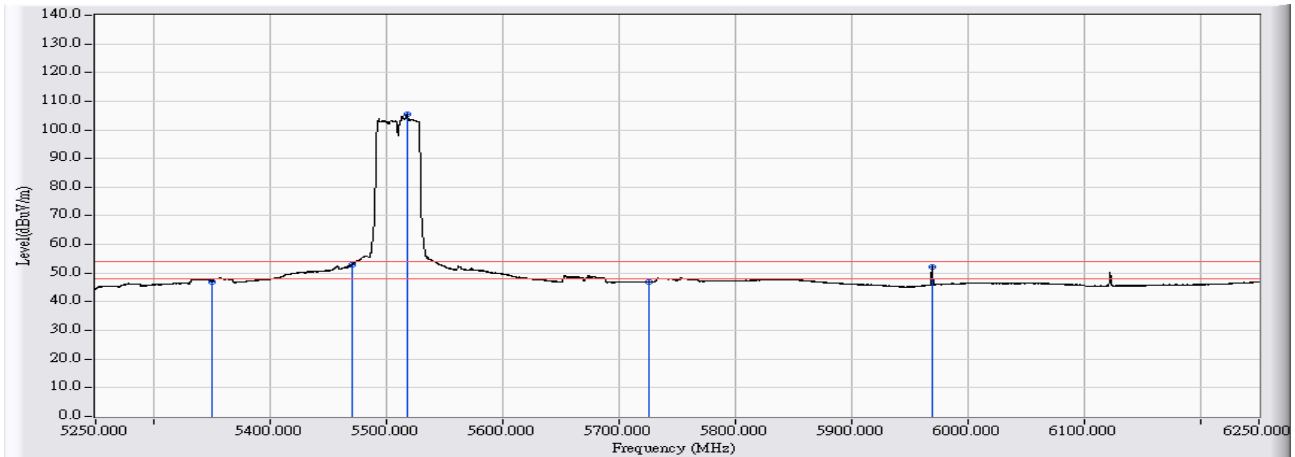


	Frequency (MHz)	Correct Factor (dB)	Reading Level (dBuV)	Measure Level (dBuV/m)	Margin (dB)	Limit (dBuV/m)	Detector Type
1	5350.000	23.806	34.264	58.070	-15.930	74.000	PEAK
2	5469.778	23.973	49.517	73.490	-0.510	74.000	PEAK
3	5470.000	23.973	39.821	63.794	-10.206	74.000	PEAK
4	* 5516.873	24.068	95.680	119.748	--	--	PEAK
5	5725.000	24.662	33.370	58.032	-15.968	74.000	PEAK
6	5755.849	24.737	36.385	61.122	-12.878	74.000	PEAK

Note:

1. All readings above 1GHz are performed with peak and/or average measurements as necessary.
2. Peak measurements: RBW = 1MHz, VBW = 1MHz, Sweep: Auto.
3. Average measurements: RBW = 1MHz, VBW = 10 Hz, Sweep: Auto.
4. “ * ”, means this data is the worst emission level.
5. Measurement Level = Reading Level + Correct Factor.
6. The average measurement was not performed when the peak measured data under the limit of average detection.

Site : CB4-H	Time : 2017/05/31
Limit : FCC_SpartC_15.209_03M_AV	Margin : 6
Probe : CB4-H_FCC_EFS_B091_1-18GHz_3M_0117 - VERTICAL	Power : AC 120V/60Hz
EUT : Wireless-AC2900 Dual Band Gigabit Router	Note : Mode 2: Tx_ADP: AD890326010-2LF_ MIMO Mode (802.11 n20/40)_ 802.11n(40M)_ 5510MHz

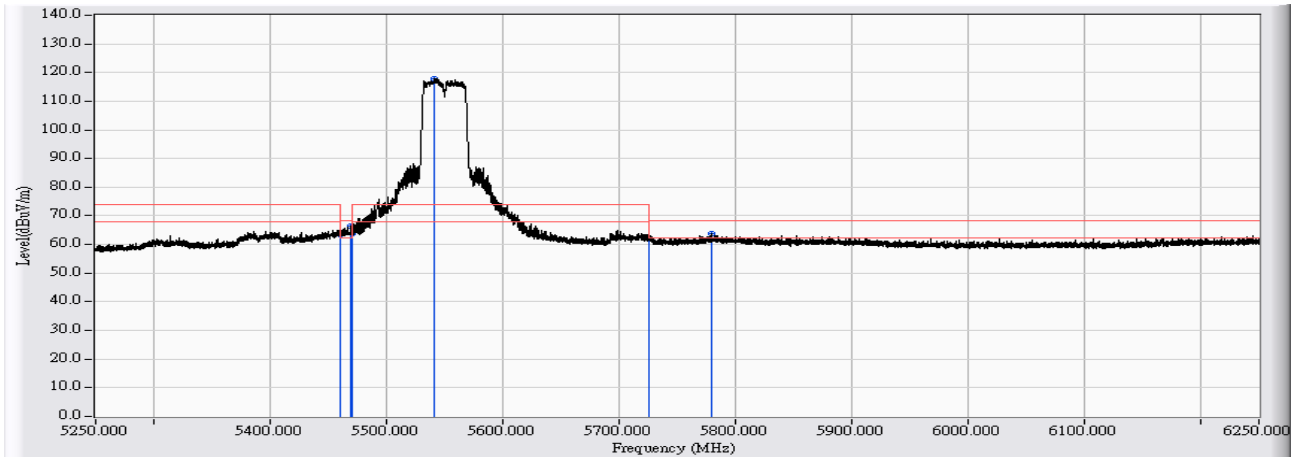


	Frequency (MHz)	Correct Factor (dB)	Reading Level (dBuV)	Measure Level (dBuV/m)	Margin (dB)	Limit (dBuV/m)	Detector Type
1	5350.000	23.806	23.271	47.077	-6.923	54.000	AVERAGE
2	5469.978	23.973	28.907	52.880	-1.120	54.000	AVERAGE
3	5470.000	23.973	28.917	52.890	-1.110	54.000	AVERAGE
4	* 5517.773	24.071	81.508	105.579	--	--	AVERAGE
5	5725.000	24.662	22.262	46.924	-7.076	54.000	AVERAGE
6	5968.928	25.361	26.937	52.298	-1.702	54.000	AVERAGE

Note:

1. All readings above 1GHz are performed with peak and/or average measurements as necessary.
2. Peak measurements: RBW = 1MHz, VBW = 1MHz, Sweep: Auto.
3. Average measurements: RBW = 1MHz, VBW = 10 Hz, Sweep: Auto.
4. " * ", means this data is the worst emission level.
5. Measurement Level = Reading Level + Correct Factor.
6. The average measurement was not performed when the peak measured data under the limit of average detection.

Site : CB4-H	Time : 2017/05/08
Limit : FCC_SPARTE_15.407_H_BAND3_03M_PK	Margin : 6
Probe : CB4-H_FCC_EFS_B091_1-18GHz_3M_0117 - HORIZONTAL	Power : AC 120V/60Hz
EUT : Wireless-AC2900 Dual Band Gigabit Router	Note : Mode 2: Tx_ADP: AD890326010-2LF_ MIMO Mode (802.11 n20/40)_ 802.11n(40M)_ 5550MHz

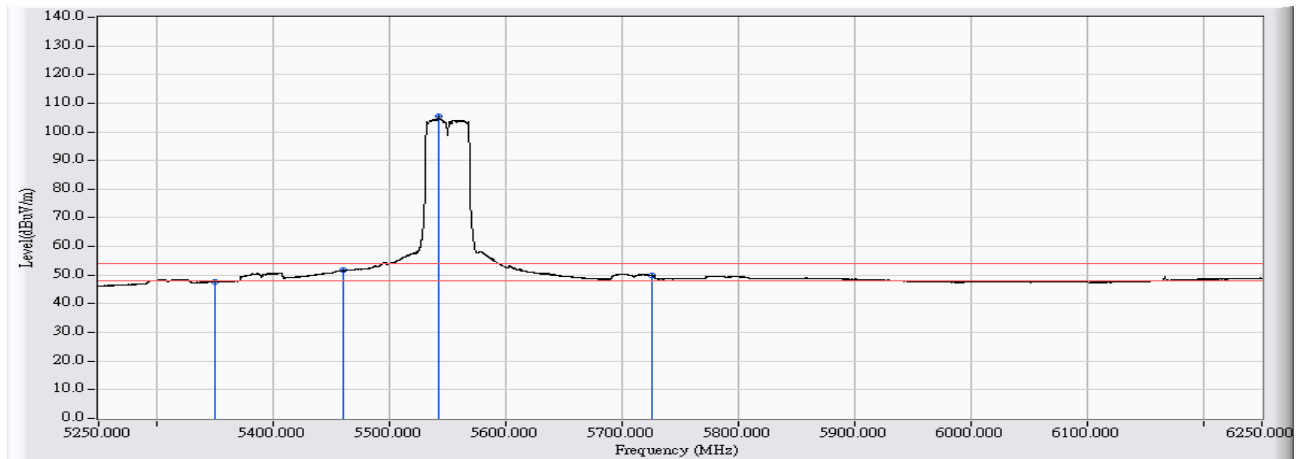


	Frequency (MHz)	Correct Factor (dB)	Reading Level (dBuV)	Measure Level (dBuV/m)	Margin (dB)	Limit (dBuV/m)	Detector Type
1	5460.000	7.376	56.156	63.532	-4.768	68.300	PEAK
2	5469.078	7.382	59.108	66.490	-1.810	68.300	PEAK
3	5470.000	7.383	56.450	63.833	-4.467	68.300	PEAK
4	* 5541.471	7.523	110.339	117.861	--	--	PEAK
5	5725.000	8.042	53.938	61.980	-6.320	68.300	PEAK
6	5779.647	8.194	55.749	63.943	-4.357	68.300	PEAK

Note:

1. All readings above 1GHz are performed with peak and/or average measurements as necessary.
2. Peak measurements: RBW = 1MHz, VBW = 1MHz, Sweep: Auto.
3. Average measurements: RBW = 1MHz, VBW = 10 Hz, Sweep: Auto.
4. " * ", means this data is the worst emission level.
5. Measurement Level = Reading Level + Correct Factor.
6. The average measurement was not performed when the peak measured data under the limit of average detection.

Site : CB4-H	Time : 2017/05/08
Limit : FCC_SpartC_15.209_03M_AV	Margin : 6
Probe : CB4-H_FCC_EFS_B091_1-18GHz_3M_0117 - HORIZONTAL	Power : AC 120V/60Hz
EUT : Wireless-AC2900 Dual Band Gigabit Router	Note : Mode 2: Tx_ADP: AD890326010-2LF_ MIMO Mode (802.11 n20/40)_ 802.11n(40M)_ 5550MHz

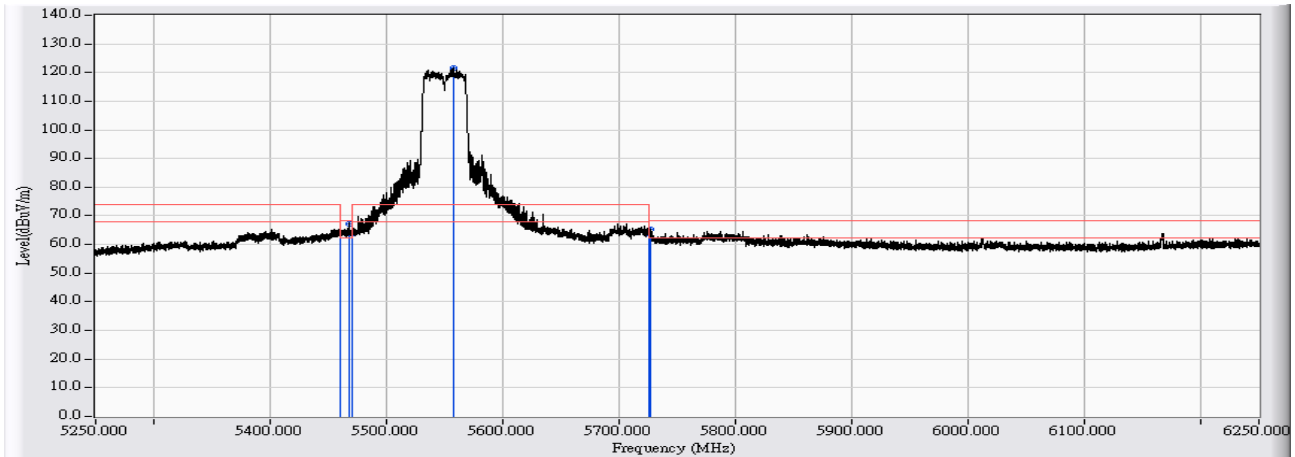


	Frequency (MHz)	Correct Factor (dB)	Reading Level (dBuV)	Measure Level (dBuV/m)	Margin (dB)	Limit (dBuV/m)	Detector Type
1	5350.000	7.298	40.383	47.681	-6.319	54.000	AVERAGE
2	5459.879	7.376	44.318	51.694	-2.306	54.000	AVERAGE
3	5460.000	7.376	44.249	51.625	-2.375	54.000	AVERAGE
4	* 5542.171	7.524	97.827	105.351	--	--	AVERAGE
5	5725.000	8.042	41.910	49.952	-4.048	54.000	AVERAGE

Note:

1. All readings above 1GHz are performed with peak and/or average measurements as necessary.
2. Peak measurements: RBW = 1MHz, VBW = 1MHz, Sweep: Auto.
3. Average measurements: RBW = 1MHz, VBW = 10 Hz, Sweep: Auto.
4. “ * ”, means this data is the worst emission level.
5. Measurement Level = Reading Level + Correct Factor.
6. The average measurement was not performed when the peak measured data under the limit of average detection.

Site : CB4-H	Time : 2017/05/08
Limit : FCC_SPARTE_15.407_H_BAND3_03M_PK	Margin : 6
Probe : CB4-H_FCC_EFS_B091_1-18GHz_3M_0117 - VERTICAL	Power : AC 120V/60Hz
EUT : Wireless-AC2900 Dual Band Gigabit Router	Note : Mode 2: Tx_ADP: AD890326010-2LF_ MIMO Mode (802.11 n20/40)_ 802.11n(40M)_ 5550MHz

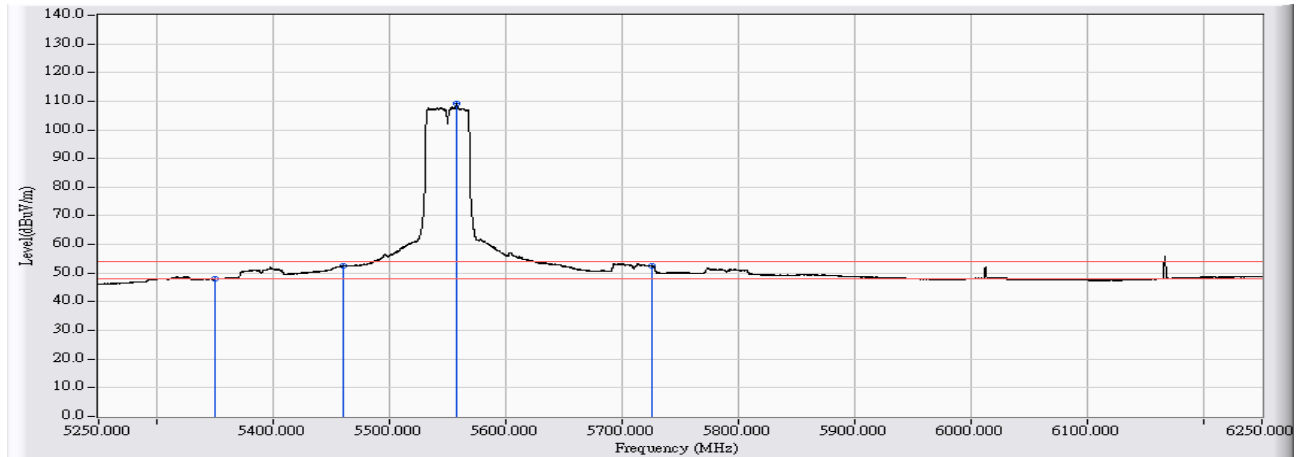


	Frequency (MHz)	Correct Factor (dB)	Reading Level (dBuV)	Measure Level (dBuV/m)	Margin (dB)	Limit (dBuV/m)	Detector Type
1	5460.000	7.376	56.710	64.086	-4.214	68.300	PEAK
2	5467.578	7.381	59.807	67.188	-1.112	68.300	PEAK
3	5470.000	7.383	56.334	63.717	-4.583	68.300	PEAK
4	* 5557.869	7.568	114.077	121.646	--	--	PEAK
5	5725.000	8.042	55.833	63.875	-4.425	68.300	PEAK
6	5727.152	8.049	57.156	65.204	-3.096	68.300	PEAK

Note:

1. All readings above 1GHz are performed with peak and/or average measurements as necessary.
2. Peak measurements: RBW = 1MHz, VBW = 1MHz, Sweep: Auto.
3. Average measurements: RBW = 1MHz, VBW = 10 Hz, Sweep: Auto.
4. “ * ”, means this data is the worst emission level.
5. Measurement Level = Reading Level + Correct Factor.
6. The average measurement was not performed when the peak measured data under the limit of average detection.

Site : CB4-H	Time : 2017/05/08
Limit : FCC_SpartC_15.209_03M_AV	Margin : 6
Probe : CB4-H_FCC_EFS_B091_1-18GHz_3M_0117 - VERTICAL	Power : AC 120V/60Hz
EUT : Wireless-AC2900 Dual Band Gigabit Router	Note : Mode 2: Tx_ADP: AD890326010-2LF_ MIMO Mode (802.11 n20/40)_ 802.11n(40M)_ 5550MHz

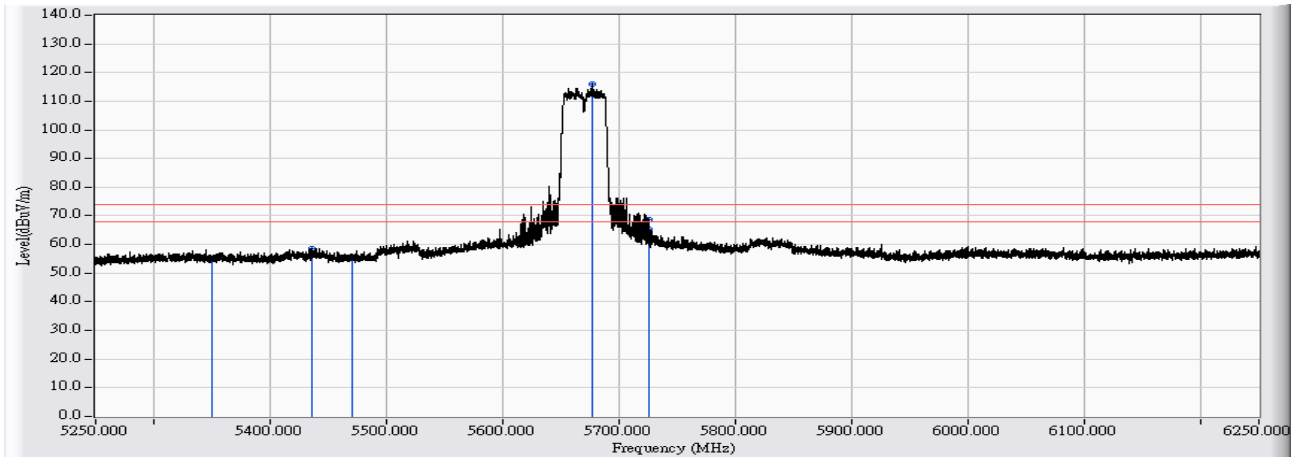


	Frequency (MHz)	Correct Factor (dB)	Reading Level (dBuV)	Measure Level (dBuV/m)	Margin (dB)	Limit (dBuV/m)	Detector Type
1	5350.000	7.298	40.570	47.868	-6.132	54.000	AVERAGE
2	5459.979	7.376	45.143	52.519	-1.481	54.000	AVERAGE
3	5460.000	7.376	45.123	52.499	-1.501	54.000	AVERAGE
4	* 5557.669	7.568	101.684	109.252	--	--	AVERAGE
5	5725.000	8.042	44.391	52.433	-1.567	54.000	AVERAGE

Note:

1. All readings above 1GHz are performed with peak and/or average measurements as necessary.
2. Peak measurements: RBW = 1MHz, VBW = 1MHz, Sweep: Auto.
3. Average measurements: RBW = 1MHz, VBW = 10 Hz, Sweep: Auto.
4. “ * ”, means this data is the worst emission level.
5. Measurement Level = Reading Level + Correct Factor.
6. The average measurement was not performed when the peak measured data under the limit of average detection.

Site : CB4-H	Time : 2017/05/31
Limit : FCC_SpartC_15.209_03M_PK	Margin : 6
Probe : CB4-H_FCC_EFS_B091_1-18GHz_3M_0117 - HORIZONTAL	Power : AC 120V/60Hz
EUT : Wireless-AC2900 Dual Band Gigabit Router	Note : Mode 2: Tx_ADP: AD890326010-2LF_ MIMO Mode (802.11 n20/40)_ 802.11n(40M)_ 5670MHz

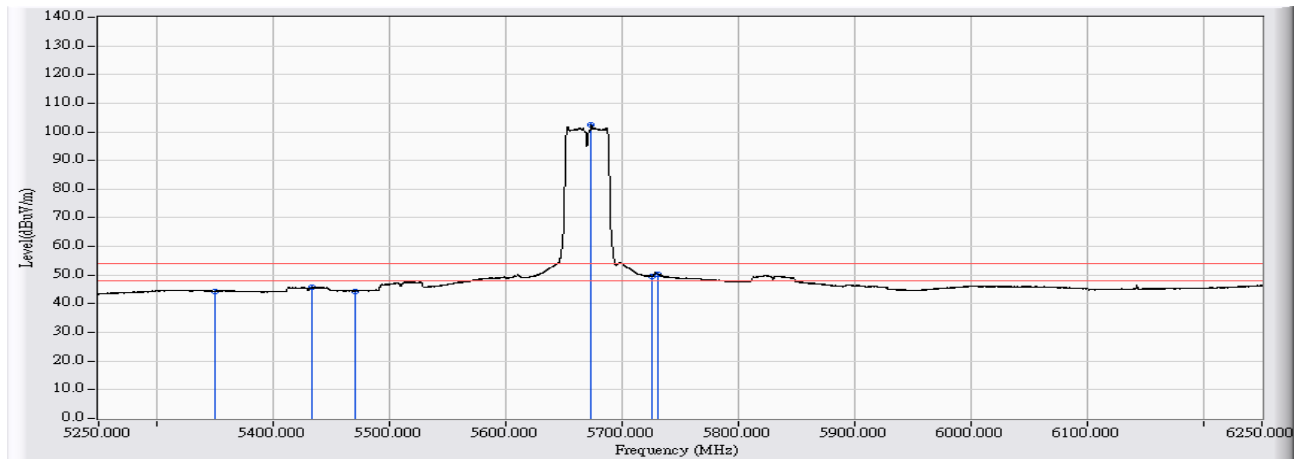


	Frequency (MHz)	Correct Factor (dB)	Reading Level (dBuV)	Measure Level (dBuV/m)	Margin (dB)	Limit (dBuV/m)	Detector Type
1	5350.000	23.806	30.964	54.770	-19.230	74.000	PEAK
2	5436.181	23.925	34.733	58.659	-15.341	74.000	PEAK
3	5470.000	23.973	31.582	55.555	-18.445	74.000	PEAK
4	* 5677.257	24.531	91.455	115.986	--	--	PEAK
5	5725.000	24.662	40.704	65.366	-8.634	74.000	PEAK
6	5725.052	24.662	43.966	68.628	-5.372	74.000	PEAK

Note:

1. All readings above 1GHz are performed with peak and/or average measurements as necessary.
2. Peak measurements: RBW = 1MHz, VBW = 1MHz, Sweep: Auto.
3. Average measurements: RBW = 1MHz, VBW = 10 Hz, Sweep: Auto.
4. " * ", means this data is the worst emission level.
5. Measurement Level = Reading Level + Correct Factor.
6. The average measurement was not performed when the peak measured data under the limit of average detection.

Site : CB4-H	Time : 2017/05/31
Limit : FCC_SpartC_15.209_03M_AV	Margin : 6
Probe : CB4-H_FCC_EFS_B091_1-18GHz_3M_0117 - HORIZONTAL	Power : AC 120V/60Hz
EUT : Wireless-AC2900 Dual Band Gigabit Router	Note : Mode 2: Tx_ADP: AD890326010-2LF_ MIMO Mode (802.11 n20/40)_ 802.11n(40M)_ 5670MHz

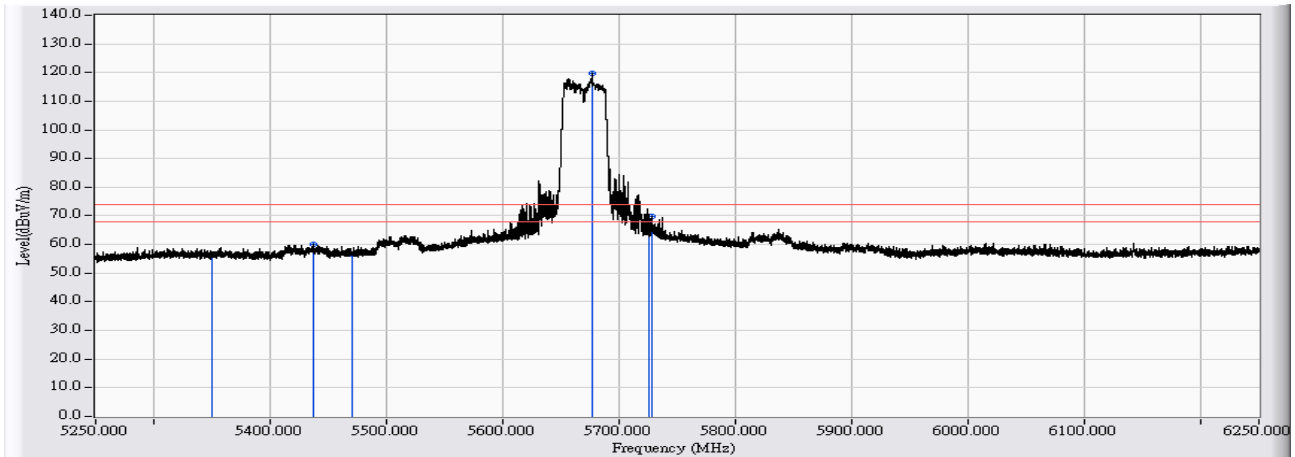


	Frequency (MHz)	Correct Factor (dB)	Reading Level (dBuV)	Measure Level (dBuV/m)	Margin (dB)	Limit (dBuV/m)	Detector Type
1	5350.000	23.806	20.576	44.382	-9.618	54.000	AVERAGE
2	5433.282	23.922	21.903	45.825	-8.175	54.000	AVERAGE
3	5470.000	23.973	20.488	44.461	-9.539	54.000	AVERAGE
4	* 5673.358	24.519	77.775	102.295	--	--	AVERAGE
5	5725.000	24.662	24.973	49.635	-4.365	54.000	AVERAGE
6	5730.152	24.675	25.804	50.479	-3.521	54.000	AVERAGE

Note:

1. All readings above 1GHz are performed with peak and/or average measurements as necessary.
2. Peak measurements: RBW = 1MHz, VBW = 1MHz, Sweep: Auto.
3. Average measurements: RBW = 1MHz, VBW = 10 Hz, Sweep: Auto.
4. " * ", means this data is the worst emission level.
5. Measurement Level = Reading Level + Correct Factor.
6. The average measurement was not performed when the peak measured data under the limit of average detection.

Site : CB4-H	Time : 2017/05/31
Limit : FCC_SpartC_15.209_03M_PK	Margin : 6
Probe : CB4-H_FCC_EFS_B091_1-18GHz_3M_0117 - VERTICAL	Power : AC 120V/60Hz
EUT : Wireless-AC2900 Dual Band Gigabit Router	Note : Mode 2: Tx_ADP: AD890326010-2LF_ MIMO Mode (802.11 n20/40)_ 802.11n(40M)_ 5670MHz

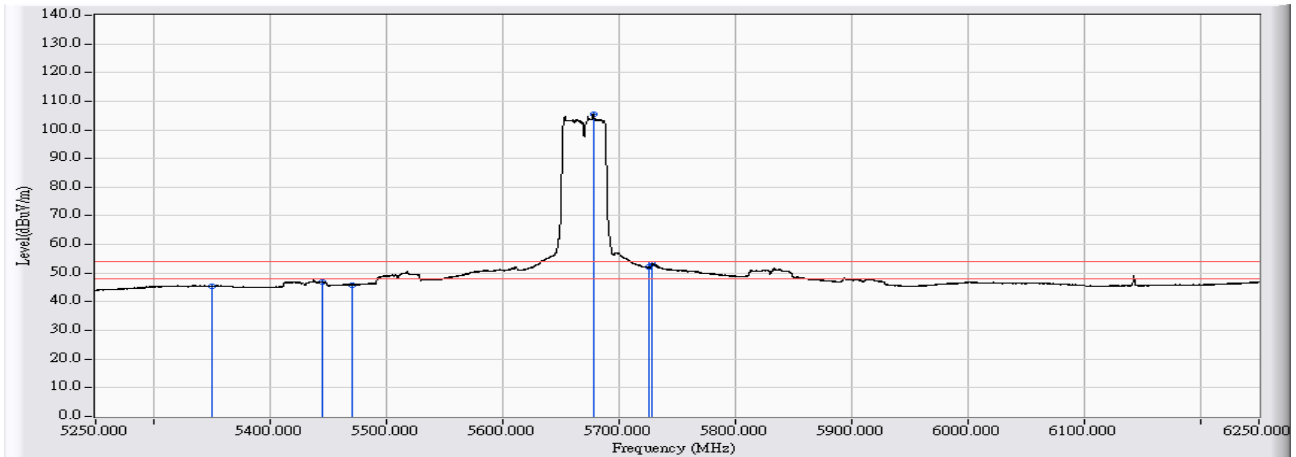


	Frequency (MHz)	Correct Factor (dB)	Reading Level (dBuV)	Measure Level (dBuV/m)	Margin (dB)	Limit (dBuV/m)	Detector Type
1	5350.000	23.806	32.415	56.221	-17.779	74.000	PEAK
2	5436.781	23.927	36.181	60.108	-13.892	74.000	PEAK
3	5470.000	23.973	32.766	56.739	-17.261	74.000	PEAK
4	* 5676.757	24.529	95.077	119.606	--	--	PEAK
5	5725.000	24.662	39.511	64.173	-9.827	74.000	PEAK
6	5727.852	24.669	45.276	69.945	-4.055	74.000	PEAK

Note:

1. All readings above 1GHz are performed with peak and/or average measurements as necessary.
2. Peak measurements: RBW = 1MHz, VBW = 1MHz, Sweep: Auto.
3. Average measurements: RBW = 1MHz, VBW = 10 Hz, Sweep: Auto.
4. “ * ”, means this data is the worst emission level.
5. Measurement Level = Reading Level + Correct Factor.
6. The average measurement was not performed when the peak measured data under the limit of average detection.

Site : CB4-H	Time : 2017/05/31
Limit : FCC_SpartC_15.209_03M_AV	Margin : 6
Probe : CB4-H_FCC_EFS_B091_1-18GHz_3M_0117 - VERTICAL	Power : AC 120V/60Hz
EUT : Wireless-AC2900 Dual Band Gigabit Router	Note : Mode 2: Tx_ADP: AD890326010-2LF_ MIMO Mode (802.11 n20/40)_ 802.11n(40M)_ 5670MHz

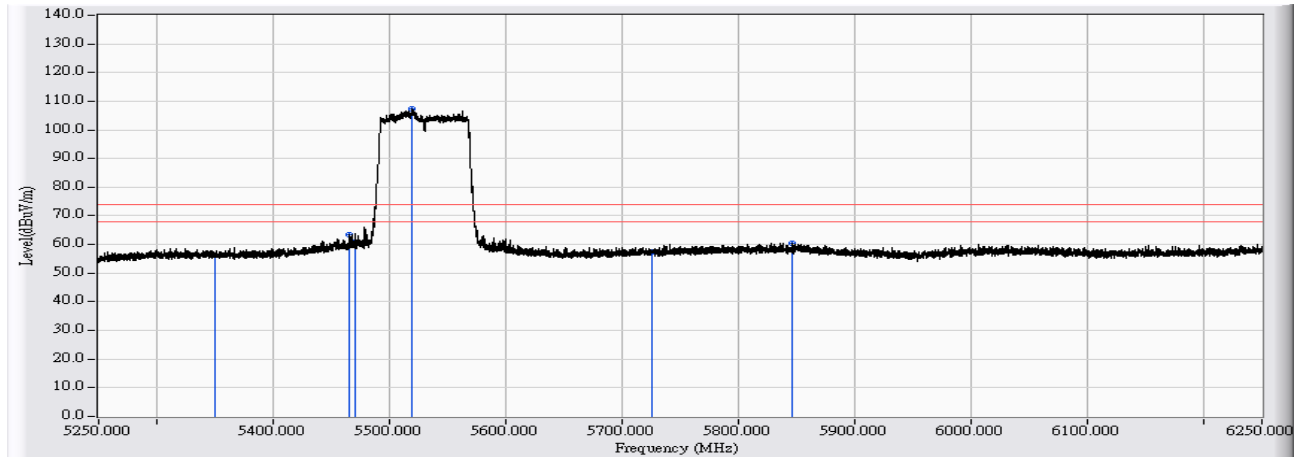


	Frequency (MHz)	Correct Factor (dB)	Reading Level (dBuV)	Measure Level (dBuV/m)	Margin (dB)	Limit (dBuV/m)	Detector Type
1	5350.000	23.806	21.489	45.295	-8.705	54.000	AVERAGE
2	5444.280	23.937	23.050	46.987	-7.013	54.000	AVERAGE
3	5470.000	23.973	21.905	45.878	-8.122	54.000	AVERAGE
4	* 5677.657	24.532	80.963	105.495	--	--	AVERAGE
5	5725.000	24.662	27.402	52.064	-1.936	54.000	AVERAGE
6	5728.752	24.672	28.503	53.174	-0.826	54.000	AVERAGE

Note:

1. All readings above 1GHz are performed with peak and/or average measurements as necessary.
2. Peak measurements: RBW = 1MHz, VBW = 1MHz, Sweep: Auto.
3. Average measurements: RBW = 1MHz, VBW = 10 Hz, Sweep: Auto.
4. “ * ”, means this data is the worst emission level.
5. Measurement Level = Reading Level + Correct Factor.
6. The average measurement was not performed when the peak measured data under the limit of average detection.

Site : CB4-H	Time : 2017/05/31
Limit : FCC_SpartC_15.209_03M_PK	Margin : 6
Probe : CB4-H_FCC_EFS_B091_1-18GHz_3M_0117 - HORIZONTAL	Power : AC 120V/60Hz
EUT : Wireless-AC2900 Dual Band Gigabit Router	Note : Mode 2: Tx_ADP: AD890326010-2LF_ MIMO Mode (802.11 n20/40)_ 802.11ac(80M)_ 5530MHz

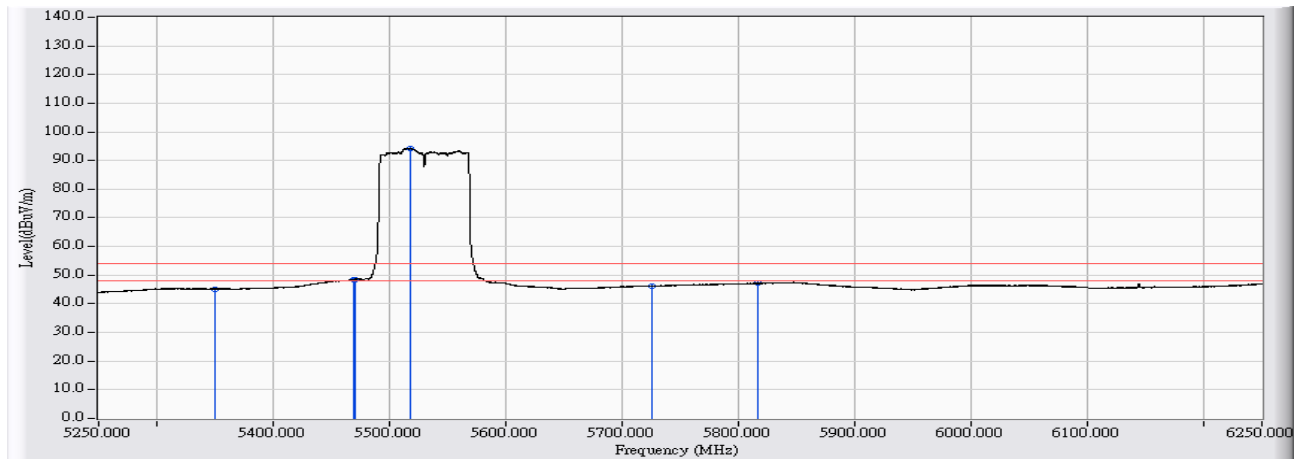


	Frequency (MHz)	Correct Factor (dB)	Reading Level (dBuV)	Measure Level (dBuV/m)	Margin (dB)	Limit (dBuV/m)	Detector Type
1	5350.000	23.806	32.346	56.152	-17.848	74.000	PEAK
2	5465.278	23.965	39.413	63.379	-10.621	74.000	PEAK
3	5470.000	23.973	36.946	60.919	-13.081	74.000	PEAK
4	* 5519.673	24.076	83.288	107.365	--	--	PEAK
5	5725.000	24.662	32.733	57.395	-16.605	74.000	PEAK
6	5846.640	24.992	35.450	60.442	-13.558	74.000	PEAK

Note:

1. All readings above 1GHz are performed with peak and/or average measurements as necessary.
2. Peak measurements: RBW = 1MHz, VBW = 1MHz, Sweep: Auto.
3. Average measurements: RBW = 1MHz, VBW = 10 Hz, Sweep: Auto.
4. “ * ”, means this data is the worst emission level.
5. Measurement Level = Reading Level + Correct Factor.
6. The average measurement was not performed when the peak measured data under the limit of average detection.

Site : CB4-H	Time : 2017/05/31
Limit : FCC_SpartC_15.209_03M_AV	Margin : 6
Probe : CB4-H_FCC_EFS_B091_1-18GHz_3M_0117 - HORIZONTAL	Power : AC 120V/60Hz
EUT : Wireless-AC2900 Dual Band Gigabit Router	Note : Mode 2: Tx_ADP: AD890326010-2LF_ MIMO Mode (802.11 n20/40)_ 802.11ac(80M)_ 5530MHz

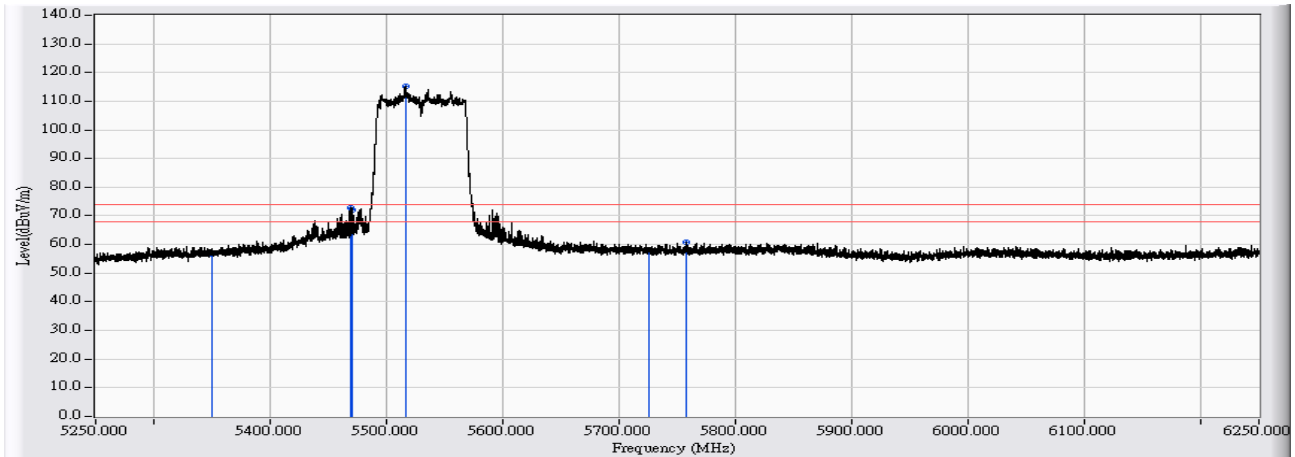


	Frequency (MHz)	Correct Factor (dB)	Reading Level (dBuV)	Measure Level (dBuV/m)	Margin (dB)	Limit (dBuV/m)	Detector Type
1	5350.000	23.806	21.363	45.169	-8.831	54.000	AVERAGE
2	5469.678	23.973	24.473	48.446	-5.554	54.000	AVERAGE
3	5470.000	23.973	24.457	48.430	-5.570	54.000	AVERAGE
4	* 5517.373	24.069	70.116	94.186	--	--	AVERAGE
5	5725.000	24.662	21.553	46.215	-7.785	54.000	AVERAGE
6	5816.043	24.885	22.298	47.183	-6.817	54.000	AVERAGE

Note:

1. All readings above 1GHz are performed with peak and/or average measurements as necessary.
2. Peak measurements: RBW = 1MHz, VBW = 1MHz, Sweep: Auto.
3. Average measurements: RBW = 1MHz, VBW = 10 Hz, Sweep: Auto.
4. " * ", means this data is the worst emission level.
5. Measurement Level = Reading Level + Correct Factor.
6. The average measurement was not performed when the peak measured data under the limit of average detection.

Site : CB4-H	Time : 2017/05/30
Limit : FCC_SpartC_15.209_03M_PK	Margin : 6
Probe : CB4-H_FCC_EFS_B091_1-18GHz_3M_0117 - VERTICAL	Power : AC 120V/60Hz
EUT : Wireless-AC2900 Dual Band Gigabit Router	Note : Mode 2: Tx_ADP: AD890326010-2LF_ MIMO Mode (802.11 n20/40)_ 802.11ac(80M)_ 5530MHz

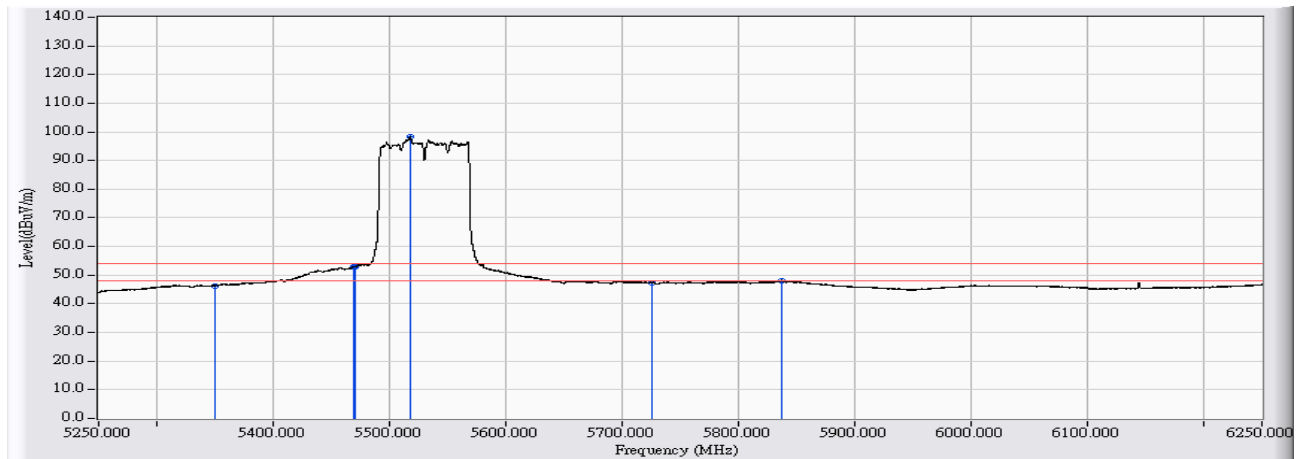


	Frequency (MHz)	Correct Factor (dB)	Reading Level (dBuV)	Measure Level (dBuV/m)	Margin (dB)	Limit (dBuV/m)	Detector Type
1	5350.000	23.806	32.822	56.628	-17.372	74.000	PEAK
2	5469.678	23.973	48.655	72.628	-1.372	74.000	PEAK
3	5470.000	23.973	48.229	72.202	-1.798	74.000	PEAK
4	* 5516.273	24.067	91.168	115.235	--	--	PEAK
5	5725.000	24.662	33.627	58.289	-15.711	74.000	PEAK
6	5757.449	24.740	35.912	60.652	-13.348	74.000	PEAK

Note:

1. All readings above 1GHz are performed with peak and/or average measurements as necessary.
2. Peak measurements: RBW = 1MHz, VBW = 1MHz, Sweep: Auto.
3. Average measurements: RBW = 1MHz, VBW = 10 Hz, Sweep: Auto.
4. " * ", means this data is the worst emission level.
5. Measurement Level = Reading Level + Correct Factor.
6. The average measurement was not performed when the peak measured data under the limit of average detection.

Site : CB4-H	Time : 2017/05/30
Limit : FCC_SpartC_15.209_03M_AV	Margin : 6
Probe : CB4-H_FCC_EFS_B091_1-18GHz_3M_0117 - VERTICAL	Power : AC 120V/60Hz
EUT : Wireless-AC2900 Dual Band Gigabit Router	Note : Mode 2: Tx_ADP: AD890326010-2LF_ MIMO Mode (802.11 n20/40)_ 802.11ac(80M)_ 5530MHz

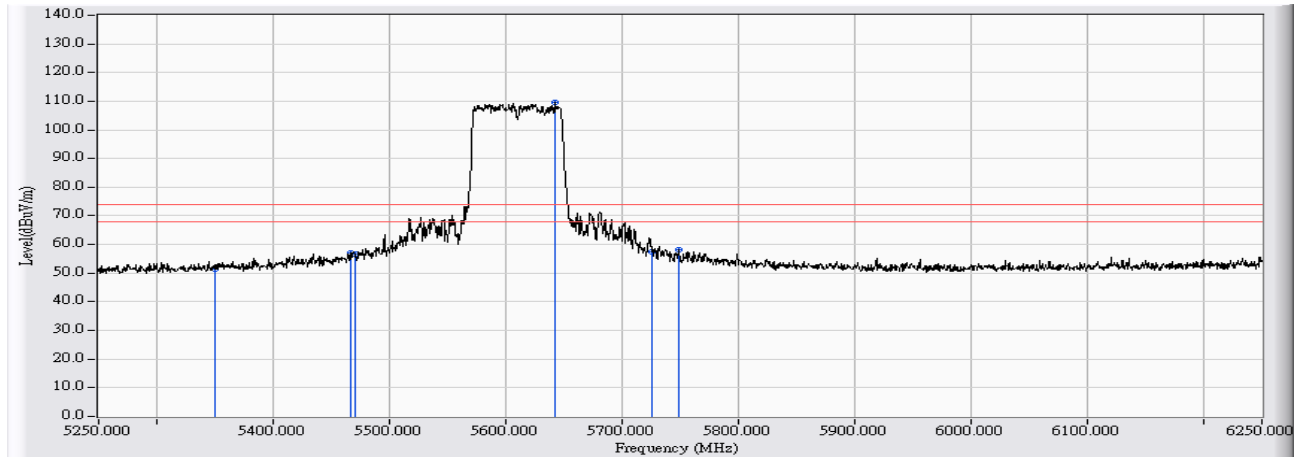


	Frequency (MHz)	Correct Factor (dB)	Reading Level (dBuV)	Measure Level (dBuV/m)	Margin (dB)	Limit (dBuV/m)	Detector Type
1	5350.000	23.806	22.478	46.284	-7.716	54.000	AVERAGE
2	5469.478	23.972	29.015	52.987	-1.013	54.000	AVERAGE
3	5470.000	23.973	28.975	52.948	-1.052	54.000	AVERAGE
4	* 5517.773	24.071	74.161	98.232	--	--	AVERAGE
5	5725.000	24.662	22.627	47.289	-6.711	54.000	AVERAGE
6	5836.641	24.957	23.211	48.168	-5.832	54.000	AVERAGE

Note:

1. All readings above 1GHz are performed with peak and/or average measurements as necessary.
2. Peak measurements: RBW = 1MHz, VBW = 1MHz, Sweep: Auto.
3. Average measurements: RBW = 1MHz, VBW = 10 Hz, Sweep: Auto.
4. " * ", means this data is the worst emission level.
5. Measurement Level = Reading Level + Correct Factor.
6. The average measurement was not performed when the peak measured data under the limit of average detection.

Site : CB4-H	Time : 2017/06/19
Limit : FCC_SpartC_15.209_03M_PK	Margin : 6
Probe : CB4-H_FCC_EFS_B091_1-18GHz_3M_0117 - HORIZONTAL	Power : AC 120V/60Hz
EUT : Wireless-AC2900 Dual Band Gigabit Router	Note : Mode 2: Tx_ADP: AD890326010-2LF_ MIMO Mode (802.11 n20/40)_ 802.11ac(80M)_ 5610MHz

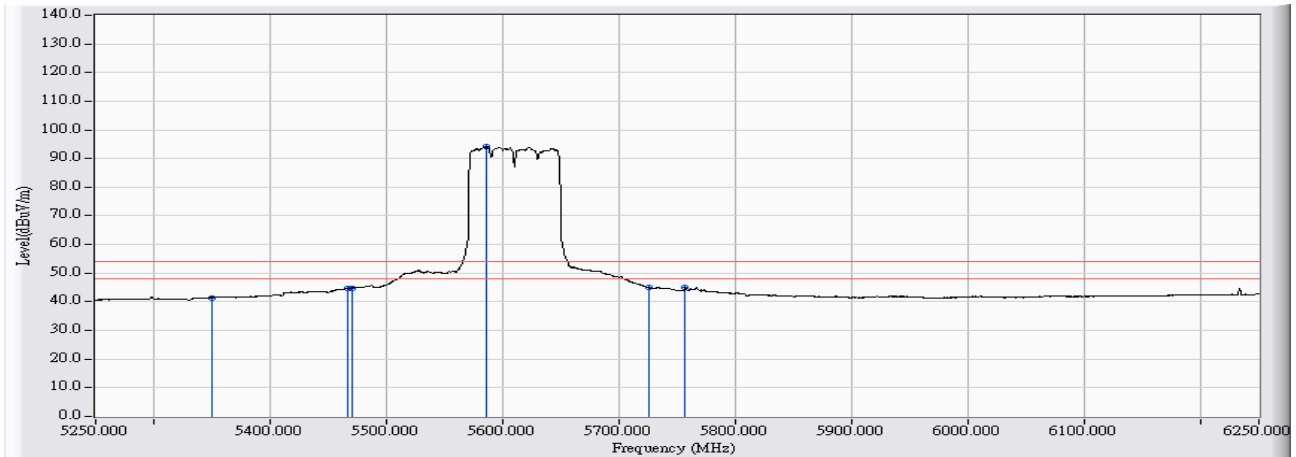


	Frequency (MHz)	Correct Factor (dB)	Reading Level (dBuV)	Measure Level (dBuV/m)	Margin (dB)	Limit (dBuV/m)	Detector Type
1	5350.000	23.806	27.758	51.564	-22.436	74.000	PEAK
2	5466.500	23.968	33.132	57.100	-16.900	74.000	PEAK
3	5470.000	23.973	32.828	56.801	-17.199	74.000	PEAK
4	* 5642.500	24.435	85.108	109.542	--	--	PEAK
5	5725.000	24.662	32.737	57.399	-16.601	74.000	PEAK
6	5748.500	24.719	33.425	58.144	-15.856	74.000	PEAK

Note:

1. All readings above 1GHz are performed with peak and/or average measurements as necessary.
2. Peak measurements: RBW = 1MHz, VBW = 1MHz, Sweep: Auto.
3. Average measurements: RBW = 1MHz, VBW = 10 Hz, Sweep: Auto.
4. " * ", means this data is the worst emission level.
5. Measurement Level = Reading Level + Correct Factor.
6. The average measurement was not performed when the peak measured data under the limit of average detection.

Site : CB4-H	Time : 2017/06/19
Limit : FCC_SpartC_15.209_03M_AV	Margin : 6
Probe : CB4-H_FCC_EFS_B091_1-18GHz_3M_0117 - HORIZONTAL	Power : AC 120V/60Hz
EUT : Wireless-AC2900 Dual Band Gigabit Router	Note : Mode 2: Tx_ADP: AD890326010-2LF_ MIMO Mode (802.11 n20/40)_ 802.11ac(80M)_ 5610MHz

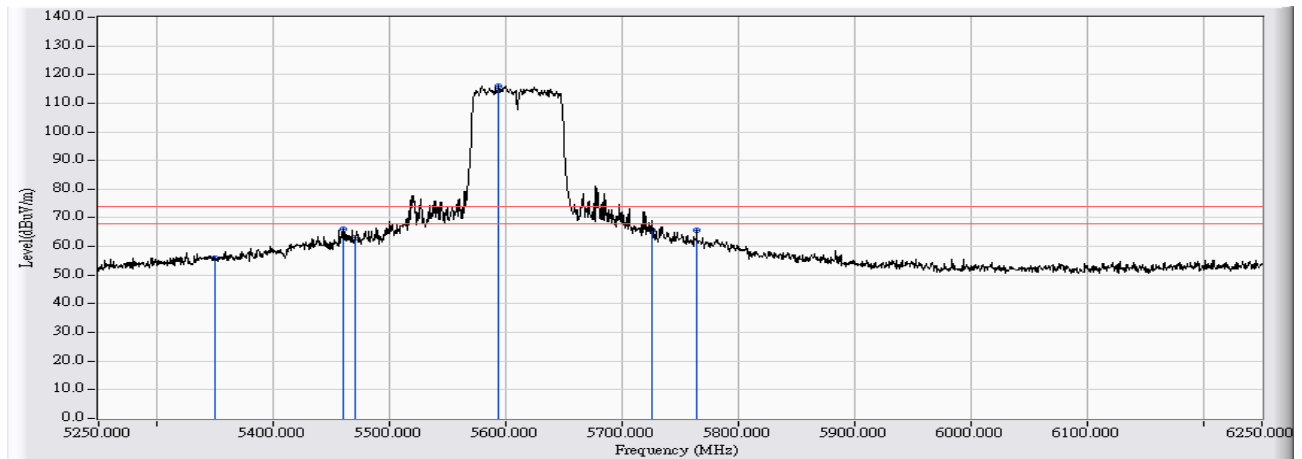


	Frequency (MHz)	Correct Factor (dB)	Reading Level (dBuV)	Measure Level (dBuV/m)	Margin (dB)	Limit (dBuV/m)	Detector Type
1	5350.000	23.806	17.622	41.428	-12.572	54.000	AVERAGE
2	5466.500	23.968	20.645	44.613	-9.387	54.000	AVERAGE
3	5470.000	23.973	20.853	44.826	-9.174	54.000	AVERAGE
4	* 5586.500	24.273	70.044	94.317	--	--	AVERAGE
5	5725.000	24.662	20.294	44.956	-9.044	54.000	AVERAGE
6	5757.000	24.740	20.209	44.948	-9.052	54.000	AVERAGE

Note:

1. All readings above 1GHz are performed with peak and/or average measurements as necessary.
2. Peak measurements: RBW = 1MHz, VBW = 1MHz, Sweep: Auto.
3. Average measurements: RBW = 1MHz, VBW = 10 Hz, Sweep: Auto.
4. " * ", means this data is the worst emission level.
5. Measurement Level = Reading Level + Correct Factor.
6. The average measurement was not performed when the peak measured data under the limit of average detection.

Site : CB4-H	Time : 2017/06/19
Limit : FCC_SpartC_15.209_03M_PK	Margin : 6
Probe : CB4-H_FCC_EFS_B091_1-18GHz_3M_0117 - VERTICAL	Power : AC 120V/60Hz
EUT : Wireless-AC2900 Dual Band Gigabit Router	Note : Mode 2: Tx_ADP: AD890326010-2LF_ MIMO Mode (802.11 n20/40)_ 802.11ac(80M)_ 5610MHz

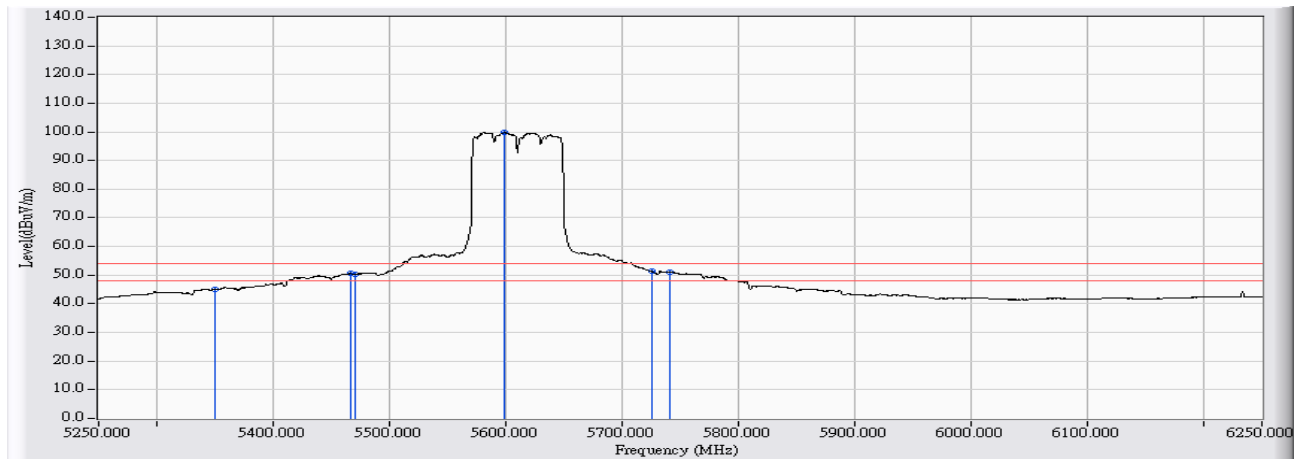


	Frequency (MHz)	Correct Factor (dB)	Reading Level (dBuV)	Measure Level (dBuV/m)	Margin (dB)	Limit (dBuV/m)	Detector Type
1	5350.000	23.806	32.073	55.879	-18.121	74.000	PEAK
2	5460.500	23.960	41.944	65.903	-8.097	74.000	PEAK
3	5470.000	23.973	39.222	63.195	-10.805	74.000	PEAK
4	* 5594.000	24.295	91.640	115.935	--	--	PEAK
5	5725.000	24.662	40.868	65.530	-8.470	74.000	PEAK
6	5764.000	24.756	40.915	65.671	-8.329	74.000	PEAK

Note:

1. All readings above 1GHz are performed with peak and/or average measurements as necessary.
2. Peak measurements: RBW = 1MHz, VBW = 1MHz, Sweep: Auto.
3. Average measurements: RBW = 1MHz, VBW = 10 Hz, Sweep: Auto.
4. " * ", means this data is the worst emission level.
5. Measurement Level = Reading Level + Correct Factor.
6. The average measurement was not performed when the peak measured data under the limit of average detection.

Site : CB4-H	Time : 2017/06/19
Limit : FCC_SpartC_15.209_03M_AV	Margin : 6
Probe : CB4-H_FCC_EFS_B091_1-18GHz_3M_0117 - VERTICAL	Power : AC 120V/60Hz
EUT : Wireless-AC2900 Dual Band Gigabit Router	Note : Mode 2: Tx_ADP: AD890326010-2LF_ MIMO Mode (802.11 n20/40)_ 802.11ac(80M)_ 5610MHz

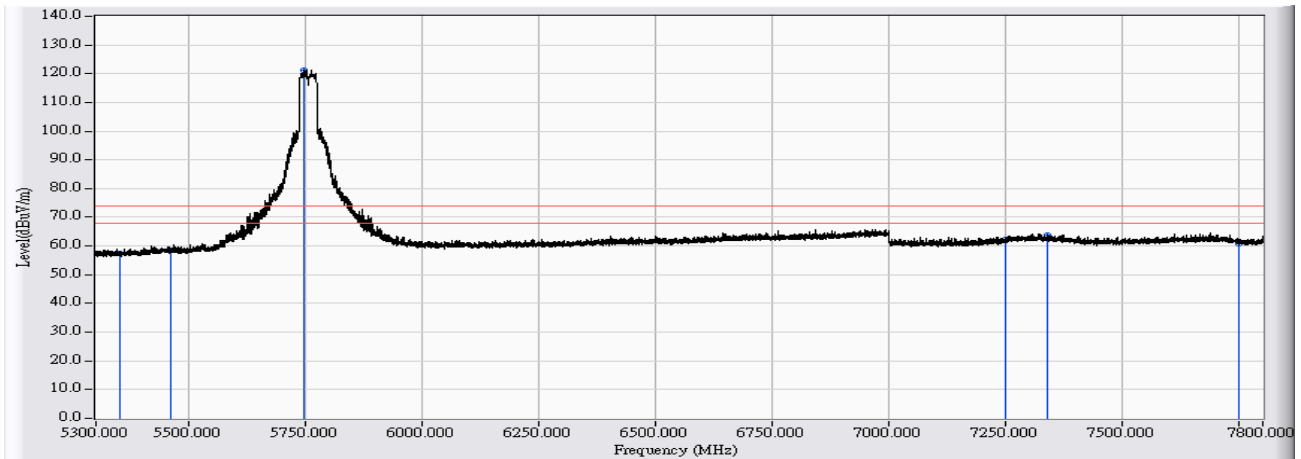


	Frequency (MHz)	Correct Factor (dB)	Reading Level (dBuV)	Measure Level (dBuV/m)	Margin (dB)	Limit (dBuV/m)	Detector Type
1	5350.000	23.806	21.188	44.994	-9.006	54.000	AVERAGE
2	5466.500	23.968	26.604	50.572	-3.428	54.000	AVERAGE
3	5470.000	23.973	26.377	50.350	-3.650	54.000	AVERAGE
4	* 5599.000	24.309	75.698	100.007	--	--	AVERAGE
5	5725.000	24.662	26.595	51.257	-2.743	54.000	AVERAGE
6	5740.500	24.700	26.371	51.071	-2.929	54.000	AVERAGE

Note:

1. All readings above 1GHz are performed with peak and/or average measurements as necessary.
2. Peak measurements: RBW = 1MHz, VBW = 1MHz, Sweep: Auto.
3. Average measurements: RBW = 1MHz, VBW = 10 Hz, Sweep: Auto.
4. “ * ”, means this data is the worst emission level.
5. Measurement Level = Reading Level + Correct Factor.
6. The average measurement was not performed when the peak measured data under the limit of average detection.

Site : CB4-H	Time : 2017/02/22
Limit : FCC_SpartC_15.209_03M_PK	Margin : 6
Probe : CB4-H_FCC_EFS_B091_1-18GHz_3M_0117 - HORIZONTAL	Power : AC 120V/60Hz
EUT : Wireless-AC2900 Dual Band Gigabit Router	Note : Mode 2: Tx_ADP: AD890326010-2LF_ MIMO Mode (802.11 n20/40)_ 802.11n(40M))_5755MHz

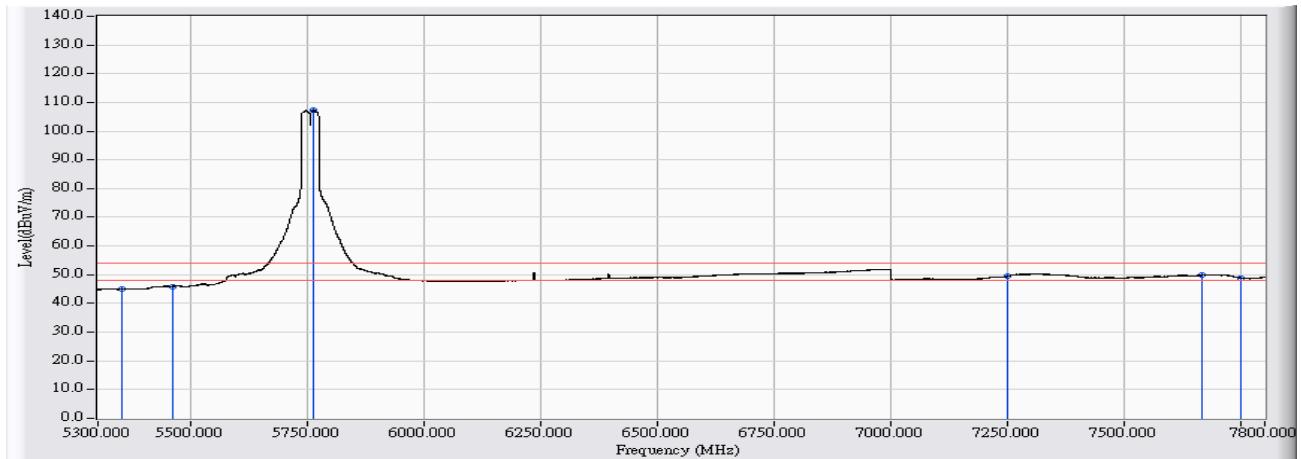


	Frequency (MHz)	Correct Factor (dB)	Reading Level (dBuV)	Measure Level (dBuV/m)	Margin (dB)	Limit (dBuV/m)	Detector Type
1	5350.000	24.342	33.207	57.549	-16.451	74.000	PEAK
2	5460.000	24.289	34.098	58.387	-15.613	74.000	PEAK
3	5744.955	25.036	96.338	121.373	--	--	PEAK
4	7250.000	30.207	31.989	62.195	-11.805	74.000	PEAK
5	* 7337.546	30.488	33.417	63.905	-10.095	74.000	PEAK
6	7750.000	31.338	29.413	60.752	-13.248	74.000	PEAK

Note:

1. All readings above 1GHz are performed with peak and/or average measurements as necessary.
2. Peak measurements: RBW = 1MHz, VBW = 1MHz, Sweep: Auto.
3. Average measurements: RBW = 1MHz, VBW = 10 Hz, Sweep: Auto.
4. “ * ”, means this data is the worst emission level.
5. Measurement Level = Reading Level + Correct Factor.
6. The average measurement was not performed when the peak measured data under the limit of average detection.

Site : CB4-H	Time : 2017/02/22
Limit : FCC_SpartC_15.209_03M_AV	Margin : 6
Probe : CB4-H_FCC_EFS_B091_1-18GHz_3M_0117 - HORIZONTAL	Power : AC 120V/60Hz
EUT : Wireless-AC2900 Dual Band Gigabit Router	Note : Mode 2: Tx_ADP: AD890326010-2LF_ MIMO Mode (802.11 n20/40)_ 802.11n(40M))_5755MHz

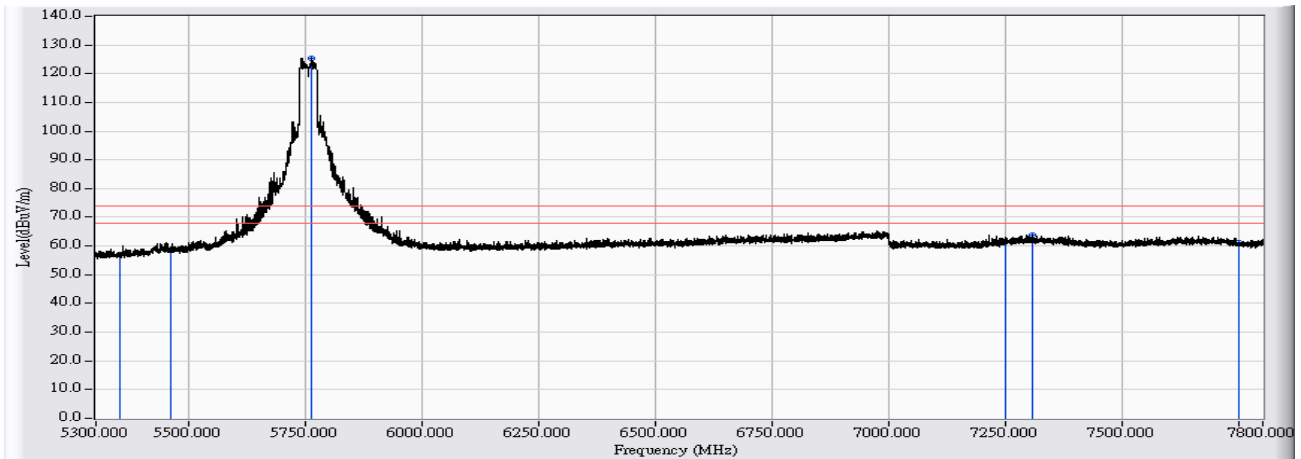


	Frequency (MHz)	Correct Factor (dB)	Reading Level (dBuV)	Measure Level (dBuV/m)	Margin (dB)	Limit (dBuV/m)	Detector Type
1	5350.000	24.342	20.534	44.876	-9.124	54.000	AVERAGE
2	5460.000	24.289	21.657	45.946	-8.054	54.000	AVERAGE
3	5762.454	25.062	82.321	107.383	--	--	AVERAGE
4	7250.000	30.207	19.382	49.588	-4.412	54.000	AVERAGE
5	* 7665.264	31.227	18.652	49.879	-4.121	54.000	AVERAGE
6	7750.000	31.338	17.488	48.827	-5.173	54.000	AVERAGE

Note:

1. All readings above 1GHz are performed with peak and/or average measurements as necessary.
2. Peak measurements: RBW = 1MHz, VBW = 1MHz, Sweep: Auto.
3. Average measurements: RBW = 1MHz, VBW = 10 Hz, Sweep: Auto.
4. “ * ”, means this data is the worst emission level.
5. Measurement Level = Reading Level + Correct Factor.
6. The average measurement was not performed when the peak measured data under the limit of average detection.

Site : CB4-H	Time : 2017/02/22
Limit : FCC_SpartC_15.209_03M_PK	Margin : 6
Probe : CB4-H_FCC_EFS_B091_1-18GHz_3M_0117 - VERTICAL	Power : AC 120V/60Hz
EUT : Wireless-AC2900 Dual Band Gigabit Router	Note : Mode 2: Tx_ADP: AD890326010-2LF_ MIMO Mode (802.11 n20/40)_ 802.11n(40M))_5755MHz

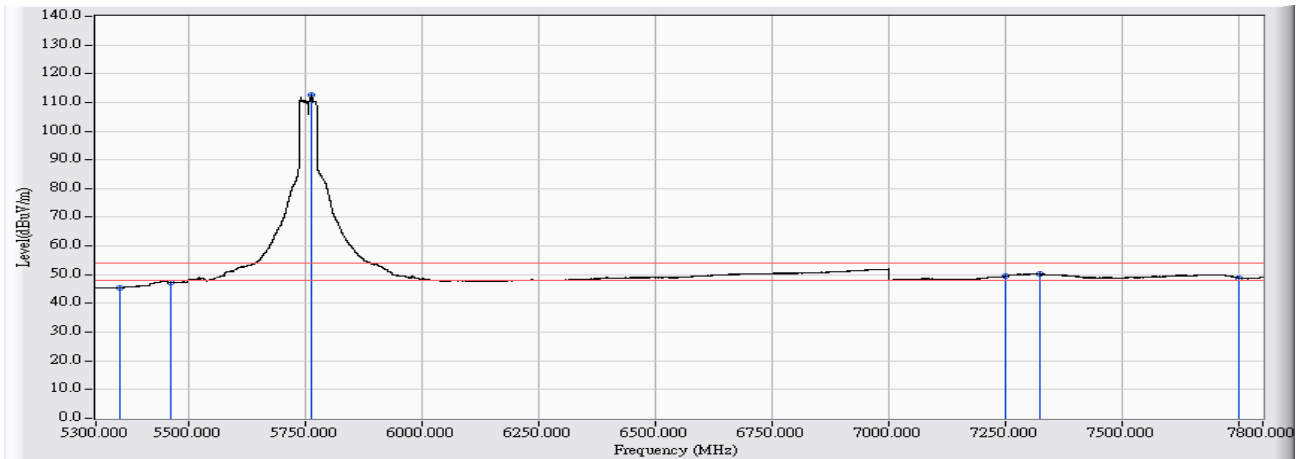


	Frequency (MHz)	Correct Factor (dB)	Reading Level (dBuV)	Measure Level (dBuV/m)	Margin (dB)	Limit (dBuV/m)	Detector Type
1	5350.000	24.342	32.628	56.970	-17.030	74.000	PEAK
2	5460.000	24.289	34.346	58.635	-15.365	74.000	PEAK
3	5760.454	25.060	100.239	125.298	--	--	PEAK
4	7250.000	30.207	31.190	61.396	-12.604	74.000	PEAK
5	* 7305.049	30.383	33.553	63.936	-10.064	74.000	PEAK
6	7750.000	31.338	30.014	61.353	-12.647	74.000	PEAK

Note:

1. All readings above 1GHz are performed with peak and/or average measurements as necessary.
2. Peak measurements: RBW = 1MHz, VBW = 1MHz, Sweep: Auto.
3. Average measurements: RBW = 1MHz, VBW = 10 Hz, Sweep: Auto.
4. “ * ”, means this data is the worst emission level.
5. Measurement Level = Reading Level + Correct Factor.
6. The average measurement was not performed when the peak measured data under the limit of average detection.

Site : CB4-H	Time : 2017/02/22
Limit : FCC_SpartC_15.209_03M_AV	Margin : 6
Probe : CB4-H_FCC_EFS_B091_1-18GHz_3M_0117 - VERTICAL	Power : AC 120V/60Hz
EUT : Wireless-AC2900 Dual Band Gigabit Router	Note : Mode 2: Tx_ADP: AD890326010-2LF_ MIMO Mode (802.11 n20/40)_ 802.11n(40M))_5755MHz

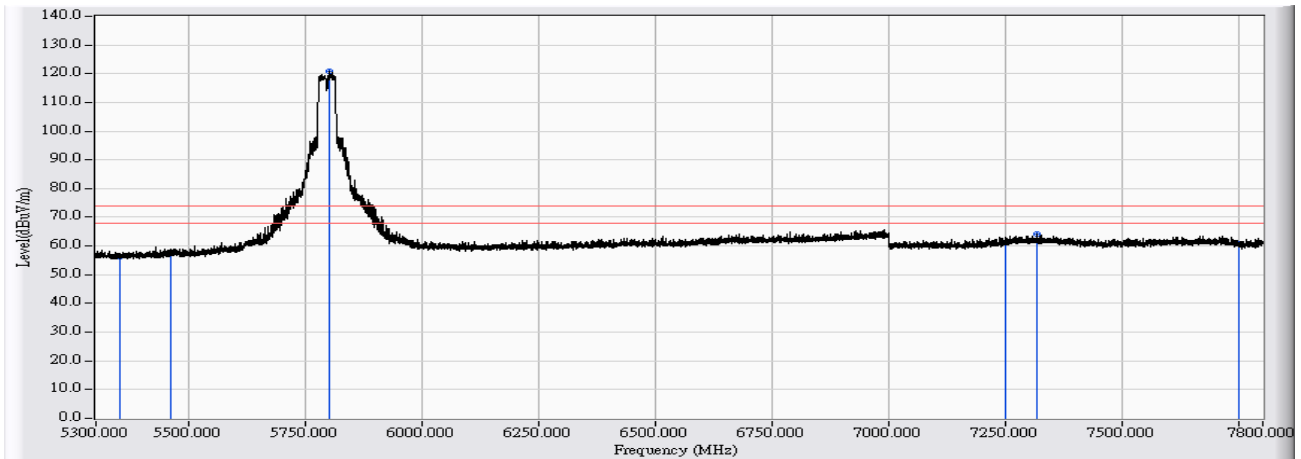


	Frequency (MHz)	Correct Factor (dB)	Reading Level (dBuV)	Measure Level (dBuV/m)	Margin (dB)	Limit (dBuV/m)	Detector Type
1	5350.000	24.342	21.094	45.436	-8.564	54.000	AVERAGE
2	5460.000	24.289	22.997	47.286	-6.714	54.000	AVERAGE
3	5762.704	25.063	87.605	112.668	--	--	AVERAGE
4	7250.000	30.207	19.378	49.584	-4.416	54.000	AVERAGE
5	* 7321.048	30.435	19.754	50.189	-3.811	54.000	AVERAGE
6	7750.000	31.338	17.548	48.887	-5.113	54.000	AVERAGE

Note:

1. All readings above 1GHz are performed with peak and/or average measurements as necessary.
2. Peak measurements: RBW = 1MHz, VBW = 1MHz, Sweep: Auto.
3. Average measurements: RBW = 1MHz, VBW = 10 Hz, Sweep: Auto.
4. “ * ”, means this data is the worst emission level.
5. Measurement Level = Reading Level + Correct Factor.
6. The average measurement was not performed when the peak measured data under the limit of average detection.

Site : CB4-H	Time : 2017/02/22
Limit : FCC_SpartC_15.209_03M_PK	Margin : 6
Probe : CB4-H_FCC_EFS_B091_1-18GHz_3M_0117 - HORIZONTAL	Power : AC 120V/60Hz
EUT : Wireless-AC2900 Dual Band Gigabit Router	Note : Mode 2: Tx_ADP: AD890326010-2LF_ MIMO Mode (802.11 n20/40)_ 802.11n(40M))_5795MHz

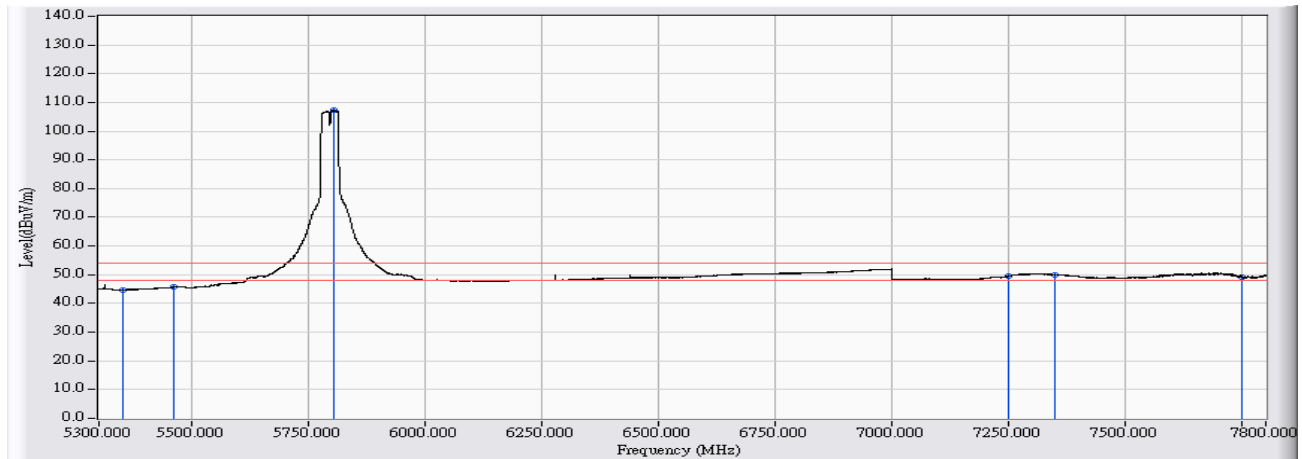


	Frequency (MHz)	Correct Factor (dB)	Reading Level (dBuV)	Measure Level (dBuV/m)	Margin (dB)	Limit (dBuV/m)	Detector Type
1	5350.000	24.342	31.985	56.327	-17.673	74.000	PEAK
2	5460.000	24.289	33.063	57.352	-16.648	74.000	PEAK
3	5799.950	25.119	95.681	120.801	--	--	PEAK
4	7250.000	30.207	31.062	61.268	-12.732	74.000	PEAK
5	* 7316.798	30.422	33.687	64.108	-9.892	74.000	PEAK
6	7750.000	31.338	29.296	60.635	-13.365	74.000	PEAK

Note:

1. All readings above 1GHz are performed with peak and/or average measurements as necessary.
2. Peak measurements: RBW = 1MHz, VBW = 1MHz, Sweep: Auto.
3. Average measurements: RBW = 1MHz, VBW = 10 Hz, Sweep: Auto.
4. “ * ”, means this data is the worst emission level.
5. Measurement Level = Reading Level + Correct Factor.
6. The average measurement was not performed when the peak measured data under the limit of average detection.

Site : CB4-H	Time : 2017/02/22
Limit : FCC_SpartC_15.209_03M_AV	Margin : 6
Probe : CB4-H_FCC_EFS_B091_1-18GHz_3M_0117 - HORIZONTAL	Power : AC 120V/60Hz
EUT : Wireless-AC2900 Dual Band Gigabit Router	Note : Mode 2: Tx_ADP: AD890326010-2LF_ MIMO Mode (802.11 n20/40)_ 802.11n(40M))_5795MHz

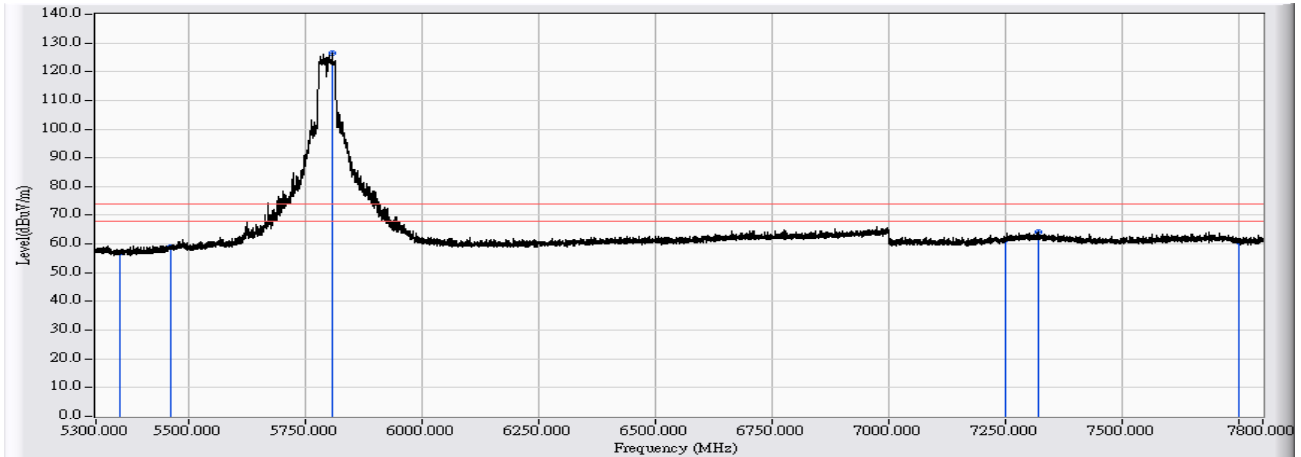


	Frequency (MHz)	Correct Factor (dB)	Reading Level (dBuV)	Measure Level (dBuV/m)	Margin (dB)	Limit (dBuV/m)	Detector Type
1	5350.000	24.342	20.358	44.700	-9.300	54.000	AVERAGE
2	5460.000	24.289	21.470	45.759	-8.241	54.000	AVERAGE
3	5802.700	25.125	82.357	107.481	--	--	AVERAGE
4	7250.000	30.207	19.425	49.631	-4.369	54.000	AVERAGE
5	* 7346.545	30.517	19.466	49.983	-4.017	54.000	AVERAGE
6	7750.000	31.338	17.769	49.108	-4.892	54.000	AVERAGE

Note:

1. All readings above 1GHz are performed with peak and/or average measurements as necessary.
2. Peak measurements: RBW = 1MHz, VBW = 1MHz, Sweep: Auto.
3. Average measurements: RBW = 1MHz, VBW = 10 Hz, Sweep: Auto.
4. “ * ”, means this data is the worst emission level.
5. Measurement Level = Reading Level + Correct Factor.
6. The average measurement was not performed when the peak measured data under the limit of average detection.

Site : CB4-H	Time : 2017/02/22
Limit : FCC_SpartC_15.209_03M_PK	Margin : 6
Probe : CB4-H_FCC_EFS_B091_1-18GHz_3M_0117 - VERTICAL	Power : AC 120V/60Hz
EUT : Wireless-AC2900 Dual Band Gigabit Router	Note : Mode 2: Tx_ADP: AD890326010-2LF_ MIMO Mode (802.11 n20/40)_ 802.11n(40M))_5795MHz

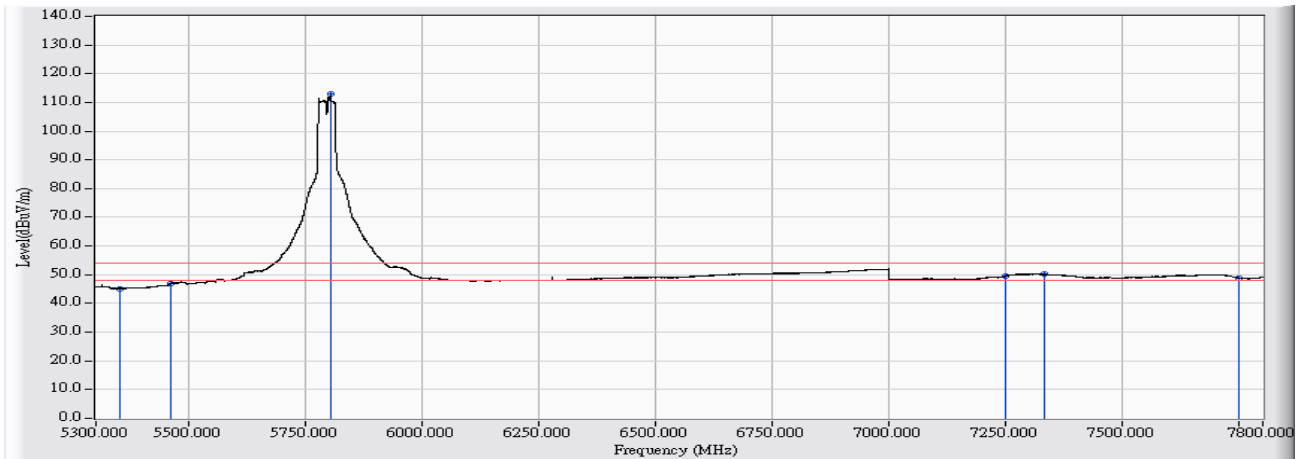


	Frequency (MHz)	Correct Factor (dB)	Reading Level (dBuV)	Measure Level (dBuV/m)	Margin (dB)	Limit (dBuV/m)	Detector Type
1	5350.000	24.342	32.660	57.002	-16.998	74.000	PEAK
2	5460.000	24.289	34.684	58.973	-15.027	74.000	PEAK
3	5807.449	25.132	101.328	126.461	--	--	PEAK
4	7250.000	30.207	31.347	61.553	-12.447	74.000	PEAK
5	* 7319.048	30.428	33.646	64.074	-9.926	74.000	PEAK
6	7750.000	31.338	29.366	60.705	-13.295	74.000	PEAK

Note:

1. All readings above 1GHz are performed with peak and/or average measurements as necessary.
2. Peak measurements: RBW = 1MHz, VBW = 1MHz, Sweep: Auto.
3. Average measurements: RBW = 1MHz, VBW = 10 Hz, Sweep: Auto.
4. “ * ”, means this data is the worst emission level.
5. Measurement Level = Reading Level + Correct Factor.
6. The average measurement was not performed when the peak measured data under the limit of average detection.

Site : CB4-H	Time : 2017/02/22
Limit : FCC_SpartC_15.209_03M_AV	Margin : 6
Probe : CB4-H_FCC_EFS_B091_1-18GHz_3M_0117 - VERTICAL	Power : AC 120V/60Hz
EUT : Wireless-AC2900 Dual Band Gigabit Router	Note : Mode 2: Tx_ADP: AD890326010-2LF_ MIMO Mode (802.11 n20/40)_ 802.11n(40M))_5795MHz

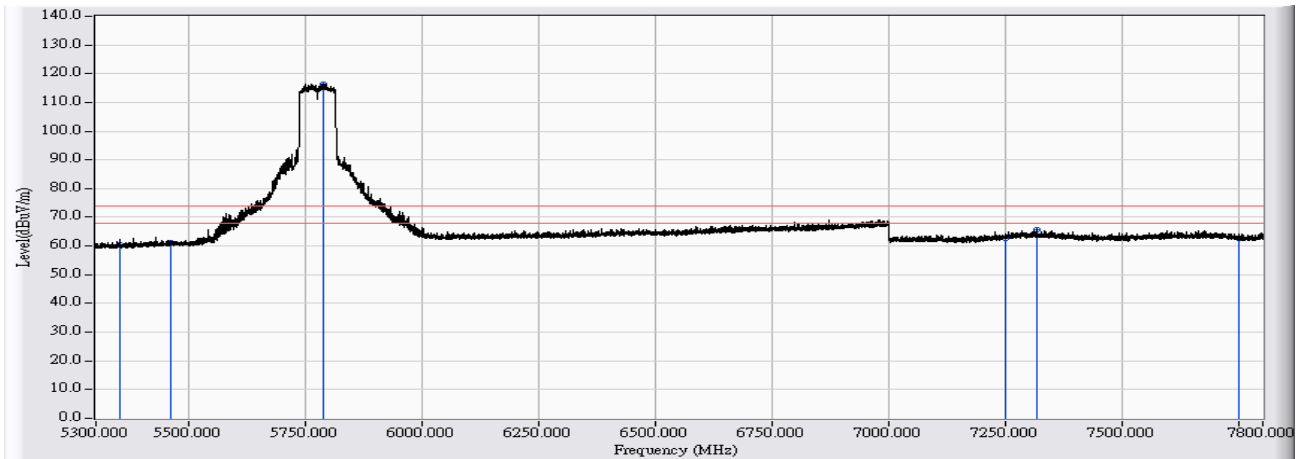


		Frequency (MHz)	Correct Factor (dB)	Reading Level (dBuV)	Measure Level (dBuV/m)	Margin (dB)	Limit (dBuV/m)	Detector Type
1		5350.000	24.342	20.847	45.189	-8.811	54.000	AVERAGE
2		5460.000	24.289	22.660	46.949	-7.051	54.000	AVERAGE
3		5802.700	25.125	87.952	113.076	--	--	AVERAGE
4		7250.000	30.207	19.392	49.598	-4.402	54.000	AVERAGE
5	*	7330.547	30.465	19.645	50.110	-3.890	54.000	AVERAGE
6		7750.000	31.338	17.532	48.871	-5.129	54.000	AVERAGE

Note:

1. All readings above 1GHz are performed with peak and/or average measurements as necessary.
2. Peak measurements: RBW = 1MHz, VBW = 1MHz, Sweep: Auto.
3. Average measurements: RBW = 1MHz, VBW = 10 Hz, Sweep: Auto.
4. “ * ”, means this data is the worst emission level.
5. Measurement Level = Reading Level + Correct Factor.
6. The average measurement was not performed when the peak measured data under the limit of average detection.

Site : CB4-H	Time : 2017/02/22
Limit : FCC_SpartC_15.209_03M_PK	Margin : 6
Probe : CB4-H_FCC_EFS_B091_1-18GHz_3M_0117 - HORIZONTAL	Power : AC 120V/60Hz
EUT : Wireless-AC2900 Dual Band Gigabit Router	Note : Mode 2: Tx_ADP: AD890326010-2LF_ MIMO Mode (802.11 n20/40)_ 802.11ac(80M)_ 5775MHz

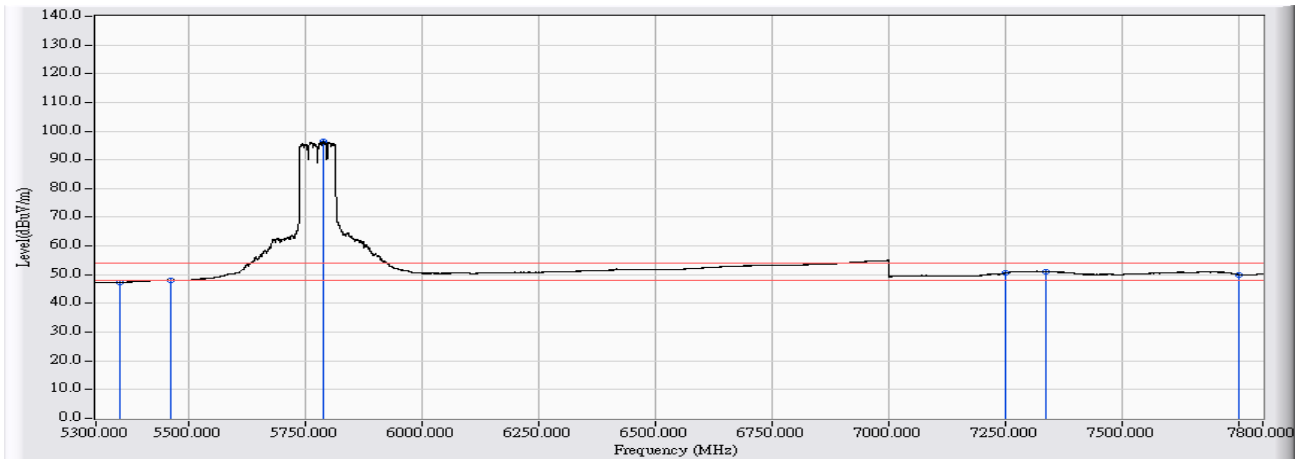


	Frequency (MHz)	Correct Factor (dB)	Reading Level (dBuV)	Measure Level (dBuV/m)	Margin (dB)	Limit (dBuV/m)	Detector Type
1	5350.000	24.342	35.949	60.291	-13.709	74.000	PEAK
2	5460.000	24.289	36.937	61.226	-12.774	74.000	PEAK
3	5788.451	25.102	91.321	116.423	--	--	PEAK
4	7250.000	30.207	32.457	62.663	-11.337	74.000	PEAK
5	* 7314.798	30.414	35.453	65.868	-8.132	74.000	PEAK
6	7750.000	31.338	31.226	62.565	-11.435	74.000	PEAK

Note:

1. All readings above 1GHz are performed with peak and/or average measurements as necessary.
2. Peak measurements: RBW = 1MHz, VBW = 1MHz, Sweep: Auto.
3. Average measurements: RBW = 1MHz, VBW = 10 Hz, Sweep: Auto.
4. “ * ”, means this data is the worst emission level.
5. Measurement Level = Reading Level + Correct Factor.
6. The average measurement was not performed when the peak measured data under the limit of average detection.

Site : CB4-H	Time : 2017/02/22
Limit : FCC_SpartC_15.209_03M_AV	Margin : 6
Probe : CB4-H_FCC_EFS_B091_1-18GHz_3M_0117 - HORIZONTAL	Power : AC 120V/60Hz
EUT : Wireless-AC2900 Dual Band Gigabit Router	Note : Mode 2: Tx_ADP: AD890326010-2LF_ MIMO Mode (802.11 n20/40)_ 802.11ac(80M)_ 5775MHz

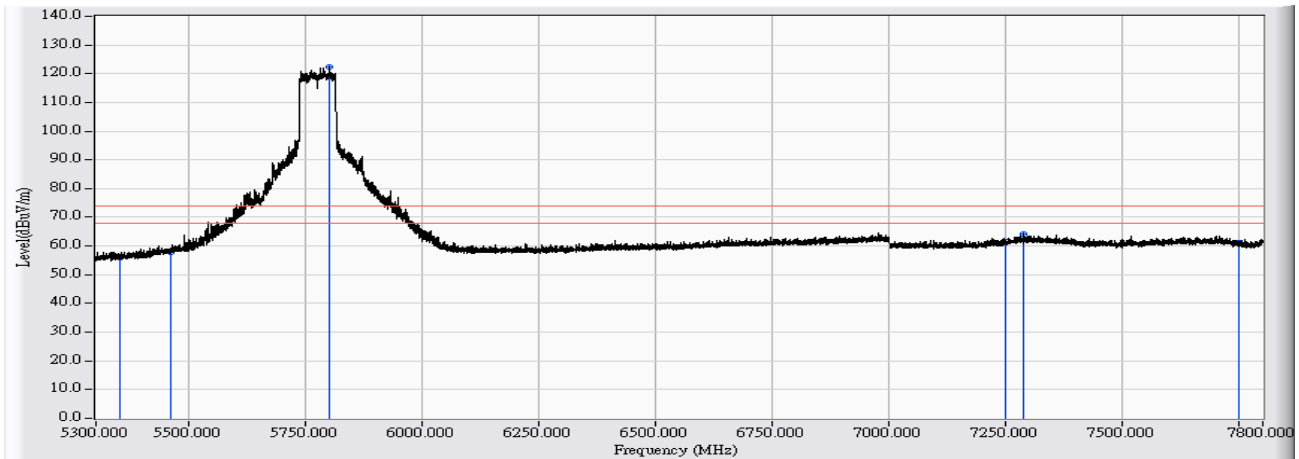


	Frequency (MHz)	Correct Factor (dB)	Reading Level (dBuV)	Measure Level (dBuV/m)	Margin (dB)	Limit (dBuV/m)	Detector Type
1	5350.000	24.342	22.976	47.318	-6.682	54.000	AVERAGE
2	5460.000	24.289	23.912	48.201	-5.799	54.000	AVERAGE
3	5788.201	25.102	71.372	96.473	--	--	AVERAGE
4	7250.000	30.207	20.439	50.645	-3.355	54.000	AVERAGE
5	* 7333.796	30.476	20.510	50.986	-3.014	54.000	AVERAGE
6	7750.000	31.338	18.712	50.051	-3.949	54.000	AVERAGE

Note:

1. All readings above 1GHz are performed with peak and/or average measurements as necessary.
2. Peak measurements: RBW = 1MHz, VBW = 1MHz, Sweep: Auto.
3. Average measurements: RBW = 1MHz, VBW = 10 Hz, Sweep: Auto.
4. “ * ”, means this data is the worst emission level.
5. Measurement Level = Reading Level + Correct Factor.
6. The average measurement was not performed when the peak measured data under the limit of average detection.

Site : CB4-H	Time : 2017/02/22
Limit : FCC_SpartC_15.209_03M_PK	Margin : 6
Probe : CB4-H_FCC_EFS_B091_1-18GHz_3M_0117 - VERTICAL	Power : AC 120V/60Hz
EUT : Wireless-AC2900 Dual Band Gigabit Router	Note : Mode 2: Tx_ADP: AD890326010-2LF_ MIMO Mode (802.11 n20/40)_ 802.11ac(80M)_ 5775MHz

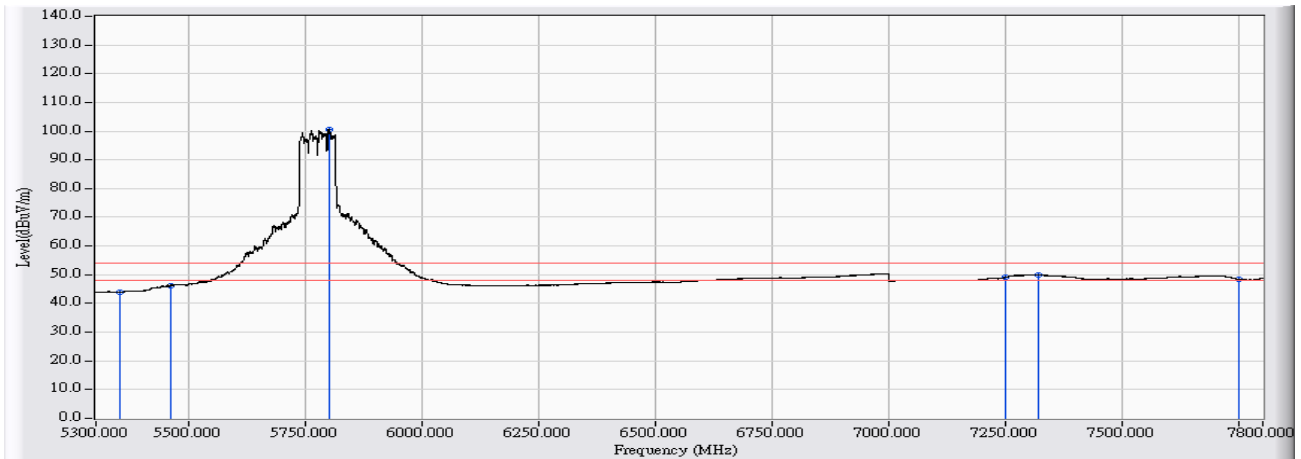


	Frequency (MHz)	Correct Factor (dB)	Reading Level (dBuV)	Measure Level (dBuV/m)	Margin (dB)	Limit (dBuV/m)	Detector Type
1	5350.000	24.342	31.437	55.779	-18.221	74.000	PEAK
2	5460.000	24.289	33.522	57.811	-16.189	74.000	PEAK
3	5800.200	25.119	97.340	122.460	--	--	PEAK
4	7250.000	30.207	31.229	61.435	-12.565	74.000	PEAK
5	* 7286.301	30.322	33.695	64.018	-9.982	74.000	PEAK
6	7750.000	31.338	29.868	61.207	-12.793	74.000	PEAK

Note:

1. All readings above 1GHz are performed with peak and/or average measurements as necessary.
2. Peak measurements: RBW = 1MHz, VBW = 1MHz, Sweep: Auto.
3. Average measurements: RBW = 1MHz, VBW = 10 Hz, Sweep: Auto.
4. “ * ”, means this data is the worst emission level.
5. Measurement Level = Reading Level + Correct Factor.
6. The average measurement was not performed when the peak measured data under the limit of average detection.

Site : CB4-H	Time : 2017/02/22
Limit : FCC_SpartC_15.209_03M_AV	Margin : 6
Probe : CB4-H_FCC_EFS_B091_1-18GHz_3M_0117 - VERTICAL	Power : AC 120V/60Hz
EUT : Wireless-AC2900 Dual Band Gigabit Router	Note : Mode 2: Tx_ADP: AD890326010-2LF_ MIMO Mode (802.11 n20/40)_ 802.11ac(80M)_ 5775MHz

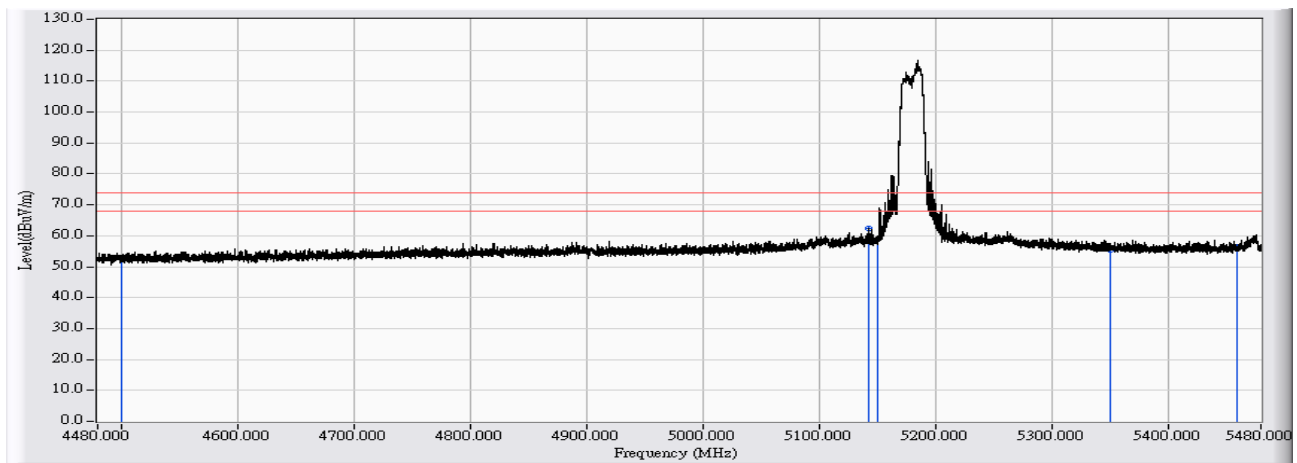


	Frequency (MHz)	Correct Factor (dB)	Reading Level (dBuV)	Measure Level (dBuV/m)	Margin (dB)	Limit (dBuV/m)	Detector Type
1	5350.000	24.342	19.556	43.898	-10.102	54.000	AVERAGE
2	5460.000	24.289	22.061	46.350	-7.650	54.000	AVERAGE
3	5798.450	25.117	75.349	100.466	--	--	AVERAGE
4	7250.000	30.207	19.048	49.254	-4.746	54.000	AVERAGE
5	* 7317.798	30.423	19.504	49.928	-4.072	54.000	AVERAGE
6	7750.000	31.338	17.075	48.414	-5.586	54.000	AVERAGE

Note:

1. All readings above 1GHz are performed with peak and/or average measurements as necessary.
2. Peak measurements: RBW = 1MHz, VBW = 1MHz, Sweep: Auto.
3. Average measurements: RBW = 1MHz, VBW = 10 Hz, Sweep: Auto.
4. “ * ”, means this data is the worst emission level.
5. Measurement Level = Reading Level + Correct Factor.
6. The average measurement was not performed when the peak measured data under the limit of average detection.

Site : CB4-H	Time : 2017/02/16
Limit : FCC_SpartC_15.209_03M_PK	Margin : 6
Probe : CB4-H_FCC_EFS_B091_1-18GHz_3M_0117 - HORIZONTAL	Power : AC 120V/60Hz
EUT : Wireless-AC2900 Dual Band Gigabit Router	Note : Mode 3: Tx_AD P: AD890326010-2LF_ Beamforming Mode (802.11 n20/40)_ 802.11n(20M)_5180MHz

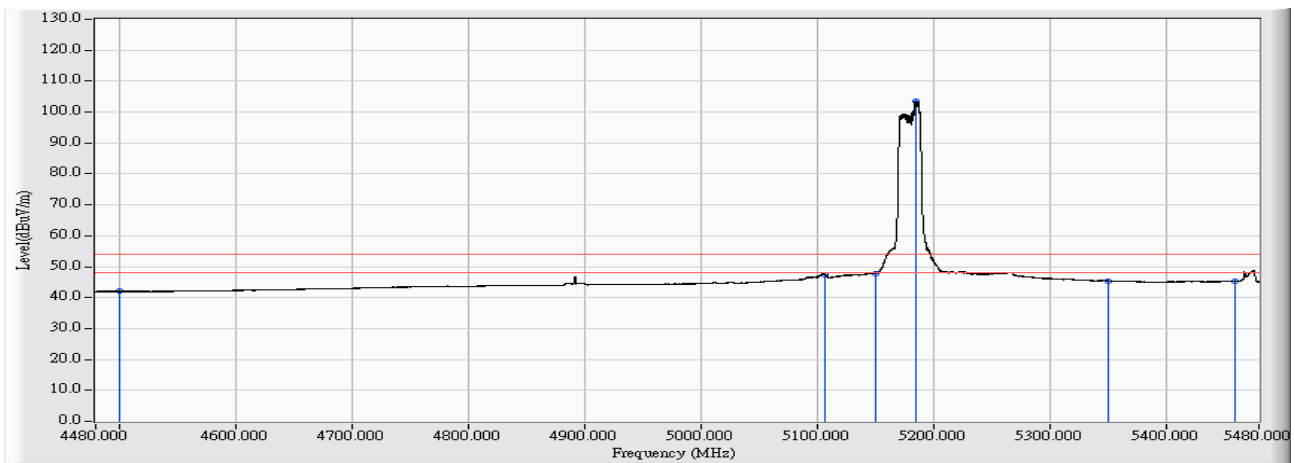


	Frequency (MHz)	Correct Factor (dB)	Reading Level (dBuV)	Measure Level (dBuV/m)	Margin (dB)	Limit (dBuV/m)	Detector Type
1	4500.000	22.335	30.235	52.570	-21.430	74.000	PEAK
2	* 5142.434	24.040	38.262	62.302	-11.698	74.000	PEAK
3	5150.000	24.053	34.996	59.049	-14.951	74.000	PEAK
4	5350.000	24.342	31.213	55.555	-18.445	74.000	PEAK
5	5460.000	24.289	32.010	56.299	-17.701	74.000	PEAK

Note:

1. All readings above 1GHz are performed with peak and/or average measurements as necessary.
2. Peak measurements: RBW = 1MHz, VBW = 1MHz, Sweep: Auto.
3. Average measurements: RBW = 1MHz, VBW = 10 Hz, Sweep: Auto.
4. “ * ”, means this data is the worst emission level.
5. Measurement Level = Reading Level + Correct Factor.
6. The average measurement was not performed when the peak measured data under the limit of average detection.

Site : CB4-H	Time : 2017/02/16
Limit : FCC_SpartC_15.209_03M_AV	Margin : 6
Probe : CB4-H_FCC_EFS_B091_1-18GHz_3M_0117 - HORIZONTAL	Power : AC 120V/60Hz
EUT : Wireless-AC2900 Dual Band Gigabit Router	Note : Mode 3: Tx_AD P: AD890326010-2LF_ Beamforming Mode (802.11 n20/40)_ 802.11n(20M)_ 5180MHz

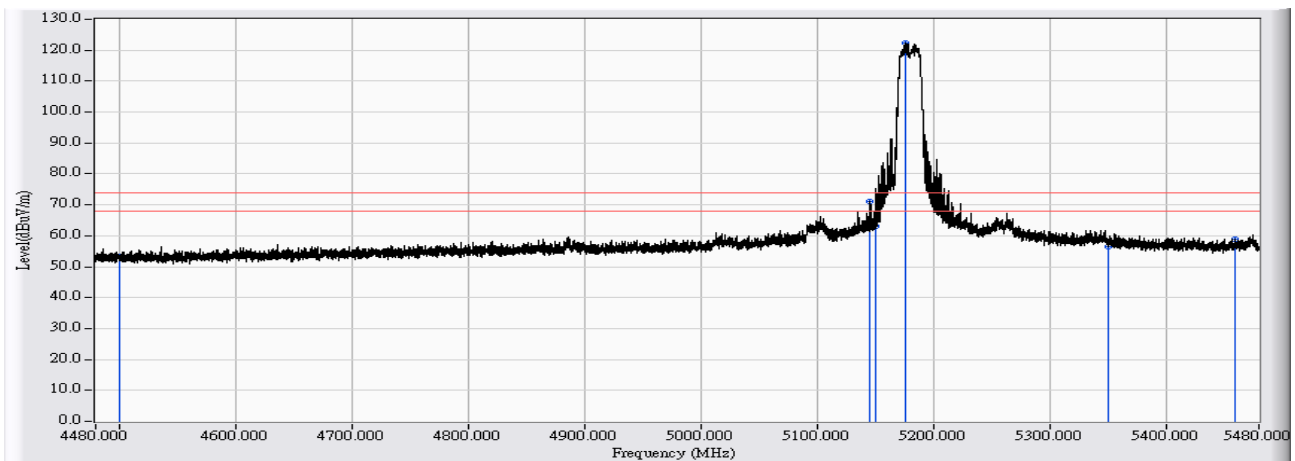


	Frequency (MHz)	Correct Factor (dB)	Reading Level (dBuV)	Measure Level (dBuV/m)	Margin (dB)	Limit (dBuV/m)	Detector Type
1	4500.000	22.335	19.671	42.006	-11.994	54.000	AVERAGE
2	5106.337	23.982	23.434	47.416	-6.584	54.000	AVERAGE
3	* 5150.000	24.053	23.739	47.792	-6.208	54.000	AVERAGE
4	5185.029	24.170	79.456	103.626	--	--	AVERAGE
5	5350.000	24.342	21.001	45.343	-8.657	54.000	AVERAGE
6	5460.000	24.289	21.058	45.347	-8.653	54.000	AVERAGE

Note:

1. All readings above 1GHz are performed with peak and/or average measurements as necessary.
2. Peak measurements: RBW = 1MHz, VBW = 1MHz, Sweep: Auto.
3. Average measurements: RBW = 1MHz, VBW = 10 Hz, Sweep: Auto.
4. “ * ”, means this data is the worst emission level.
5. Measurement Level = Reading Level + Correct Factor.
6. The average measurement was not performed when the peak measured data under the limit of average detection.

Site : CB4-H	Time : 2017/02/16
Limit : FCC_SpartC_15.209_03M_PK	Margin : 6
Probe : CB4-H_FCC_EFS_B091_1-18GHz_3M_0117 - VERTICAL	Power : AC 120V/60Hz
EUT : Wireless-AC2900 Dual Band Gigabit Router	Note : Mode 3: Tx_AD P: AD890326010-2LF_ Beamforming Mode (802.11 n20/40)_ 802.11n(20M)_5180MHz

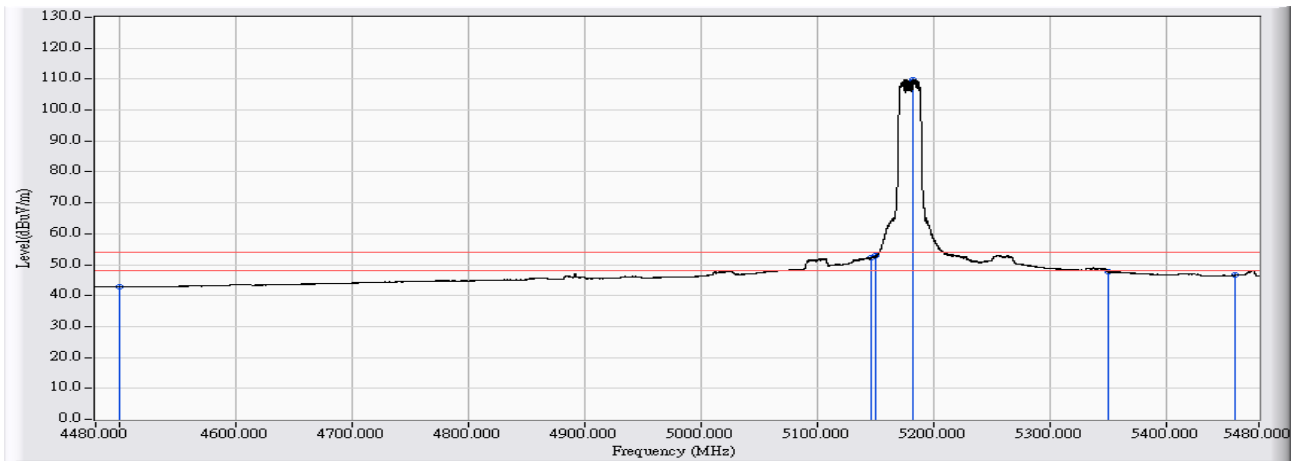


	Frequency (MHz)	Correct Factor (dB)	Reading Level (dBuV)	Measure Level (dBuV/m)	Margin (dB)	Limit (dBuV/m)	Detector Type
1	4500.000	22.335	30.916	53.251	-20.749	74.000	PEAK
2	* 5145.333	24.044	46.883	70.928	-3.072	74.000	PEAK
3	5150.000	24.053	39.077	63.130	-10.870	74.000	PEAK
4	5176.430	24.142	98.150	122.291	--	--	PEAK
5	5350.000	24.342	32.265	56.607	-17.393	74.000	PEAK
6	5460.000	24.289	34.562	58.851	-15.149	74.000	PEAK

Note:

1. All readings above 1GHz are performed with peak and/or average measurements as necessary.
2. Peak measurements: RBW = 1MHz, VBW = 1MHz, Sweep: Auto.
3. Average measurements: RBW = 1MHz, VBW = 10 Hz, Sweep: Auto.
4. “ * ”, means this data is the worst emission level.
5. Measurement Level = Reading Level + Correct Factor.
6. The average measurement was not performed when the peak measured data under the limit of average detection.

Site : CB4-H	Time : 2017/02/16
Limit : FCC_SpartC_15.209_03M_AV	Margin : 6
Probe : CB4-H_FCC_EFS_B091_1-18GHz_3M_0117 - VERTICAL	Power : AC 120V/60Hz
EUT : Wireless-AC2900 Dual Band Gigabit Router	Note : Mode 3: Tx_AD P: AD890326010-2LF_ Beamforming Mode (802.11 n20/40)_ 802.11n(20M)_5180MHz

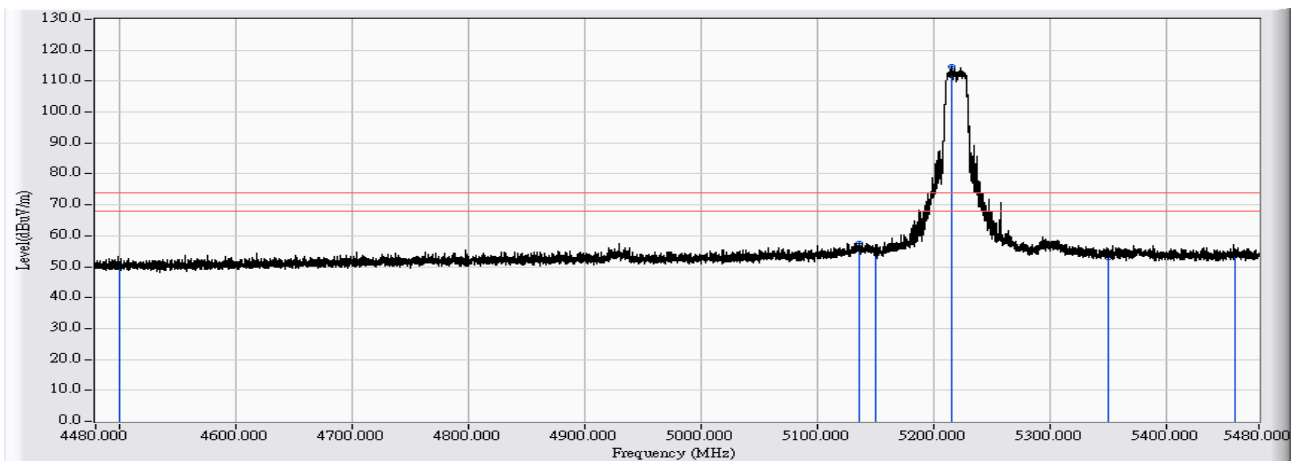


	Frequency (MHz)	Correct Factor (dB)	Reading Level (dBuV)	Measure Level (dBuV/m)	Margin (dB)	Limit (dBuV/m)	Detector Type
1	4500.000	22.335	20.618	42.953	-11.047	54.000	AVERAGE
2	5146.933	24.047	28.295	52.343	-1.657	54.000	AVERAGE
3	* 5150.000	24.053	28.807	52.860	-1.140	54.000	AVERAGE
4	5182.630	24.162	85.543	109.705	--	--	AVERAGE
5	5350.000	24.342	23.284	47.626	-6.374	54.000	AVERAGE
6	5460.000	24.289	22.333	46.622	-7.378	54.000	AVERAGE

Note:

1. All readings above 1GHz are performed with peak and/or average measurements as necessary.
2. Peak measurements: RBW = 1MHz, VBW = 1MHz, Sweep: Auto.
3. Average measurements: RBW = 1MHz, VBW = 10 Hz, Sweep: Auto.
4. “ * ”, means this data is the worst emission level.
5. Measurement Level = Reading Level + Correct Factor.
6. The average measurement was not performed when the peak measured data under the limit of average detection.

Site : CB4-H	Time : 2017/02/16
Limit : FCC_SpartC_15.209_03M_PK	Margin : 6
Probe : CB4-H_FCC_EFS_B091_1-18GHz_3M_0117 - HORIZONTAL	Power : AC 120V/60Hz
EUT : Wireless-AC2900 Dual Band Gigabit Router	Note : Mode 3: Tx_AD P: AD890326010-2LF_ Beamforming Mode (802.11 n20/40)_ 802.11n(20M)_ 5220MHz

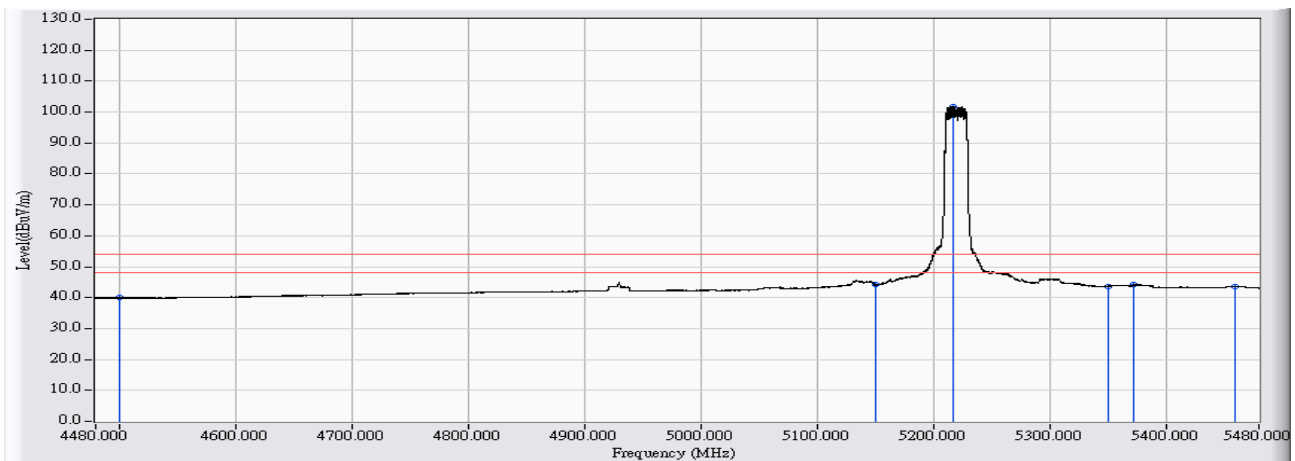


	Frequency (MHz)	Correct Factor (dB)	Reading Level (dBuV)	Measure Level (dBuV/m)	Margin (dB)	Limit (dBuV/m)	Detector Type
1	4500.000	22.335	28.200	50.535	-23.465	74.000	PEAK
2	* 5136.435	24.030	33.524	57.554	-16.446	74.000	PEAK
3	5150.000	24.053	30.914	54.967	-19.033	74.000	PEAK
4	5215.426	24.239	90.466	114.705	--	--	PEAK
5	5350.000	24.342	28.528	52.870	-21.130	74.000	PEAK
6	5460.000	24.289	29.701	53.990	-20.010	74.000	PEAK

Note:

1. All readings above 1GHz are performed with peak and/or average measurements as necessary.
2. Peak measurements: RBW = 1MHz, VBW = 1MHz, Sweep: Auto.
3. Average measurements: RBW = 1MHz, VBW = 10 Hz, Sweep: Auto.
4. “ * ”, means this data is the worst emission level.
5. Measurement Level = Reading Level + Correct Factor.
6. The average measurement was not performed when the peak measured data under the limit of average detection.

Site : CB4-H	Time : 2017/02/16
Limit : FCC_SpartC_15.209_03M_AV	Margin : 6
Probe : CB4-H_FCC_EFS_B091_1-18GHz_3M_0117 - HORIZONTAL	Power : AC 120V/60Hz
EUT : Wireless-AC2900 Dual Band Gigabit Router	Note : Mode 3: Tx_ADP: AD890326010-2LF_ Beamforming Mode (802.11 n20/40)_ 802.11n(20M)_ 5220MHz

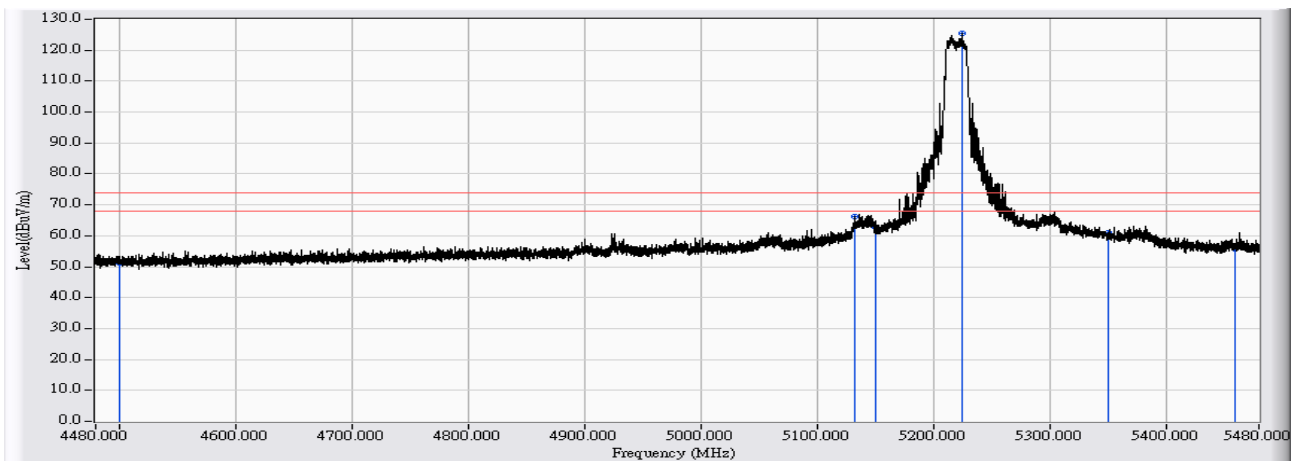


	Frequency (MHz)	Correct Factor (dB)	Reading Level (dBuV)	Measure Level (dBuV/m)	Margin (dB)	Limit (dBuV/m)	Detector Type
1	4500.000	22.335	17.598	39.933	-14.067	54.000	AVERAGE
2	* 5217.126	24.053	20.179	44.232	-9.768	54.000	AVERAGE
3		24.241	77.554	101.795	--	--	AVERAGE
4	5350.000	24.342	19.359	43.701	-10.299	54.000	AVERAGE
5	5372.111	24.320	19.831	44.150	-9.850	54.000	AVERAGE
6	5460.000	24.289	19.153	43.442	-10.558	54.000	AVERAGE

Note:

1. All readings above 1GHz are performed with peak and/or average measurements as necessary.
2. Peak measurements: RBW = 1MHz, VBW = 1MHz, Sweep: Auto.
3. Average measurements: RBW = 1MHz, VBW = 10 Hz, Sweep: Auto.
4. “ * ”, means this data is the worst emission level.
5. Measurement Level = Reading Level + Correct Factor.
6. The average measurement was not performed when the peak measured data under the limit of average detection.

Site : CB4-H	Time : 2017/02/16
Limit : FCC_SpartC_15.209_03M_PK	Margin : 6
Probe : CB4-H_FCC_EFS_B091_1-18GHz_3M_0117 - VERTICAL	Power : AC 120V/60Hz
EUT : Wireless-AC2900 Dual Band Gigabit Router	Note : Mode 3: Tx_ADP: AD890326010-2LF_ Beamforming Mode (802.11 n20/40)_ 802.11n(20M)_ 5220MHz

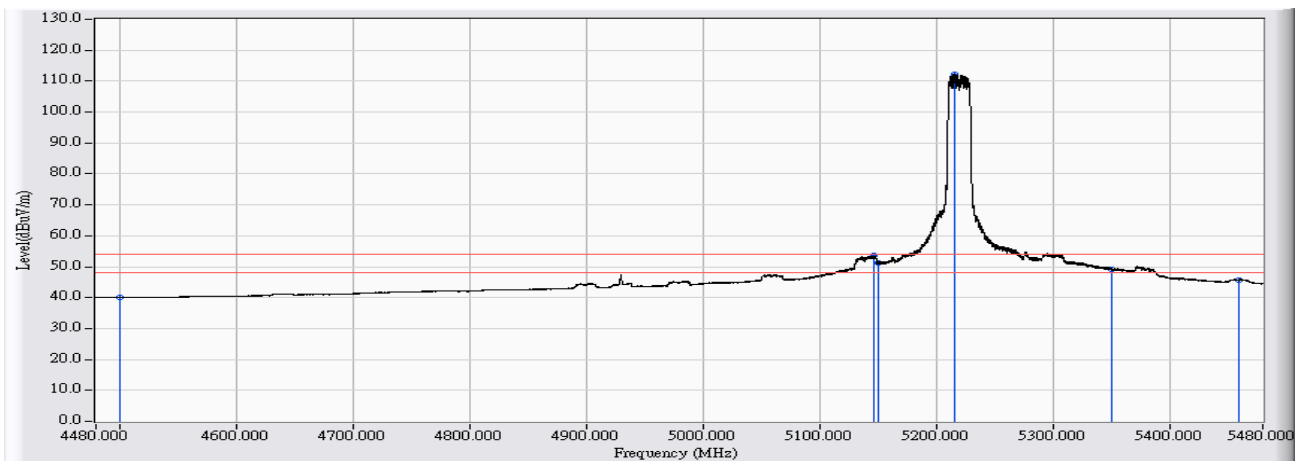


	Frequency (MHz)	Correct Factor (dB)	Reading Level (dBuV)	Measure Level (dBuV/m)	Margin (dB)	Limit (dBuV/m)	Detector Type
1	4500.000	22.335	28.995	51.330	-22.670	74.000	PEAK
2	* 5132.235	24.023	42.336	66.359	-7.641	74.000	PEAK
3	5150.000	24.053	38.616	62.669	-11.331	74.000	PEAK
4	5224.426	24.249	101.144	125.393	--	--	PEAK
5	5350.000	24.342	36.656	60.998	-13.002	74.000	PEAK
6	5460.000	24.289	31.632	55.921	-18.079	74.000	PEAK

Note:

1. All readings above 1GHz are performed with peak and/or average measurements as necessary.
2. Peak measurements: RBW = 1MHz, VBW = 1MHz, Sweep: Auto.
3. Average measurements: RBW = 1MHz, VBW = 10 Hz, Sweep: Auto.
4. “ * ”, means this data is the worst emission level.
5. Measurement Level = Reading Level + Correct Factor.
6. The average measurement was not performed when the peak measured data under the limit of average detection.

Site : CB4-H	Time : 2017/02/16
Limit : FCC_SpartC_15.209_03M_AV	Margin : 6
Probe : CB4-H_FCC_EFS_B091_1-18GHz_3M_0117 - VERTICAL	Power : AC 120V/60Hz
EUT : Wireless-AC2900 Dual Band Gigabit Router	Note : Mode 3: Tx_AD P: AD890326010-2LF_ Beamforming Mode (802.11 n20/40)_ 802.11n(20M)_5220MHz

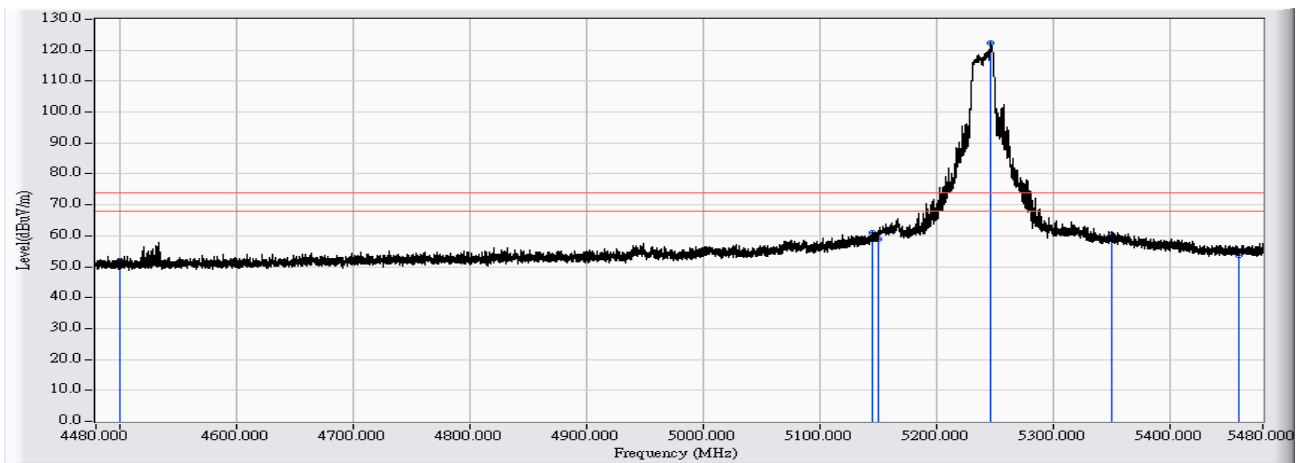


	Frequency (MHz)	Correct Factor (dB)	Reading Level (dBuV)	Measure Level (dBuV/m)	Margin (dB)	Limit (dBuV/m)	Detector Type
1	4500.000	22.335	17.744	40.079	-13.921	54.000	AVERAGE
2	* 5147.233	24.049	29.503	53.551	-0.449	54.000	AVERAGE
3	5150.000	24.053	27.243	51.296	-2.704	54.000	AVERAGE
4	5215.926	24.239	87.893	112.132	--	--	AVERAGE
5	5350.000	24.342	24.965	49.307	-4.693	54.000	AVERAGE
6	5460.000	24.289	21.317	45.606	-8.394	54.000	AVERAGE

Note:

1. All readings above 1GHz are performed with peak and/or average measurements as necessary.
2. Peak measurements: RBW = 1MHz, VBW = 1MHz, Sweep: Auto.
3. Average measurements: RBW = 1MHz, VBW = 10 Hz, Sweep: Auto.
4. “ * ”, means this data is the worst emission level.
5. Measurement Level = Reading Level + Correct Factor.
6. The average measurement was not performed when the peak measured data under the limit of average detection.

Site : CB4-H	Time : 2017/02/16
Limit : FCC_SpartC_15.209_03M_PK	Margin : 6
Probe : CB4-H_FCC_EFS_B091_1-18GHz_3M_0117 - HORIZONTAL	Power : AC 120V/60Hz
EUT : Wireless-AC2900 Dual Band Gigabit Router	Note : Mode 3: Tx_ADP: AD890326010-2LF_ Beamforming Mode (802.11 n20/40)_ 802.11n(20M)_ 5240MHz

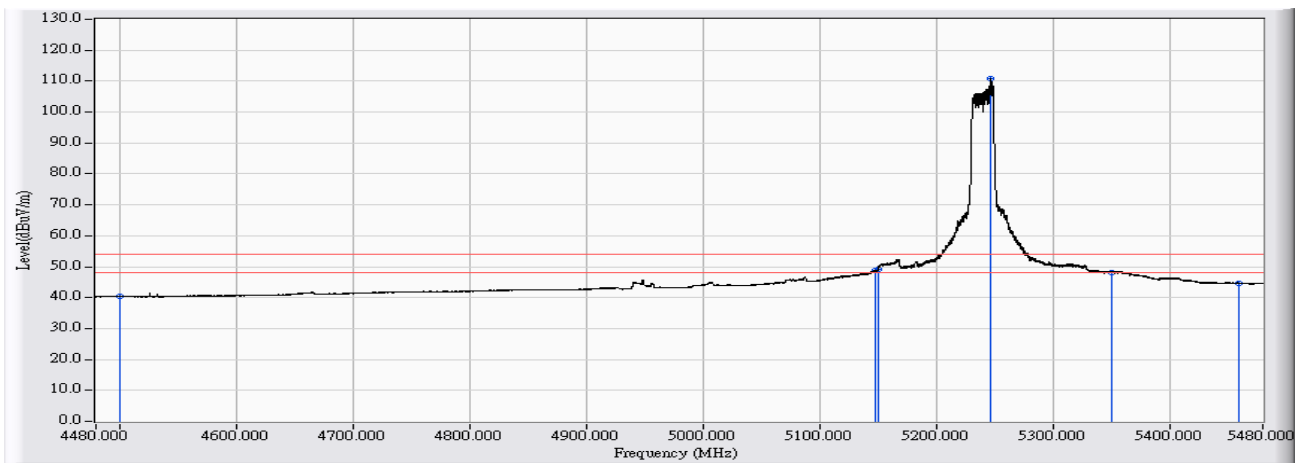


	Frequency (MHz)	Correct Factor (dB)	Reading Level (dBuV)	Measure Level (dBuV/m)	Margin (dB)	Limit (dBuV/m)	Detector Type
1	4500.000	22.335	29.625	51.960	-22.040	74.000	PEAK
2	* 5145.633	24.046	36.947	60.992	-13.008	74.000	PEAK
3	5150.000	24.053	34.996	59.049	-14.951	74.000	PEAK
4	5246.223	24.274	98.076	122.351	--	--	PEAK
5	5350.000	24.342	35.834	60.176	-13.824	74.000	PEAK
6	5460.000	24.289	29.474	53.763	-20.237	74.000	PEAK

Note:

1. All readings above 1GHz are performed with peak and/or average measurements as necessary.
2. Peak measurements: RBW = 1MHz, VBW = 1MHz, Sweep: Auto.
3. Average measurements: RBW = 1MHz, VBW = 10 Hz, Sweep: Auto.
4. “ * ”, means this data is the worst emission level.
5. Measurement Level = Reading Level + Correct Factor.
6. The average measurement was not performed when the peak measured data under the limit of average detection.

Site : CB4-H	Time : 2017/02/16
Limit : FCC_SpartC_15.209_03M_AV	Margin : 6
Probe : CB4-H_FCC_EFS_B091_1-18GHz_3M_0117 - HORIZONTAL	Power : AC 120V/60Hz
EUT : Wireless-AC2900 Dual Band Gigabit Router	Note : Mode 3: Tx_AD P: AD890326010-2LF_ Beamforming Mode (802.11 n20/40)_ 802.11n(20M)_ 5240MHz

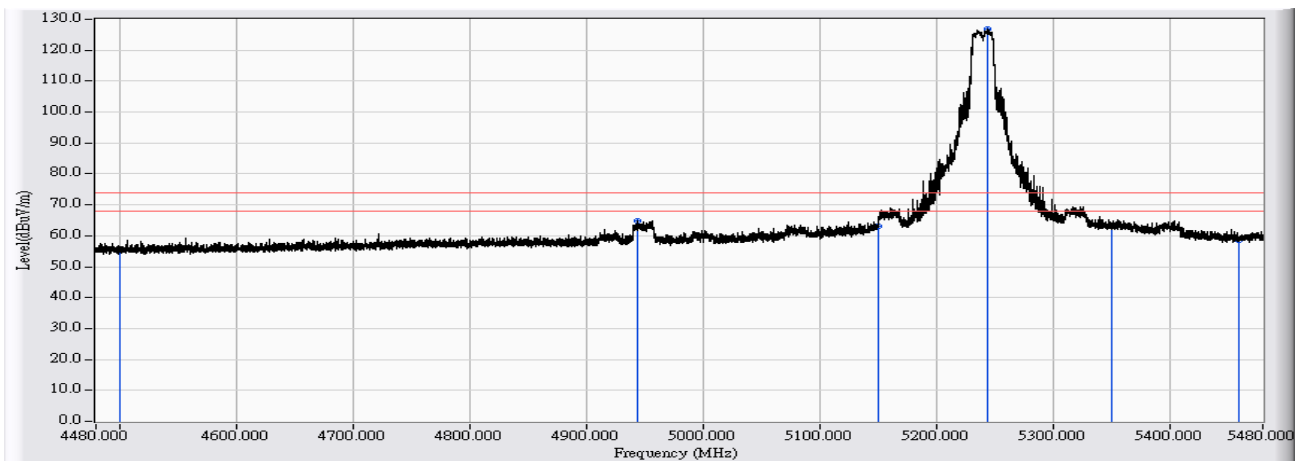


	Frequency (MHz)	Correct Factor (dB)	Reading Level (dBuV)	Measure Level (dBuV/m)	Margin (dB)	Limit (dBuV/m)	Detector Type
1	4500.000	22.335	18.090	40.425	-13.575	54.000	AVERAGE
2	5147.333	24.049	24.719	48.767	-5.233	54.000	AVERAGE
3	* 5150.000	24.053	24.927	48.980	-5.020	54.000	AVERAGE
4	5246.923	24.275	86.620	110.896	--	--	AVERAGE
5	5350.000	24.342	23.842	48.184	-5.816	54.000	AVERAGE
6	5460.000	24.289	20.490	44.779	-9.221	54.000	AVERAGE

Note:

1. All readings above 1GHz are performed with peak and/or average measurements as necessary.
2. Peak measurements: RBW = 1MHz, VBW = 1MHz, Sweep: Auto.
3. Average measurements: RBW = 1MHz, VBW = 10 Hz, Sweep: Auto.
4. “ * ”, means this data is the worst emission level.
5. Measurement Level = Reading Level + Correct Factor.
6. The average measurement was not performed when the peak measured data under the limit of average detection.

Site : CB4-H	Time : 2017/02/16
Limit : FCC_SpartC_15.209_03M_PK	Margin : 6
Probe : CB4-H_FCC_EFS_B091_1-18GHz_3M_0117 - VERTICAL	Power : AC 120V/60Hz
EUT : Wireless-AC2900 Dual Band Gigabit Router	Note : Mode 3: Tx_ADP: AD890326010-2LF_ Beamforming Mode (802.11 n20/40)_ 802.11n(20M)_5240MHz

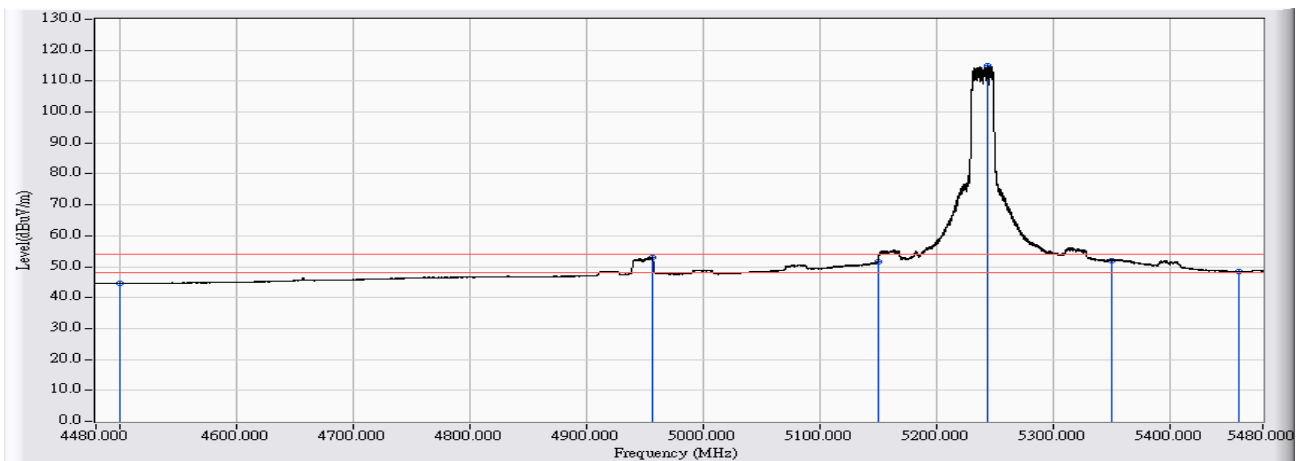


	Frequency (MHz)	Correct Factor (dB)	Reading Level (dBuV)	Measure Level (dBuV/m)	Margin (dB)	Limit (dBuV/m)	Detector Type
1	4500.000	22.335	33.175	55.510	-18.490	74.000	PEAK
2	* 4944.554	24.049	40.731	64.781	-9.219	74.000	PEAK
3	5150.000	24.053	38.900	62.953	-11.047	74.000	PEAK
4	5244.724	24.273	102.650	126.923	--	--	PEAK
5	5350.000	24.342	38.752	63.094	-10.906	74.000	PEAK
6	5460.000	24.289	34.433	58.722	-15.278	74.000	PEAK

Note:

1. All readings above 1GHz are performed with peak and/or average measurements as necessary.
2. Peak measurements: RBW = 1MHz, VBW = 1MHz, Sweep: Auto.
3. Average measurements: RBW = 1MHz, VBW = 10 Hz, Sweep: Auto.
4. “ * ”, means this data is the worst emission level.
5. Measurement Level = Reading Level + Correct Factor.
6. The average measurement was not performed when the peak measured data under the limit of average detection.

Site : CB4-H	Time : 2017/02/16
Limit : FCC_SpartC_15.209_03M_AV	Margin : 6
Probe : CB4-H_FCC_EFS_B091_1-18GHz_3M_0117 - VERTICAL	Power : AC 120V/60Hz
EUT : Wireless-AC2900 Dual Band Gigabit Router	Note : Mode 3: Tx_AD P: AD890326010-2LF_ Beamforming Mode (802.11 n20/40)_ 802.11n(20M)_ 5240MHz

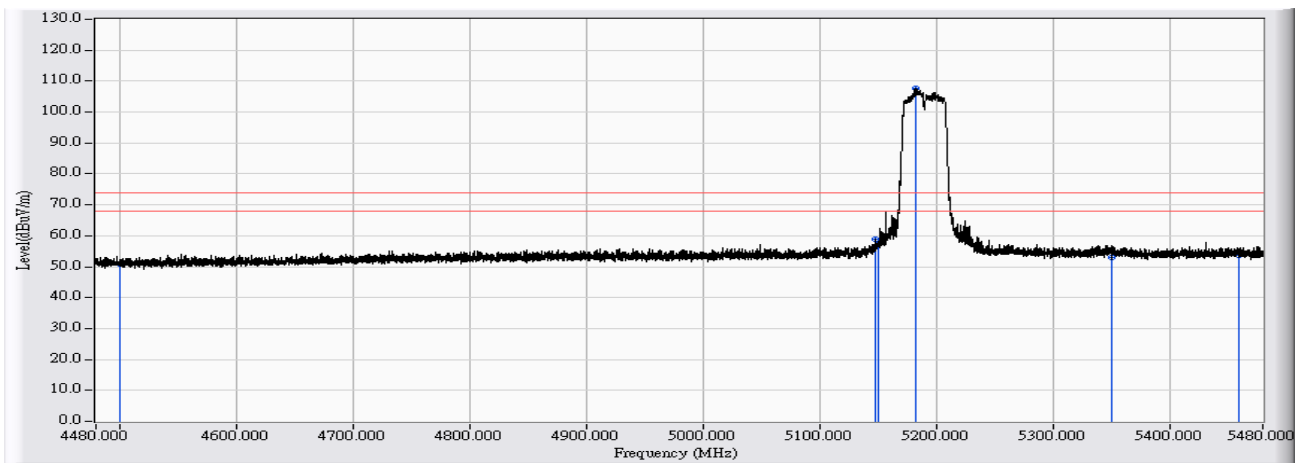


	Frequency (MHz)	Correct Factor (dB)	Reading Level (dBuV)	Measure Level (dBuV/m)	Margin (dB)	Limit (dBuV/m)	Detector Type
1	4500.000	22.335	22.330	44.665	-9.335	54.000	AVERAGE
2	* 4956.452	24.046	28.763	52.809	-1.191	54.000	AVERAGE
3	5150.000	24.053	27.646	51.699	-2.301	54.000	AVERAGE
4	5243.524	24.272	90.610	114.882	--	--	AVERAGE
5	5350.000	24.342	27.648	51.990	-2.010	54.000	AVERAGE
6	5460.000	24.289	23.993	48.282	-5.718	54.000	AVERAGE

Note:

1. All readings above 1GHz are performed with peak and/or average measurements as necessary.
2. Peak measurements: RBW = 1MHz, VBW = 1MHz, Sweep: Auto.
3. Average measurements: RBW = 1MHz, VBW = 10 Hz, Sweep: Auto.
4. “ * ”, means this data is the worst emission level.
5. Measurement Level = Reading Level + Correct Factor.
6. The average measurement was not performed when the peak measured data under the limit of average detection.

Site : CB4-H	Time : 2017/02/16
Limit : FCC_SpartC_15.209_03M_PK	Margin : 6
Probe : CB4-H_FCC_EFS_B091_1-18GHz_3M_0117 - HORIZONTAL	Power : AC 120V/60Hz
EUT : Wireless-AC2900 Dual Band Gigabit Router	Note : Mode 3: Tx_AD P: AD890326010-2LF_ Beamforming Mode (802.11 n20/40)_ 802.11n(40M))_5190MHz

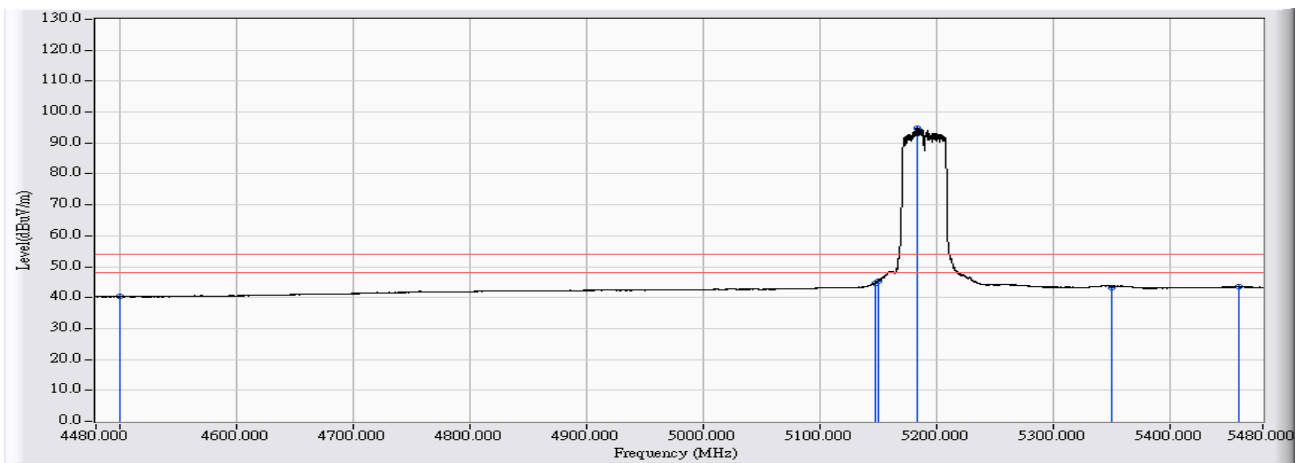


	Frequency (MHz)	Correct Factor (dB)	Reading Level (dBuV)	Measure Level (dBuV/m)	Margin (dB)	Limit (dBuV/m)	Detector Type
1	4500.000	22.335	28.417	50.752	-23.248	74.000	PEAK
2	* 5148.233	24.050	34.707	58.757	-15.243	74.000	PEAK
3	5150.000	24.053	33.122	57.175	-16.825	74.000	PEAK
4	5182.729	24.162	83.647	107.809	--	--	PEAK
5	5350.000	24.342	28.485	52.827	-21.173	74.000	PEAK
6	5460.000	24.289	29.292	53.581	-20.419	74.000	PEAK

Note:

1. All readings above 1GHz are performed with peak and/or average measurements as necessary.
2. Peak measurements: RBW = 1MHz, VBW = 1MHz, Sweep: Auto.
3. Average measurements: RBW = 1MHz, VBW = 10 Hz, Sweep: Auto.
4. “ * ”, means this data is the worst emission level.
5. Measurement Level = Reading Level + Correct Factor.
6. The average measurement was not performed when the peak measured data under the limit of average detection.

Site : CB4-H	Time : 2017/02/16
Limit : FCC_SpartC_15.209_03M_AV	Margin : 6
Probe : CB4-H_FCC_EFS_B091_1-18GHz_3M_0117 - HORIZONTAL	Power : AC 120V/60Hz
EUT : Wireless-AC2900 Dual Band Gigabit Router	Note : Mode 3: Tx_AD P: AD890326010-2LF_ Beamforming Mode (802.11 n20/40)_ 802.11n(40M)_ 5190MHz

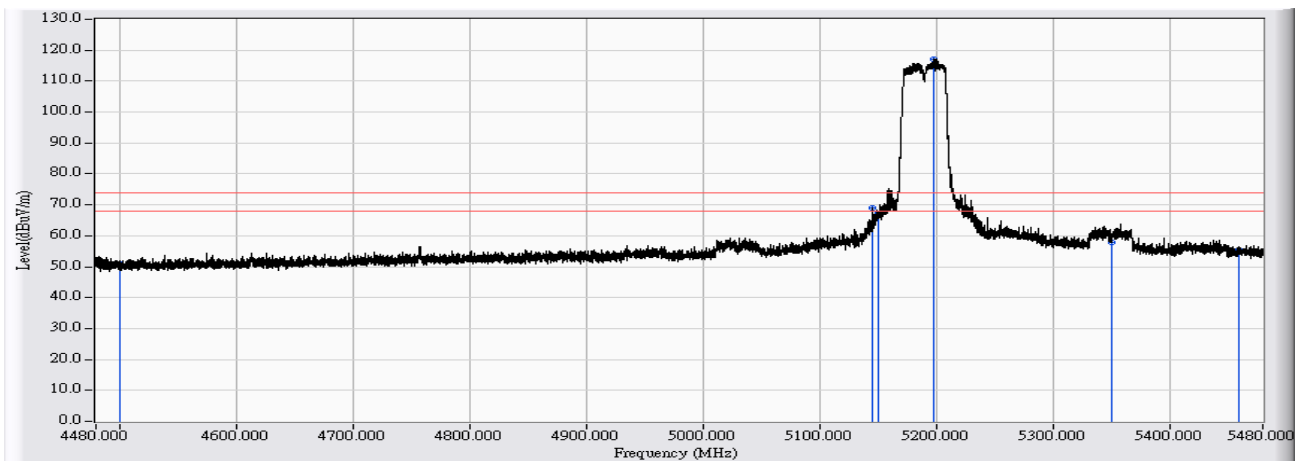


	Frequency (MHz)	Correct Factor (dB)	Reading Level (dBuV)	Measure Level (dBuV/m)	Margin (dB)	Limit (dBuV/m)	Detector Type
1	4500.000	22.335	17.985	40.320	-13.680	54.000	AVERAGE
2	5147.333	24.049	20.660	44.708	-9.292	54.000	AVERAGE
3	* 5150.000	24.053	21.331	45.384	-8.616	54.000	AVERAGE
4	5183.230	24.165	70.580	94.744	--	--	AVERAGE
5	5350.000	24.342	19.043	43.385	-10.615	54.000	AVERAGE
6	5460.000	24.289	19.179	43.468	-10.532	54.000	AVERAGE

Note:

1. All readings above 1GHz are performed with peak and/or average measurements as necessary.
2. Peak measurements: RBW = 1MHz, VBW = 1MHz, Sweep: Auto.
3. Average measurements: RBW = 1MHz, VBW = 10 Hz, Sweep: Auto.
4. “ * ”, means this data is the worst emission level.
5. Measurement Level = Reading Level + Correct Factor.
6. The average measurement was not performed when the peak measured data under the limit of average detection.

Site : CB4-H	Time : 2017/02/16
Limit : FCC_SpartC_15.209_03M_PK	Margin : 6
Probe : CB4-H_FCC_EFS_B091_1-18GHz_3M_0117 - VERTICAL	Power : AC 120V/60Hz
EUT : Wireless-AC2900 Dual Band Gigabit Router	Note : Mode 3: Tx_ADP: AD890326010-2LF_ Beamforming Mode (802.11 n20/40)_ 802.11n(40M))_5190MHz

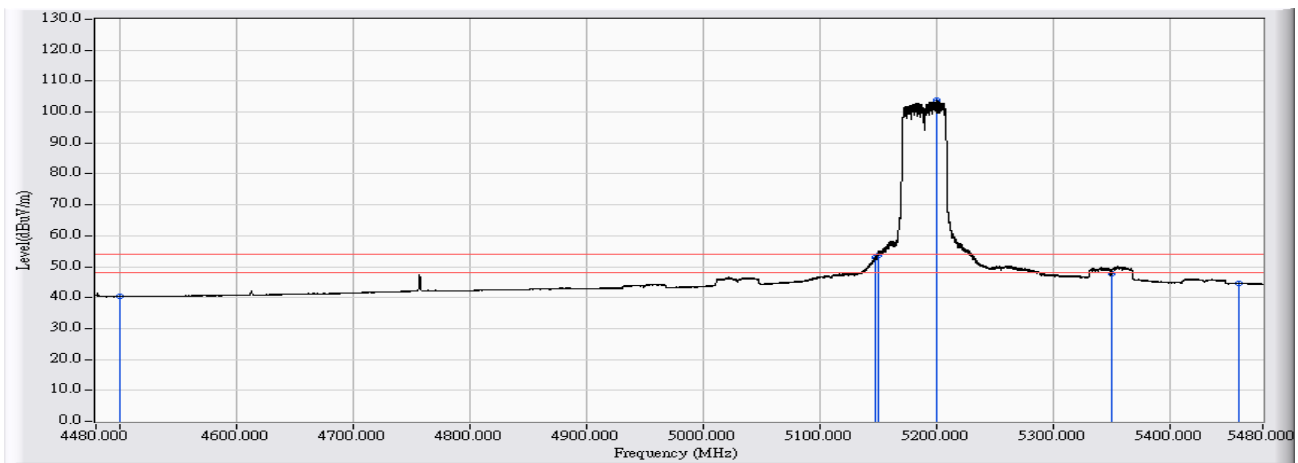


	Frequency (MHz)	Correct Factor (dB)	Reading Level (dBuV)	Measure Level (dBuV/m)	Margin (dB)	Limit (dBuV/m)	Detector Type
1	4500.000	22.335	28.621	50.956	-23.044	74.000	PEAK
2	* 5145.333	24.044	44.861	68.906	-5.094	74.000	PEAK
3	5150.000	24.053	43.317	67.370	-6.630	74.000	PEAK
4	5197.728	24.213	92.903	117.116	--	--	PEAK
5	5350.000	24.342	33.512	57.854	-16.146	74.000	PEAK
6	5460.000	24.289	31.191	55.480	-18.520	74.000	PEAK

Note:

1. All readings above 1GHz are performed with peak and/or average measurements as necessary.
2. Peak measurements: RBW = 1MHz, VBW = 1MHz, Sweep: Auto.
3. Average measurements: RBW = 1MHz, VBW = 10 Hz, Sweep: Auto.
4. “ * ”, means this data is the worst emission level.
5. Measurement Level = Reading Level + Correct Factor.
6. The average measurement was not performed when the peak measured data under the limit of average detection.

Site : CB4-H	Time : 2017/02/16
Limit : FCC_SpartC_15.209_03M_AV	Margin : 6
Probe : CB4-H_FCC_EFS_B091_1-18GHz_3M_0117 - VERTICAL	Power : AC 120V/60Hz
EUT : Wireless-AC2900 Dual Band Gigabit Router	Note : Mode 3: Tx_AD P: AD890326010-2LF_ Beamforming Mode (802.11 n20/40)_ 802.11n(40M)_ 5190MHz

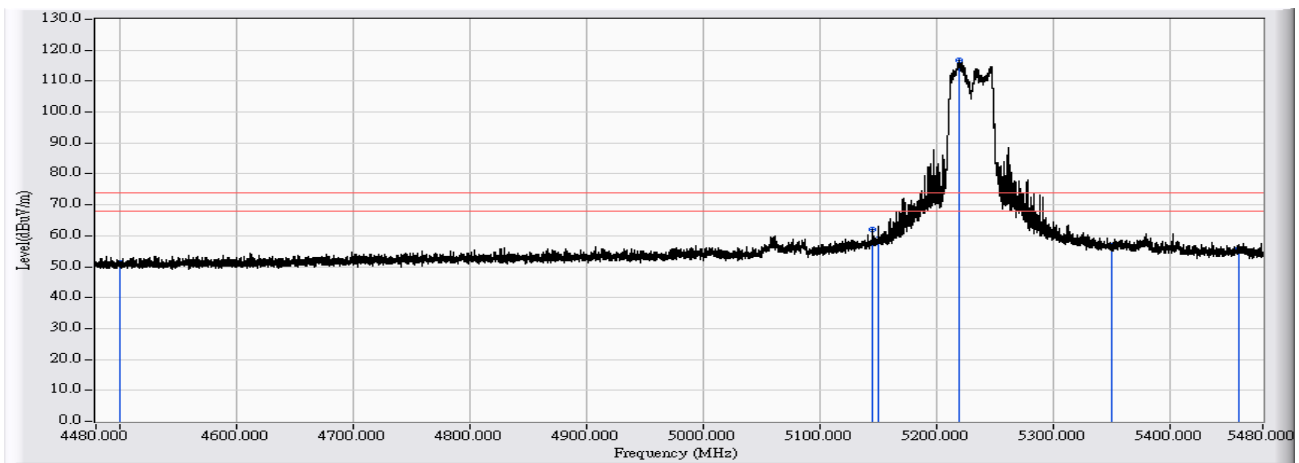


	Frequency (MHz)	Correct Factor (dB)	Reading Level (dBuV)	Measure Level (dBuV/m)	Margin (dB)	Limit (dBuV/m)	Detector Type
1	4500.000	22.335	18.018	40.353	-13.647	54.000	AVERAGE
2	5147.433	24.048	28.957	53.006	-0.994	54.000	AVERAGE
3	* 5150.000	24.053	29.521	53.574	-0.426	54.000	AVERAGE
4	5200.128	24.220	79.537	103.758	--	--	AVERAGE
5	5350.000	24.342	23.301	47.643	-6.357	54.000	AVERAGE
6	5460.000	24.289	20.262	44.551	-9.449	54.000	AVERAGE

Note:

1. All readings above 1GHz are performed with peak and/or average measurements as necessary.
2. Peak measurements: RBW = 1MHz, VBW = 1MHz, Sweep: Auto.
3. Average measurements: RBW = 1MHz, VBW = 10 Hz, Sweep: Auto.
4. “ * ”, means this data is the worst emission level.
5. Measurement Level = Reading Level + Correct Factor.
6. The average measurement was not performed when the peak measured data under the limit of average detection.

Site : CB4-H	Time : 2017/02/16
Limit : FCC_SpartC_15.209_03M_PK	Margin : 6
Probe : CB4-H_FCC_EFS_B091_1-18GHz_3M_0117 - HORIZONTAL	Power : AC 120V/60Hz
EUT : Wireless-AC2900 Dual Band Gigabit Router	Note : Mode 3: Tx_AD P: AD890326010-2LF_ Beamforming Mode (802.11 n20/40)_ 802.11n(40M))_5230MHz

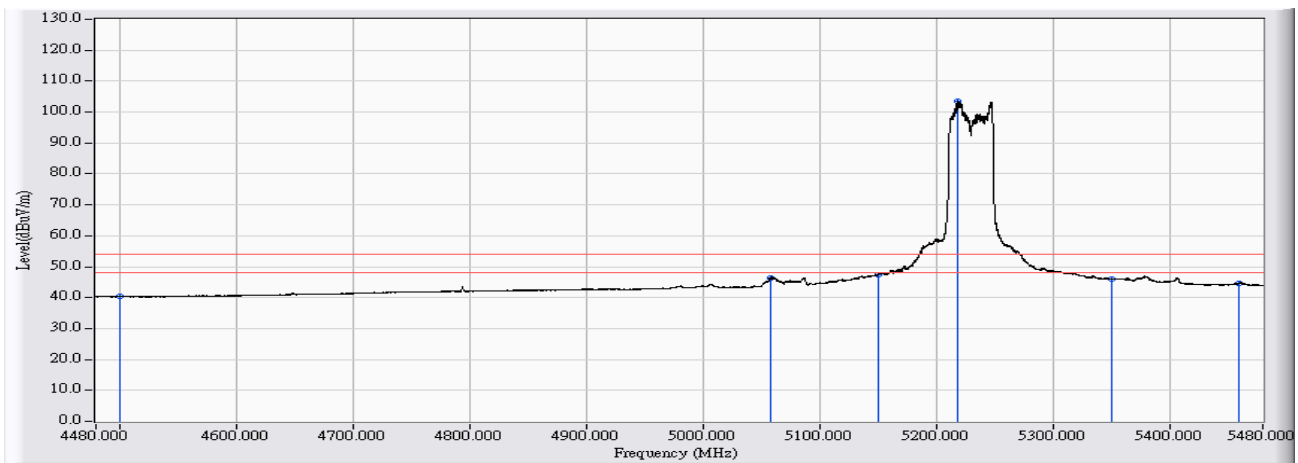


	Frequency (MHz)	Correct Factor (dB)	Reading Level (dBuV)	Measure Level (dBuV/m)	Margin (dB)	Limit (dBuV/m)	Detector Type
1	4500.000	22.335	28.823	51.158	-22.842	74.000	PEAK
2	* 5145.733	24.046	37.851	61.896	-12.104	74.000	PEAK
3	5150.000	24.053	34.872	58.925	-15.075	74.000	PEAK
4	5219.926	24.244	92.403	116.647	--	--	PEAK
5	5350.000	24.342	32.420	56.762	-17.238	74.000	PEAK
6	5460.000	24.289	31.562	55.851	-18.149	74.000	PEAK

Note:

1. All readings above 1GHz are performed with peak and/or average measurements as necessary.
2. Peak measurements: RBW = 1MHz, VBW = 1MHz, Sweep: Auto.
3. Average measurements: RBW = 1MHz, VBW = 10 Hz, Sweep: Auto.
4. “ * ”, means this data is the worst emission level.
5. Measurement Level = Reading Level + Correct Factor.
6. The average measurement was not performed when the peak measured data under the limit of average detection.

Site : CB4-H	Time : 2017/02/16
Limit : FCC_SpartC_15.209_03M_AV	Margin : 6
Probe : CB4-H_FCC_EFS_B091_1-18GHz_3M_0117 - HORIZONTAL	Power : AC 120V/60Hz
EUT : Wireless-AC2900 Dual Band Gigabit Router	Note : Mode 3: Tx_AD P: AD890326010-2LF_ Beamforming Mode (802.11 n20/40)_ 802.11n(40M))_5230MHz

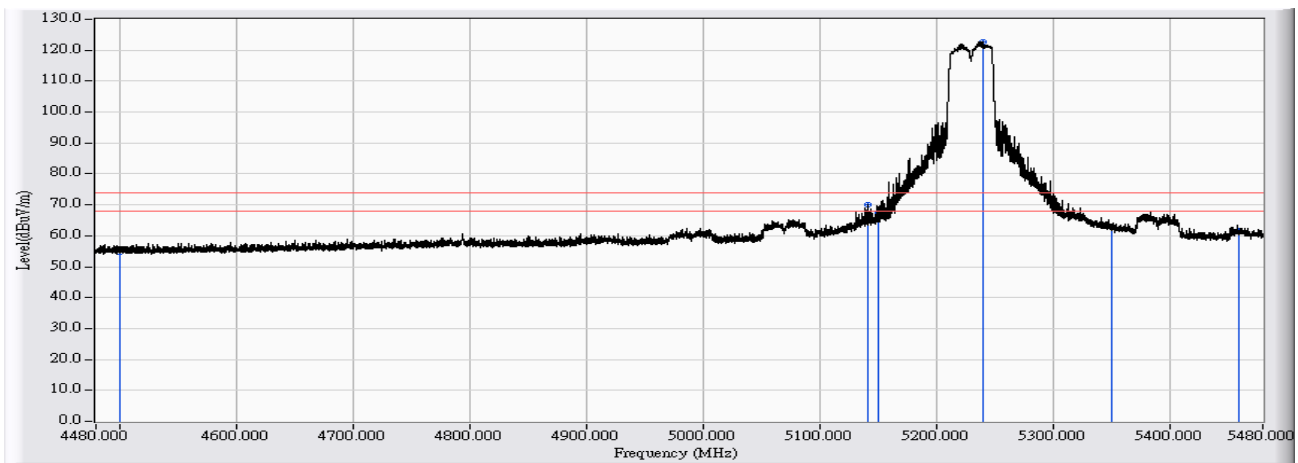


	Frequency (MHz)	Correct Factor (dB)	Reading Level (dBuV)	Measure Level (dBuV/m)	Margin (dB)	Limit (dBuV/m)	Detector Type
1	4500.000	22.335	18.024	40.359	-13.641	54.000	AVERAGE
2	* 5058.342	23.997	22.336	46.333	-7.667	54.000	AVERAGE
3	5150.000	24.053	23.193	47.246	-6.754	54.000	AVERAGE
4	5218.426	24.242	79.324	103.566	--	--	AVERAGE
5	5350.000	24.342	21.648	45.990	-8.010	54.000	AVERAGE
6	5460.000	24.289	20.407	44.696	-9.304	54.000	AVERAGE

Note:

1. All readings above 1GHz are performed with peak and/or average measurements as necessary.
2. Peak measurements: RBW = 1MHz, VBW = 1MHz, Sweep: Auto.
3. Average measurements: RBW = 1MHz, VBW = 10 Hz, Sweep: Auto.
4. “ * ”, means this data is the worst emission level.
5. Measurement Level = Reading Level + Correct Factor.
6. The average measurement was not performed when the peak measured data under the limit of average detection.

Site : CB4-H	Time : 2017/02/16
Limit : FCC_SpartC_15.209_03M_PK	Margin : 6
Probe : CB4-H_FCC_EFS_B091_1-18GHz_3M_0117 - VERTICAL	Power : AC 120V/60Hz
EUT : Wireless-AC2900 Dual Band Gigabit Router	Note : Mode 3: Tx_AD P: AD890326010-2LF_ Beamforming Mode (802.11 n20/40)_ 802.11n(40M))_5230MHz

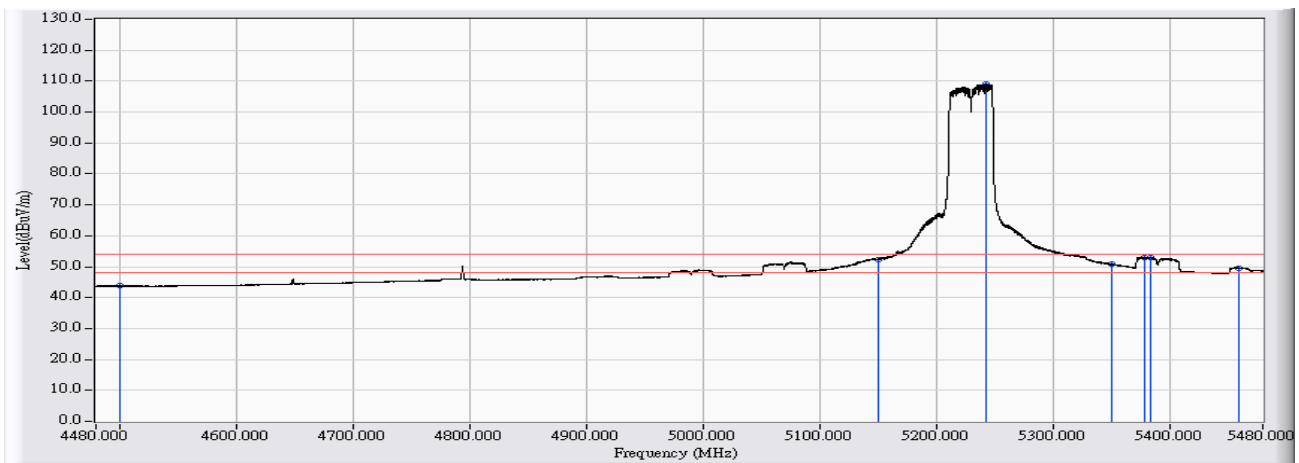


	Frequency (MHz)	Correct Factor (dB)	Reading Level (dBuV)	Measure Level (dBuV/m)	Margin (dB)	Limit (dBuV/m)	Detector Type
1	4500.000	22.335	32.466	54.801	-19.199	74.000	PEAK
2	* 5140.934	24.037	45.869	69.906	-4.094	74.000	PEAK
3	5150.000	24.053	43.423	67.476	-6.524	74.000	PEAK
4	5240.624	24.269	98.467	122.736	--	--	PEAK
5	5350.000	24.342	38.725	63.067	-10.933	74.000	PEAK
6	5460.000	24.289	37.334	61.623	-12.377	74.000	PEAK

Note:

1. All readings above 1GHz are performed with peak and/or average measurements as necessary.
2. Peak measurements: RBW = 1MHz, VBW = 1MHz, Sweep: Auto.
3. Average measurements: RBW = 1MHz, VBW = 10 Hz, Sweep: Auto.
4. “ * ”, means this data is the worst emission level.
5. Measurement Level = Reading Level + Correct Factor.
6. The average measurement was not performed when the peak measured data under the limit of average detection.

Site : CB4-H	Time : 2017/02/16
Limit : FCC_SpartC_15.209_03M_AV	Margin : 6
Probe : CB4-H_FCC_EFS_B091_1-18GHz_3M_0117 - VERTICAL	Power : AC 120V/60Hz
EUT : Wireless-AC2900 Dual Band Gigabit Router	Note : Mode 3: Tx_ADP: AD890326010-2LF_ Beamforming Mode (802.11 n20/40)_ 802.11n(40M))_5230MHz

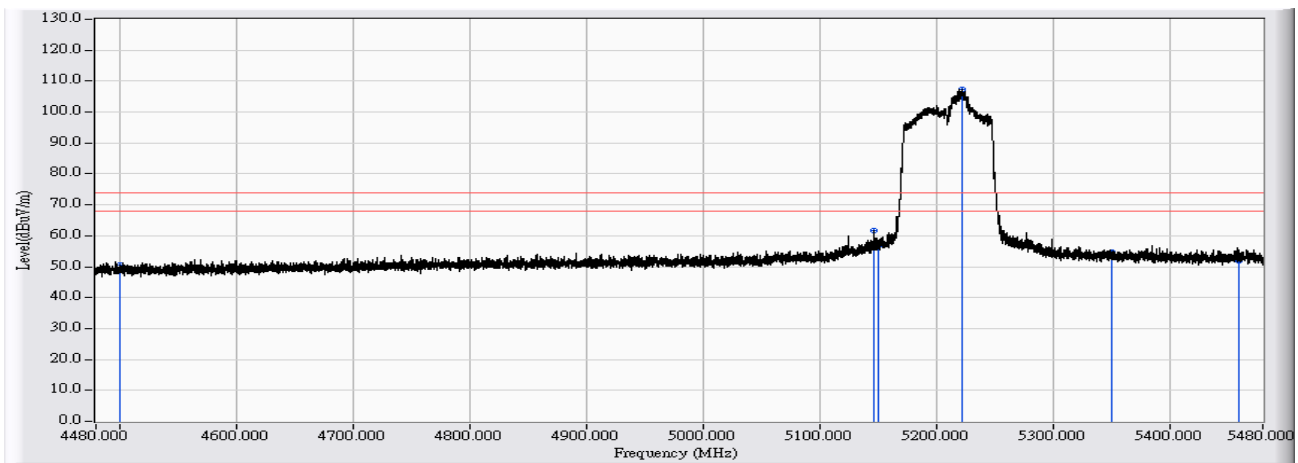


	Frequency (MHz)	Correct Factor (dB)	Reading Level (dBuV)	Measure Level (dBuV/m)	Margin (dB)	Limit (dBuV/m)	Detector Type
1	4500.000	22.335	21.418	43.753	-10.247	54.000	AVERAGE
2	5150.000	24.053	28.225	52.278	-1.722	54.000	AVERAGE
3	5242.924	24.272	84.697	108.968	--	--	AVERAGE
4	5350.000	24.342	26.496	50.838	-3.162	54.000	AVERAGE
5	* 5379.010	24.313	28.669	52.981	-1.019	54.000	AVERAGE
6	5384.010	24.307	28.624	52.931	-1.069	54.000	AVERAGE
7	5460.000	24.289	25.306	49.595	-4.405	54.000	AVERAGE

Note:

1. All readings above 1GHz are performed with peak and/or average measurements as necessary.
2. Peak measurements: RBW = 1MHz, VBW = 1MHz, Sweep: Auto.
3. Average measurements: RBW = 1MHz, VBW = 10 Hz, Sweep: Auto.
4. “ * ”, means this data is the worst emission level.
5. Measurement Level = Reading Level + Correct Factor.
6. The average measurement was not performed when the peak measured data under the limit of average detection.

Site : CB4-H	Time : 2017/02/16
Limit : FCC_SpartC_15.209_03M_PK	Margin : 6
Probe : CB4-H_FCC_EFS_B091_1-18GHz_3M_0117 - HORIZONTAL	Power : AC 120V/60Hz
EUT : Wireless-AC2900 Dual Band Gigabit Router	Note : Mode 3: Tx_AD P: AD890326010-2LF_ Beamforming Mode (802.11 n20/40)_ 802.11ac(80M)_ 5210MHz

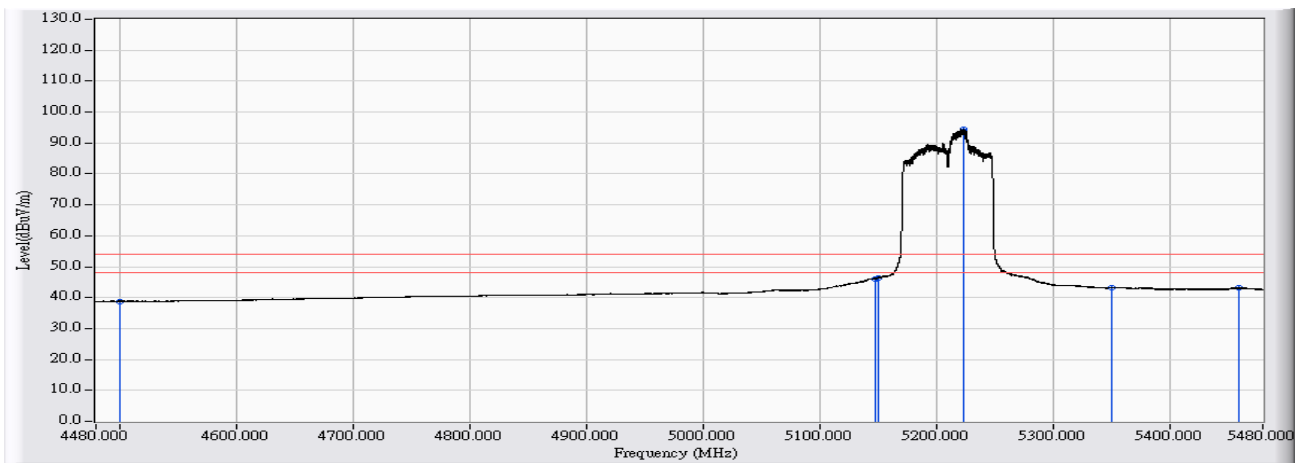


	Frequency (MHz)	Correct Factor (dB)	Reading Level (dBuV)	Measure Level (dBuV/m)	Margin (dB)	Limit (dBuV/m)	Detector Type
1	4500.000	22.335	28.126	50.461	-23.539	74.000	PEAK
2	* 5146.533	24.047	37.732	61.779	-12.221	74.000	PEAK
3	5150.000	24.053	32.810	56.863	-17.137	74.000	PEAK
4	5222.626	24.248	83.109	107.356	--	--	PEAK
5	5350.000	24.342	30.352	54.694	-19.306	74.000	PEAK
6	5460.000	24.289	27.799	52.088	-21.912	74.000	PEAK

Note:

1. All readings above 1GHz are performed with peak and/or average measurements as necessary.
2. Peak measurements: RBW = 1MHz, VBW = 1MHz, Sweep: Auto.
3. Average measurements: RBW = 1MHz, VBW = 10 Hz, Sweep: Auto.
4. “ * ”, means this data is the worst emission level.
5. Measurement Level = Reading Level + Correct Factor.
6. The average measurement was not performed when the peak measured data under the limit of average detection.

Site : CB4-H	Time : 2017/02/16
Limit : FCC_SpartC_15.209_03M_AV	Margin : 6
Probe : CB4-H_FCC_EFS_B091_1-18GHz_3M_0117 - HORIZONTAL	Power : AC 120V/60Hz
EUT : Wireless-AC2900 Dual Band Gigabit Router	Note : Mode 3: Tx_AD P: AD890326010-2LF_ Beamforming Mode (802.11 n20/40)_ 802.11ac(80M)_ 5210MHz

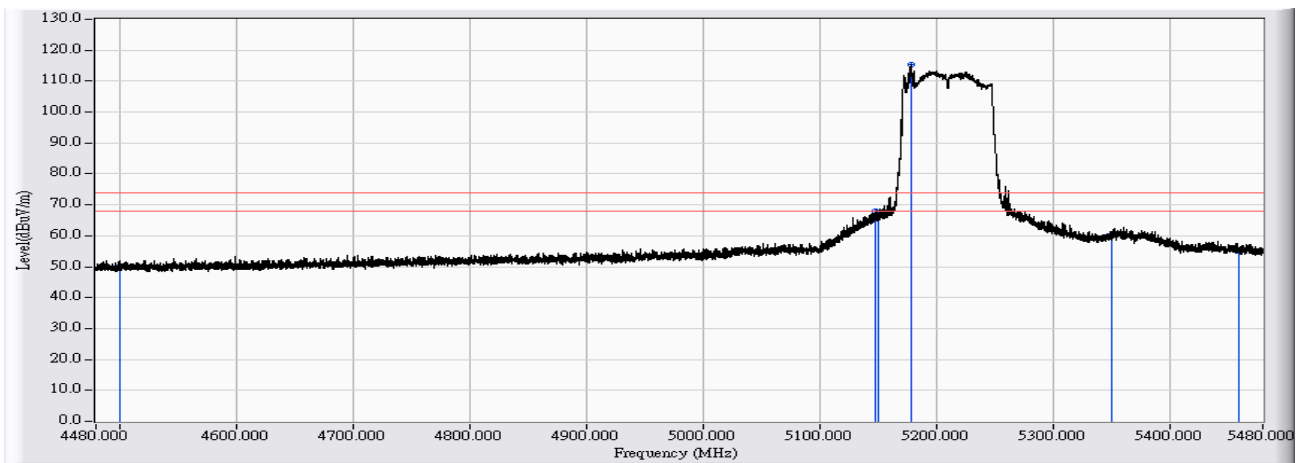


	Frequency (MHz)	Correct Factor (dB)	Reading Level (dBuV)	Measure Level (dBuV/m)	Margin (dB)	Limit (dBuV/m)	Detector Type
1	4500.000	22.335	16.517	38.852	-15.148	54.000	AVERAGE
2	5147.333	24.049	22.005	46.053	-7.947	54.000	AVERAGE
3	* 5150.000	24.053	22.451	46.504	-7.496	54.000	AVERAGE
4	5223.625	24.248	70.118	94.366	--	--	AVERAGE
5	5350.000	24.342	18.848	43.190	-10.810	54.000	AVERAGE
6	5460.000	24.289	18.811	43.100	-10.900	54.000	AVERAGE

Note:

1. All readings above 1GHz are performed with peak and/or average measurements as necessary.
2. Peak measurements: RBW = 1MHz, VBW = 1MHz, Sweep: Auto.
3. Average measurements: RBW = 1MHz, VBW = 10 Hz, Sweep: Auto.
4. “ * ”, means this data is the worst emission level.
5. Measurement Level = Reading Level + Correct Factor.
6. The average measurement was not performed when the peak measured data under the limit of average detection.

Site : CB4-H	Time : 2017/02/16
Limit : FCC_SpartC_15.209_03M_PK	Margin : 6
Probe : CB4-H_FCC_EFS_B091_1-18GHz_3M_0117 - VERTICAL	Power : AC 120V/60Hz
EUT : Wireless-AC2900 Dual Band Gigabit Router	Note : Mode 3: Tx_ADP: AD890326010-2LF_ Beamforming Mode (802.11 n20/40)_ 802.11ac(80M)_ 5210MHz

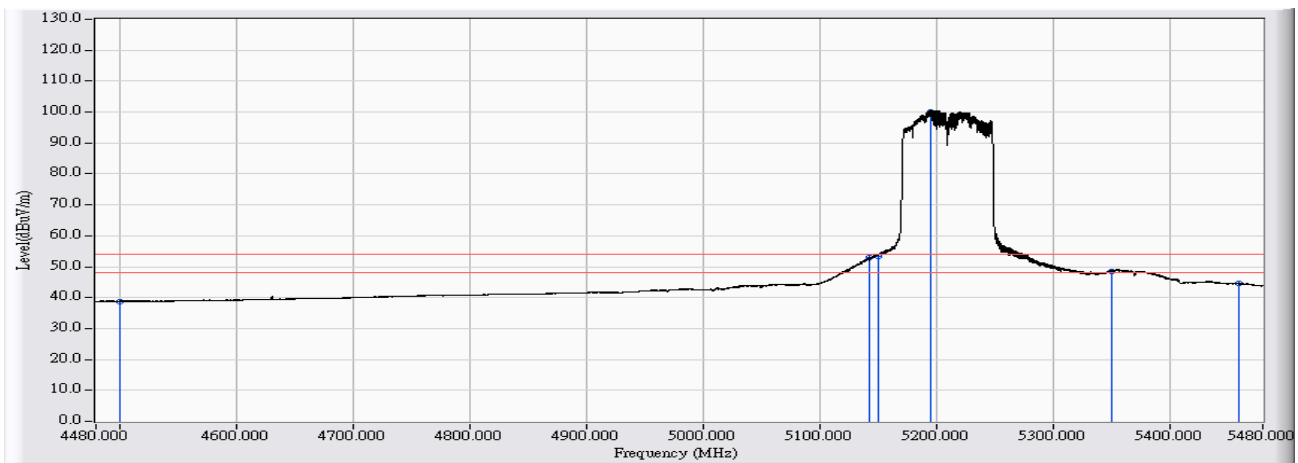


	Frequency (MHz)	Correct Factor (dB)	Reading Level (dBuV)	Measure Level (dBuV/m)	Margin (dB)	Limit (dBuV/m)	Detector Type
1	4500.000	22.335	27.972	50.307	-23.693	74.000	PEAK
2	* 5147.933	24.050	44.083	68.133	-5.867	74.000	PEAK
3	5150.000	24.053	43.152	67.205	-6.795	74.000	PEAK
4	5178.930	24.149	91.180	115.330	--	--	PEAK
5	5350.000	24.342	35.898	60.240	-13.760	74.000	PEAK
6	5460.000	24.289	30.920	55.209	-18.791	74.000	PEAK

Note:

1. All readings above 1GHz are performed with peak and/or average measurements as necessary.
2. Peak measurements: RBW = 1MHz, VBW = 1MHz, Sweep: Auto.
3. Average measurements: RBW = 1MHz, VBW = 10 Hz, Sweep: Auto.
4. “ * ”, means this data is the worst emission level.
5. Measurement Level = Reading Level + Correct Factor.
6. The average measurement was not performed when the peak measured data under the limit of average detection.

Site : CB4-H	Time : 2017/02/16
Limit : FCC_SpartC_15.209_03M_AV	Margin : 6
Probe : CB4-H_FCC_EFS_B091_1-18GHz_3M_0117 - VERTICAL	Power : AC 120V/60Hz
EUT : Wireless-AC2900 Dual Band Gigabit Router	Note : Mode 3: Tx_AD P: AD890326010-2LF_ Beamforming Mode (802.11 n20/40)_ 802.11ac(80M)_ 5210MHz

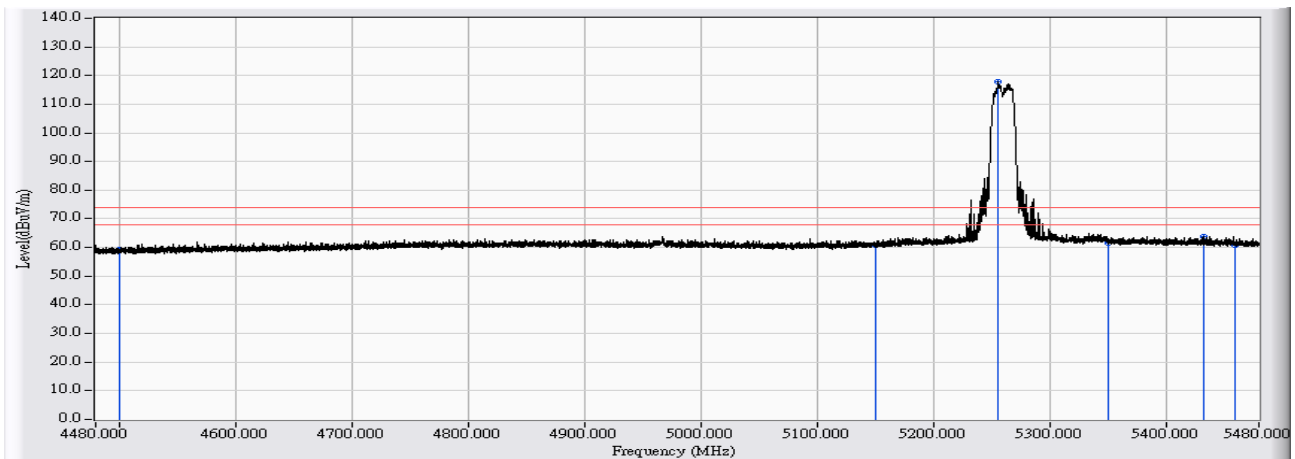


	Frequency (MHz)	Correct Factor (dB)	Reading Level (dBuV)	Measure Level (dBuV/m)	Margin (dB)	Limit (dBuV/m)	Detector Type
1	4500.000	22.335	16.516	38.851	-15.149	54.000	AVERAGE
2	5142.934	24.041	28.830	52.871	-1.129	54.000	AVERAGE
3	* 5150.000	24.053	29.430	53.483	-0.517	54.000	AVERAGE
4	5195.628	24.207	75.951	100.157	--	--	AVERAGE
5	5350.000	24.342	24.027	48.369	-5.631	54.000	AVERAGE
6	5460.000	24.289	20.279	44.568	-9.432	54.000	AVERAGE

Note:

1. All readings above 1GHz are performed with peak and/or average measurements as necessary.
2. Peak measurements: RBW = 1MHz, VBW = 1MHz, Sweep: Auto.
3. Average measurements: RBW = 1MHz, VBW = 10 Hz, Sweep: Auto.
4. “ * ”, means this data is the worst emission level.
5. Measurement Level = Reading Level + Correct Factor.
6. The average measurement was not performed when the peak measured data under the limit of average detection.

Site : CB4-H	Time : 2017/05/10
Limit : FCC_SpartC_15.209_03M_PK	Margin : 6
Probe : CB4-H_FCC_EFS_B091_1-18GHz_3M_0117 - HORIZONTAL	Power : AC 120V/60Hz
EUT : Wireless-AC2900 Dual Band Gigabit Router	Note : Mode 3: Tx_ADP: AD890326010-2LF_ Beamforming Mode (802.11 n20/40)_ 802.11n(20M)_5260MHz

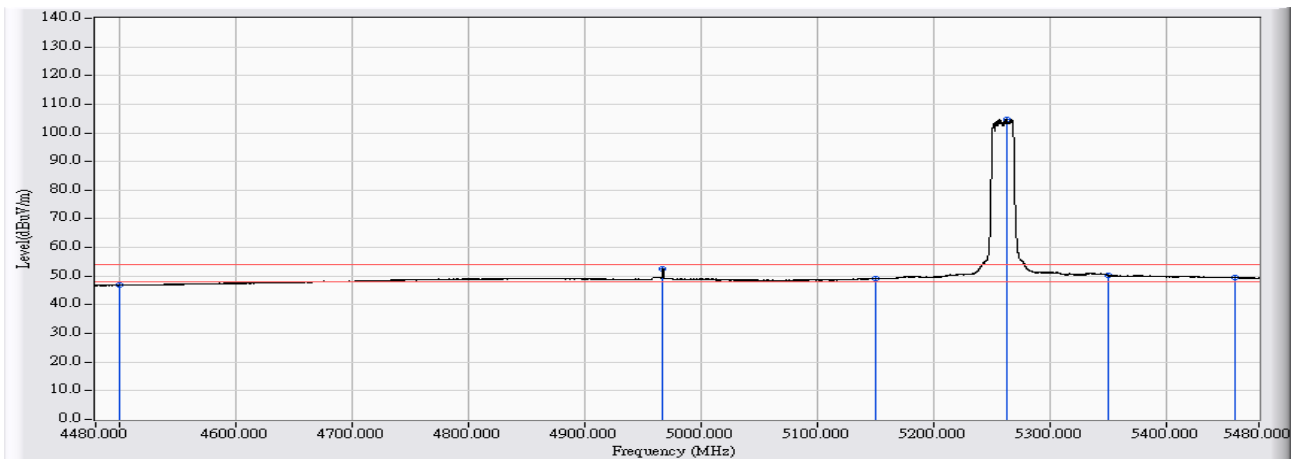


	Frequency (MHz)	Correct Factor (dB)	Reading Level (dBuV)	Measure Level (dBuV/m)	Margin (dB)	Limit (dBuV/m)	Detector Type
1	4500.000	5.716	53.744	59.460	-14.540	74.000	PEAK
2	5150.000	7.264	53.662	60.926	-13.074	74.000	PEAK
3	* 5256.122	7.231	110.693	--	--	74.000	PEAK
4	5350.000	7.298	54.167	61.465	-12.535	74.000	PEAK
5	5432.705	7.356	56.635	63.992	-10.008	74.000	PEAK
6	5460.000	7.376	53.379	60.755	-13.245	74.000	PEAK

Note:

1. All readings above 1GHz are performed with peak and/or average measurements as necessary.
2. Peak measurements: RBW = 1MHz, VBW = 1MHz, Sweep: Auto.
3. Average measurements: RBW = 1MHz, VBW = 10 Hz, Sweep: Auto.
4. “ * ”, means this data is the worst emission level.
5. Measurement Level = Reading Level + Correct Factor.
6. The average measurement was not performed when the peak measured data under the limit of average detection.

Site : CB4-H	Time : 2017/05/10
Limit : FCC_SpartC_15.209_03M_AV	Margin : 6
Probe : CB4-H_FCC_EFS_B091_1-18GHz_3M_0117 - HORIZONTAL	Power : AC 120V/60Hz
EUT : Wireless-AC2900 Dual Band Gigabit Router	Note : Mode 3: Tx_ADP: AD890326010-2LF_ Beamforming Mode (802.11 n20/40)_ 802.11n(20M)_5260MHz

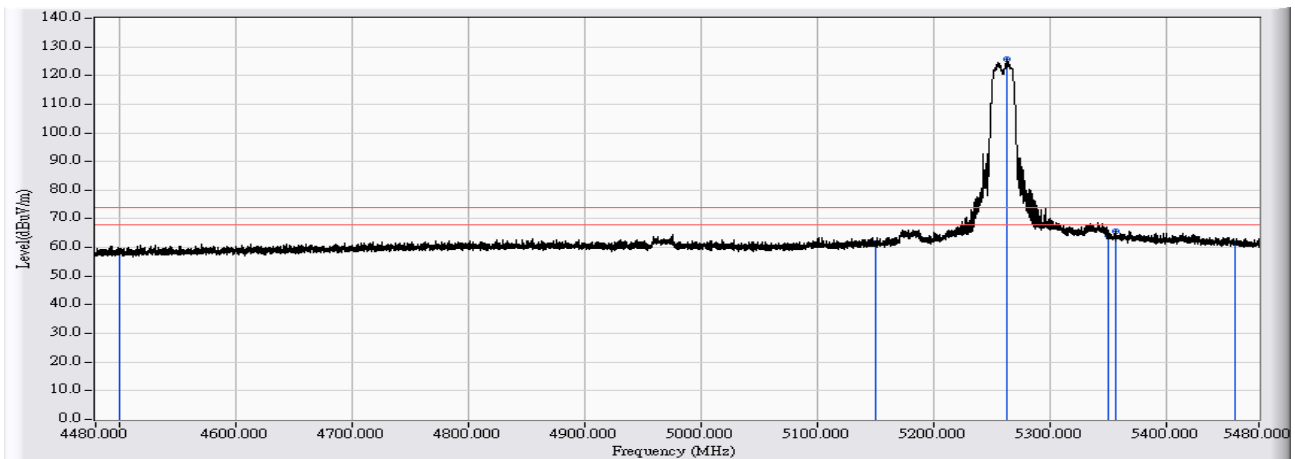


	Frequency (MHz)	Correct Factor (dB)	Reading Level (dBuV)	Measure Level (dBuV/m)	Margin (dB)	Limit (dBuV/m)	Detector Type
1	4500.000	5.716	41.117	46.833	-7.167	54.000	AVERAGE
2	4967.351	7.293	45.084	52.377	-1.623	54.000	AVERAGE
3	5150.000	7.264	41.803	49.067	-4.933	54.000	AVERAGE
4	* 5263.122	7.236	97.439	104.675	--	--	AVERAGE
5	5350.000	7.298	42.929	50.227	-3.773	54.000	AVERAGE
6	5460.000	7.376	42.069	49.445	-4.555	54.000	AVERAGE

Note:

1. All readings above 1GHz are performed with peak and/or average measurements as necessary.
2. Peak measurements: RBW = 1MHz, VBW = 1MHz, Sweep: Auto.
3. Average measurements: RBW = 1MHz, VBW = 10 Hz, Sweep: Auto.
4. “ * ”, means this data is the worst emission level.
5. Measurement Level = Reading Level + Correct Factor.
6. The average measurement was not performed when the peak measured data under the limit of average detection.

Site : CB4-H	Time : 2017/05/10
Limit : FCC_SpartC_15.209_03M_PK	Margin : 6
Probe : CB4-H_FCC_EFS_B091_1-18GHz_3M_0117 - VERTICAL	Power : AC 120V/60Hz
EUT : Wireless-AC2900 Dual Band Gigabit Router	Note : Mode 3: Tx_ADP: AD890326010-2LF_ Beamforming Mode (802.11 n20/40)_ 802.11n(20M)_5260MHz

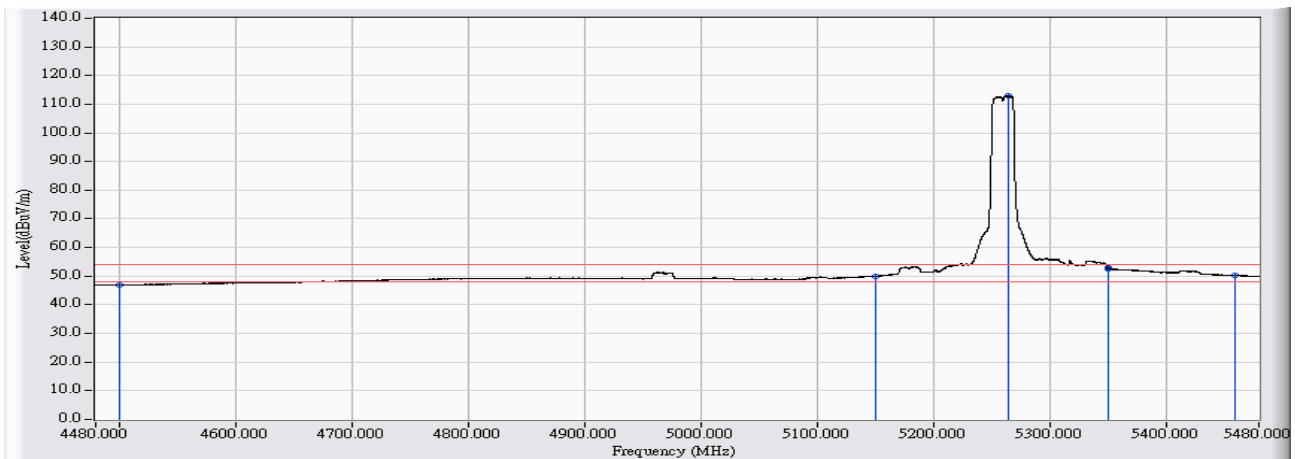


	Frequency (MHz)	Correct Factor (dB)	Reading Level (dBuV)	Measure Level (dBuV/m)	Margin (dB)	Limit (dBuV/m)	Detector Type
1	4500.000	5.716	53.075	58.791	-15.209	74.000	PEAK
2	5150.000	7.264	54.175	61.439	-12.561	74.000	PEAK
3	* 5263.422	7.236	118.368	--	--	74.000	PEAK
4	5350.000	7.298	56.830	64.128	-9.872	74.000	PEAK
5	5356.612	7.303	58.246	65.549	-8.451	74.000	PEAK
6	5460.000	7.376	54.205	61.581	-12.419	74.000	PEAK

Note:

1. All readings above 1GHz are performed with peak and/or average measurements as necessary.
2. Peak measurements: RBW = 1MHz, VBW = 1MHz, Sweep: Auto.
3. Average measurements: RBW = 1MHz, VBW = 10 Hz, Sweep: Auto.
4. " * ", means this data is the worst emission level.
5. Measurement Level = Reading Level + Correct Factor.
6. The average measurement was not performed when the peak measured data under the limit of average detection.

Site : CB4-H	Time : 2017/05/10
Limit : FCC_SpartC_15.209_03M_AV	Margin : 6
Probe : CB4-H_FCC_EFS_B091_1-18GHz_3M_0117 - VERTICAL	Power : AC 120V/60Hz
EUT : Wireless-AC2900 Dual Band Gigabit Router	Note : Mode 3: Tx_ADP: AD890326010-2LF_ Beamforming Mode (802.11 n20/40)_ 802.11n(20M)_5260MHz

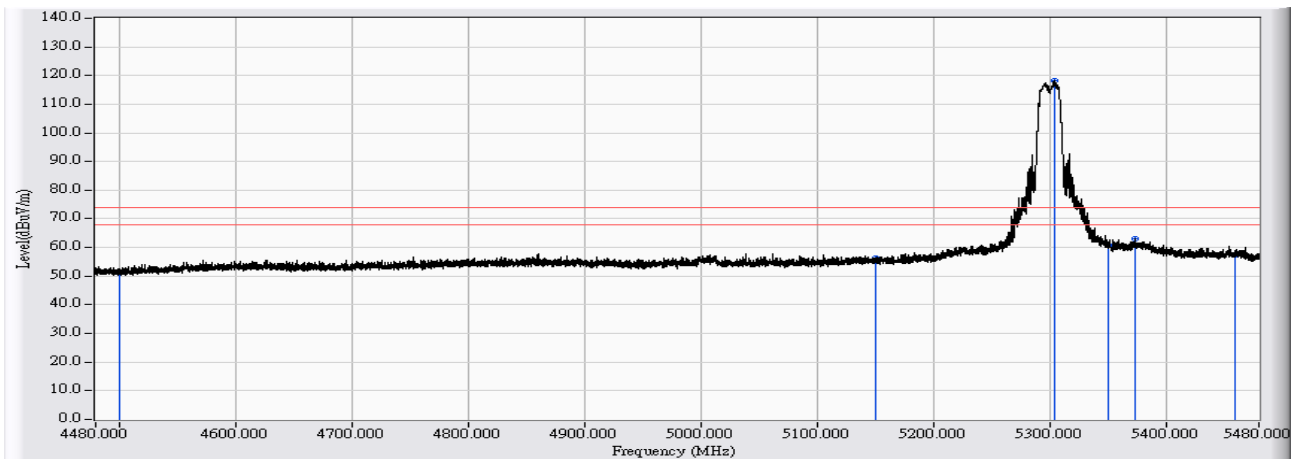


	Frequency (MHz)	Correct Factor (dB)	Reading Level (dBuV)	Measure Level (dBuV/m)	Margin (dB)	Limit (dBuV/m)	Detector Type
1	4500.000	5.716	41.196	46.912	-7.088	54.000	AVERAGE
2	5150.000	7.264	42.675	49.939	-4.061	54.000	AVERAGE
3	* 5264.322	7.237	105.855	113.092	--	--	AVERAGE
4	5350.000	7.298	45.402	52.700	-1.300	54.000	AVERAGE
5	5350.113	7.298	45.606	52.904	-1.096	54.000	AVERAGE
6	5460.000	7.376	42.939	50.315	-3.685	54.000	AVERAGE

Note:

1. All readings above 1GHz are performed with peak and/or average measurements as necessary.
2. Peak measurements: RBW = 1MHz, VBW = 1MHz, Sweep: Auto.
3. Average measurements: RBW = 1MHz, VBW = 10 Hz, Sweep: Auto.
4. “ * ”, means this data is the worst emission level.
5. Measurement Level = Reading Level + Correct Factor.
6. The average measurement was not performed when the peak measured data under the limit of average detection.

Site : CB4-H	Time : 2017/06/02
Limit : FCC_SpartC_15.209_03M_PK	Margin : 6
Probe : CB4-H_FCC_EFS_B091_1-18GHz_3M_0117 - HORIZONTAL	Power : AC 120V/60Hz
EUT : Wireless-AC2900 Dual Band Gigabit Router	Note : Mode 3: Tx_ADP: AD890326010-2LF_ Beamforming Mode (802.11 n20/40)_ 802.11n(20M)_5300MHz

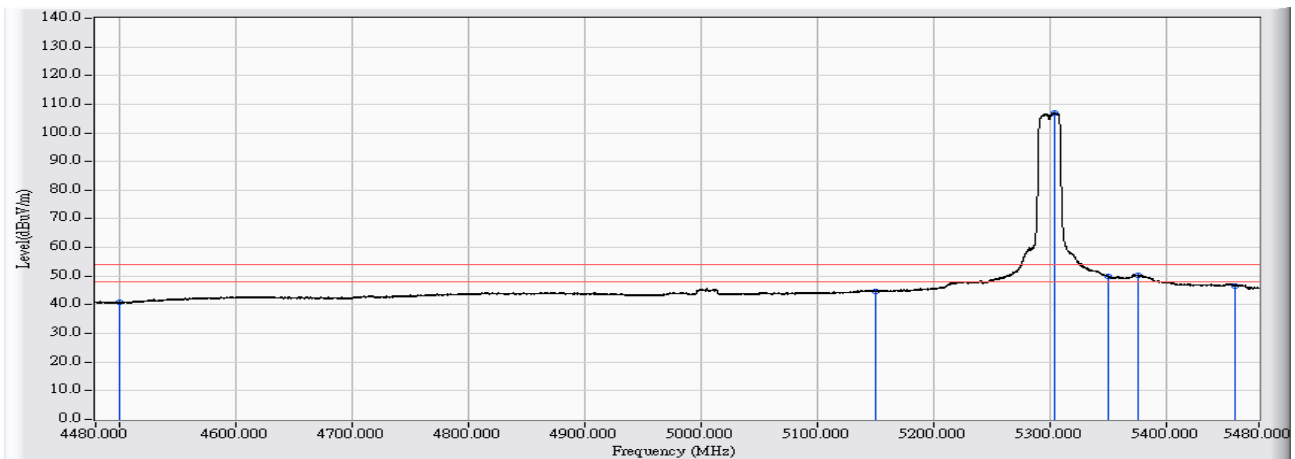


	Frequency (MHz)	Correct Factor (dB)	Reading Level (dBuV)	Measure Level (dBuV/m)	Margin (dB)	Limit (dBuV/m)	Detector Type
1	4500.000	21.739	29.239	50.978	-23.022	74.000	PEAK
2	5150.000	23.597	32.639	56.236	-17.764	74.000	PEAK
3	* 5304.218	23.737	94.590	118.328	--	--	PEAK
4	5350.000	23.806	36.959	60.765	-13.235	74.000	PEAK
5	5373.211	23.840	39.060	62.900	-11.100	74.000	PEAK
6	5460.000	23.958	33.474	57.432	-16.568	74.000	PEAK

Note:

1. All readings above 1GHz are performed with peak and/or average measurements as necessary.
2. Peak measurements: RBW = 1MHz, VBW = 1MHz, Sweep: Auto.
3. Average measurements: RBW = 1MHz, VBW = 10 Hz, Sweep: Auto.
4. “ * ”, means this data is the worst emission level.
5. Measurement Level = Reading Level + Correct Factor.
6. The average measurement was not performed when the peak measured data under the limit of average detection.

Site : CB4-H	Time : 2017/06/02
Limit : FCC_SpartC_15.209_03M_AV	Margin : 6
Probe : CB4-H_FCC_EFS_B091_1-18GHz_3M_0117 - HORIZONTAL	Power : AC 120V/60Hz
EUT : Wireless-AC2900 Dual Band Gigabit Router	Note : Mode 3: Tx_ADP: AD890326010-2LF_ Beamforming Mode (802.11 n20/40)_ 802.11n(20M)_5300MHz

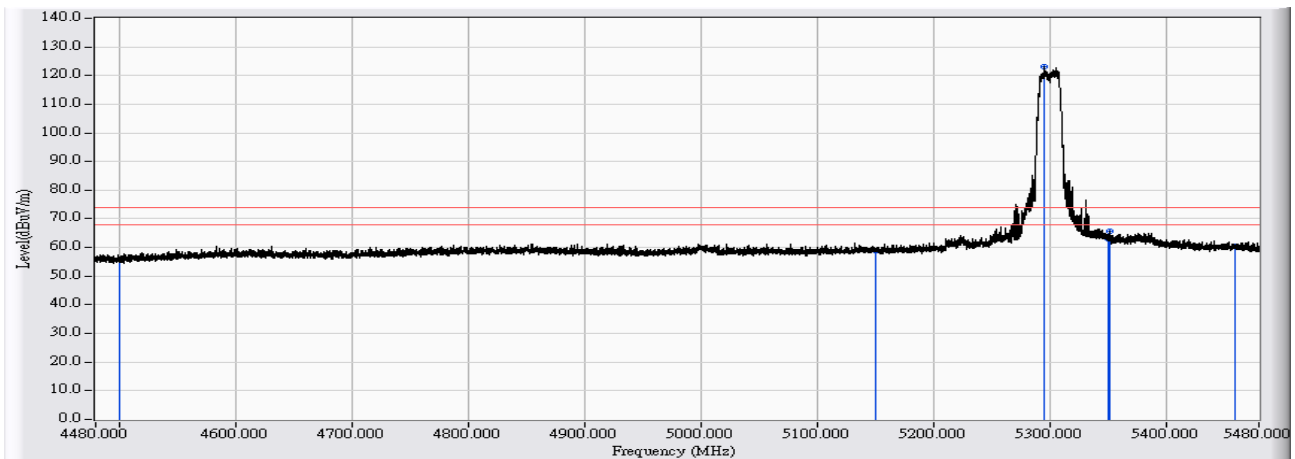


	Frequency (MHz)	Correct Factor (dB)	Reading Level (dBuV)	Measure Level (dBuV/m)	Margin (dB)	Limit (dBuV/m)	Detector Type
1	4500.000	21.739	19.012	40.751	-13.249	54.000	AVERAGE
2	5150.000	23.597	21.032	44.629	-9.371	54.000	AVERAGE
3	* 5304.218	23.737	83.126	106.864	--	--	AVERAGE
4	5350.000	23.806	26.107	49.913	-4.087	54.000	AVERAGE
5	5375.710	23.844	26.621	50.464	-3.536	54.000	AVERAGE
6	5460.000	23.958	22.732	46.690	-7.310	54.000	AVERAGE

Note:

1. All readings above 1GHz are performed with peak and/or average measurements as necessary.
2. Peak measurements: RBW = 1MHz, VBW = 1MHz, Sweep: Auto.
3. Average measurements: RBW = 1MHz, VBW = 10 Hz, Sweep: Auto.
4. “ * ”, means this data is the worst emission level.
5. Measurement Level = Reading Level + Correct Factor.
6. The average measurement was not performed when the peak measured data under the limit of average detection.

Site : CB4-H	Time : 2017/05/31
Limit : FCC_SpartC_15.209_03M_PK	Margin : 6
Probe : CB4-H_FCC_EFS_B091_1-18GHz_3M_0117 - VERTICAL	Power : AC 120V/60Hz
EUT : Wireless-AC2900 Dual Band Gigabit Router	Note : Mode 3: Tx_ADP: AD890326010-2LF_ Beamforming Mode (802.11 n20/40)_ 802.11n(20M)_5300MHz

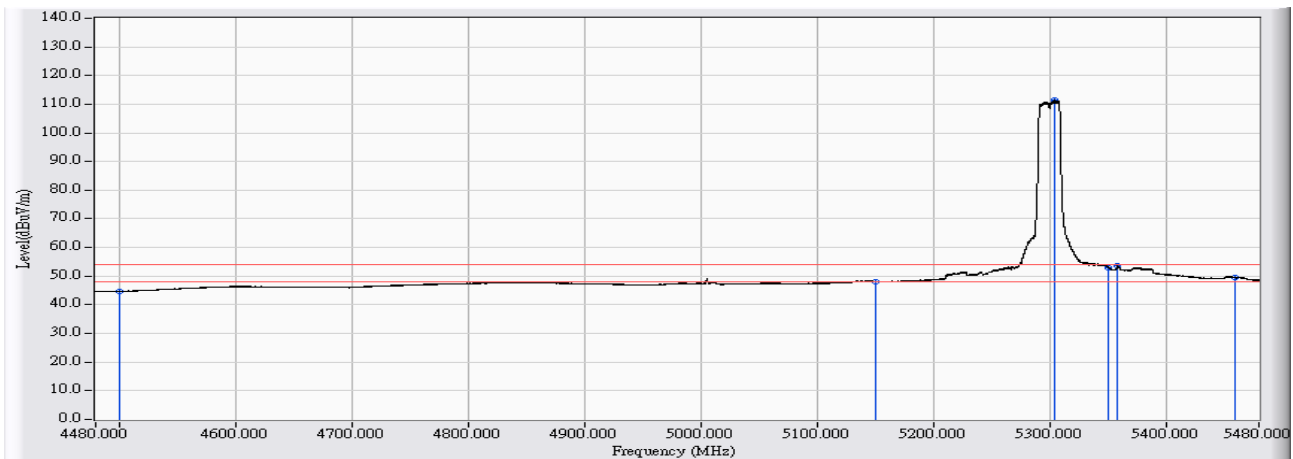


	Frequency (MHz)	Correct Factor (dB)	Reading Level (dBuV)	Measure Level (dBuV/m)	Margin (dB)	Limit (dBuV/m)	Detector Type
1	4500.000	21.739	34.289	56.028	-17.972	74.000	PEAK
2	5150.000	23.597	35.426	59.023	-14.977	74.000	PEAK
3	* 5295.618	23.726	99.305	123.030	--	--	PEAK
4	5350.000	23.806	39.201	63.007	-10.993	74.000	PEAK
5	5351.613	23.809	41.750	65.558	-8.442	74.000	PEAK
6	5460.000	23.958	36.391	60.349	-13.651	74.000	PEAK

Note:

1. All readings above 1GHz are performed with peak and/or average measurements as necessary.
2. Peak measurements: RBW = 1MHz, VBW = 1MHz, Sweep: Auto.
3. Average measurements: RBW = 1MHz, VBW = 10 Hz, Sweep: Auto.
4. “ * ”, means this data is the worst emission level.
5. Measurement Level = Reading Level + Correct Factor.
6. The average measurement was not performed when the peak measured data under the limit of average detection.

Site : CB4-H	Time : 2017/05/31
Limit : FCC_SpartC_15.209_03M_AV	Margin : 6
Probe : CB4-H_FCC_EFS_B091_1-18GHz_3M_0117 - VERTICAL	Power : AC 120V/60Hz
EUT : Wireless-AC2900 Dual Band Gigabit Router	Note : Mode 3: Tx_ADP: AD890326010-2LF_ Beamforming Mode (802.11 n20/40)_ 802.11n(20M)_5300MHz

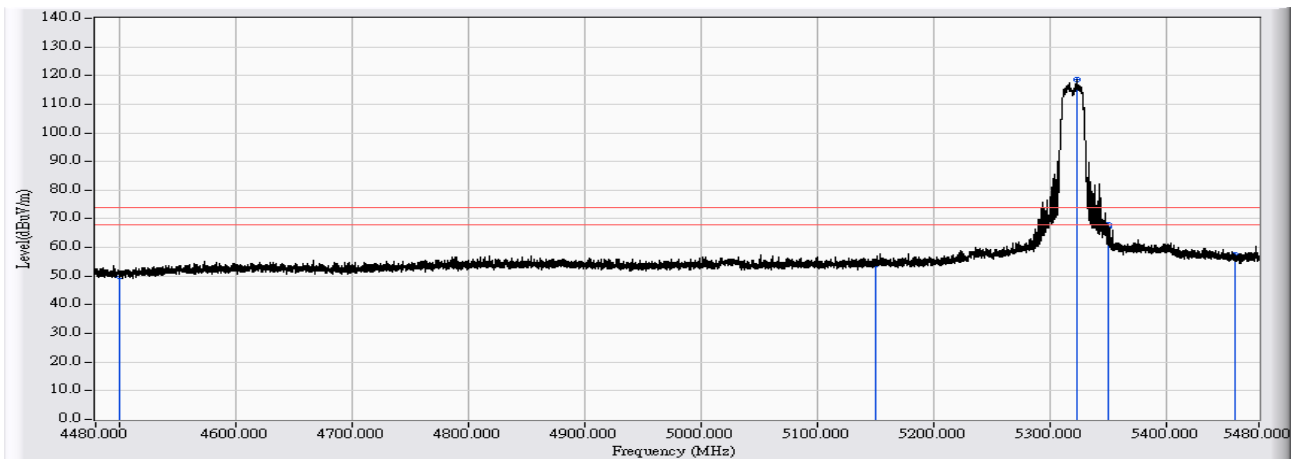


	Frequency (MHz)	Correct Factor (dB)	Reading Level (dBuV)	Measure Level (dBuV/m)	Margin (dB)	Limit (dBuV/m)	Detector Type
1	4500.000	21.739	22.866	44.605	-9.395	54.000	AVERAGE
2	5150.000	23.597	24.411	48.008	-5.992	54.000	AVERAGE
3	* 5304.218	23.737	87.664	111.402	--	--	AVERAGE
4	5350.000	23.806	29.113	52.919	-1.081	54.000	AVERAGE
5	5358.612	23.818	29.676	53.494	-0.506	54.000	AVERAGE
6	5460.000	23.958	25.541	49.499	-4.501	54.000	AVERAGE

Note:

1. All readings above 1GHz are performed with peak and/or average measurements as necessary.
2. Peak measurements: RBW = 1MHz, VBW = 1MHz, Sweep: Auto.
3. Average measurements: RBW = 1MHz, VBW = 10 Hz, Sweep: Auto.
4. “ * ”, means this data is the worst emission level.
5. Measurement Level = Reading Level + Correct Factor.
6. The average measurement was not performed when the peak measured data under the limit of average detection.

Site : CB4-H	Time : 2017/06/02
Limit : FCC_SpartC_15.209_03M_PK	Margin : 6
Probe : CB4-H_FCC_EFS_B091_1-18GHz_3M_0117 - HORIZONTAL	Power : AC 120V/60Hz
EUT : Wireless-AC2900 Dual Band Gigabit Router	Note : Mode 3: Tx_ADP: AD890326010-2LF_ Beamforming Mode (802.11 n20/40)_ 802.11n(20M)_5320MHz

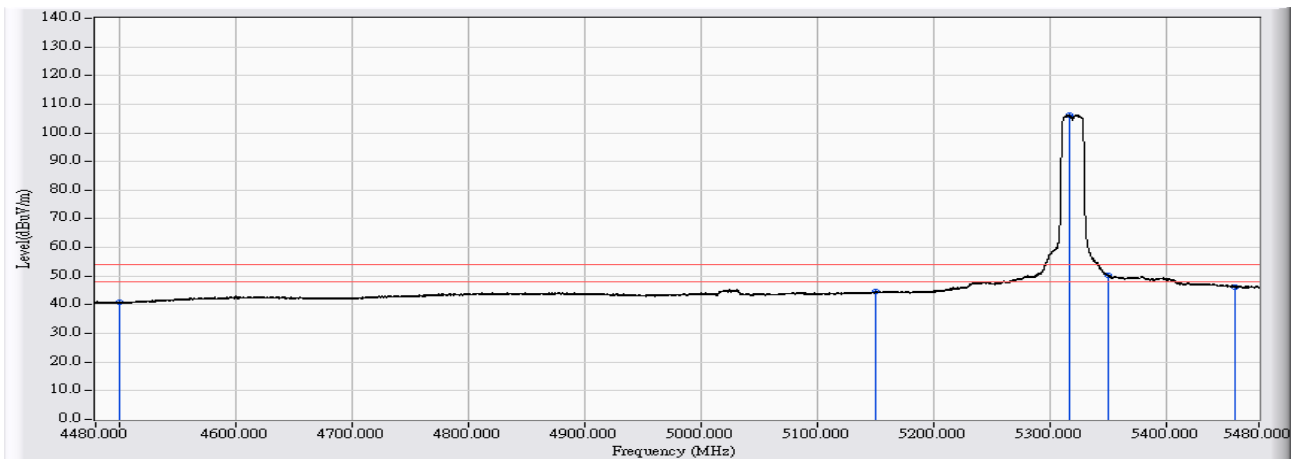


	Frequency (MHz)	Correct Factor (dB)	Reading Level (dBuV)	Measure Level (dBuV/m)	Margin (dB)	Limit (dBuV/m)	Detector Type
1	4500.000	21.739	28.316	50.055	-23.945	74.000	PEAK
2	5150.000	23.597	30.370	53.967	-20.033	74.000	PEAK
3	* 5324.216	23.768	94.661	118.428	--	--	PEAK
4	5350.000	23.806	43.524	67.330	-6.670	74.000	PEAK
5	5350.113	23.806	44.041	67.847	-6.153	74.000	PEAK
6	5460.000	23.958	33.434	57.392	-16.608	74.000	PEAK

Note:

1. All readings above 1GHz are performed with peak and/or average measurements as necessary.
2. Peak measurements: RBW = 1MHz, VBW = 1MHz, Sweep: Auto.
3. Average measurements: RBW = 1MHz, VBW = 10 Hz, Sweep: Auto.
4. " * ", means this data is the worst emission level.
5. Measurement Level = Reading Level + Correct Factor.
6. The average measurement was not performed when the peak measured data under the limit of average detection.

Site : CB4-H	Time : 2017/06/02
Limit : FCC_SpartC_15.209_03M_AV	Margin : 6
Probe : CB4-H_FCC_EFS_B091_1-18GHz_3M_0117 - HORIZONTAL	Power : AC 120V/60Hz
EUT : Wireless-AC2900 Dual Band Gigabit Router	Note : Mode 3: Tx_ADP: AD890326010-2LF_ Beamforming Mode (802.11 n20/40)_ 802.11n(20M)_5320MHz

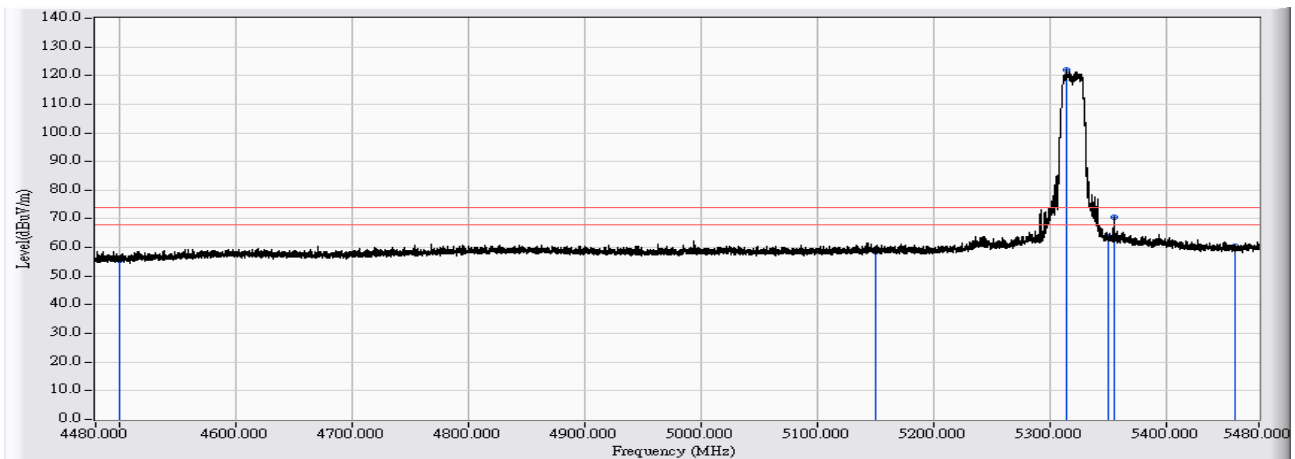


	Frequency (MHz)	Correct Factor (dB)	Reading Level (dBuV)	Measure Level (dBuV/m)	Margin (dB)	Limit (dBuV/m)	Detector Type
1	4500.000	21.739	19.004	40.743	-13.257	54.000	AVERAGE
2	5150.000	23.597	20.890	44.487	-9.513	54.000	AVERAGE
3	* 5316.816	23.757	82.527	106.283	--	--	AVERAGE
4	5350.000	23.806	26.513	50.319	-3.681	54.000	AVERAGE
5	5350.113	23.806	26.557	50.363	-3.637	54.000	AVERAGE
6	5460.000	23.958	22.282	46.240	-7.760	54.000	AVERAGE

Note:

1. All readings above 1GHz are performed with peak and/or average measurements as necessary.
2. Peak measurements: RBW = 1MHz, VBW = 1MHz, Sweep: Auto.
3. Average measurements: RBW = 1MHz, VBW = 10 Hz, Sweep: Auto.
4. “ * ”, means this data is the worst emission level.
5. Measurement Level = Reading Level + Correct Factor.
6. The average measurement was not performed when the peak measured data under the limit of average detection.

Site : CB4-H	Time : 2017/05/31
Limit : FCC_SpartC_15.209_03M_PK	Margin : 6
Probe : CB4-H_FCC_EFS_B091_1-18GHz_3M_0117 - VERTICAL	Power : AC 120V/60Hz
EUT : Wireless-AC2900 Dual Band Gigabit Router	Note : Mode 3: Tx_ADP: AD890326010-2LF_ Beamforming Mode (802.11 n20/40)_ 802.11n(20M)_5320MHz

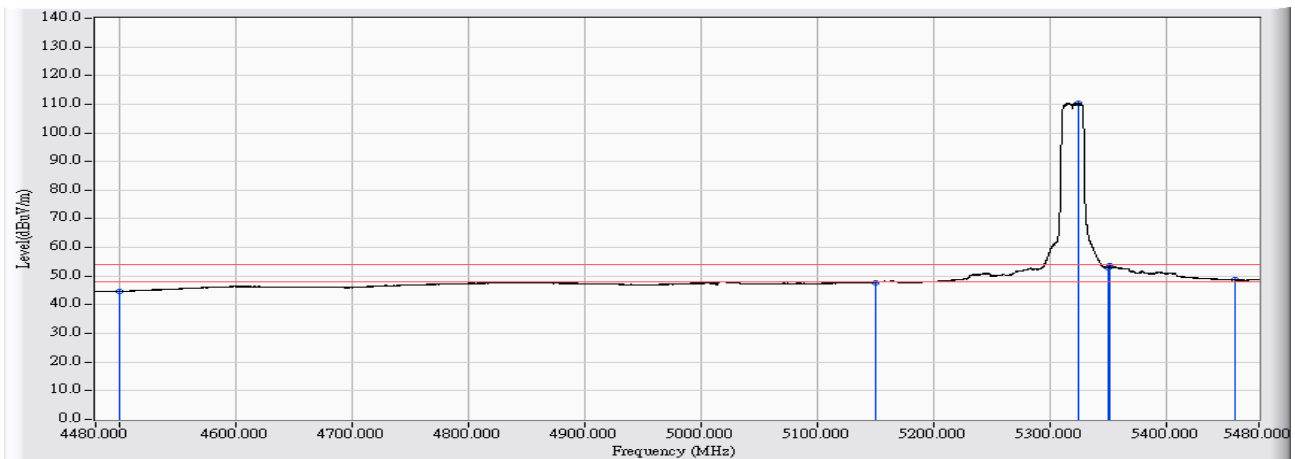


	Frequency (MHz)	Correct Factor (dB)	Reading Level (dBuV)	Measure Level (dBuV/m)	Margin (dB)	Limit (dBuV/m)	Detector Type
1	4500.000	21.739	33.930	55.669	-18.331	74.000	PEAK
2	5150.000	23.597	35.022	58.619	-15.381	74.000	PEAK
3	* 5314.917	23.754	98.341	122.095	--	--	PEAK
4	5350.000	23.806	39.968	63.774	-10.226	74.000	PEAK
5	5355.012	23.813	46.581	70.394	-3.606	74.000	PEAK
6	5460.000	23.958	36.322	60.280	-13.720	74.000	PEAK

Note:

1. All readings above 1GHz are performed with peak and/or average measurements as necessary.
2. Peak measurements: RBW = 1MHz, VBW = 1MHz, Sweep: Auto.
3. Average measurements: RBW = 1MHz, VBW = 10 Hz, Sweep: Auto.
4. " * ", means this data is the worst emission level.
5. Measurement Level = Reading Level + Correct Factor.
6. The average measurement was not performed when the peak measured data under the limit of average detection.

Site : CB4-H	Time : 2017/0531 - 15:35
Limit : FCC_SpartC_15.209_03M_AV	Margin : 6
Probe : CB4-H_FCC_EFS_B091_1-18GHz_3M_0117 - VERTICAL	Power : AC 120V/60Hz
EUT : Wireless-AC2900 Dual Band Gigabit Router	Note : Mode 3: Tx_ADP: AD890326010-2LF_ Beamforming Mode (802.11 n20/40)_ 802.11n(20M)_5320MHz

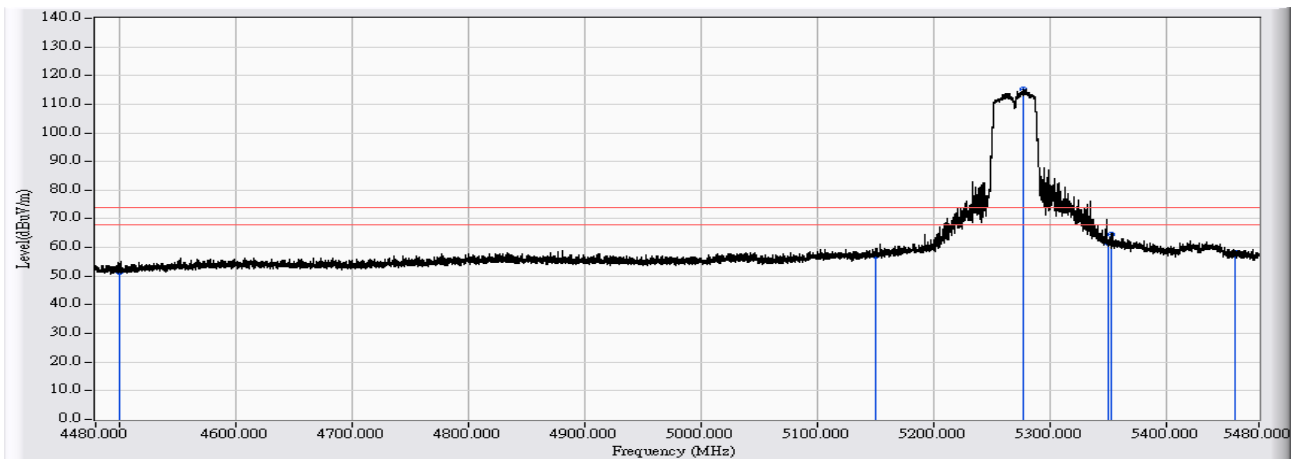


	Frequency (MHz)	Correct Factor (dB)	Reading Level (dBuV)	Measure Level (dBuV/m)	Margin (dB)	Limit (dBuV/m)	Detector Type
1	4500.000	21.739	22.857	44.596	-9.404	54.000	AVERAGE
2	5150.000	23.597	24.242	47.839	-6.161	54.000	AVERAGE
3	* 5324.516	23.767	86.763	110.531	--	--	AVERAGE
4	5350.000	23.806	29.108	52.914	-1.086	54.000	AVERAGE
5	5351.613	23.809	29.722	53.530	-0.470	54.000	AVERAGE
6	5460.000	23.958	24.788	48.746	-5.254	54.000	AVERAGE

Note:

1. All readings above 1GHz are performed with peak and/or average measurements as necessary.
2. Peak measurements: RBW = 1MHz, VBW = 1MHz, Sweep: Auto.
3. Average measurements: RBW = 1MHz, VBW = 10 Hz, Sweep: Auto.
4. " * ", means this data is the worst emission level.
5. Measurement Level = Reading Level + Correct Factor.
6. The average measurement was not performed when the peak measured data under the limit of average detection.

Site : CB4-H	Time : 2017/06/02
Limit : FCC_SpartC_15.209_03M_PK	Margin : 6
Probe : CB4-H_FCC_EFS_B091_1-18GHz_3M_0117 - HORIZONTAL	Power : AC 120V/60Hz
EUT : Wireless-AC2900 Dual Band Gigabit Router	Note : Mode 3: Tx_ADP: AD890326010-2LF_ Beamforming Mode (802.11 n20/40)_ 802.11n(40M)_ 5270MHz

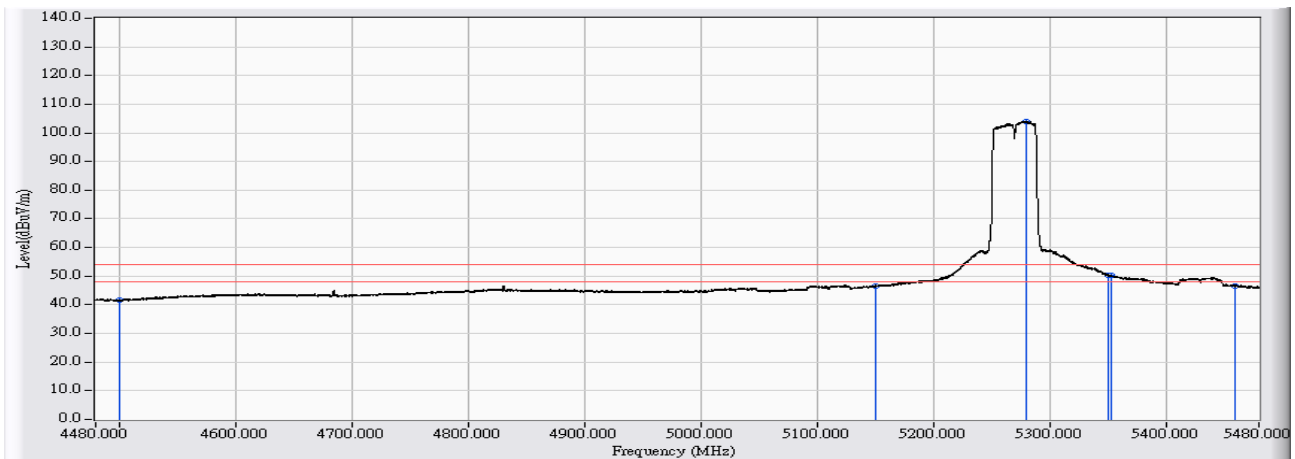


	Frequency (MHz)	Correct Factor (dB)	Reading Level (dBuV)	Measure Level (dBuV/m)	Margin (dB)	Limit (dBuV/m)	Detector Type
1	4500.000	21.739	29.552	51.291	-22.709	74.000	PEAK
2	5150.000	23.597	33.635	57.232	-16.768	74.000	PEAK
3	* 5278.020	23.699	91.674	115.372	--	--	PEAK
4	5350.000	23.806	37.662	61.468	-12.532	74.000	PEAK
5	5352.613	23.809	40.879	64.688	-9.312	74.000	PEAK
6	5460.000	23.958	34.311	58.269	-15.731	74.000	PEAK

Note:

1. All readings above 1GHz are performed with peak and/or average measurements as necessary.
2. Peak measurements: RBW = 1MHz, VBW = 1MHz, Sweep: Auto.
3. Average measurements: RBW = 1MHz, VBW = 10 Hz, Sweep: Auto.
4. “ * ”, means this data is the worst emission level.
5. Measurement Level = Reading Level + Correct Factor.
6. The average measurement was not performed when the peak measured data under the limit of average detection.

Site : CB4-H	Time : 2017/06/02
Limit : FCC_SpartC_15.209_03M_AV	Margin : 6
Probe : CB4-H_FCC_EFS_B091_1-18GHz_3M_0117 - HORIZONTAL	Power : AC 120V/60Hz
EUT : Wireless-AC2900 Dual Band Gigabit Router	Note : Mode 3: Tx_ADP: AD890326010-2LF_ Beamforming Mode (802.11 n20/40)_ 802.11n(40M)_ 5270MHz

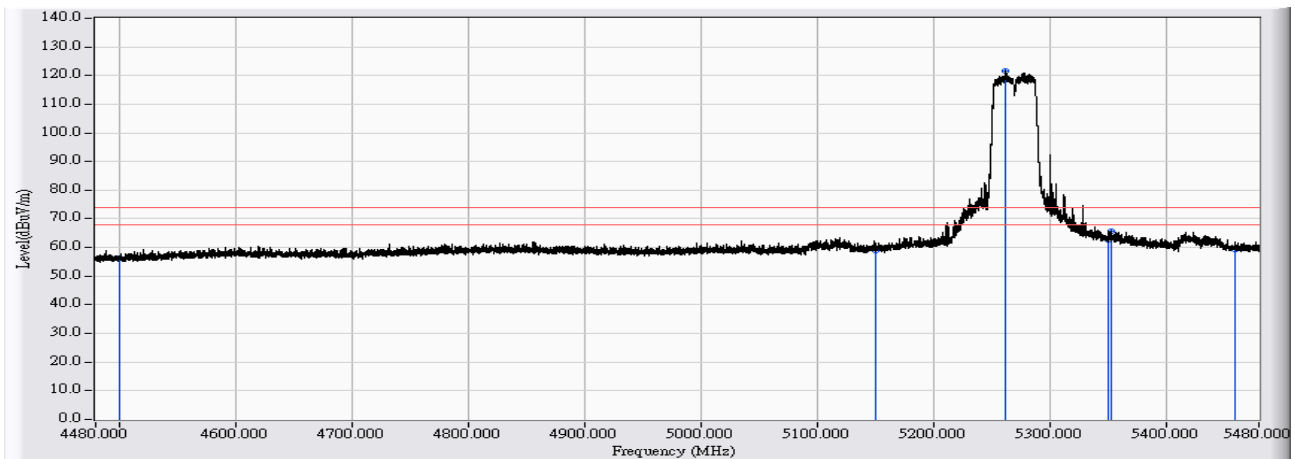


	Frequency (MHz)	Correct Factor (dB)	Reading Level (dBuV)	Measure Level (dBuV/m)	Margin (dB)	Limit (dBuV/m)	Detector Type
1	4500.000	21.739	19.866	41.605	-12.395	54.000	AVERAGE
2	5150.000	23.597	22.874	46.471	-7.529	54.000	AVERAGE
3	* 5279.820	23.701	80.454	104.155	--	--	AVERAGE
4	5350.000	23.806	26.575	50.381	-3.619	54.000	AVERAGE
5	5352.813	23.809	26.621	50.431	-3.569	54.000	AVERAGE
6	5460.000	23.958	22.548	46.506	-7.494	54.000	AVERAGE

Note:

1. All readings above 1GHz are performed with peak and/or average measurements as necessary.
2. Peak measurements: RBW = 1MHz, VBW = 1MHz, Sweep: Auto.
3. Average measurements: RBW = 1MHz, VBW = 10 Hz, Sweep: Auto.
4. “ * ”, means this data is the worst emission level.
5. Measurement Level = Reading Level + Correct Factor.
6. The average measurement was not performed when the peak measured data under the limit of average detection.

Site : CB4-H	Time : 2017/05/31
Limit : FCC_SpartC_15.209_03M_PK	Margin : 6
Probe : CB4-H_FCC_EFS_B091_1-18GHz_3M_0117 - VERTICAL	Power : AC 120V/60Hz
EUT : Wireless-AC2900 Dual Band Gigabit Router	Note : Mode 3: Tx_ADP: AD890326010-2LF_ Beamforming Mode (802.11 n20/40)_ 802.11n(40M)_5270MHz

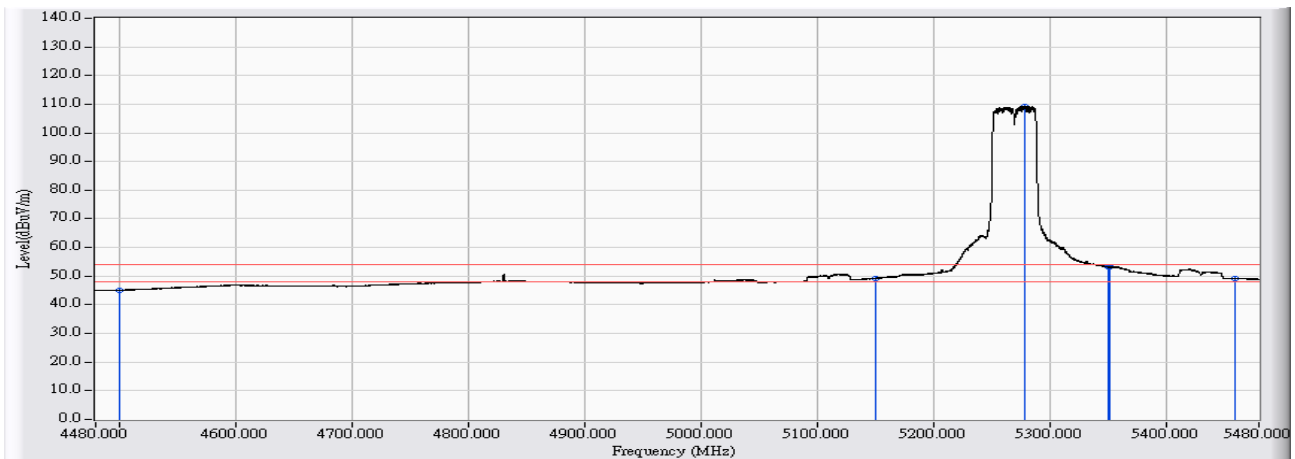


	Frequency (MHz)	Correct Factor (dB)	Reading Level (dBuV)	Measure Level (dBuV/m)	Margin (dB)	Limit (dBuV/m)	Detector Type
1	4500.000	21.739	34.636	56.375	-17.625	74.000	PEAK
2	5150.000	23.597	35.316	58.913	-15.087	74.000	PEAK
3	* 5262.022	23.673	97.800	121.473	--	--	PEAK
4	5350.000	23.806	38.713	62.519	-11.481	74.000	PEAK
5	5353.413	23.811	42.001	65.812	-8.188	74.000	PEAK
6	5460.000	23.958	35.317	59.275	-14.725	74.000	PEAK

Note:

1. All readings above 1GHz are performed with peak and/or average measurements as necessary.
2. Peak measurements: RBW = 1MHz, VBW = 1MHz, Sweep: Auto.
3. Average measurements: RBW = 1MHz, VBW = 10 Hz, Sweep: Auto.
4. “ * ”, means this data is the worst emission level.
5. Measurement Level = Reading Level + Correct Factor.
6. The average measurement was not performed when the peak measured data under the limit of average detection.

Site : CB4-H	Time : 2017/05/31
Limit : FCC_SpartC_15.209_03M_AV	Margin : 6
Probe : CB4-H_FCC_EFS_B091_1-18GHz_3M_0117 - VERTICAL	Power : AC 120V/60Hz
EUT : Wireless-AC2900 Dual Band Gigabit Router	Note : Mode 3: Tx_ADP: AD890326010-2LF_ Beamforming Mode (802.11 n20/40)_ 802.11n(40M)_5270MHz

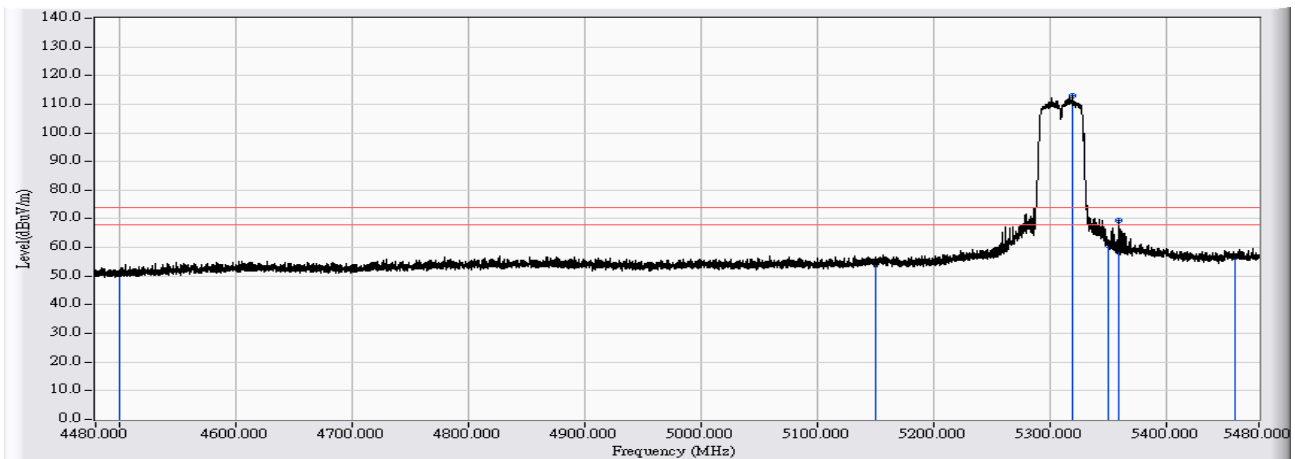


	Frequency (MHz)	Correct Factor (dB)	Reading Level (dBuV)	Measure Level (dBuV/m)	Margin (dB)	Limit (dBuV/m)	Detector Type
1	4500.000	21.739	23.236	44.975	-9.025	54.000	AVERAGE
2	5150.000	23.597	25.675	49.272	-4.728	54.000	AVERAGE
3	* 5279.220	23.701	85.680	109.380	--	--	AVERAGE
4	5350.000	23.806	29.333	53.139	-0.861	54.000	AVERAGE
5	5351.213	23.807	29.450	53.257	-0.743	54.000	AVERAGE
6	5460.000	23.958	25.206	49.164	-4.836	54.000	AVERAGE

Note:

1. All readings above 1GHz are performed with peak and/or average measurements as necessary.
2. Peak measurements: RBW = 1MHz, VBW = 1MHz, Sweep: Auto.
3. Average measurements: RBW = 1MHz, VBW = 10 Hz, Sweep: Auto.
4. “ * ”, means this data is the worst emission level.
5. Measurement Level = Reading Level + Correct Factor.
6. The average measurement was not performed when the peak measured data under the limit of average detection.

Site : CB4-H	Time : 2017/06/02
Limit : FCC_SpartC_15.209_03M_PK	Margin : 6
Probe : CB4-H_FCC_EFS_B091_1-18GHz_3M_0117 - HORIZONTAL	Power : AC 120V/60Hz
EUT : Wireless-AC2900 Dual Band Gigabit Router	Note : Mode 3: Tx_ADP: AD890326010-2LF_ Beamforming Mode (802.11 n20/40)_ 802.11n(40M)_5310MHz

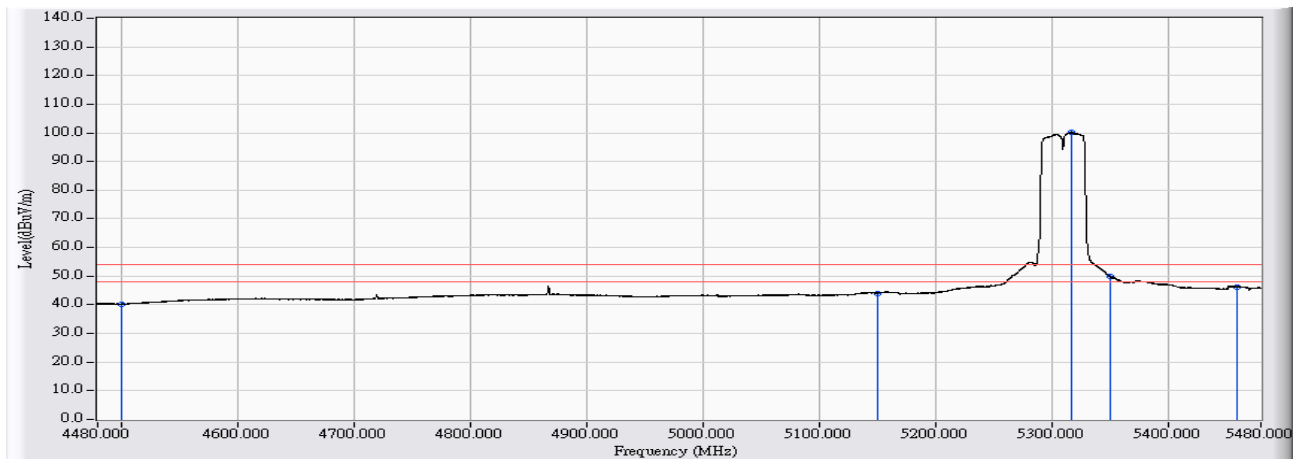


	Frequency (MHz)	Correct Factor (dB)	Reading Level (dBuV)	Measure Level (dBuV/m)	Margin (dB)	Limit (dBuV/m)	Detector Type
1	4500.000	21.739	28.943	50.682	-23.318	74.000	PEAK
2	5150.000	23.597	30.738	54.335	-19.665	74.000	PEAK
3	* 5319.516	23.760	89.077	112.837	--	--	PEAK
4	5350.000	23.806	36.822	60.628	-13.372	74.000	PEAK
5	5359.012	23.819	45.696	69.515	-4.485	74.000	PEAK
6	5460.000	23.958	32.728	56.686	-17.314	74.000	PEAK

Note:

1. All readings above 1GHz are performed with peak and/or average measurements as necessary.
2. Peak measurements: RBW = 1MHz, VBW = 1MHz, Sweep: Auto.
3. Average measurements: RBW = 1MHz, VBW = 10 Hz, Sweep: Auto.
4. " * ", means this data is the worst emission level.
5. Measurement Level = Reading Level + Correct Factor.
6. The average measurement was not performed when the peak measured data under the limit of average detection.

Site : CB4-H	Time : 2017/06/02
Limit : FCC_SpartC_15.209_03M_AV	Margin : 6
Probe : CB4-H_FCC_EFS_B091_1-18GHz_3M_0117 - HORIZONTAL	Power : AC 120V/60Hz
EUT : Wireless-AC2900 Dual Band Gigabit Router	Note : Mode 3: Tx_ADP: AD890326010-2LF_ Beamforming Mode (802.11 n20/40)_ 802.11n(40M)_5310MHz

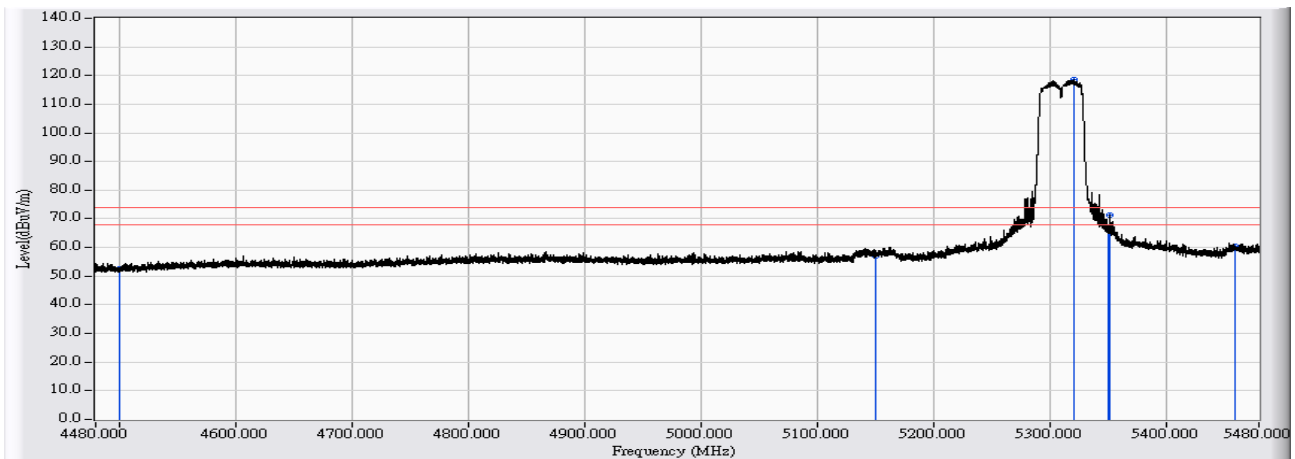


	Frequency (MHz)	Correct Factor (dB)	Reading Level (dBuV)	Measure Level (dBuV/m)	Margin (dB)	Limit (dBuV/m)	Detector Type
1	4500.000	21.739	18.534	40.273	-13.727	54.000	AVERAGE
2	5150.000	23.597	20.361	43.958	-10.042	54.000	AVERAGE
3	* 5317.616	23.757	76.420	100.178	--	--	AVERAGE
4	5350.000	23.806	26.035	49.841	-4.159	54.000	AVERAGE
5	5350.113	23.806	26.077	49.883	-4.117	54.000	AVERAGE
6	5460.000	23.958	22.185	46.143	-7.857	54.000	AVERAGE

Note:

1. All readings above 1GHz are performed with peak and/or average measurements as necessary.
2. Peak measurements: RBW = 1MHz, VBW = 1MHz, Sweep: Auto.
3. Average measurements: RBW = 1MHz, VBW = 10 Hz, Sweep: Auto.
4. “ * ”, means this data is the worst emission level.
5. Measurement Level = Reading Level + Correct Factor.
6. The average measurement was not performed when the peak measured data under the limit of average detection.

Site : CB4-H	Time : 2017/05/31
Limit : FCC_SpartC_15.209_03M_PK	Margin : 6
Probe : CB4-H_FCC_EFS_B091_1-18GHz_3M_0117 - VERTICAL	Power : AC 120V/60Hz
EUT : Wireless-AC2900 Dual Band Gigabit Router	Note : Mode 3: Tx_ADP: AD890326010-2LF_ Beamforming Mode (802.11 n20/40)_ 802.11n(40M)_ 5310MHz

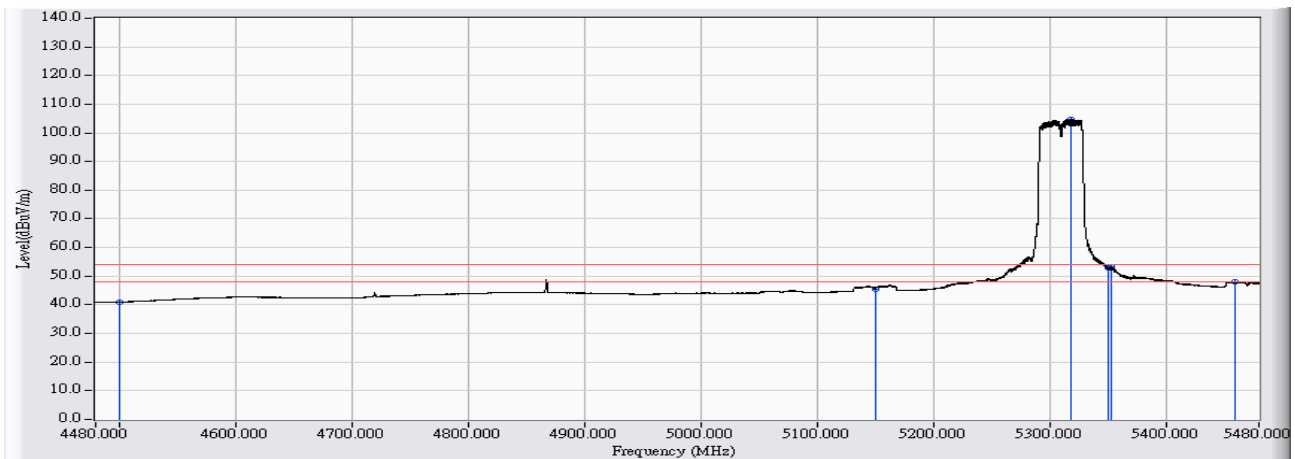


	Frequency (MHz)	Correct Factor (dB)	Reading Level (dBuV)	Measure Level (dBuV/m)	Margin (dB)	Limit (dBuV/m)	Detector Type
1	4500.000	21.739	30.858	52.597	-21.403	74.000	PEAK
2	5150.000	23.597	33.518	57.115	-16.885	74.000	PEAK
3	* 5320.616	23.763	94.695	118.457	--	--	PEAK
4	5350.000	23.806	42.252	66.058	-7.942	74.000	PEAK
5	5352.213	23.809	47.584	71.393	-2.607	74.000	PEAK
6	5460.000	23.958	36.581	60.539	-13.461	74.000	PEAK

Note:

1. All readings above 1GHz are performed with peak and/or average measurements as necessary.
2. Peak measurements: RBW = 1MHz, VBW = 1MHz, Sweep: Auto.
3. Average measurements: RBW = 1MHz, VBW = 10 Hz, Sweep: Auto.
4. " * ", means this data is the worst emission level.
5. Measurement Level = Reading Level + Correct Factor.
6. The average measurement was not performed when the peak measured data under the limit of average detection.

Site : CB4-H	Time : 2017/05/31
Limit : FCC_SpartC_15.209_03M_AV	Margin : 6
Probe : CB4-H_FCC_EFS_B091_1-18GHz_3M_0117 - VERTICAL	Power : AC 120V/60Hz
EUT : Wireless-AC2900 Dual Band Gigabit Router	Note : Mode 3: Tx_ADP: AD890326010-2LF_ Beamforming Mode (802.11 n20/40)_ 802.11n(40M)_ 5310MHz

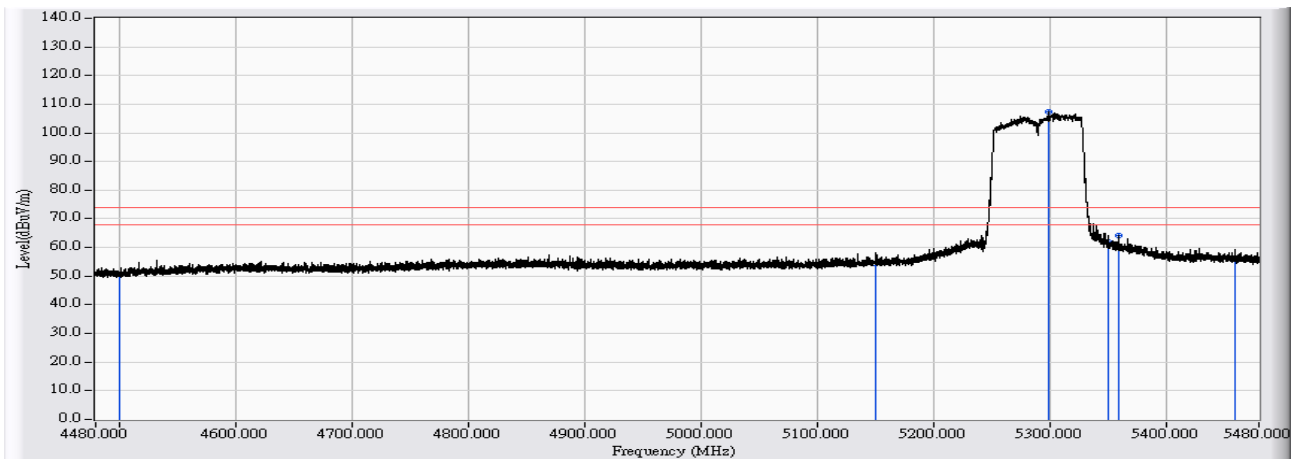


	Frequency (MHz)	Correct Factor (dB)	Reading Level (dBuV)	Measure Level (dBuV/m)	Margin (dB)	Limit (dBuV/m)	Detector Type
1	4500.000	21.739	19.085	40.824	-13.176	54.000	AVERAGE
2	5150.000	23.597	21.883	45.480	-8.520	54.000	AVERAGE
3	* 5318.316	23.759	80.912	104.671	--	--	AVERAGE
4	5350.000	23.806	29.174	52.980	-1.020	54.000	AVERAGE
5	5353.613	23.811	29.634	53.445	-0.555	54.000	AVERAGE
6	5460.000	23.958	23.910	47.868	-6.132	54.000	AVERAGE

Note:

1. All readings above 1GHz are performed with peak and/or average measurements as necessary.
2. Peak measurements: RBW = 1MHz, VBW = 1MHz, Sweep: Auto.
3. Average measurements: RBW = 1MHz, VBW = 10 Hz, Sweep: Auto.
4. " * ", means this data is the worst emission level.
5. Measurement Level = Reading Level + Correct Factor.
6. The average measurement was not performed when the peak measured data under the limit of average detection.

Site : CB4-H	Time : 2017/06/02
Limit : FCC_SpartC_15.209_03M_PK	Margin : 6
Probe : CB4-H_FCC_EFS_B091_1-18GHz_3M_0117 - HORIZONTAL	Power : AC 120V/60Hz
EUT : Wireless-AC2900 Dual Band Gigabit Router	Note : Mode 3: Tx_ADP: AD890326010-2LF_ Beamforming Mode (802.11 n20/40)_ 802.11ac(80M)_ 5290MHz

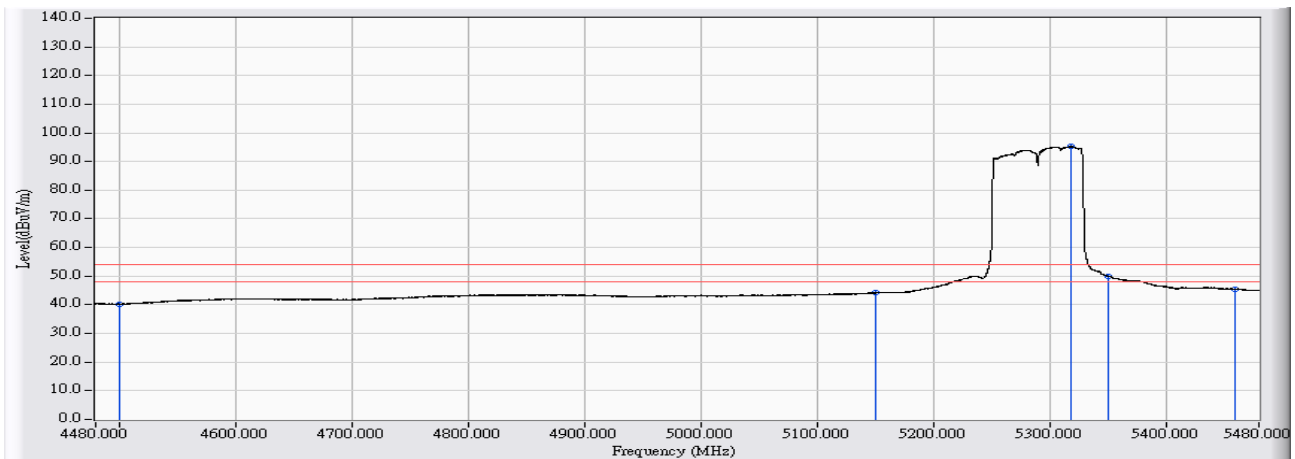


	Frequency (MHz)	Correct Factor (dB)	Reading Level (dBuV)	Measure Level (dBuV/m)	Margin (dB)	Limit (dBuV/m)	Detector Type
1	4500.000	21.739	29.033	50.772	-23.228	74.000	PEAK
2	5150.000	23.597	30.990	54.587	-19.413	74.000	PEAK
3	* 5299.218	23.731	83.657	107.387	--	--	PEAK
4	5350.000	23.806	37.985	61.791	-12.209	74.000	PEAK
5	5359.312	23.819	40.466	64.285	-9.715	74.000	PEAK
6	5460.000	23.958	31.836	55.794	-18.206	74.000	PEAK

Note:

1. All readings above 1GHz are performed with peak and/or average measurements as necessary.
2. Peak measurements: RBW = 1MHz, VBW = 1MHz, Sweep: Auto.
3. Average measurements: RBW = 1MHz, VBW = 10 Hz, Sweep: Auto.
4. “ * ”, means this data is the worst emission level.
5. Measurement Level = Reading Level + Correct Factor.
6. The average measurement was not performed when the peak measured data under the limit of average detection.

Site : CB4-H	Time : 2017/06/02
Limit : FCC_SpartC_15.209_03M_AV	Margin : 6
Probe : CB4-H_FCC_EFS_B091_1-18GHz_3M_0117 - HORIZONTAL	Power : AC 120V/60Hz
EUT : Wireless-AC2900 Dual Band Gigabit Router	Note : Mode 3: Tx_ADP: AD890326010-2LF_ Beamforming Mode (802.11 n20/40)_ 802.11ac(80M)_5290MHz

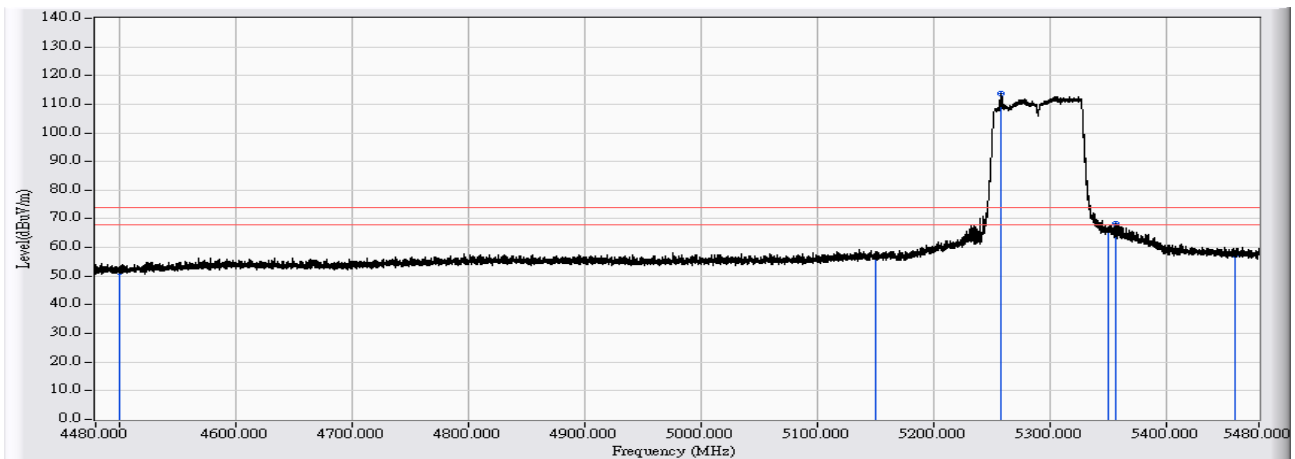


	Frequency (MHz)	Correct Factor (dB)	Reading Level (dBuV)	Measure Level (dBuV/m)	Margin (dB)	Limit (dBuV/m)	Detector Type
1	4500.000	21.739	18.411	40.150	-13.850	54.000	AVERAGE
2	5150.000	23.597	20.505	44.102	-9.898	54.000	AVERAGE
3	* 5318.716	23.759	71.592	95.351	--	--	AVERAGE
4	5350.000	23.806	26.089	49.895	-4.105	54.000	AVERAGE
5	5350.313	23.806	26.158	49.964	-4.036	54.000	AVERAGE
6	5460.000	23.958	21.469	45.427	-8.573	54.000	AVERAGE

Note:

1. All readings above 1GHz are performed with peak and/or average measurements as necessary.
2. Peak measurements: RBW = 1MHz, VBW = 1MHz, Sweep: Auto.
3. Average measurements: RBW = 1MHz, VBW = 10 Hz, Sweep: Auto.
4. “ * ”, means this data is the worst emission level.
5. Measurement Level = Reading Level + Correct Factor.
6. The average measurement was not performed when the peak measured data under the limit of average detection.

Site : CB4-H	Time : 2017/05/31
Limit : FCC_SpartC_15.209_03M_PK	Margin : 6
Probe : CB4-H_FCC_EFS_B091_1-18GHz_3M_0117 - VERTICAL	Power : AC 120V/60Hz
EUT : Wireless-AC2900 Dual Band Gigabit Router	Note : Mode 3: Tx_ADP: AD890326010-2LF_ Beamforming Mode (802.11 n20/40)_ 802.11ac(80M)_5290MHz

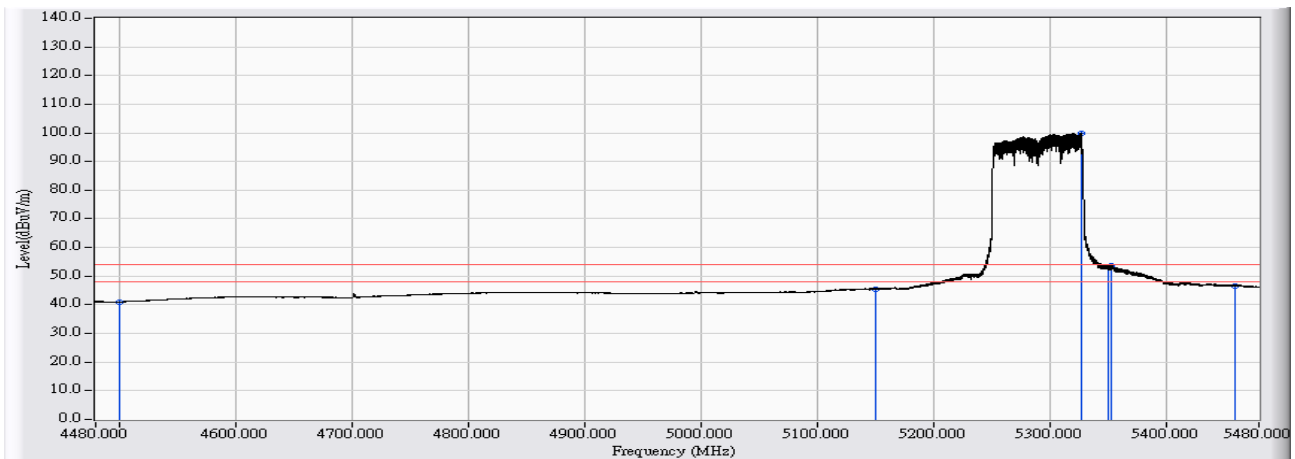


	Frequency (MHz)	Correct Factor (dB)	Reading Level (dBuV)	Measure Level (dBuV/m)	Margin (dB)	Limit (dBuV/m)	Detector Type
1	4500.000	21.739	29.576	51.315	-22.685	74.000	PEAK
2	5150.000	23.597	32.937	56.534	-17.466	74.000	PEAK
3	* 5257.822	23.666	90.052	113.718	--	--	PEAK
4	5350.000	23.806	42.416	66.222	-7.778	74.000	PEAK
5	5356.312	23.815	44.547	68.362	-5.638	74.000	PEAK
6	5460.000	23.958	33.348	57.306	-16.694	74.000	PEAK

Note:

1. All readings above 1GHz are performed with peak and/or average measurements as necessary.
2. Peak measurements: RBW = 1MHz, VBW = 1MHz, Sweep: Auto.
3. Average measurements: RBW = 1MHz, VBW = 10 Hz, Sweep: Auto.
4. " * ", means this data is the worst emission level.
5. Measurement Level = Reading Level + Correct Factor.
6. The average measurement was not performed when the peak measured data under the limit of average detection.

Site : CB4-H	Time : 2017/05/31
Limit : FCC_SpartC_15.209_03M_AV	Margin : 6
Probe : CB4-H_FCC_EFS_B091_1-18GHz_3M_0117 - VERTICAL	Power : AC 120V/60Hz
EUT : Wireless-AC2900 Dual Band Gigabit Router	Note : Mode 3: Tx_ADP: AD890326010-2LF_ Beamforming Mode (802.11 n20/40)_ 802.11ac(80M)_5290MHz

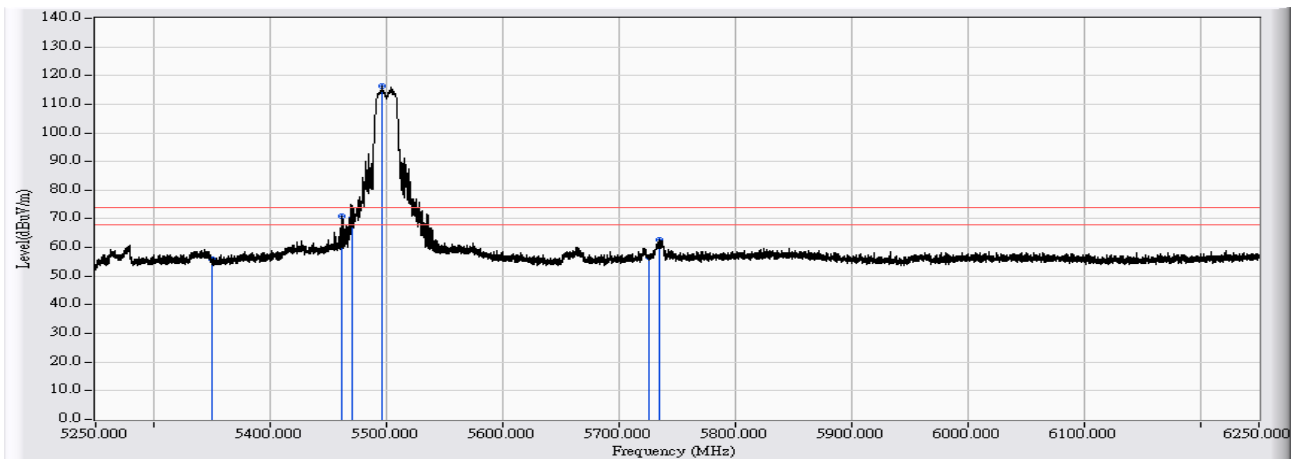


	Frequency (MHz)	Correct Factor (dB)	Reading Level (dBuV)	Measure Level (dBuV/m)	Margin (dB)	Limit (dBuV/m)	Detector Type
1	4500.000	21.739	19.280	41.019	-12.981	54.000	AVERAGE
2	5150.000	23.597	21.977	45.574	-8.426	54.000	AVERAGE
3	* 5326.815	23.771	76.086	99.857	--	--	AVERAGE
4	5350.000	23.806	29.662	53.468	-0.532	54.000	AVERAGE
5	5352.813	23.809	30.007	53.817	-0.183	54.000	AVERAGE
6	5460.000	23.958	22.741	46.699	-7.301	54.000	AVERAGE

Note:

1. All readings above 1GHz are performed with peak and/or average measurements as necessary.
2. Peak measurements: RBW = 1MHz, VBW = 1MHz, Sweep: Auto.
3. Average measurements: RBW = 1MHz, VBW = 10 Hz, Sweep: Auto.
4. “ * ”, means this data is the worst emission level.
5. Measurement Level = Reading Level + Correct Factor.
6. The average measurement was not performed when the peak measured data under the limit of average detection.

Site : CB4-H	Time : 2017/06/02
Limit : FCC_SpartC_15.209_03M_PK	Margin : 6
Probe : CB4-H_FCC_EFS_B091_1-18GHz_3M_0117 - HORIZONTAL	Power : AC 120V/60Hz
EUT : Wireless-AC2900 Dual Band Gigabit Router	Note : Mode 3: Tx_ADP: AD890326010-2LF_ Beamforming Mode (802.11 n20/40)_ 802.11n(20M)_5500MHz

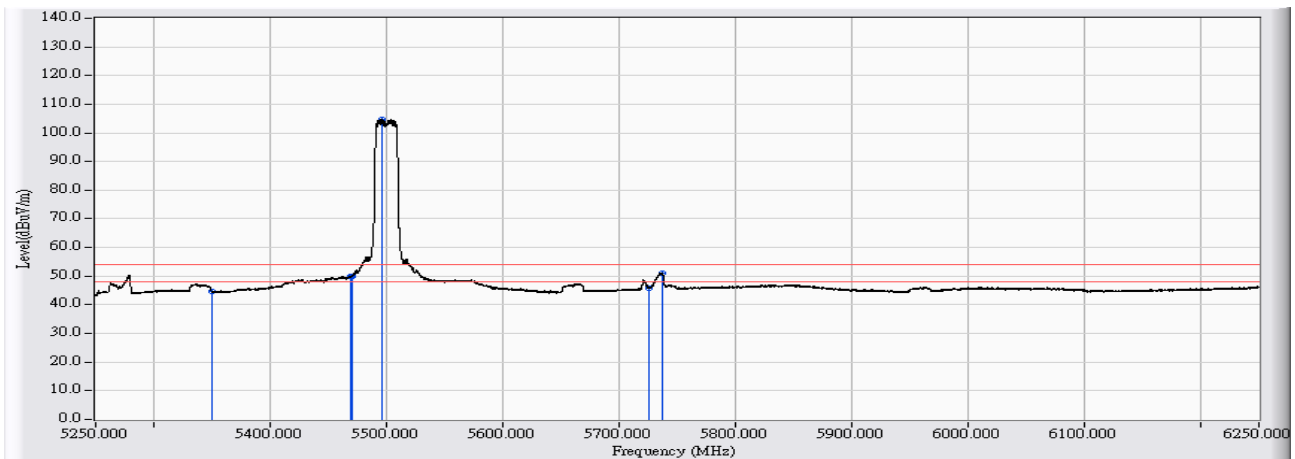


	Frequency (MHz)	Correct Factor (dB)	Reading Level (dBuV)	Measure Level (dBuV/m)	Margin (dB)	Limit (dBuV/m)	Detector Type
1	5350.000	23.806	32.056	55.862	-18.138	74.000	PEAK
2	5460.979	23.960	47.084	71.044	-2.956	74.000	PEAK
3	5470.000	23.973	46.220	70.193	-3.807	74.000	PEAK
4	* 5495.775	24.015	92.305	116.320	--	--	PEAK
5	5725.000	24.662	32.193	56.855	-17.145	74.000	PEAK
6	5735.051	24.687	38.128	62.815	-11.185	74.000	PEAK

Note:

1. All readings above 1GHz are performed with peak and/or average measurements as necessary.
2. Peak measurements: RBW = 1MHz, VBW = 1MHz, Sweep: Auto.
3. Average measurements: RBW = 1MHz, VBW = 10 Hz, Sweep: Auto.
4. " * ", means this data is the worst emission level.
5. Measurement Level = Reading Level + Correct Factor.
6. The average measurement was not performed when the peak measured data under the limit of average detection.

Site : CB4-H	Time : 2017/06/02
Limit : FCC_SpartC_15.209_03M_AV	Margin : 6
Probe : CB4-H_FCC_EFS_B091_1-18GHz_3M_0117 - HORIZONTAL	Power : AC 120V/60Hz
EUT : Wireless-AC2900 Dual Band Gigabit Router	Note : Mode 3: Tx_ADP: AD890326010-2LF_ Beamforming Mode (802.11 n20/40)_ 802.11n(20M)_5500MHz

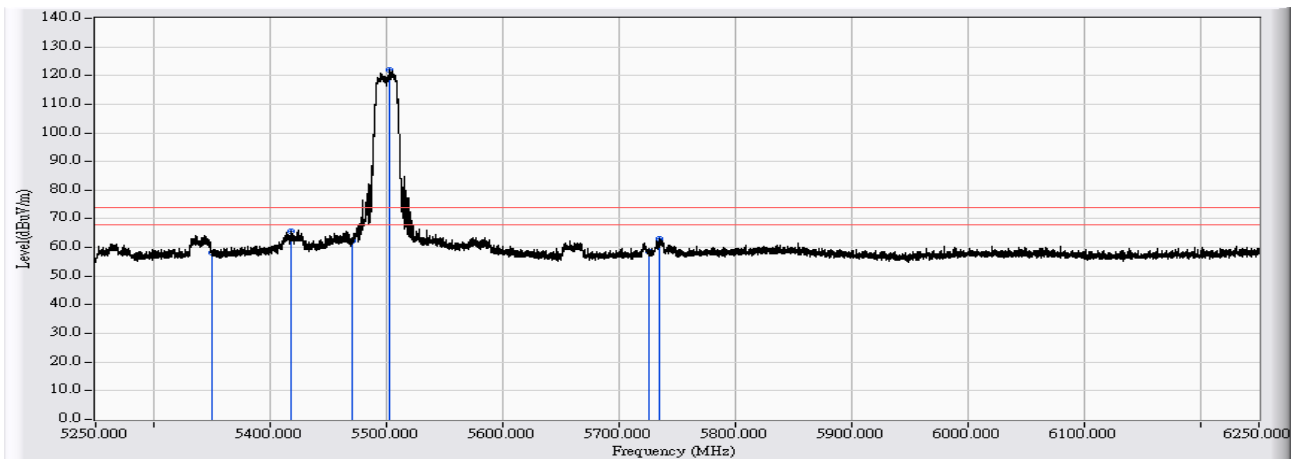


	Frequency (MHz)	Correct Factor (dB)	Reading Level (dBuV)	Measure Level (dBuV/m)	Margin (dB)	Limit (dBuV/m)	Detector Type
1	5350.000	23.806	20.941	44.747	-9.253	54.000	AVERAGE
2	5469.778	23.973	26.010	49.983	-4.017	54.000	AVERAGE
3	5470.000	23.973	26.033	50.006	-3.994	54.000	AVERAGE
4	* 5496.575	24.016	80.834	104.850	--	--	AVERAGE
5	5725.000	24.662	21.283	45.945	-8.055	54.000	AVERAGE
6	5736.951	24.692	26.353	51.044	-2.956	54.000	AVERAGE

Note:

1. All readings above 1GHz are performed with peak and/or average measurements as necessary.
2. Peak measurements: RBW = 1MHz, VBW = 1MHz, Sweep: Auto.
3. Average measurements: RBW = 1MHz, VBW = 10 Hz, Sweep: Auto.
4. “ * ”, means this data is the worst emission level.
5. Measurement Level = Reading Level + Correct Factor.
6. The average measurement was not performed when the peak measured data under the limit of average detection.

Site : CB4-H	Time : 2017/05/31
Limit : FCC_SpartC_15.209_03M_PK	Margin : 6
Probe : CB4-H_FCC_EFS_B091_1-18GHz_3M_0117 - VERTICAL	Power : AC 120V/60Hz
EUT : Wireless-AC2900 Dual Band Gigabit Router	Note : Mode 3: Tx_ADP: AD890326010-2LF_ Beamforming Mode (802.11 n20/40)_ 802.11n(20M)_5500MHz

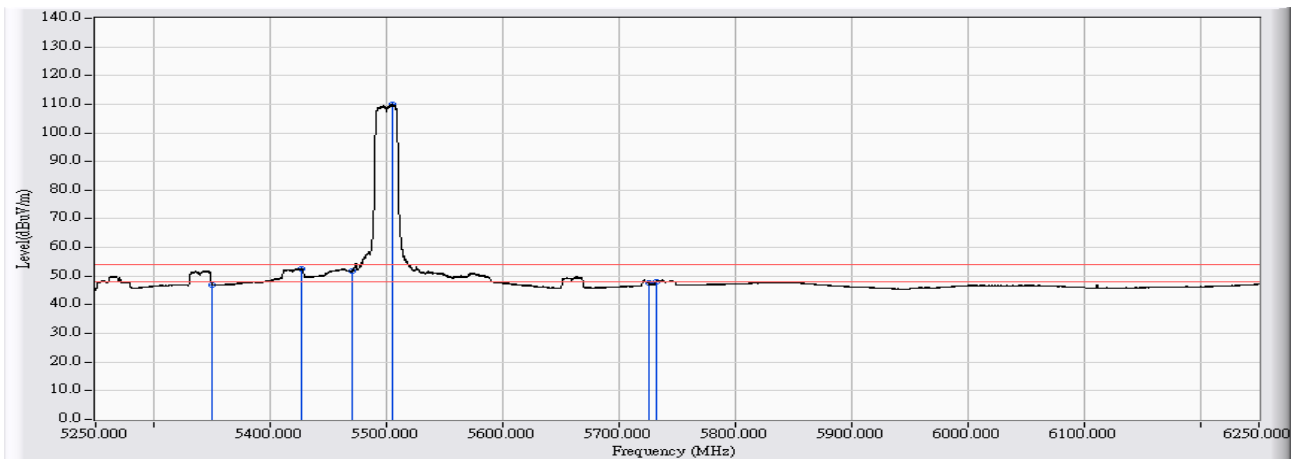


	Frequency (MHz)	Correct Factor (dB)	Reading Level (dBuV)	Measure Level (dBuV/m)	Margin (dB)	Limit (dBuV/m)	Detector Type
1	5350.000	23.806	34.269	58.075	-15.925	74.000	PEAK
2	5417.683	23.900	41.791	65.692	-8.308	74.000	PEAK
3	5470.000	23.973	38.484	62.457	-11.543	74.000	PEAK
4	* 5502.975	24.029	97.919	121.948	--	--	PEAK
5	5725.000	24.662	33.804	58.466	-15.534	74.000	PEAK
6	5735.251	24.687	38.216	62.903	-11.097	74.000	PEAK

Note:

1. All readings above 1GHz are performed with peak and/or average measurements as necessary.
2. Peak measurements: RBW = 1MHz, VBW = 1MHz, Sweep: Auto.
3. Average measurements: RBW = 1MHz, VBW = 10 Hz, Sweep: Auto.
4. “ * ”, means this data is the worst emission level.
5. Measurement Level = Reading Level + Correct Factor.
6. The average measurement was not performed when the peak measured data under the limit of average detection.

Site : CB4-H	Time : 2017/05/31
Limit : FCC_SpartC_15.209_03M_AV	Margin : 6
Probe : CB4-H_FCC_EFS_B091_1-18GHz_3M_0117 - VERTICAL	Power : AC 120V/60Hz
EUT : Wireless-AC2900 Dual Band Gigabit Router	Note : Mode 3: Tx_ADP: AD890326010-2LF_ Beamforming Mode (802.11 n20/40)_ 802.11n(20M)_5500MHz

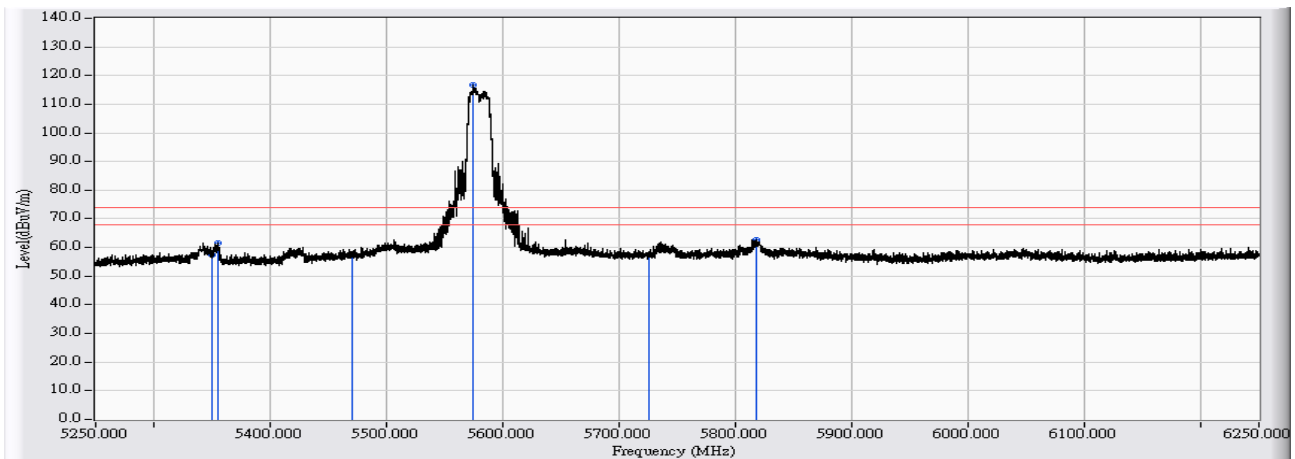


	Frequency (MHz)	Correct Factor (dB)	Reading Level (dBuV)	Measure Level (dBuV/m)	Margin (dB)	Limit (dBuV/m)	Detector Type
1	5350.000	23.806	23.285	47.091	-6.909	54.000	AVERAGE
2	5426.282	23.913	28.655	52.567	-1.433	54.000	AVERAGE
3	5470.000	23.973	27.805	51.778	-2.222	54.000	AVERAGE
4	* 5504.774	24.033	85.783	109.815	--	--	AVERAGE
5	5725.000	24.662	22.828	47.490	-6.510	54.000	AVERAGE
6	5731.952	24.680	23.543	48.222	-5.778	54.000	AVERAGE

Note:

1. All readings above 1GHz are performed with peak and/or average measurements as necessary.
2. Peak measurements: RBW = 1MHz, VBW = 1MHz, Sweep: Auto.
3. Average measurements: RBW = 1MHz, VBW = 10 Hz, Sweep: Auto.
4. “ * ”, means this data is the worst emission level.
5. Measurement Level = Reading Level + Correct Factor.
6. The average measurement was not performed when the peak measured data under the limit of average detection.

Site : CB4-H	Time : 2017/06/02
Limit : FCC_SpartC_15.209_03M_PK	Margin : 6
Probe : CB4-H_FCC_EFS_B091_1-18GHz_3M_0117 - HORIZONTAL	Power : AC 120V/60Hz
EUT : Wireless-AC2900 Dual Band Gigabit Router	Note : Mode 3: Tx_ADP: AD890326010-2LF_ Beamforming Mode (802.11 n20/40)_ 802.11n(20M)_5580MHz

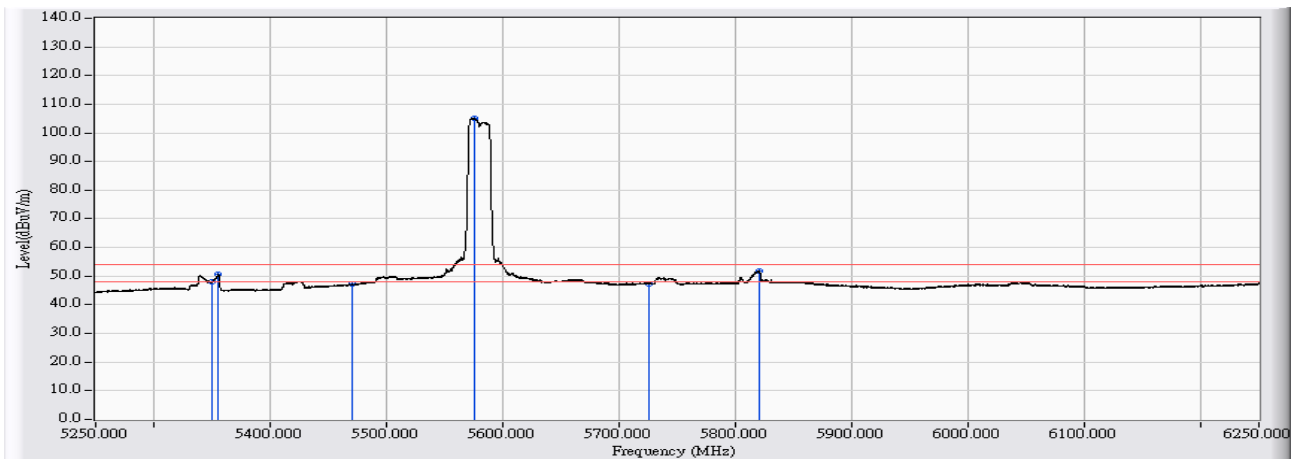


	Frequency (MHz)	Correct Factor (dB)	Reading Level (dBuV)	Measure Level (dBuV/m)	Margin (dB)	Limit (dBuV/m)	Detector Type
1	5350.000	23.806	33.723	57.529	-16.471	74.000	PEAK
2	5355.089	23.814	37.707	61.520	-12.480	74.000	PEAK
3	5470.000	23.973	33.093	57.066	-16.934	74.000	PEAK
4	* 5574.467	24.239	92.414	116.652	--	--	PEAK
5	5725.000	24.662	32.822	57.484	-16.516	74.000	PEAK
6	5818.043	24.891	37.859	62.751	-11.249	74.000	PEAK

Note:

1. All readings above 1GHz are performed with peak and/or average measurements as necessary.
2. Peak measurements: RBW = 1MHz, VBW = 1MHz, Sweep: Auto.
3. Average measurements: RBW = 1MHz, VBW = 10 Hz, Sweep: Auto.
4. " * ", means this data is the worst emission level.
5. Measurement Level = Reading Level + Correct Factor.
6. The average measurement was not performed when the peak measured data under the limit of average detection.

Site : CB4-H	Time : 2017/06/02
Limit : FCC_SpartC_15.209_03M_AV	Margin : 6
Probe : CB4-H_FCC_EFS_B091_1-18GHz_3M_0117 - HORIZONTAL	Power : AC 120V/60Hz
EUT : Wireless-AC2900 Dual Band Gigabit Router	Note : Mode 3: Tx_ADP: AD890326010-2LF_ Beamforming Mode (802.11 n20/40)_ 802.11n(20M)_5580MHz

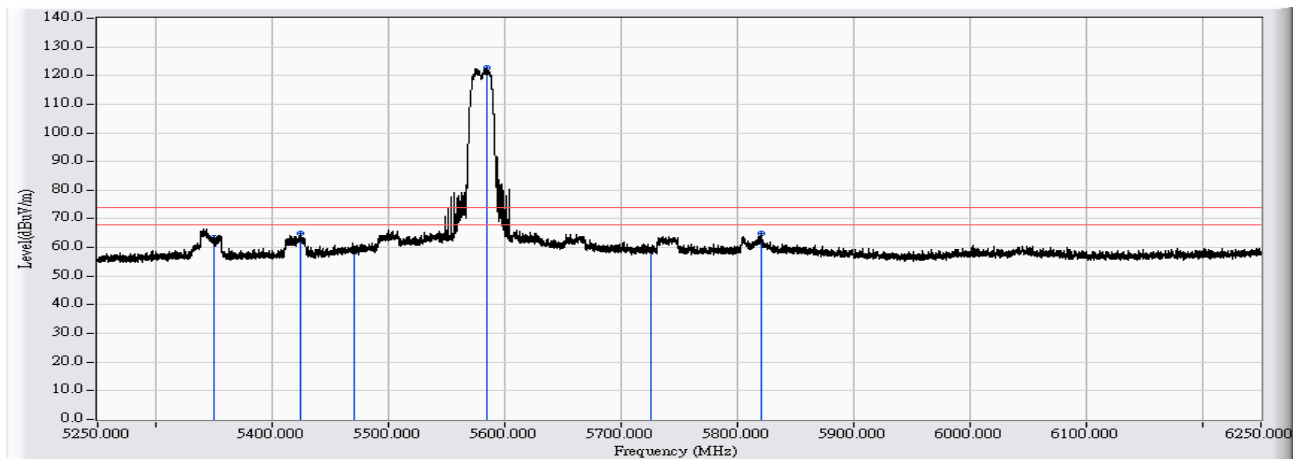


	Frequency (MHz)	Correct Factor (dB)	Reading Level (dBuV)	Measure Level (dBuV/m)	Margin (dB)	Limit (dBuV/m)	Detector Type
1	5350.000	23.806	24.323	48.129	-5.871	54.000	AVERAGE
2	5355.189	23.813	26.728	50.541	-3.459	54.000	AVERAGE
3	5470.000	23.973	23.142	47.115	-6.885	54.000	AVERAGE
4	* 5575.367	24.241	80.816	105.057	--	--	AVERAGE
5	5725.000	24.662	22.744	47.406	-6.594	54.000	AVERAGE
6	5819.943	24.899	26.866	51.765	-2.235	54.000	AVERAGE

Note:

1. All readings above 1GHz are performed with peak and/or average measurements as necessary.
2. Peak measurements: RBW = 1MHz, VBW = 1MHz, Sweep: Auto.
3. Average measurements: RBW = 1MHz, VBW = 10 Hz, Sweep: Auto.
4. “ * ”, means this data is the worst emission level.
5. Measurement Level = Reading Level + Correct Factor.
6. The average measurement was not performed when the peak measured data under the limit of average detection.

Site : CB4-H	Time : 2017/05/31
Limit : FCC_SpartC_15.209_03M_PK	Margin : 6
Probe : CB4-H_FCC_EFS_B091_1-18GHz_3M_0117 - VERTICAL	Power : AC 120V/60Hz
EUT : Wireless-AC2900 Dual Band Gigabit Router	Note : Mode 3: Tx_ADP: AD890326010-2LF_ Beamforming Mode (802.11 n20/40)_ 802.11n(20M)_5580MHz

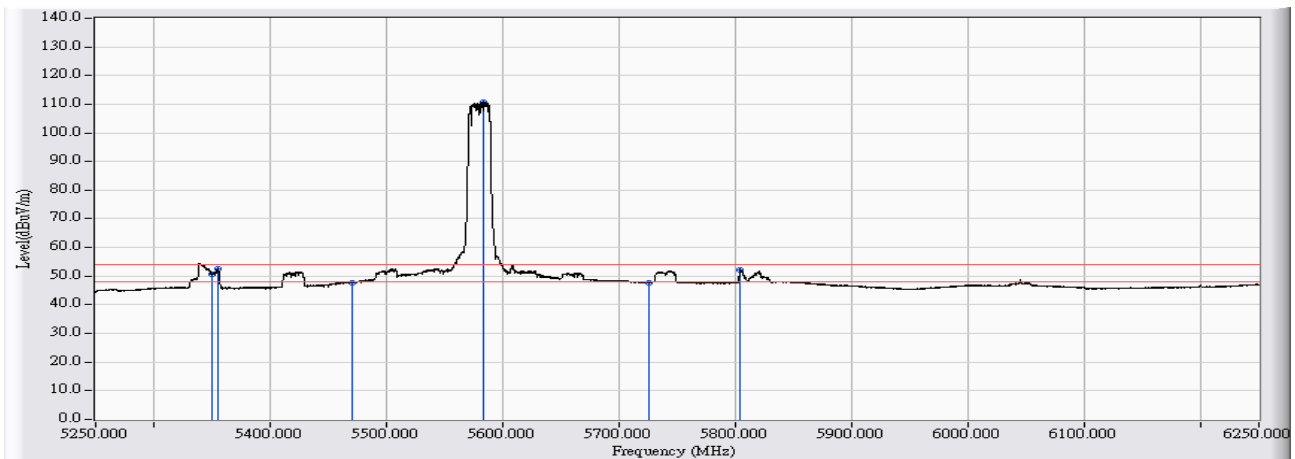


	Frequency (MHz)	Correct Factor (dB)	Reading Level (dBuV)	Measure Level (dBuV/m)	Margin (dB)	Limit (dBuV/m)	Detector Type
1	5350.000	23.806	39.663	63.469	-10.531	74.000	PEAK
2	5423.782	23.910	41.001	64.910	-9.090	74.000	PEAK
3	5470.000	23.973	34.631	58.604	-15.396	74.000	PEAK
4	* 5585.166	24.268	98.356	122.625	--	--	PEAK
5	5725.000	24.662	34.416	59.078	-14.922	74.000	PEAK
6	5820.743	24.901	40.205	65.106	-8.894	74.000	PEAK

Note:

1. All readings above 1GHz are performed with peak and/or average measurements as necessary.
2. Peak measurements: RBW = 1MHz, VBW = 1MHz, Sweep: Auto.
3. Average measurements: RBW = 1MHz, VBW = 10 Hz, Sweep: Auto.
4. “ * ”, means this data is the worst emission level.
5. Measurement Level = Reading Level + Correct Factor.
6. The average measurement was not performed when the peak measured data under the limit of average detection.

Site : CB4-H	Time : 2017/05/31
Limit : FCC_SpartC_15.209_03M_AV	Margin : 6
Probe : CB4-H_FCC_EFS_B091_1-18GHz_3M_0117 - VERTICAL	Power : AC 120V/60Hz
EUT : Wireless-AC2900 Dual Band Gigabit Router	Note : Mode 3: Tx_ADP: AD890326010-2LF_ Beamforming Mode (802.11 n20/40)_ 802.11n(20M)_5580MHz

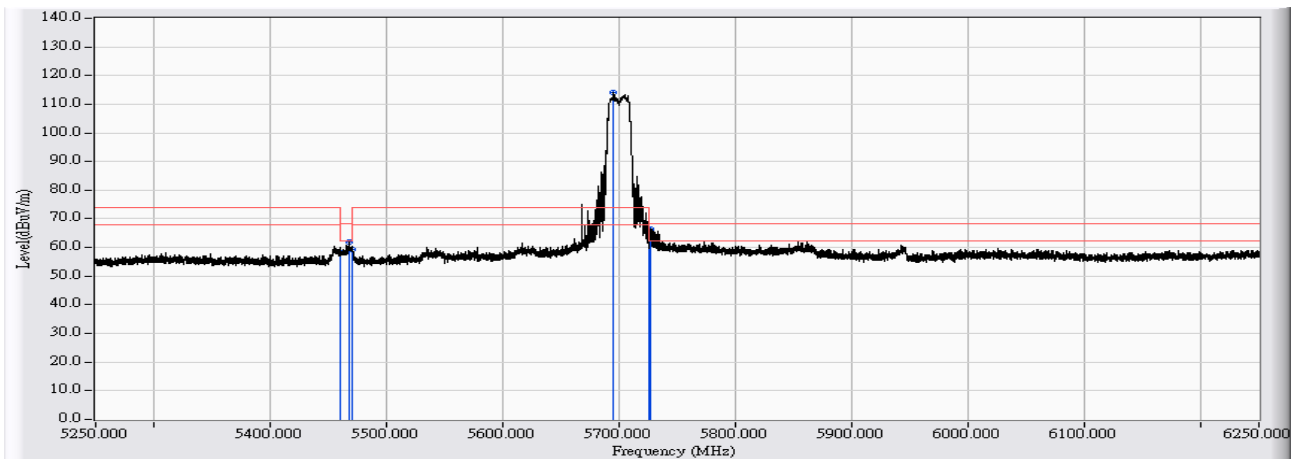


	Frequency (MHz)	Correct Factor (dB)	Reading Level (dBuV)	Measure Level (dBuV/m)	Margin (dB)	Limit (dBuV/m)	Detector Type
1	5350.000	23.806	26.848	50.654	-3.346	54.000	AVERAGE
2	5355.089	23.814	28.759	52.572	-1.428	54.000	AVERAGE
3	5470.000	23.973	23.861	47.834	-6.166	54.000	AVERAGE
4	* 5583.067	24.264	86.435	110.698	--	--	AVERAGE
5	5725.000	24.662	23.193	47.855	-6.145	54.000	AVERAGE
6	5803.944	24.849	27.416	52.265	-1.735	54.000	AVERAGE

Note:

1. All readings above 1GHz are performed with peak and/or average measurements as necessary.
2. Peak measurements: RBW = 1MHz, VBW = 1MHz, Sweep: Auto.
3. Average measurements: RBW = 1MHz, VBW = 10 Hz, Sweep: Auto.
4. “ * ”, means this data is the worst emission level.
5. Measurement Level = Reading Level + Correct Factor.
6. The average measurement was not performed when the peak measured data under the limit of average detection.

Site : CB4-H	Time : 2017/06/02
Limit : FCC_SPARTE_15.407_H_BAND3_03M_PK	Margin : 6
Probe : CB4-H_FCC_EFS_B091_1-18GHz_3M_0117 - HORIZONTAL	Power : AC 120V/60Hz
EUT : Wireless-AC2900 Dual Band Gigabit Router	Note : Mode 3: Tx_ADP: AD890326010-2LF_ Beamforming Mode (802.11 n20/40)_ 802.11n(20M)_5700MHz

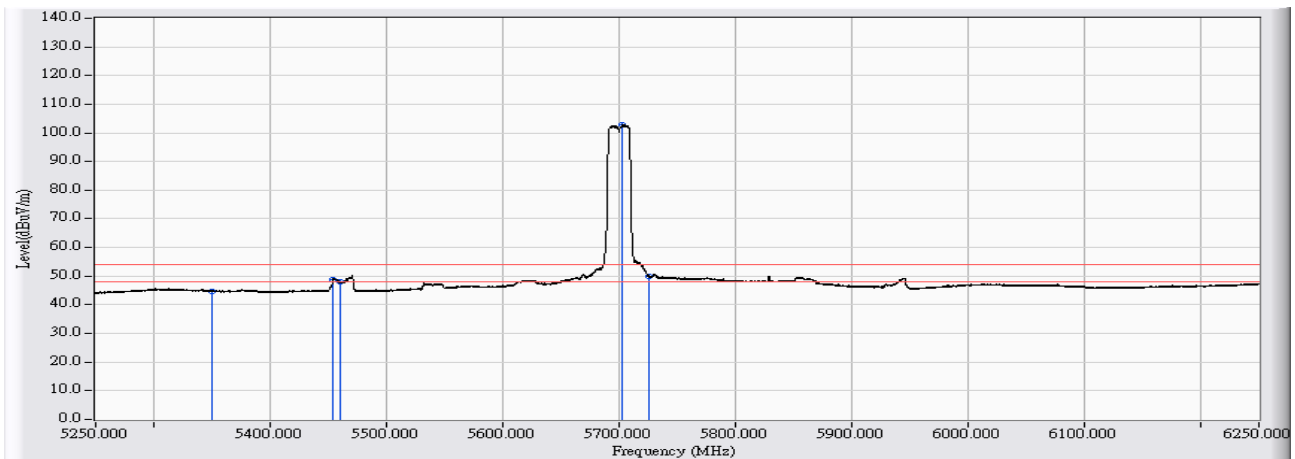


	Frequency (MHz)	Correct Factor (dB)	Reading Level (dBuV)	Measure Level (dBuV/m)	Margin (dB)	Limit (dBuV/m)	Detector Type
1	5460.000	23.958	34.261	58.219	-10.081	68.300	PEAK
2	5467.478	23.970	37.925	61.894	-6.406	68.300	PEAK
3	5470.000	23.973	35.209	59.182	-9.118	68.300	PEAK
4	* 5695.055	24.580	89.538	114.118	--	--	PEAK
5	5725.000	24.662	40.767	65.429	-2.871	68.300	PEAK
6	5726.952	24.668	41.638	66.305	-1.995	68.300	PEAK

Note:

1. All readings above 1GHz are performed with peak and/or average measurements as necessary.
2. Peak measurements: RBW = 1MHz, VBW = 1MHz, Sweep: Auto.
3. Average measurements: RBW = 1MHz, VBW = 10 Hz, Sweep: Auto.
4. " * ", means this data is the worst emission level.
5. Measurement Level = Reading Level + Correct Factor.
6. The average measurement was not performed when the peak measured data under the limit of average detection.

Site : CB4-H	Time : 2017/06/02
Limit : FCC_SpartC_15.209_03M_AV	Margin : 6
Probe : CB4-H_FCC_EFS_B091_1-18GHz_3M_0117 - HORIZONTAL	Power : AC 120V/60Hz
EUT : Wireless-AC2900 Dual Band Gigabit Router	Note : Mode 3: Tx_ADP: AD890326010-2LF_ Beamforming Mode (802.11 n20/40)_ 802.11n(20M)_5700MHz

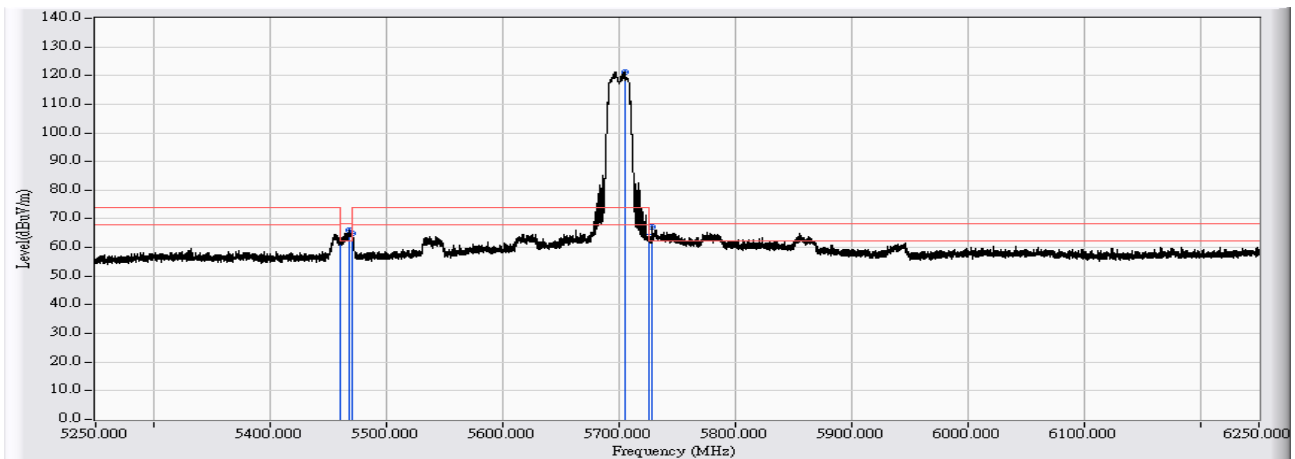


	Frequency (MHz)	Correct Factor (dB)	Reading Level (dBuV)	Measure Level (dBuV/m)	Margin (dB)	Limit (dBuV/m)	Detector Type
1	5350.000	23.806	20.972	44.778	-9.222	54.000	AVERAGE
2	5453.879	23.951	24.777	48.727	-5.273	54.000	AVERAGE
3	5460.000	23.958	23.898	47.856	-6.144	54.000	AVERAGE
4	* 5702.955	24.601	78.106	102.708	--	--	AVERAGE
5	5725.000	24.662	25.415	50.077	-3.923	54.000	AVERAGE

Note:

1. All readings above 1GHz are performed with peak and/or average measurements as necessary.
2. Peak measurements: RBW = 1MHz, VBW = 1MHz, Sweep: Auto.
3. Average measurements: RBW = 1MHz, VBW = 10 Hz, Sweep: Auto.
4. “ * ”, means this data is the worst emission level.
5. Measurement Level = Reading Level + Correct Factor.
6. The average measurement was not performed when the peak measured data under the limit of average detection.

Site : CB4-H	Time : 2017/05/31
Limit : FCC_SPARTE_15.407_H_BAND3_03M_PK	Margin : 6
Probe : CB4-H_FCC_EFS_B091_1-18GHz_3M_0117 - VERTICAL	Power : AC 120V/60Hz
EUT : Wireless-AC2900 Dual Band Gigabit Router	Note : Mode 3: Tx_ADP: AD890326010-2LF_ Beamforming Mode (802.11 n20/40)_ 802.11n(20M)_5700MHz

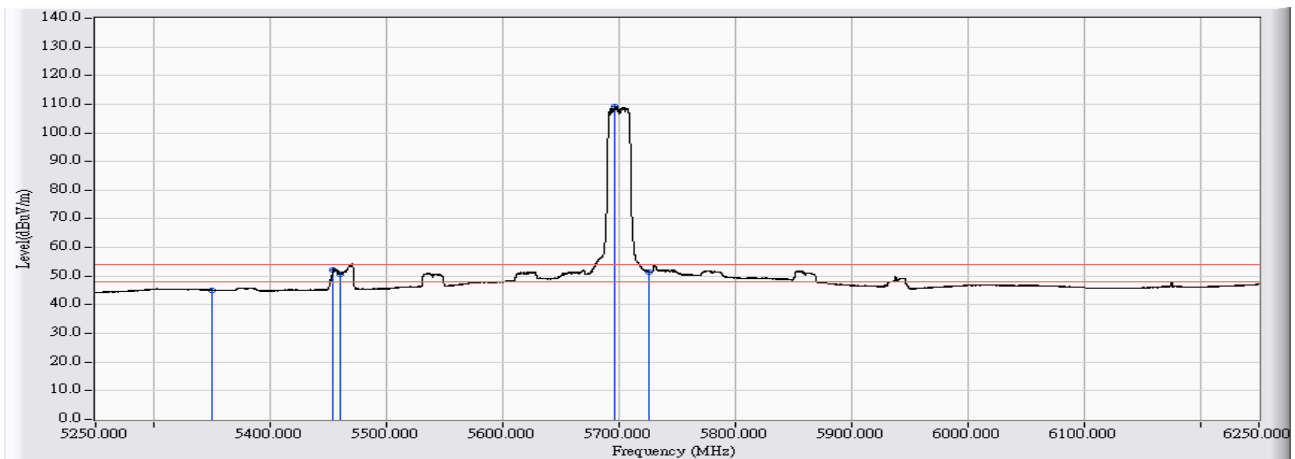


	Frequency (MHz)	Correct Factor (dB)	Reading Level (dBuV)	Measure Level (dBuV/m)	Margin (dB)	Limit (dBuV/m)	Detector Type
1	5460.000	23.958	37.919	61.877	-6.423	68.300	PEAK
2	5467.778	23.970	42.051	66.021	-2.279	68.300	PEAK
3	5470.000	23.973	41.056	65.029	-3.271	68.300	PEAK
4	* 5704.654	24.606	96.565	121.172	--	--	PEAK
5	5725.000	24.662	39.280	63.942	-4.358	68.300	PEAK
6	5728.352	24.670	42.389	67.059	-1.241	68.300	PEAK

Note:

1. All readings above 1GHz are performed with peak and/or average measurements as necessary.
2. Peak measurements: RBW = 1MHz, VBW = 1MHz, Sweep: Auto.
3. Average measurements: RBW = 1MHz, VBW = 10 Hz, Sweep: Auto.
4. " * ", means this data is the worst emission level.
5. Measurement Level = Reading Level + Correct Factor.
6. The average measurement was not performed when the peak measured data under the limit of average detection.

Site : CB4-H	Time : 2017/05/31
Limit : FCC_SpartC_15.209_03M_AV	Margin : 6
Probe : CB4-H_FCC_EFS_B091_1-18GHz_3M_0117 - VERTICAL	Power : AC 120V/60Hz
EUT : Wireless-AC2900 Dual Band Gigabit Router	Note : Mode 3: Tx_AD P: AD890326010-2LF_ Beamforming Mode (802.11 n20/40)_ 802.11n(20M)_5700MHz

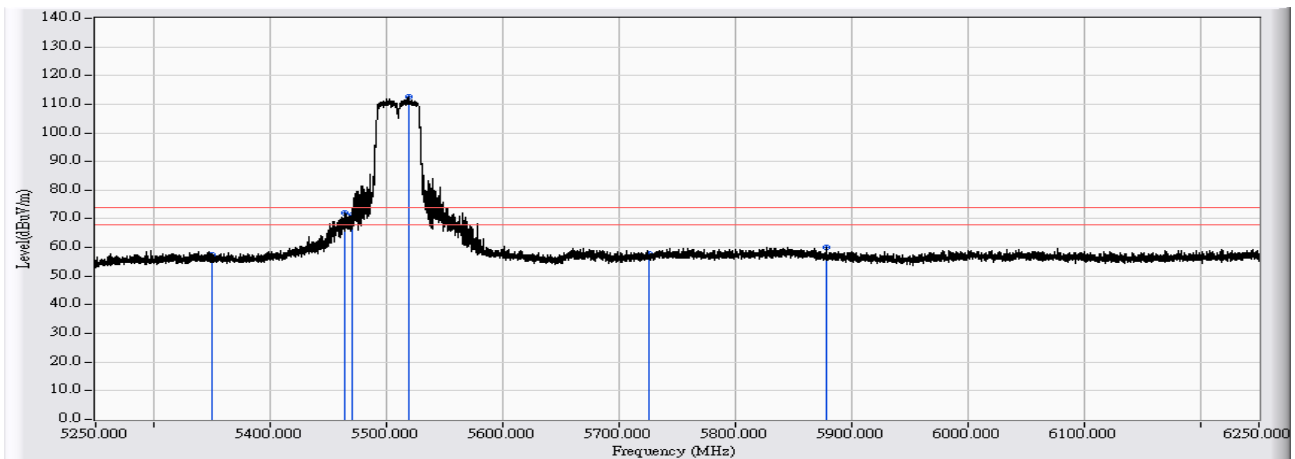


	Frequency (MHz)	Correct Factor (dB)	Reading Level (dBuV)	Measure Level (dBuV/m)	Margin (dB)	Limit (dBuV/m)	Detector Type
1	5350.000	23.806	21.407	45.213	-8.787	54.000	AVERAGE
2	5454.179	23.951	28.347	52.297	-1.703	54.000	AVERAGE
3	5460.000	23.958	26.650	50.608	-3.392	54.000	AVERAGE
4	* 5696.555	24.584	84.478	109.062	--	--	AVERAGE
5	5725.000	24.662	26.926	51.588	-2.412	54.000	AVERAGE

Note:

1. All readings above 1GHz are performed with peak and/or average measurements as necessary.
2. Peak measurements: RBW = 1MHz, VBW = 1MHz, Sweep: Auto.
3. Average measurements: RBW = 1MHz, VBW = 10 Hz, Sweep: Auto.
4. “ * ”, means this data is the worst emission level.
5. Measurement Level = Reading Level + Correct Factor.
6. The average measurement was not performed when the peak measured data under the limit of average detection.

Site : CB4-H	Time : 2017/06/02
Limit : FCC_SpartC_15.209_03M_PK	Margin : 6
Probe : CB4-H_FCC_EFS_B091_1-18GHz_3M_0117 - HORIZONTAL	Power : AC 120V/60Hz
EUT : Wireless-AC2900 Dual Band Gigabit Router	Note : Mode 3: Tx_ADP: AD890326010-2LF_ Beamforming Mode (802.11 n20/40)_ 802.11n(40M)_5510MHz

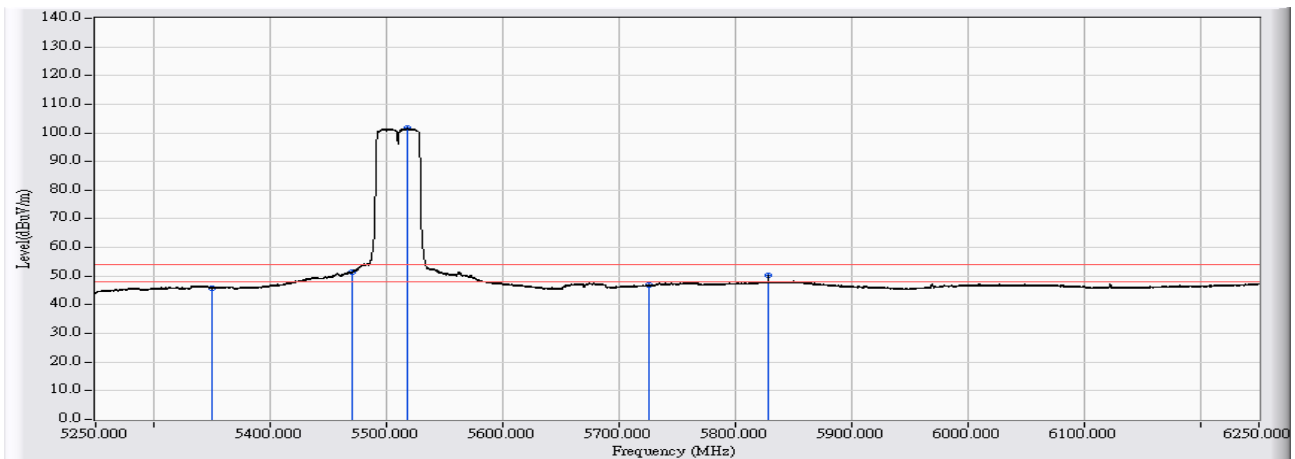


	Frequency (MHz)	Correct Factor (dB)	Reading Level (dBuV)	Measure Level (dBuV/m)	Margin (dB)	Limit (dBuV/m)	Detector Type
1	5350.000	23.806	33.688	57.494	-16.506	74.000	PEAK
2	5463.878	23.965	47.972	71.936	-2.064	74.000	PEAK
3	5470.000	23.973	47.211	71.184	-2.816	74.000	PEAK
4	* 5519.373	24.076	88.423	112.499	--	--	PEAK
5	5725.000	24.662	33.297	57.959	-16.041	74.000	PEAK
6	5878.337	25.102	34.895	59.997	-14.003	74.000	PEAK

Note:

1. All readings above 1GHz are performed with peak and/or average measurements as necessary.
2. Peak measurements: RBW = 1MHz, VBW = 1MHz, Sweep: Auto.
3. Average measurements: RBW = 1MHz, VBW = 10 Hz, Sweep: Auto.
4. “ * ”, means this data is the worst emission level.
5. Measurement Level = Reading Level + Correct Factor.
6. The average measurement was not performed when the peak measured data under the limit of average detection.

Site : CB4-H	Time : 2017/06/02
Limit : FCC_SpartC_15.209_03M_AV	Margin : 6
Probe : CB4-H_FCC_EFS_B091_1-18GHz_3M_0117 - HORIZONTAL	Power : AC 120V/60Hz
EUT : Wireless-AC2900 Dual Band Gigabit Router	Note : Mode 3: Tx_ADP: AD890326010-2LF_ Beamforming Mode (802.11 n20/40)_ 802.11n(40M)_5510MHz

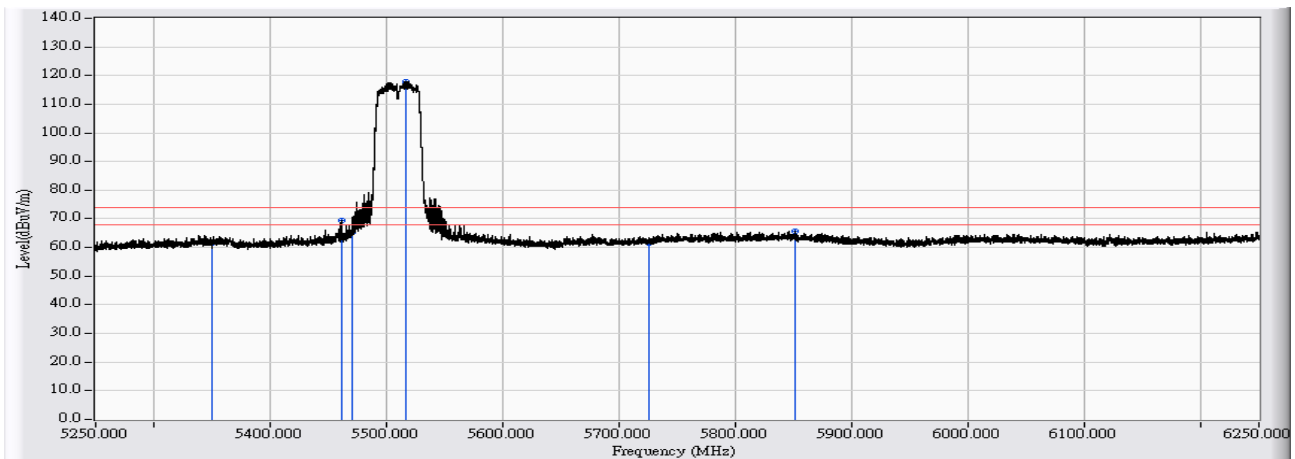


	Frequency (MHz)	Correct Factor (dB)	Reading Level (dBuV)	Measure Level (dBuV/m)	Margin (dB)	Limit (dBuV/m)	Detector Type
1	5350.000	23.806	21.911	45.717	-8.283	54.000	AVERAGE
2	5469.878	23.973	27.534	51.507	-2.493	54.000	AVERAGE
3	5470.000	23.973	27.387	51.360	-2.640	54.000	AVERAGE
4	* 5518.273	24.073	77.494	101.567	--	--	AVERAGE
5	5725.000	24.662	22.208	46.870	-7.130	54.000	AVERAGE
6	5828.442	24.928	25.220	50.148	-3.852	54.000	AVERAGE

Note:

1. All readings above 1GHz are performed with peak and/or average measurements as necessary.
2. Peak measurements: RBW = 1MHz, VBW = 1MHz, Sweep: Auto.
3. Average measurements: RBW = 1MHz, VBW = 10 Hz, Sweep: Auto.
4. “ * ”, means this data is the worst emission level.
5. Measurement Level = Reading Level + Correct Factor.
6. The average measurement was not performed when the peak measured data under the limit of average detection.

Site : CB4-H	Time : 2017/05/31
Limit : FCC_SpartC_15.209_03M_PK	Margin : 6
Probe : CB4-H_FCC_EFS_B091_1-18GHz_3M_0117 - VERTICAL	Power : AC 120V/60Hz
EUT : Wireless-AC2900 Dual Band Gigabit Router	Note : Mode 3: Tx_ADP: AD890326010-2LF_ Beamforming Mode (802.11 n20/40)_ 802.11n(40M)_5510MHz

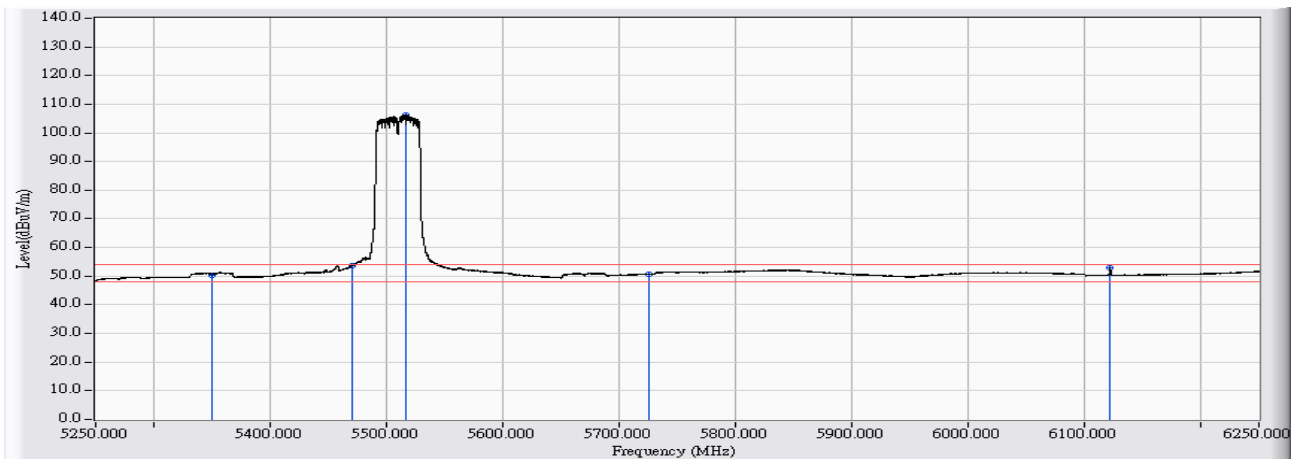


	Frequency (MHz)	Correct Factor (dB)	Reading Level (dBuV)	Measure Level (dBuV/m)	Margin (dB)	Limit (dBuV/m)	Detector Type
1	5350.000	23.806	37.637	61.443	-12.557	74.000	PEAK
2	5461.779	23.960	45.652	69.613	-4.387	74.000	PEAK
3	5470.000	23.973	41.359	65.332	-8.668	74.000	PEAK
4	* 5516.173	24.066	93.889	117.955	--	--	PEAK
5	5725.000	24.662	36.707	61.369	-12.631	74.000	PEAK
6	5851.240	25.007	40.681	65.689	-8.311	74.000	PEAK

Note:

1. All readings above 1GHz are performed with peak and/or average measurements as necessary.
2. Peak measurements: RBW = 1MHz, VBW = 1MHz, Sweep: Auto.
3. Average measurements: RBW = 1MHz, VBW = 10 Hz, Sweep: Auto.
4. “ * ”, means this data is the worst emission level.
5. Measurement Level = Reading Level + Correct Factor.
6. The average measurement was not performed when the peak measured data under the limit of average detection.

Site : CB4-H	Time : 2017/05/31
Limit : FCC_SpartC_15.209_03M_AV	Margin : 6
Probe : CB4-H_FCC_EFS_B091_1-18GHz_3M_0117 - VERTICAL	Power : AC 120V/60Hz
EUT : Wireless-AC2900 Dual Band Gigabit Router	Note : Mode 3: Tx_ADP: AD890326010-2LF_ Beamforming Mode (802.11 n20/40)_ 802.11n(40M)_5510MHz

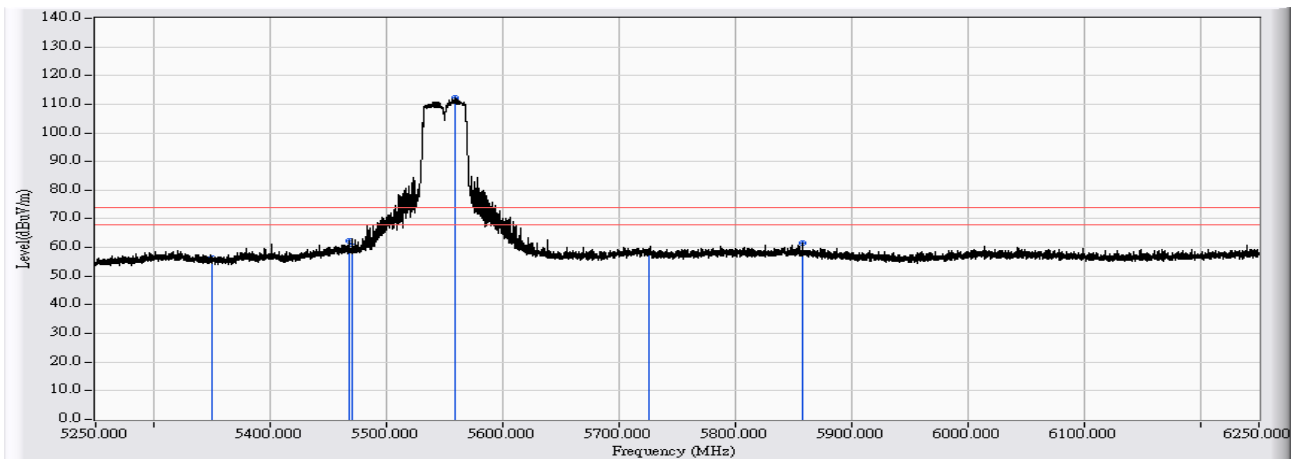


	Frequency (MHz)	Correct Factor (dB)	Reading Level (dBuV)	Measure Level (dBuV/m)	Margin (dB)	Limit (dBuV/m)	Detector Type
1	5350.000	23.806	26.370	50.176	-3.824	54.000	AVERAGE
2	5469.878	23.973	29.575	53.548	-0.452	54.000	AVERAGE
3	5470.000	23.973	29.594	53.567	-0.433	54.000	AVERAGE
4	* 5516.273	24.067	82.137	106.204	--	--	AVERAGE
5	5725.000	24.662	26.003	50.665	-3.335	54.000	AVERAGE
6	6122.013	26.019	26.809	52.827	-1.173	54.000	AVERAGE

Note:

1. All readings above 1GHz are performed with peak and/or average measurements as necessary.
2. Peak measurements: RBW = 1MHz, VBW = 1MHz, Sweep: Auto.
3. Average measurements: RBW = 1MHz, VBW = 10 Hz, Sweep: Auto.
4. " * ", means this data is the worst emission level.
5. Measurement Level = Reading Level + Correct Factor.
6. The average measurement was not performed when the peak measured data under the limit of average detection.

Site : CB4-H	Time : 2017/06/02
Limit : FCC_SpartC_15.209_03M_PK	Margin : 6
Probe : CB4-H_FCC_EFS_B091_1-18GHz_3M_0117 - HORIZONTAL	Power : AC 120V/60Hz
EUT : Wireless-AC2900 Dual Band Gigabit Router	Note : Mode 3: Tx_ADP: AD890326010-2LF_ Beamforming Mode (802.11 n20/40)_ 802.11n(40M)_5550MHz

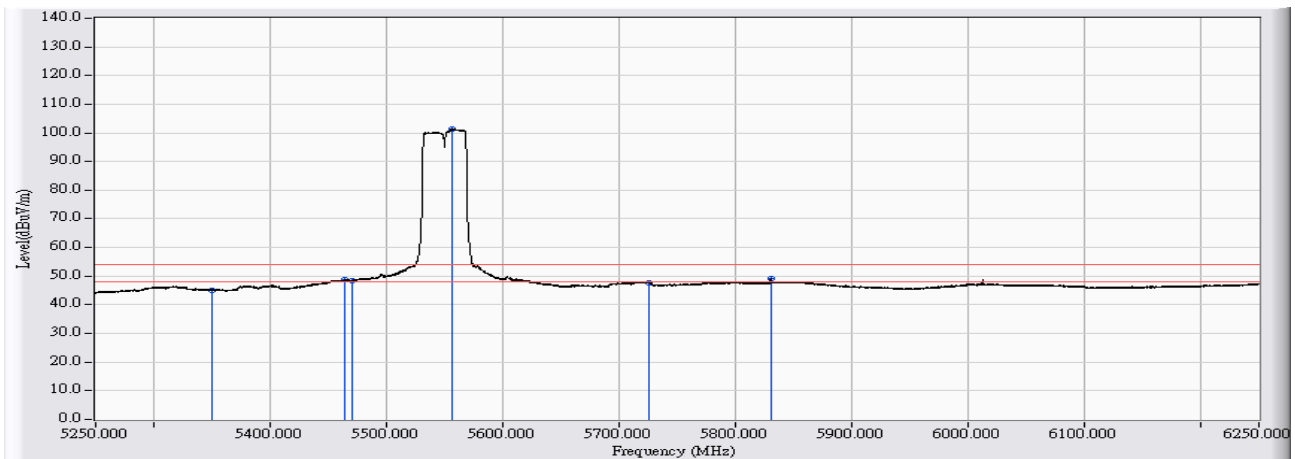


	Frequency (MHz)	Correct Factor (dB)	Reading Level (dBuV)	Measure Level (dBuV/m)	Margin (dB)	Limit (dBuV/m)	Detector Type
1	5350.000	23.806	32.388	56.194	-17.806	74.000	PEAK
2	5467.578	23.970	38.425	62.395	-11.605	74.000	PEAK
3	5470.000	23.973	36.279	60.252	-13.748	74.000	PEAK
4	* 5558.969	24.193	87.923	112.117	--	--	PEAK
5	5725.000	24.662	33.440	58.102	-15.898	74.000	PEAK
6	5858.139	25.032	36.433	61.465	-12.535	74.000	PEAK

Note:

1. All readings above 1GHz are performed with peak and/or average measurements as necessary.
2. Peak measurements: RBW = 1MHz, VBW = 1MHz, Sweep: Auto.
3. Average measurements: RBW = 1MHz, VBW = 10 Hz, Sweep: Auto.
4. “ * ”, means this data is the worst emission level.
5. Measurement Level = Reading Level + Correct Factor.
6. The average measurement was not performed when the peak measured data under the limit of average detection.

Site : CB4-H	Time : 2017/06/02
Limit : FCC_SpartC_15.209_03M_AV	Margin : 6
Probe : CB4-H_FCC_EFS_B091_1-18GHz_3M_0117 - HORIZONTAL	Power : AC 120V/60Hz
EUT : Wireless-AC2900 Dual Band Gigabit Router	Note : Mode 3: Tx_ADP: AD890326010-2LF_ Beamforming Mode (802.11 n20/40)_ 802.11n(40M)_5550MHz

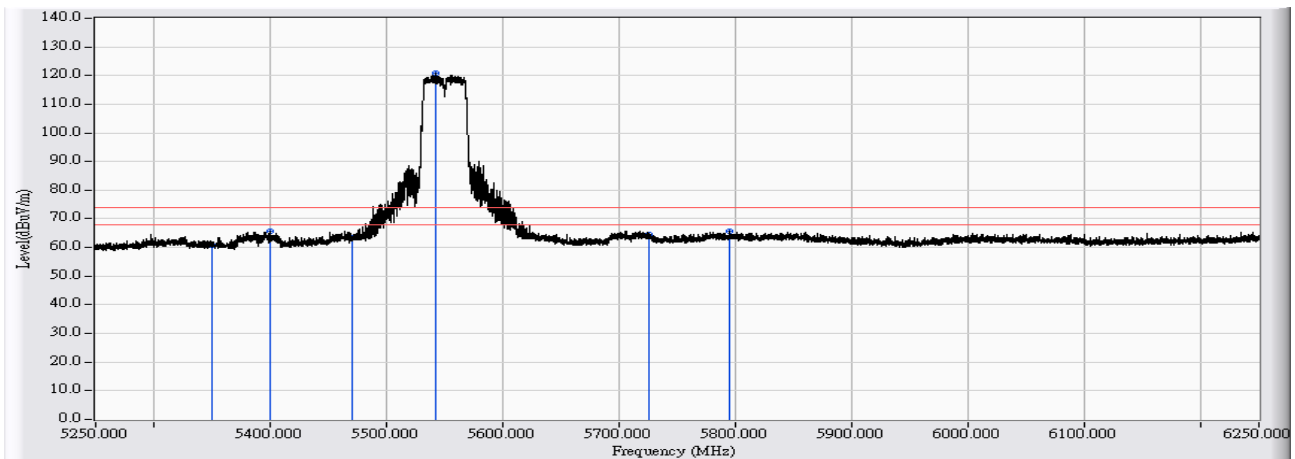


	Frequency (MHz)	Correct Factor (dB)	Reading Level (dBuV)	Measure Level (dBuV/m)	Margin (dB)	Limit (dBuV/m)	Detector Type
1	5350.000	23.806	21.158	44.964	-9.036	54.000	AVERAGE
2	5464.078	23.965	24.648	48.612	-5.388	54.000	AVERAGE
3	5470.000	23.973	24.565	48.538	-5.462	54.000	AVERAGE
4	* 5556.069	24.185	77.145	101.330	--	--	AVERAGE
5	5725.000	24.662	23.068	47.730	-6.270	54.000	AVERAGE
6	5830.642	24.936	24.375	49.311	-4.689	54.000	AVERAGE

Note:

1. All readings above 1GHz are performed with peak and/or average measurements as necessary.
2. Peak measurements: RBW = 1MHz, VBW = 1MHz, Sweep: Auto.
3. Average measurements: RBW = 1MHz, VBW = 10 Hz, Sweep: Auto.
4. “ * ”, means this data is the worst emission level.
5. Measurement Level = Reading Level + Correct Factor.
6. The average measurement was not performed when the peak measured data under the limit of average detection.

Site : CB4-H	Time : 2017/05/31
Limit : FCC_SpartC_15.209_03M_PK	Margin : 6
Probe : CB4-H_FCC_EFS_B091_1-18GHz_3M_0117 - VERTICAL	Power : AC 120V/60Hz
EUT : Wireless-AC2900 Dual Band Gigabit Router	Note : Mode 3: Tx_ADP: AD890326010-2LF_ Beamforming Mode (802.11 n20/40)_ 802.11n(40M)_5550MHz

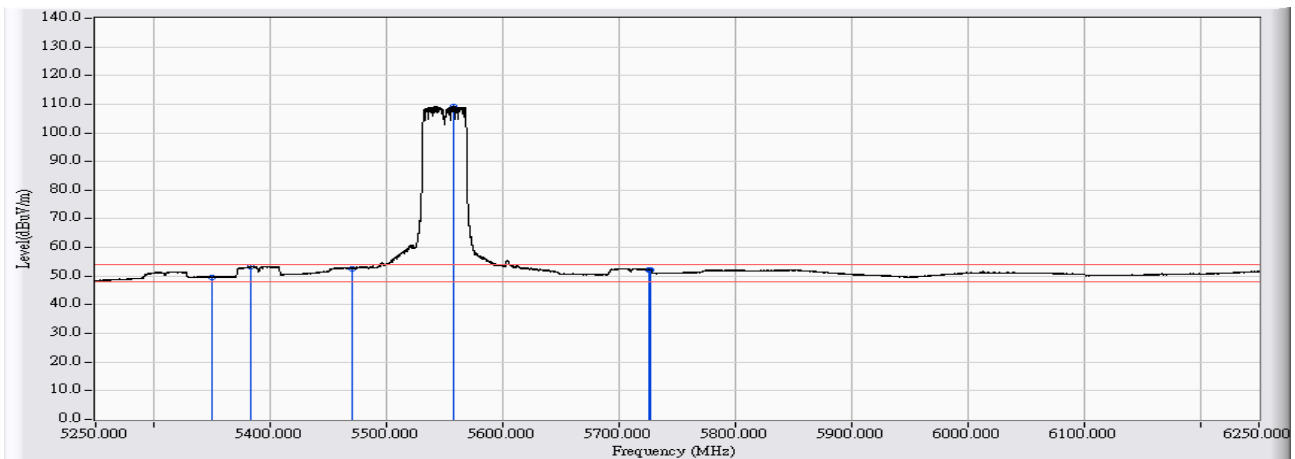


	Frequency (MHz)	Correct Factor (dB)	Reading Level (dBuV)	Measure Level (dBuV/m)	Margin (dB)	Limit (dBuV/m)	Detector Type
1	5350.000	23.806	36.955	60.761	-13.239	74.000	PEAK
2	5399.585	23.877	41.910	65.786	-8.214	74.000	PEAK
3	5470.000	23.973	39.527	63.500	-10.500	74.000	PEAK
4	* 5541.971	24.144	96.597	120.741	--	--	PEAK
5	5725.000	24.662	39.851	64.513	-9.487	74.000	PEAK
6	5794.445	24.827	40.953	65.780	-8.220	74.000	PEAK

Note:

1. All readings above 1GHz are performed with peak and/or average measurements as necessary.
2. Peak measurements: RBW = 1MHz, VBW = 1MHz, Sweep: Auto.
3. Average measurements: RBW = 1MHz, VBW = 10 Hz, Sweep: Auto.
4. “ * ”, means this data is the worst emission level.
5. Measurement Level = Reading Level + Correct Factor.
6. The average measurement was not performed when the peak measured data under the limit of average detection.

Site : CB4-H	Time : 2017/05/31
Limit : FCC_SpartC_15.209_03M_AV	Margin : 6
Probe : CB4-H_FCC_EFS_B091_1-18GHz_3M_0117 - VERTICAL	Power : AC 120V/60Hz
EUT : Wireless-AC2900 Dual Band Gigabit Router	Note : Mode 3: Tx_ADP: AD890326010-2LF_ Beamforming Mode (802.11 n20/40)_ 802.11n(40M)_5550MHz

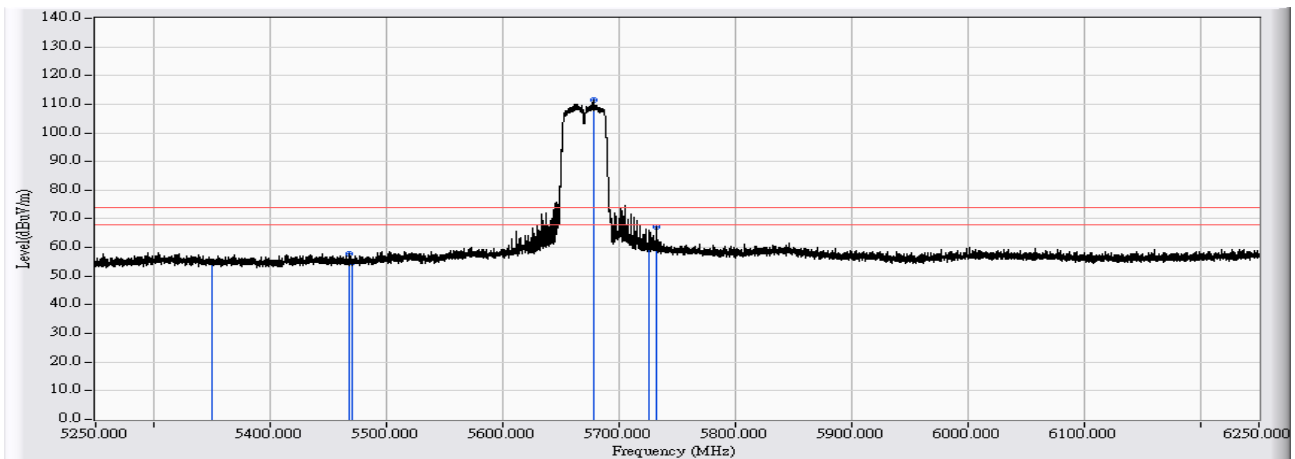


	Frequency (MHz)	Correct Factor (dB)	Reading Level (dBuV)	Measure Level (dBuV/m)	Margin (dB)	Limit (dBuV/m)	Detector Type
1	5350.000	23.806	25.810	49.616	-4.384	54.000	AVERAGE
2	5382.787	23.852	29.555	53.408	-0.592	54.000	AVERAGE
3	5470.000	23.973	28.423	52.396	-1.604	54.000	AVERAGE
4	* 5558.169	24.191	85.104	109.295	--	--	AVERAGE
5	5725.000	24.662	27.517	52.179	-1.821	54.000	AVERAGE
6	5726.352	24.665	27.560	52.226	-1.774	54.000	AVERAGE

Note:

1. All readings above 1GHz are performed with peak and/or average measurements as necessary.
2. Peak measurements: RBW = 1MHz, VBW = 1MHz, Sweep: Auto.
3. Average measurements: RBW = 1MHz, VBW = 10 Hz, Sweep: Auto.
4. “ * ”, means this data is the worst emission level.
5. Measurement Level = Reading Level + Correct Factor.
6. The average measurement was not performed when the peak measured data under the limit of average detection.

Site : CB4-H	Time : 2017/06/02
Limit : FCC_SpartC_15.209_03M_PK	Margin : 6
Probe : CB4-H_FCC_EFS_B091_1-18GHz_3M_0117 - HORIZONTAL	Power : AC 120V/60Hz
EUT : Wireless-AC2900 Dual Band Gigabit Router	Note : Mode 3: Tx_ADP: AD890326010-2LF_ Beamforming Mode (802.11 n20/40)_ 802.11n(40M)_5670MHz

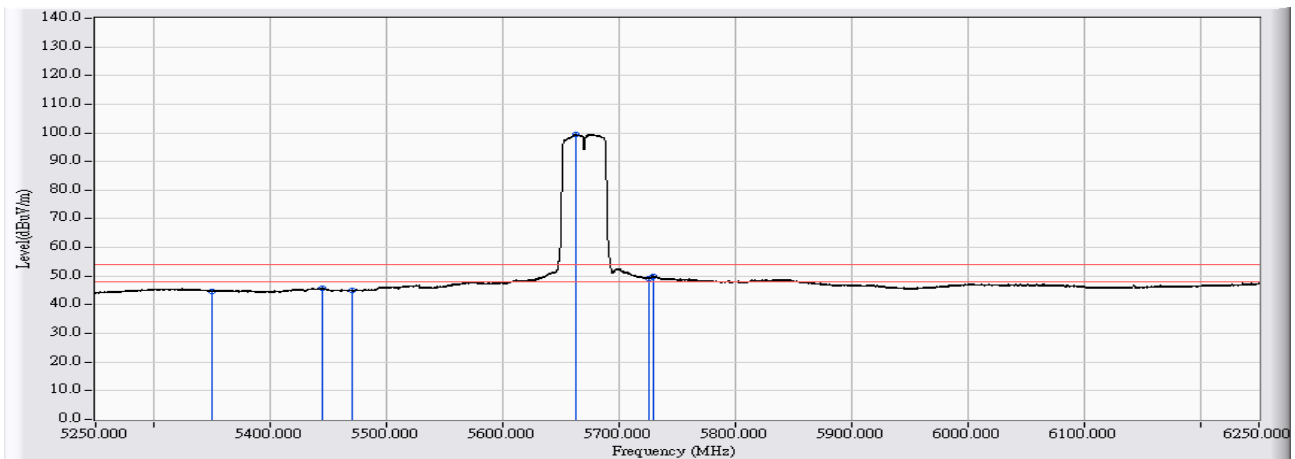


	Frequency (MHz)	Correct Factor (dB)	Reading Level (dBuV)	Measure Level (dBuV/m)	Margin (dB)	Limit (dBuV/m)	Detector Type
1	5350.000	23.806	31.109	54.915	-19.085	74.000	PEAK
2	5468.078	23.971	33.805	57.775	-16.225	74.000	PEAK
3	5470.000	23.973	30.647	54.620	-19.380	74.000	PEAK
4	* 5678.257	24.534	87.075	111.608	--	--	PEAK
5	5725.000	24.662	35.802	60.464	-13.536	74.000	PEAK
6	5732.452	24.680	42.421	67.101	-6.899	74.000	PEAK

Note:

1. All readings above 1GHz are performed with peak and/or average measurements as necessary.
2. Peak measurements: RBW = 1MHz, VBW = 1MHz, Sweep: Auto.
3. Average measurements: RBW = 1MHz, VBW = 10 Hz, Sweep: Auto.
4. “ * ”, means this data is the worst emission level.
5. Measurement Level = Reading Level + Correct Factor.
6. The average measurement was not performed when the peak measured data under the limit of average detection.

Site : CB4-H	Time : 2017/06/02
Limit : FCC_SpartC_15.209_03M_AV	Margin : 6
Probe : CB4-H_FCC_EFS_B091_1-18GHz_3M_0117 - HORIZONTAL	Power : AC 120V/60Hz
EUT : Wireless-AC2900 Dual Band Gigabit Router	Note : Mode 3: Tx_ADP: AD890326010-2LF_ Beamforming Mode (802.11 n20/40)_ 802.11n(40M)_5670MHz

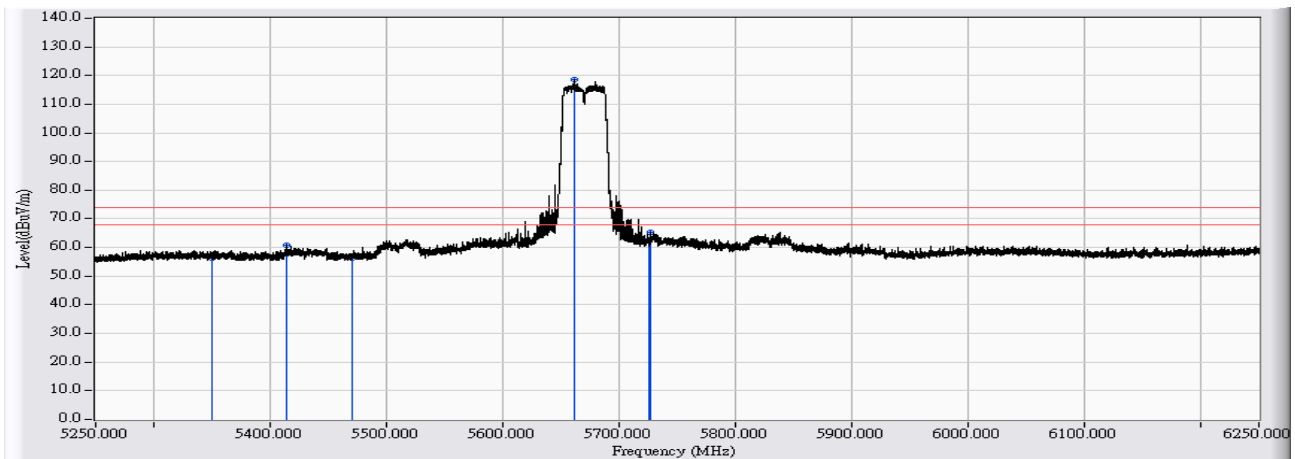


	Frequency (MHz)	Correct Factor (dB)	Reading Level (dBuV)	Measure Level (dBuV/m)	Margin (dB)	Limit (dBuV/m)	Detector Type
1	5350.000	23.806	20.975	44.781	-9.219	54.000	AVERAGE
2	5444.880	23.937	21.902	45.840	-8.160	54.000	AVERAGE
3	5470.000	23.973	20.940	44.913	-9.087	54.000	AVERAGE
4	* 5662.659	24.491	75.014	99.504	--	--	AVERAGE
5	5725.000	24.662	24.625	49.287	-4.713	54.000	AVERAGE
6	5729.352	24.673	25.319	49.992	-4.008	54.000	AVERAGE

Note:

1. All readings above 1GHz are performed with peak and/or average measurements as necessary.
2. Peak measurements: RBW = 1MHz, VBW = 1MHz, Sweep: Auto.
3. Average measurements: RBW = 1MHz, VBW = 10 Hz, Sweep: Auto.
4. " * ", means this data is the worst emission level.
5. Measurement Level = Reading Level + Correct Factor.
6. The average measurement was not performed when the peak measured data under the limit of average detection.

Site : CB4-H	Time : 2017/05/31
Limit : FCC_SpartC_15.209_03M_PK	Margin : 6
Probe : CB4-H_FCC_EFS_B091_1-18GHz_3M_0117 - VERTICAL	Power : AC 120V/60Hz
EUT : Wireless-AC2900 Dual Band Gigabit Router	Note : Mode 3: Tx_ADP: AD890326010-2LF_ Beamforming Mode (802.11 n20/40)_ 802.11n(40M)_5670MHz

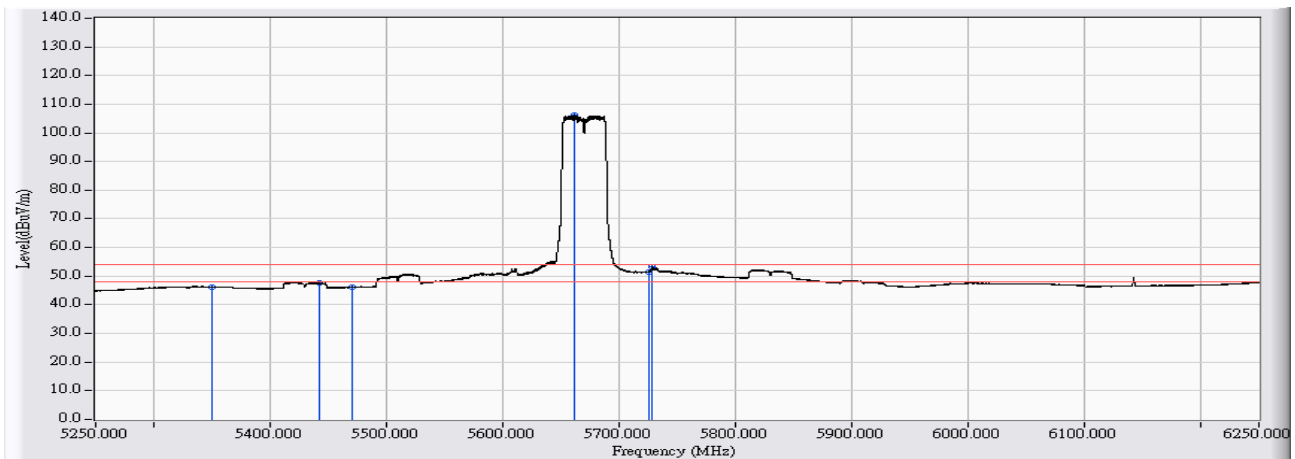


	Frequency (MHz)	Correct Factor (dB)	Reading Level (dBuV)	Measure Level (dBuV/m)	Margin (dB)	Limit (dBuV/m)	Detector Type
1	5350.000	23.806	32.482	56.288	-17.712	74.000	PEAK
2	5413.484	23.895	36.887	60.782	-13.218	74.000	PEAK
3	5470.000	23.973	32.262	56.235	-17.765	74.000	PEAK
4	* 5662.059	24.488	94.104	118.592	--	--	PEAK
5	5725.000	24.662	37.838	62.500	-11.500	74.000	PEAK
6	5726.652	24.666	40.817	65.483	-8.517	74.000	PEAK

Note:

1. All readings above 1GHz are performed with peak and/or average measurements as necessary.
2. Peak measurements: RBW = 1MHz, VBW = 1MHz, Sweep: Auto.
3. Average measurements: RBW = 1MHz, VBW = 10 Hz, Sweep: Auto.
4. “ * ”, means this data is the worst emission level.
5. Measurement Level = Reading Level + Correct Factor.
6. The average measurement was not performed when the peak measured data under the limit of average detection.

Site : CB4-H	Time : 2017/05/31
Limit : FCC_SpartC_15.209_03M_AV	Margin : 6
Probe : CB4-H_FCC_EFS_B091_1-18GHz_3M_0117 - VERTICAL	Power : AC 120V/60Hz
EUT : Wireless-AC2900 Dual Band Gigabit Router	Note : Mode 3: Tx_ADP: AD890326010-2LF_ Beamforming Mode (802.11 n20/40)_ 802.11n(40M)_5670MHz

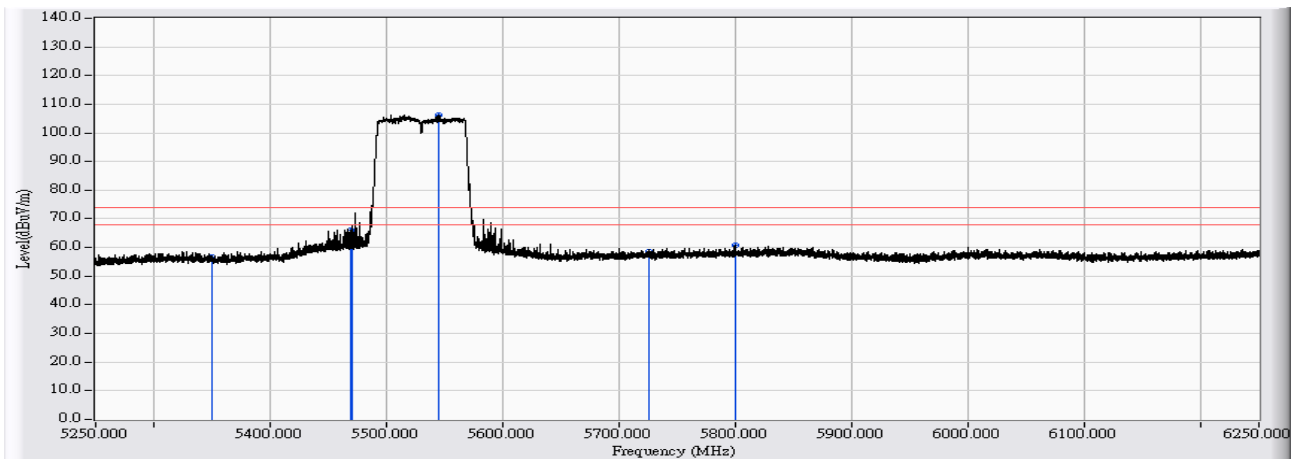


	Frequency (MHz)	Correct Factor (dB)	Reading Level (dBuV)	Measure Level (dBuV/m)	Margin (dB)	Limit (dBuV/m)	Detector Type
1	5350.000	23.806	22.231	46.037	-7.963	54.000	AVERAGE
2	5442.481	23.934	23.645	47.579	-6.421	54.000	AVERAGE
3	5470.000	23.973	22.097	46.070	-7.930	54.000	AVERAGE
4	* 5661.659	24.487	81.746	106.233	--	--	AVERAGE
5	5725.000	24.662	26.766	51.428	-2.572	54.000	AVERAGE
6	5728.552	24.671	28.650	53.321	-0.679	54.000	AVERAGE

Note:

1. All readings above 1GHz are performed with peak and/or average measurements as necessary.
2. Peak measurements: RBW = 1MHz, VBW = 1MHz, Sweep: Auto.
3. Average measurements: RBW = 1MHz, VBW = 10 Hz, Sweep: Auto.
4. “ * ”, means this data is the worst emission level.
5. Measurement Level = Reading Level + Correct Factor.
6. The average measurement was not performed when the peak measured data under the limit of average detection.

Site : CB4-H	Time : 2017/06/02
Limit : FCC_SpartC_15.209_03M_PK	Margin : 6
Probe : CB4-H_FCC_EFS_B091_1-18GHz_3M_0117 - HORIZONTAL	Power : AC 120V/60Hz
EUT : Wireless-AC2900 Dual Band Gigabit Router	Note : Mode 3: Tx_ADP: AD890326010-2LF_ Beamforming Mode (802.11 n20/40)_ 802.11ac(80M)_ 5530MHz

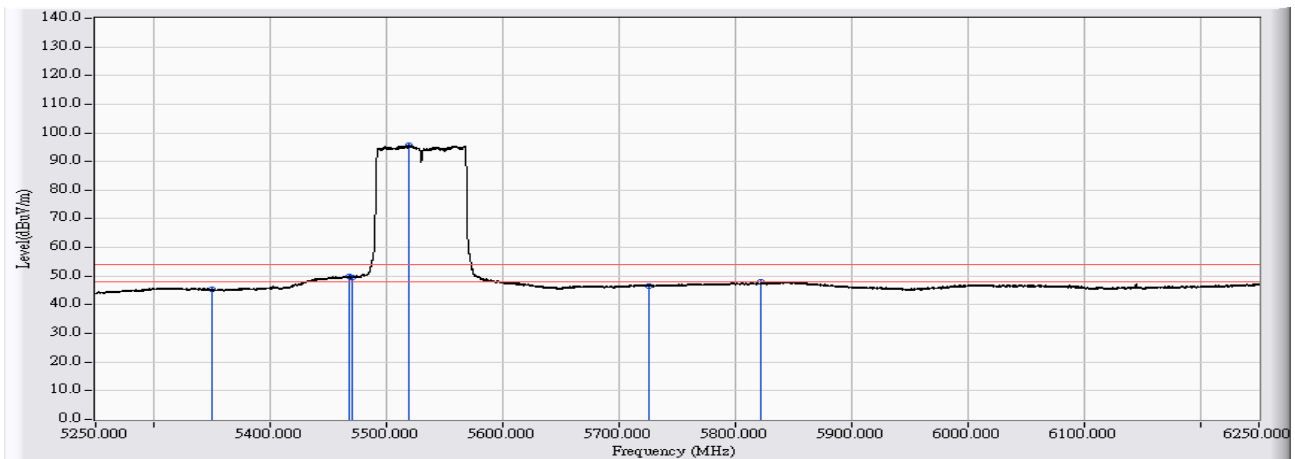


	Frequency (MHz)	Correct Factor (dB)	Reading Level (dBuV)	Measure Level (dBuV/m)	Margin (dB)	Limit (dBuV/m)	Detector Type
1	5350.000	23.806	32.858	56.664	-17.336	74.000	PEAK
2	5468.778	23.971	42.060	66.031	-7.969	74.000	PEAK
3	5470.000	23.973	37.838	61.811	-12.189	74.000	PEAK
4	* 5544.270	24.151	82.111	106.262	--	--	PEAK
5	5725.000	24.662	33.998	58.660	-15.340	74.000	PEAK
6	5799.445	24.839	35.791	60.630	-13.370	74.000	PEAK

Note:

1. All readings above 1GHz are performed with peak and/or average measurements as necessary.
2. Peak measurements: RBW = 1MHz, VBW = 1MHz, Sweep: Auto.
3. Average measurements: RBW = 1MHz, VBW = 10 Hz, Sweep: Auto.
4. “ * ”, means this data is the worst emission level.
5. Measurement Level = Reading Level + Correct Factor.
6. The average measurement was not performed when the peak measured data under the limit of average detection.

Site : CB4-H	Time : 2017/06/02
Limit : FCC_SpartC_15.209_03M_AV	Margin : 6
Probe : CB4-H_FCC_EFS_B091_1-18GHz_3M_0117 - HORIZONTAL	Power : AC 120V/60Hz
EUT : Wireless-AC2900 Dual Band Gigabit Router	Note : Mode 3: Tx_ADP: AD890326010-2LF_ Beamforming Mode (802.11 n20/40)_ 802.11ac(80M)_ 5530MHz

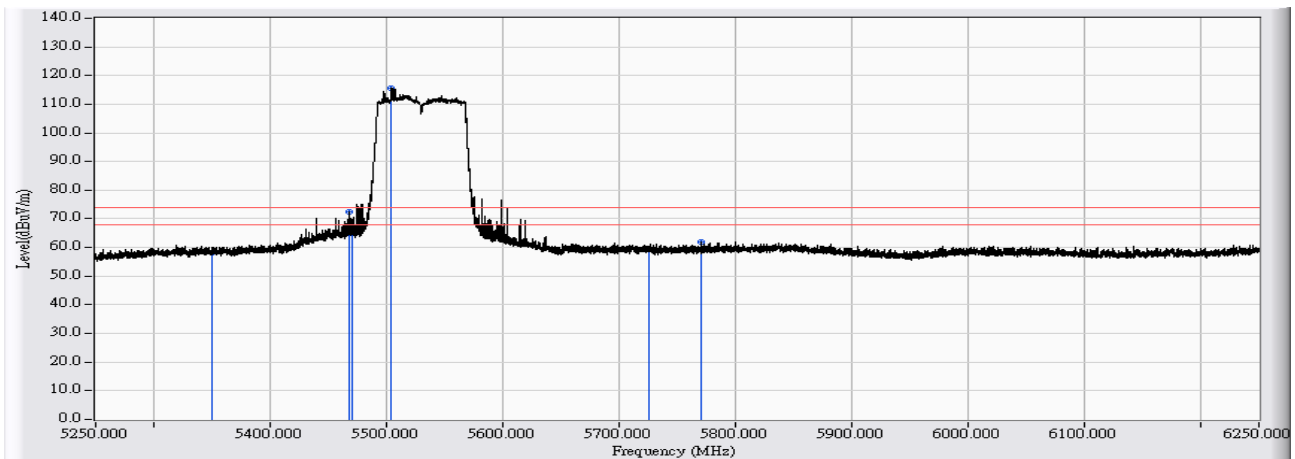


	Frequency (MHz)	Correct Factor (dB)	Reading Level (dBuV)	Measure Level (dBuV/m)	Margin (dB)	Limit (dBuV/m)	Detector Type
1	5350.000	23.806	21.511	45.317	-8.683	54.000	AVERAGE
2	5468.178	23.971	25.923	49.893	-4.107	54.000	AVERAGE
3	5470.000	23.973	25.571	49.544	-4.456	54.000	AVERAGE
4	* 5519.473	24.076	71.603	95.679	--	--	AVERAGE
5	5725.000	24.662	21.924	46.586	-7.414	54.000	AVERAGE
6	5821.943	24.905	23.228	48.134	-5.866	54.000	AVERAGE

Note:

1. All readings above 1GHz are performed with peak and/or average measurements as necessary.
2. Peak measurements: RBW = 1MHz, VBW = 1MHz, Sweep: Auto.
3. Average measurements: RBW = 1MHz, VBW = 10 Hz, Sweep: Auto.
4. “ * ”, means this data is the worst emission level.
5. Measurement Level = Reading Level + Correct Factor.
6. The average measurement was not performed when the peak measured data under the limit of average detection.

Site : CB4-H	Time : 2017/05/31
Limit : FCC_SpartC_15.209_03M_PK	Margin : 6
Probe : CB4-H_FCC_EFS_B091_1-18GHz_3M_0117 - VERTICAL	Power : AC 120V/60Hz
EUT : Wireless-AC2900 Dual Band Gigabit Router	Note : Mode 3: Tx_ADP: AD890326010-2LF_ Beamforming Mode (802.11 n20/40)_ 802.11ac(80M)_ 5530MHz

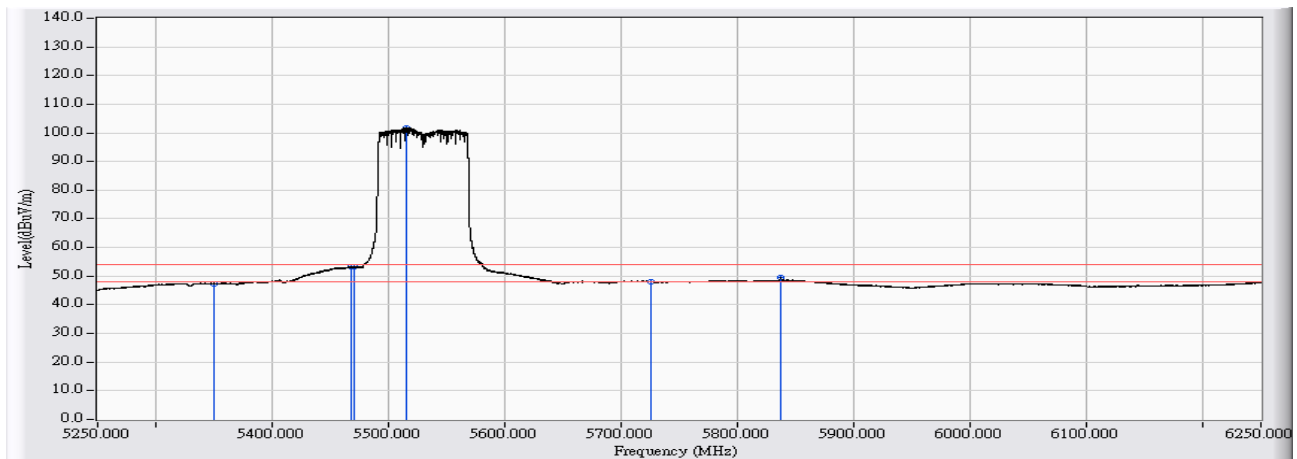


	Frequency (MHz)	Correct Factor (dB)	Reading Level (dBuV)	Measure Level (dBuV/m)	Margin (dB)	Limit (dBuV/m)	Detector Type
1	5350.000	23.806	34.554	58.360	-15.640	74.000	PEAK
2	5467.978	23.971	48.380	72.350	-1.650	74.000	PEAK
3	5470.000	23.973	42.681	66.654	-7.346	74.000	PEAK
4	* 5504.075	24.032	91.685	115.716	--	--	PEAK
5	5725.000	24.662	34.731	59.393	-14.607	74.000	PEAK
6	5771.148	24.773	36.987	61.760	-12.240	74.000	PEAK

Note:

1. All readings above 1GHz are performed with peak and/or average measurements as necessary.
2. Peak measurements: RBW = 1MHz, VBW = 1MHz, Sweep: Auto.
3. Average measurements: RBW = 1MHz, VBW = 10 Hz, Sweep: Auto.
4. “ * ”, means this data is the worst emission level.
5. Measurement Level = Reading Level + Correct Factor.
6. The average measurement was not performed when the peak measured data under the limit of average detection.

Site : CB4-H	Time : 2017/05/31
Limit : FCC_SpartC_15.209_03M_AV	Margin : 6
Probe : CB4-H_FCC_EFS_B091_1-18GHz_3M_0117 - VERTICAL	Power : AC 120V/60Hz
EUT : Wireless-AC2900 Dual Band Gigabit Router	Note : Mode 3: Tx_ADP: AD890326010-2LF_ Beamforming Mode (802.11 n20/40)_ 802.11ac(80M)_5530MHz

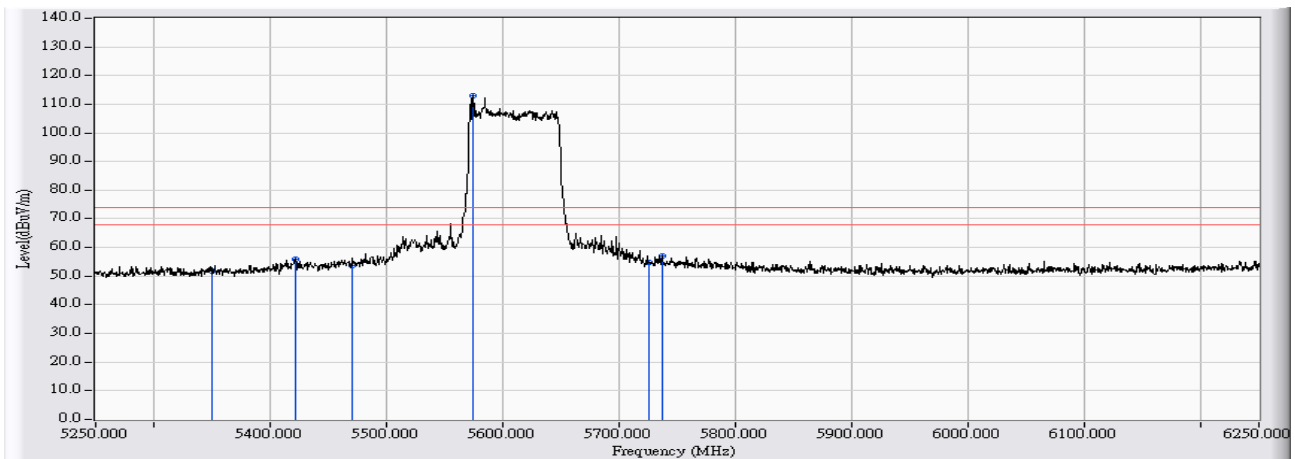


	Frequency (MHz)	Correct Factor (dB)	Reading Level (dBuV)	Measure Level (dBuV/m)	Margin (dB)	Limit (dBuV/m)	Detector Type
1	5350.000	23.806	23.457	47.263	-6.737	54.000	AVERAGE
2	5467.478	23.970	29.326	53.295	-0.705	54.000	AVERAGE
3	5470.000	23.973	29.194	53.167	-0.833	54.000	AVERAGE
4	* 5515.573	24.064	77.659	101.723	--	--	AVERAGE
5	5725.000	24.662	23.528	48.190	-5.810	54.000	AVERAGE
6	5836.741	24.957	24.506	49.463	-4.537	54.000	AVERAGE

Note:

1. All readings above 1GHz are performed with peak and/or average measurements as necessary.
2. Peak measurements: RBW = 1MHz, VBW = 1MHz, Sweep: Auto.
3. Average measurements: RBW = 1MHz, VBW = 10 Hz, Sweep: Auto.
4. “ * ”, means this data is the worst emission level.
5. Measurement Level = Reading Level + Correct Factor.
6. The average measurement was not performed when the peak measured data under the limit of average detection.

Site : CB4-H	Time : 2017/06/19
Limit : FCC_SpartC_15.209_03M_PK	Margin : 6
Probe : CB4-H_FCC_EFS_B091_1-18GHz_3M_0117 - HORIZONTAL	Power : AC 120V/60Hz
EUT : Wireless-AC2900 Dual Band Gigabit Router	Note : Mode 3: Tx_ADP: AD890326010-2LF_ Beamforming Mode (802.11 n20/40)_ 802.11ac(80M)_ 5610MHz

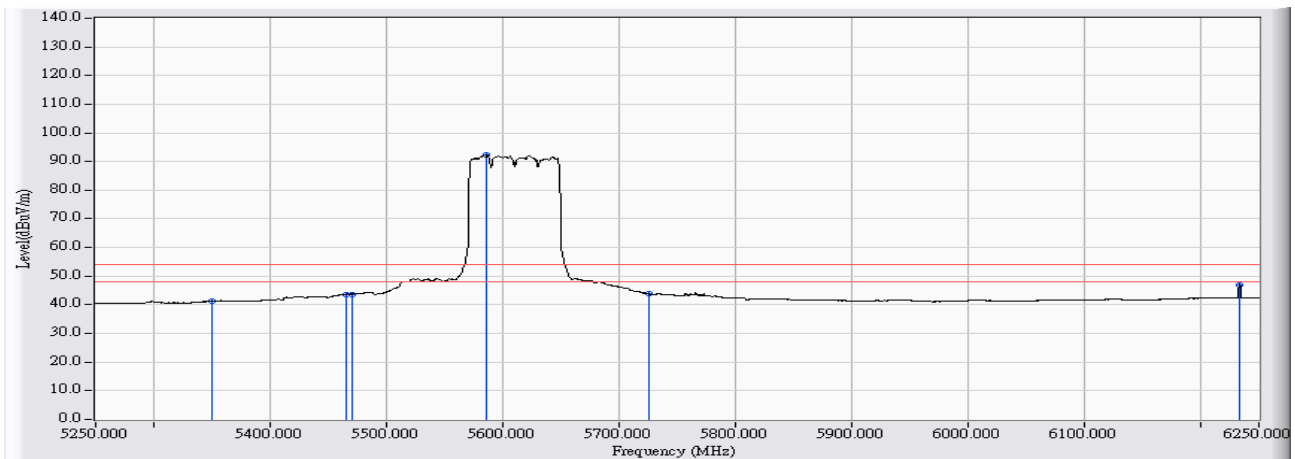


	Frequency (MHz)	Correct Factor (dB)	Reading Level (dBuV)	Measure Level (dBuV/m)	Margin (dB)	Limit (dBuV/m)	Detector Type
1	5350.000	23.806	27.881	51.687	-22.313	74.000	PEAK
2	5421.500	23.906	31.864	55.770	-18.230	74.000	PEAK
3	5470.000	23.973	29.713	53.686	-20.314	74.000	PEAK
4	* 5574.500	24.239	88.636	112.874	--	--	PEAK
5	5725.000	24.662	29.980	54.642	-19.358	74.000	PEAK
6	5737.000	24.692	32.190	56.881	-17.119	74.000	PEAK

Note:

1. All readings above 1GHz are performed with peak and/or average measurements as necessary.
2. Peak measurements: RBW = 1MHz, VBW = 1MHz, Sweep: Auto.
3. Average measurements: RBW = 1MHz, VBW = 10 Hz, Sweep: Auto.
4. “ * ”, means this data is the worst emission level.
5. Measurement Level = Reading Level + Correct Factor.
6. The average measurement was not performed when the peak measured data under the limit of average detection.

Site : CB4-H	Time : 2017/06/19
Limit : FCC_SpartC_15.209_03M_AV	Margin : 6
Probe : CB4-H_FCC_EFS_B091_1-18GHz_3M_0117 - HORIZONTAL	Power : AC 120V/60Hz
EUT : Wireless-AC2900 Dual Band Gigabit Router	Note : Mode 3: Tx_ADP: AD890326010-2LF_ Beamforming Mode (802.11 n20/40)_ 802.11ac(80M)_ 5610MHz

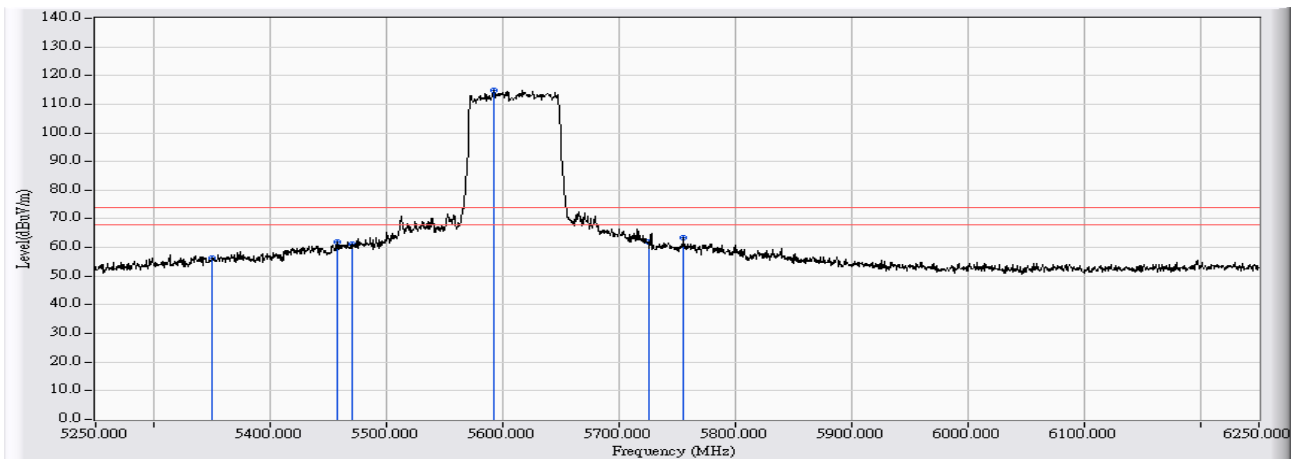


	Frequency (MHz)	Correct Factor (dB)	Reading Level (dBuV)	Measure Level (dBuV/m)	Margin (dB)	Limit (dBuV/m)	Detector Type
1	5350.000	23.806	17.422	41.228	-12.772	54.000	AVERAGE
2	5465.000	23.966	19.670	43.636	-10.364	54.000	AVERAGE
3	5470.000	23.973	19.740	43.713	-10.287	54.000	AVERAGE
4	* 5586.500	24.273	68.174	92.447	--	--	AVERAGE
5	5725.000	24.662	19.150	43.812	-10.188	54.000	AVERAGE
6	6233.000	26.507	20.451	46.959	-7.041	54.000	AVERAGE

Note:

1. All readings above 1GHz are performed with peak and/or average measurements as necessary.
2. Peak measurements: RBW = 1MHz, VBW = 1MHz, Sweep: Auto.
3. Average measurements: RBW = 1MHz, VBW = 10 Hz, Sweep: Auto.
4. “ * ”, means this data is the worst emission level.
5. Measurement Level = Reading Level + Correct Factor.
6. The average measurement was not performed when the peak measured data under the limit of average detection.

Site : CB4-H	Time : 2017/06/19
Limit : FCC_SpartC_15.209_03M_PK	Margin : 6
Probe : CB4-H_FCC_EFS_B091_1-18GHz_3M_0117 - VERTICAL	Power : AC 120V/60Hz
EUT : Wireless-AC2900 Dual Band Gigabit Router	Note : Mode 3: Tx_ADP: AD890326010-2LF_ Beamforming Mode (802.11 n20/40)_ 802.11ac(80M)_5610MHz

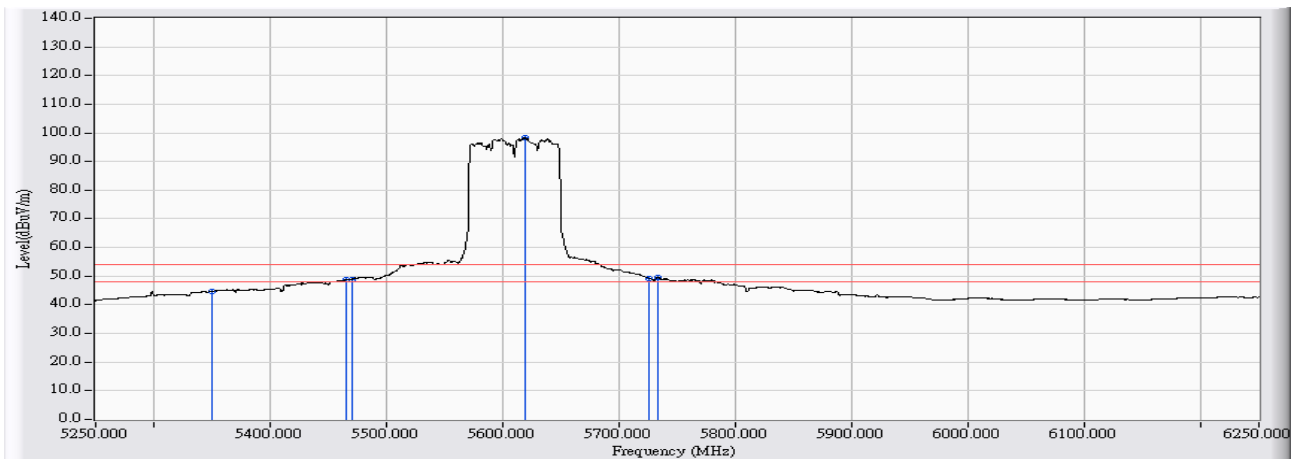


	Frequency (MHz)	Correct Factor (dB)	Reading Level (dBuV)	Measure Level (dBuV/m)	Margin (dB)	Limit (dBuV/m)	Detector Type
1	5350.000	23.806	32.501	56.307	-17.693	74.000	AVERAGE
2	5457.500	23.955	37.794	61.749	-12.251	74.000	AVERAGE
3	5470.000	23.973	37.103	61.076	-12.924	74.000	AVERAGE
4	* 5592.000	24.290	90.449	114.738	--	--	AVERAGE
5	5725.000	24.662	37.378	62.040	-11.960	74.000	AVERAGE
6	5755.500	24.736	38.524	63.260	-10.740	74.000	AVERAGE

Note:

1. All readings above 1GHz are performed with peak and/or average measurements as necessary.
2. Peak measurements: RBW = 1MHz, VBW = 1MHz, Sweep: Auto.
3. Average measurements: RBW = 1MHz, VBW = 10 Hz, Sweep: Auto.
4. “ * ”, means this data is the worst emission level.
5. Measurement Level = Reading Level + Correct Factor.
6. The average measurement was not performed when the peak measured data under the limit of average detection.

Site : CB4-H	Time : 2017/06/19
Limit : FCC_SpartC_15.209_03M_AV	Margin : 6
Probe : CB4-H_FCC_EFS_B091_1-18GHz_3M_0117 - VERTICAL	Power : AC 120V/60Hz
EUT : Wireless-AC2900 Dual Band Gigabit Router	Note : Mode 3: Tx_ADP: AD890326010-2LF_ Beamforming Mode (802.11 n20/40)_ 802.11ac(80M)_5610MHz

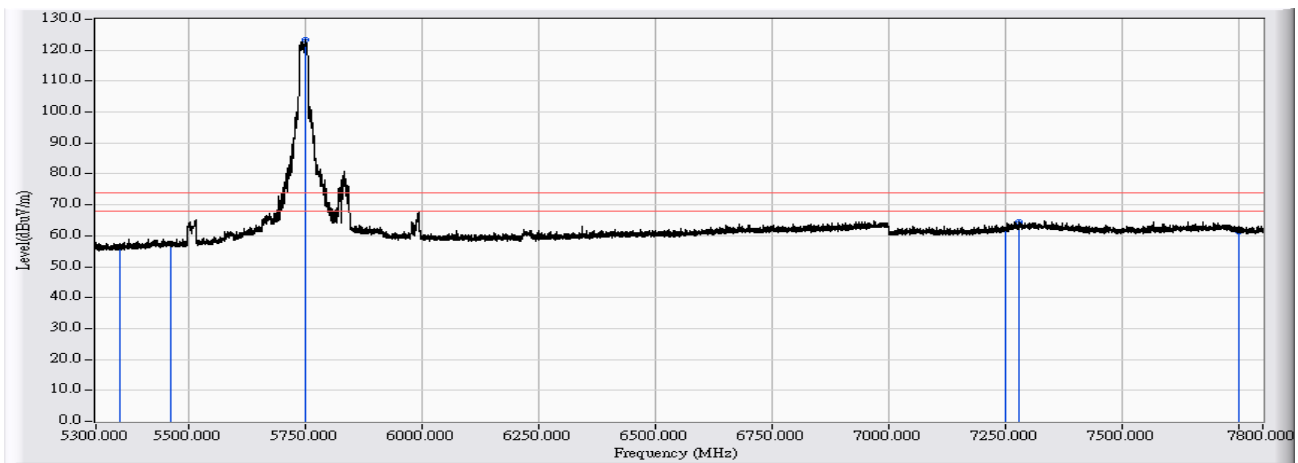


	Frequency (MHz)	Correct Factor (dB)	Reading Level (dBuV)	Measure Level (dBuV/m)	Margin (dB)	Limit (dBuV/m)	Detector Type
1	5350.000	23.806	20.773	44.579	-9.421	54.000	AVERAGE
2	5465.000	23.966	24.762	48.728	-5.272	54.000	AVERAGE
3	5470.000	23.973	24.922	48.895	-5.105	54.000	AVERAGE
4	* 5619.000	24.367	73.833	98.200	--	--	AVERAGE
5	5725.000	24.662	24.670	49.332	-4.668	54.000	AVERAGE
6	5733.000	24.681	24.890	49.572	-4.428	54.000	AVERAGE

Note:

1. All readings above 1GHz are performed with peak and/or average measurements as necessary.
2. Peak measurements: RBW = 1MHz, VBW = 1MHz, Sweep: Auto.
3. Average measurements: RBW = 1MHz, VBW = 10 Hz, Sweep: Auto.
4. “ * ”, means this data is the worst emission level.
5. Measurement Level = Reading Level + Correct Factor.
6. The average measurement was not performed when the peak measured data under the limit of average detection.

Site : CB4-H	Time : 2017/03/03
Limit : FCC_SpartC_15.209_03M_PK	Margin : 6
Probe : CB4-H_FCC_EFS_B091_1-18GHz_3M_0117 - HORIZONTAL	Power : AC 120V/60Hz
EUT : Wireless-AC2900 Dual Band Gigabit Router	Note : Mode 3: Tx_ADP: AD890326010-2LF_ Beamforming Mode (802.11 n20/40)_ 802.11n(20M)_5745MHz

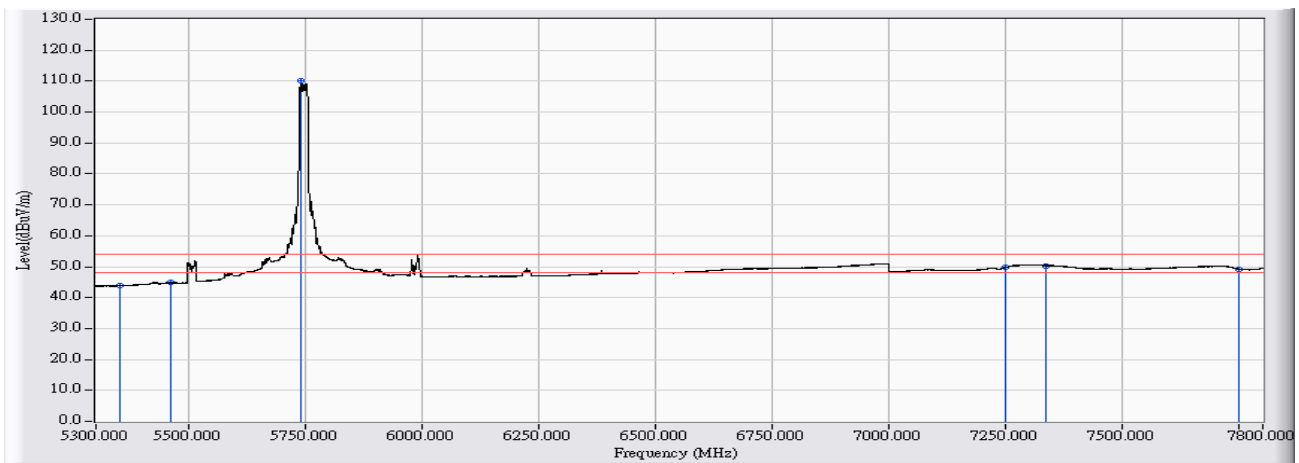


	Frequency (MHz)	Correct Factor (dB)	Reading Level (dBuV)	Measure Level (dBuV/m)	Margin (dB)	Limit (dBuV/m)	Detector Type
1	5350.000	24.342	31.731	56.073	-17.927	74.000	PEAK
2	5460.000	24.289	33.049	57.338	-16.662	74.000	PEAK
3	5749.455	25.042	98.228	123.270	--	--	PEAK
4	7250.000	30.207	31.886	62.092	-11.908	74.000	PEAK
5	* 7277.302	30.294	34.183	64.477	-9.523	74.000	PEAK
6	7750.000	31.338	30.152	61.491	-12.509	74.000	PEAK

Note:

1. All readings above 1GHz are performed with peak and/or average measurements as necessary.
2. Peak measurements: RBW = 1MHz, VBW = 1MHz, Sweep: Auto.
3. Average measurements: RBW = 1MHz, VBW = 10 Hz, Sweep: Auto.
4. “ * ”, means this data is the worst emission level.
5. Measurement Level = Reading Level + Correct Factor.
6. The average measurement was not performed when the peak measured data under the limit of average detection.

Site : CB4-H	Time : 2017/03/03
Limit : FCC_SpartC_15.209_03M_AV	Margin : 6
Probe : CB4-H_FCC_EFS_B091_1-18GHz_3M_0117 - HORIZONTAL	Power : AC 120V/60Hz
EUT : Wireless-AC2900 Dual Band Gigabit Router	Note : Mode 3: Tx_AD P: AD890326010-2LF_ Beamforming Mode (802.11 n20/40)_ 802.11n(20M)_5745MHz

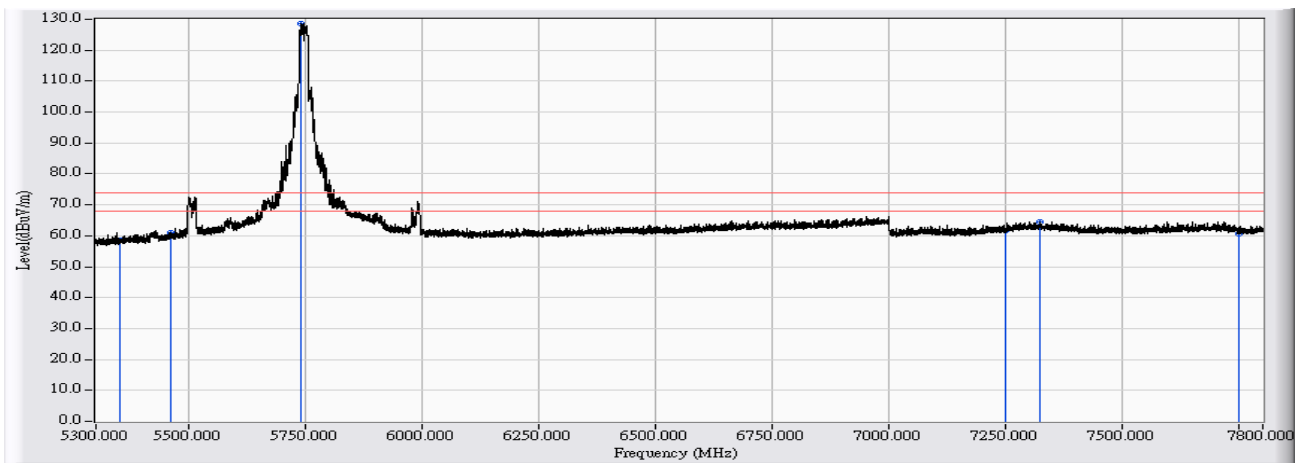


	Frequency (MHz)	Correct Factor (dB)	Reading Level (dBuV)	Measure Level (dBuV/m)	Margin (dB)	Limit (dBuV/m)	Detector Type
1	5350.000	24.342	19.499	43.841	-10.159	54.000	AVERAGE
2	5460.000	24.289	20.508	44.797	-9.203	54.000	AVERAGE
3	5740.456	25.028	85.068	110.096	--	--	AVERAGE
4	7250.000	30.207	19.631	49.837	-4.163	54.000	AVERAGE
5	* 7333.796	30.476	19.850	50.326	-3.674	54.000	AVERAGE
6	7750.000	31.338	17.904	49.243	-4.757	54.000	AVERAGE

Note:

1. All readings above 1GHz are performed with peak and/or average measurements as necessary.
2. Peak measurements: RBW = 1MHz, VBW = 1MHz, Sweep: Auto.
3. Average measurements: RBW = 1MHz, VBW = 10 Hz, Sweep: Auto.
4. “ * ”, means this data is the worst emission level.
5. Measurement Level = Reading Level + Correct Factor.
6. The average measurement was not performed when the peak measured data under the limit of average detection.

Site : CB4-H	Time : 2017/03/03
Limit : FCC_SpartC_15.209_03M_PK	Margin : 6
Probe : CB4-H_FCC_EFS_B091_1-18GHz_3M_0117 - VERTICAL	Power : AC 120V/60Hz
EUT : Wireless-AC2900 Dual Band Gigabit Router	Note : Mode 3: Tx_ADP: AD890326010-2LF_ Beamforming Mode (802.11 n20/40)_ 802.11n(20M)_5745MHz

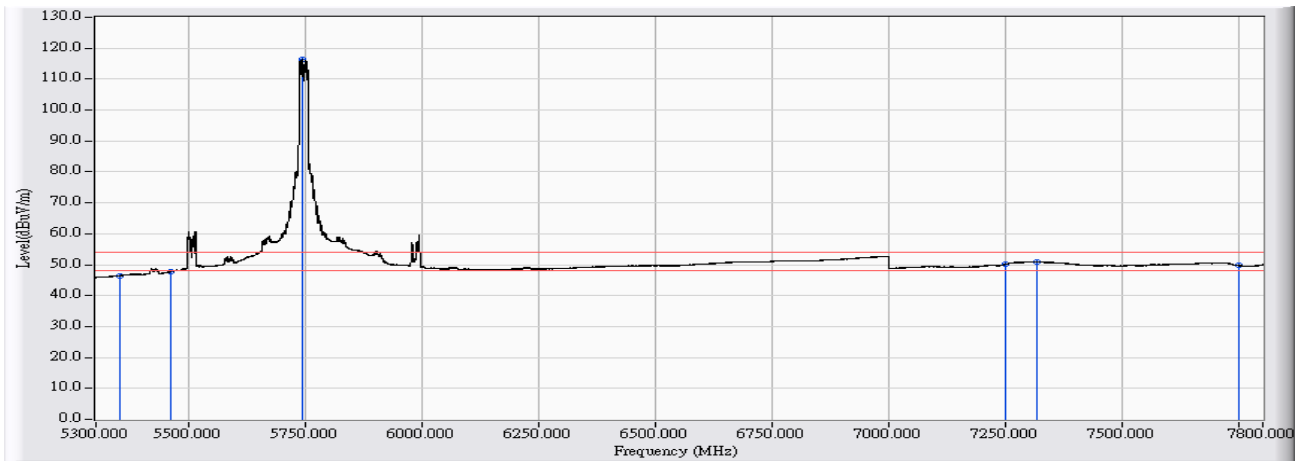


	Frequency (MHz)	Correct Factor (dB)	Reading Level (dBuV)	Measure Level (dBuV/m)	Margin (dB)	Limit (dBuV/m)	Detector Type
1	5350.000	24.342	34.077	58.419	-15.581	74.000	PEAK
2	5460.000	24.289	36.721	61.010	-12.990	74.000	PEAK
3	5738.206	25.025	103.421	128.446	--	--	PEAK
4	7250.000	30.207	31.643	61.849	-12.151	74.000	PEAK
5	* 7322.548	30.440	33.919	64.358	-9.642	74.000	PEAK
6	7750.000	31.338	29.391	60.730	-13.270	74.000	PEAK

Note:

1. All readings above 1GHz are performed with peak and/or average measurements as necessary.
2. Peak measurements: RBW = 1MHz, VBW = 1MHz, Sweep: Auto.
3. Average measurements: RBW = 1MHz, VBW = 10 Hz, Sweep: Auto.
4. “ * ”, means this data is the worst emission level.
5. Measurement Level = Reading Level + Correct Factor.
6. The average measurement was not performed when the peak measured data under the limit of average detection.

Site : CB4-H	Time : 2017/03/03
Limit : FCC_SpartC_15.209_03M_AV	Margin : 6
Probe : CB4-H_FCC_EFS_B091_1-18GHz_3M_0117 - VERTICAL	Power : AC 120V/60Hz
EUT : Wireless-AC2900 Dual Band Gigabit Router	Note : Mode 3: Tx_ADP: AD890326010-2LF_ Beamforming Mode (802.11 n20/40)_ 802.11n(20M)_5745MHz

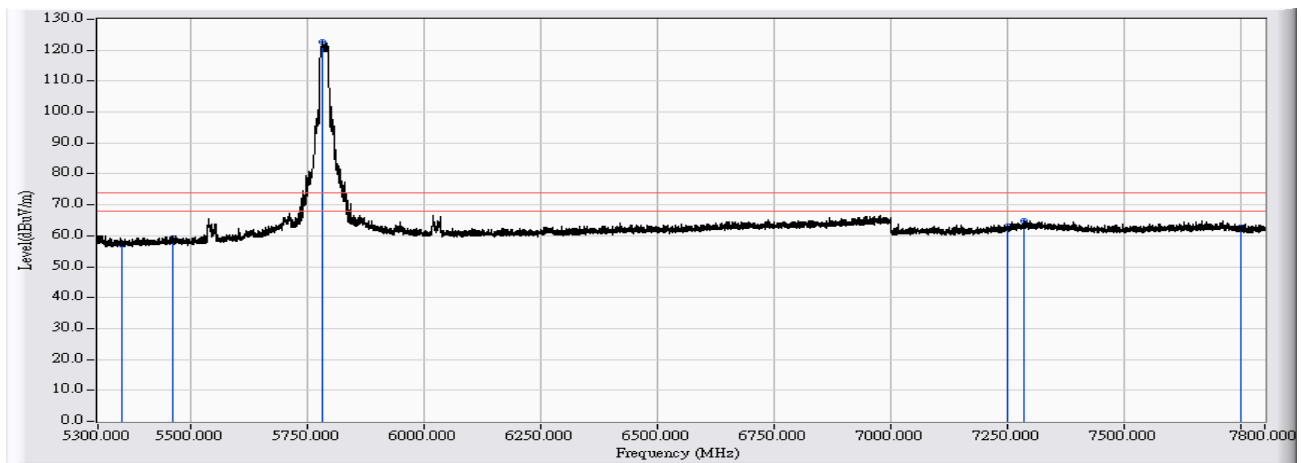


	Frequency (MHz)	Correct Factor (dB)	Reading Level (dBuV)	Measure Level (dBuV/m)	Margin (dB)	Limit (dBuV/m)	Detector Type
1	5350.000	24.342	22.074	46.416	-7.584	54.000	AVERAGE
2	5460.000	24.289	23.478	47.767	-6.233	54.000	AVERAGE
3	5742.706	25.033	91.337	116.369	--	--	AVERAGE
4	7250.000	30.207	19.998	50.204	-3.796	54.000	AVERAGE
5	* 7314.548	30.414	20.459	50.873	-3.127	54.000	AVERAGE
6	7750.000	31.338	18.416	49.755	-4.245	54.000	AVERAGE

Note:

1. All readings above 1GHz are performed with peak and/or average measurements as necessary.
2. Peak measurements: RBW = 1MHz, VBW = 1MHz, Sweep: Auto.
3. Average measurements: RBW = 1MHz, VBW = 10 Hz, Sweep: Auto.
4. “ * ”, means this data is the worst emission level.
5. Measurement Level = Reading Level + Correct Factor.
6. The average measurement was not performed when the peak measured data under the limit of average detection.

Site : CB4-H	Time : 2017/03/03
Limit : FCC_SpartC_15.209_03M_PK	Margin : 6
Probe : CB4-H_FCC_EFS_B091_1-18GHz_3M_0117 - HORIZONTAL	Power : AC 120V/60Hz
EUT : Wireless-AC2900 Dual Band Gigabit Router	Note : Mode 3: Tx_ADP: AD890326010-2LF_ Beamforming Mode (802.11 n20/40)_ 802.11n(20M)_5785MHz

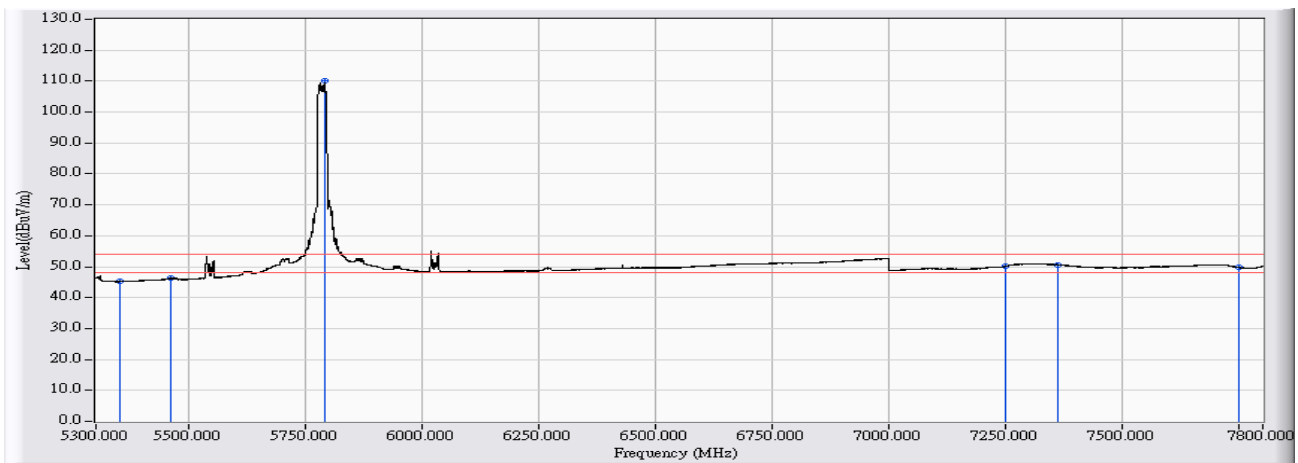


	Frequency (MHz)	Correct Factor (dB)	Reading Level (dBuV)	Measure Level (dBuV/m)	Margin (dB)	Limit (dBuV/m)	Detector Type
1	5350.000	24.342	32.866	57.208	-16.792	74.000	PEAK
2	5460.000	24.289	35.058	59.347	-14.653	74.000	PEAK
3	5780.702	25.090	97.596	122.686	--	--	PEAK
4	7250.000	30.207	32.750	62.956	-11.044	74.000	PEAK
5	* 7284.302	30.316	34.575	64.891	-9.109	74.000	PEAK
6	7750.000	31.338	31.298	62.637	-11.363	74.000	PEAK

Note:

1. All readings above 1GHz are performed with peak and/or average measurements as necessary.
2. Peak measurements: RBW = 1MHz, VBW = 1MHz, Sweep: Auto.
3. Average measurements: RBW = 1MHz, VBW = 10 Hz, Sweep: Auto.
4. “ * ”, means this data is the worst emission level.
5. Measurement Level = Reading Level + Correct Factor.
6. The average measurement was not performed when the peak measured data under the limit of average detection.

Site : CB4-H	Time : 2017/03/03
Limit : FCC_SpartC_15.209_03M_AV	Margin : 6
Probe : CB4-H_FCC_EFS_B091_1-18GHz_3M_0117 - HORIZONTAL	Power : AC 120V/60Hz
EUT : Wireless-AC2900 Dual Band Gigabit Router	Note : Mode 3: Tx_ADP: AD890326010-2LF_ Beamforming Mode (802.11 n20/40)_ 802.11n(20M)_5785MHz

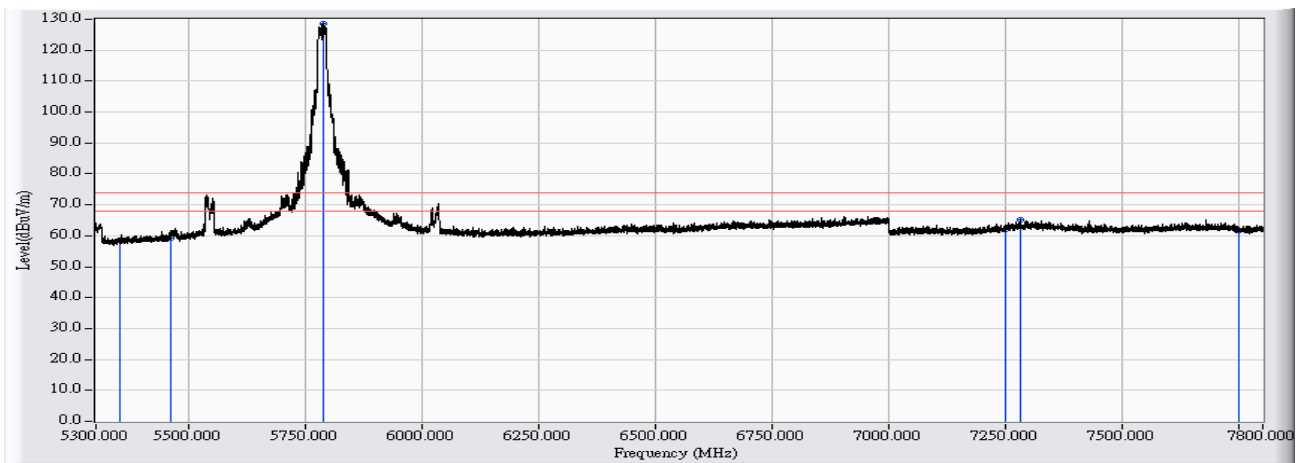


	Frequency (MHz)	Correct Factor (dB)	Reading Level (dBuV)	Measure Level (dBuV/m)	Margin (dB)	Limit (dBuV/m)	Detector Type
1	5350.000	24.342	20.911	45.253	-8.747	54.000	AVERAGE
2	5460.000	24.289	21.966	46.255	-7.745	54.000	AVERAGE
3	5789.701	25.104	85.077	110.181	--	--	AVERAGE
4	7250.000	30.207	19.956	50.162	-3.838	54.000	AVERAGE
5	* 7359.794	30.559	20.105	50.664	-3.336	54.000	AVERAGE
6	7750.000	31.338	18.334	49.673	-4.327	54.000	AVERAGE

Note:

1. All readings above 1GHz are performed with peak and/or average measurements as necessary.
2. Peak measurements: RBW = 1MHz, VBW = 1MHz, Sweep: Auto.
3. Average measurements: RBW = 1MHz, VBW = 10 Hz, Sweep: Auto.
4. “ * ”, means this data is the worst emission level.
5. Measurement Level = Reading Level + Correct Factor.
6. The average measurement was not performed when the peak measured data under the limit of average detection.

Site : CB4-H	Time : 2017/03/03
Limit : FCC_SpartC_15.209_03M_PK	Margin : 6
Probe : CB4-H_FCC_EFS_B091_1-18GHz_3M_0117 - VERTICAL	Power : AC 120V/60Hz
EUT : Wireless-AC2900 Dual Band Gigabit Router	Note : Mode 3: Tx_ADP: AD890326010-2LF_ Beamforming Mode (802.11 n20/40)_ 802.11n(20M)_5785MHz

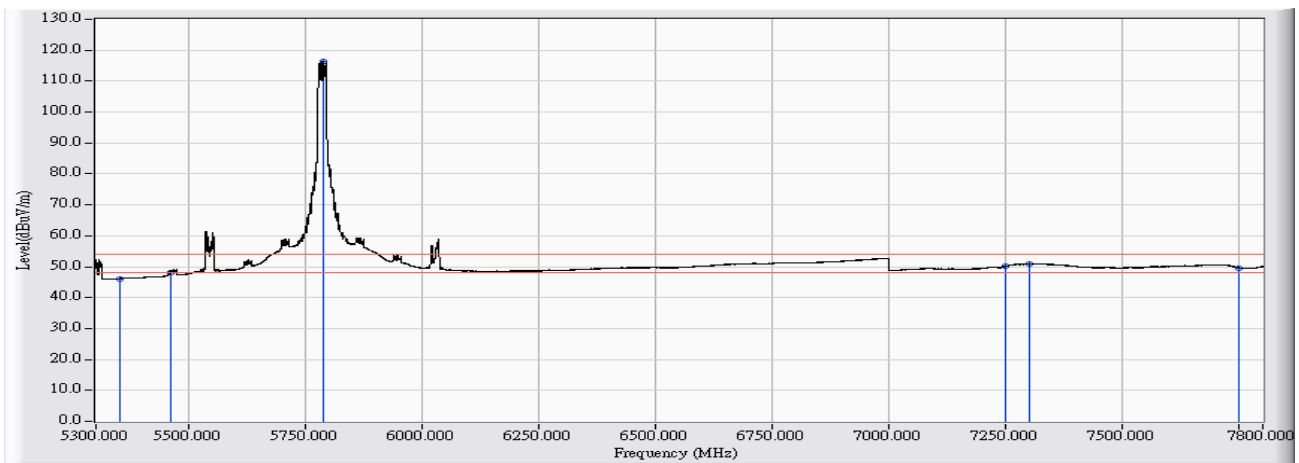


	Frequency (MHz)	Correct Factor (dB)	Reading Level (dBuV)	Measure Level (dBuV/m)	Margin (dB)	Limit (dBuV/m)	Detector Type
1	5350.000	24.342	34.066	58.408	-15.592	74.000	PEAK
2	5460.000	24.289	34.846	59.135	-14.865	74.000	PEAK
3	5788.201	25.102	103.543	128.644	--	--	PEAK
4	7250.000	30.207	31.932	62.138	-11.862	74.000	PEAK
5	* 7282.302	30.310	34.890	65.200	-8.800	74.000	PEAK
6	7750.000	31.338	30.239	61.578	-12.422	74.000	PEAK

Note:

1. All readings above 1GHz are performed with peak and/or average measurements as necessary.
2. Peak measurements: RBW = 1MHz, VBW = 1MHz, Sweep: Auto.
3. Average measurements: RBW = 1MHz, VBW = 10 Hz, Sweep: Auto.
4. “ * ”, means this data is the worst emission level.
5. Measurement Level = Reading Level + Correct Factor.
6. The average measurement was not performed when the peak measured data under the limit of average detection.

Site : CB4-H	Time : 2017/03/03
Limit : FCC_SpartC_15.209_03M_AV	Margin : 6
Probe : CB4-H_FCC_EFS_B091_1-18GHz_3M_0117 - VERTICAL	Power : AC 120V/60Hz
EUT : Wireless-AC2900 Dual Band Gigabit Router	Note : Mode 3: Tx_ADP: AD890326010-2LF_ Beamforming Mode (802.11 n20/40)_ 802.11n(20M)_5785MHz

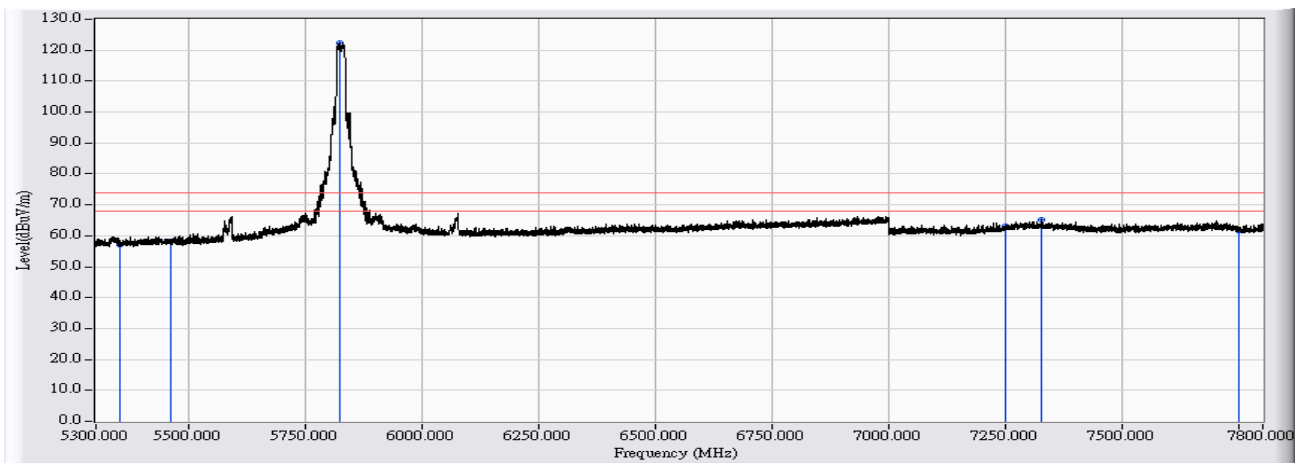


	Frequency (MHz)	Correct Factor (dB)	Reading Level (dBuV)	Measure Level (dBuV/m)	Margin (dB)	Limit (dBuV/m)	Detector Type
1	5350.000	24.342	21.721	46.063	-7.937	54.000	AVERAGE
2	5460.000	24.289	23.774	48.063	-5.937	54.000	AVERAGE
3	5787.701	25.101	91.474	116.575	--	--	AVERAGE
4	7250.000	30.207	20.001	50.207	-3.793	54.000	AVERAGE
5	* 7298.550	30.362	20.437	50.799	-3.201	54.000	AVERAGE
6	7750.000	31.338	18.309	49.648	-4.352	54.000	AVERAGE

Note:

1. All readings above 1GHz are performed with peak and/or average measurements as necessary.
2. Peak measurements: RBW = 1MHz, VBW = 1MHz, Sweep: Auto.
3. Average measurements: RBW = 1MHz, VBW = 10 Hz, Sweep: Auto.
4. “ * ”, means this data is the worst emission level.
5. Measurement Level = Reading Level + Correct Factor.
6. The average measurement was not performed when the peak measured data under the limit of average detection.

Site : CB4-H	Time : 2017/03/03
Limit : FCC_SpartC_15.209_03M_PK	Margin : 6
Probe : CB4-H_FCC_EFS_B091_1-18GHz_3M_0117 - HORIZONTAL	Power : AC 120V/60Hz
EUT : Wireless-AC2900 Dual Band Gigabit Router	Note : Mode 3: Tx_ADP: AD890326010-2LF_ Beamforming Mode (802.11 n20/40)_ 802.11n(20M)_5825MHz

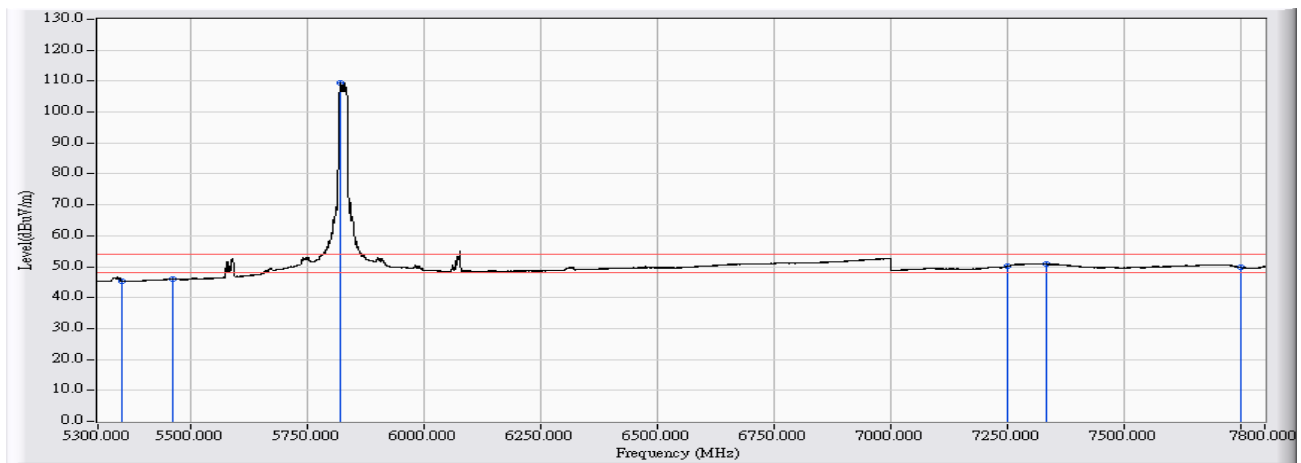


	Frequency (MHz)	Correct Factor (dB)	Reading Level (dBuV)	Measure Level (dBuV/m)	Margin (dB)	Limit (dBuV/m)	Detector Type
1	5350.000	24.342	32.859	57.201	-16.799	74.000	PEAK
2	5460.000	24.289	33.848	58.137	-15.863	74.000	PEAK
3	5821.448	25.159	97.199	122.357	--	--	PEAK
4	7250.000	30.207	32.714	62.920	-11.080	74.000	PEAK
5	* 7324.297	30.445	34.849	65.294	-8.706	74.000	PEAK
6	7750.000	31.338	30.341	61.680	-12.320	74.000	PEAK

Note:

1. All readings above 1GHz are performed with peak and/or average measurements as necessary.
2. Peak measurements: RBW = 1MHz, VBW = 1MHz, Sweep: Auto.
3. Average measurements: RBW = 1MHz, VBW = 10 Hz, Sweep: Auto.
4. “ * ”, means this data is the worst emission level.
5. Measurement Level = Reading Level + Correct Factor.
6. The average measurement was not performed when the peak measured data under the limit of average detection.

Site : CB4-H	Time : 2017/03/03
Limit : FCC_SpartC_15.209_03M_AV	Margin : 6
Probe : CB4-H_FCC_EFS_B091_1-18GHz_3M_0117 - HORIZONTAL	Power : AC 120V/60Hz
EUT : Wireless-AC2900 Dual Band Gigabit Router	Note : Mode 3: Tx_AD P: AD890326010-2LF_ Beamforming Mode (802.11 n20/40)_ 802.11n(20M)_ 5825MHz

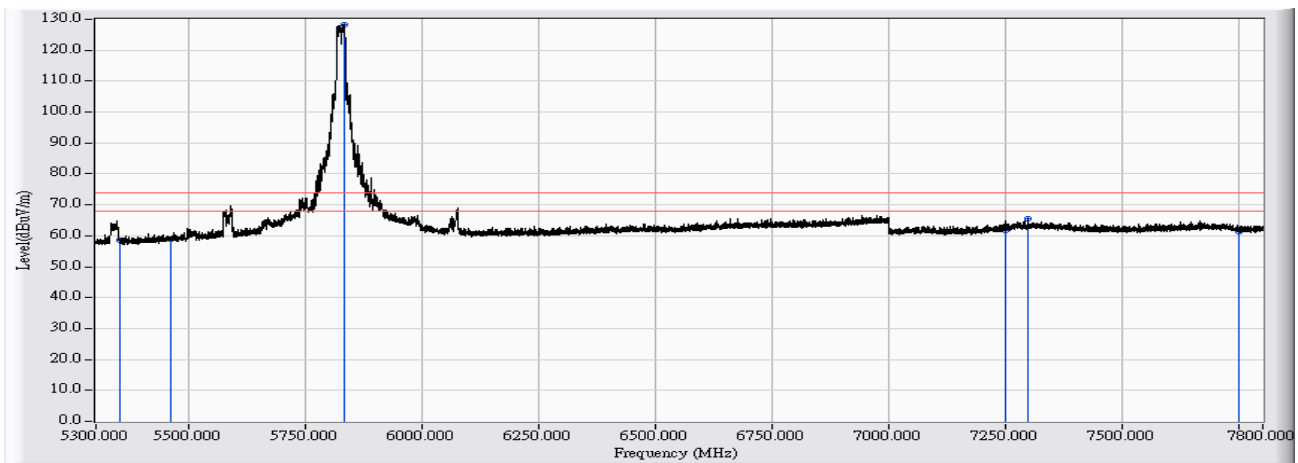


	Frequency (MHz)	Correct Factor (dB)	Reading Level (dBuV)	Measure Level (dBuV/m)	Margin (dB)	Limit (dBuV/m)	Detector Type
1	5350.000	24.342	20.912	45.254	-8.746	54.000	AVERAGE
2	5460.000	24.289	21.626	45.915	-8.085	54.000	AVERAGE
3	5819.698	25.155	84.420	109.575	--	--	AVERAGE
4	7250.000	30.207	19.976	50.182	-3.818	54.000	AVERAGE
5	* 7330.547	30.465	20.282	50.747	-3.253	54.000	AVERAGE
6	7750.000	31.338	18.399	49.738	-4.262	54.000	AVERAGE

Note:

1. All readings above 1GHz are performed with peak and/or average measurements as necessary.
2. Peak measurements: RBW = 1MHz, VBW = 1MHz, Sweep: Auto.
3. Average measurements: RBW = 1MHz, VBW = 10 Hz, Sweep: Auto.
4. “ * ”, means this data is the worst emission level.
5. Measurement Level = Reading Level + Correct Factor.
6. The average measurement was not performed when the peak measured data under the limit of average detection.

Site : CB4-H	Time : 2017/03/03
Limit : FCC_SpartC_15.209_03M_PK	Margin : 6
Probe : CB4-H_FCC_EFS_B091_1-18GHz_3M_0117 - VERTICAL	Power : AC 120V/60Hz
EUT : Wireless-AC2900 Dual Band Gigabit Router	Note : Mode 3: Tx_ADP: AD890326010-2LF_ Beamforming Mode (802.11 n20/40)_ 802.11n(20M)_5825MHz

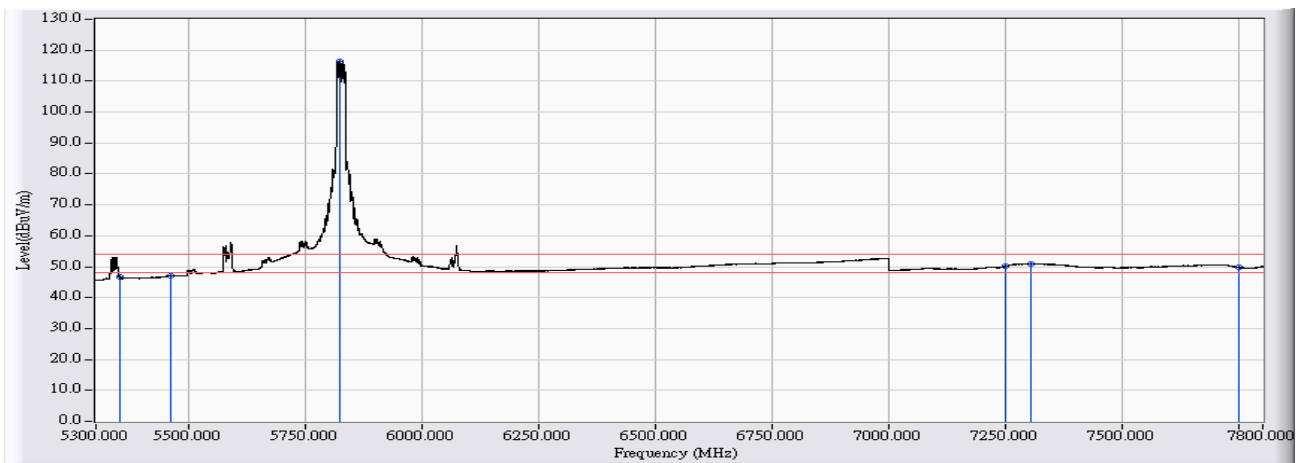


	Frequency (MHz)	Correct Factor (dB)	Reading Level (dBuV)	Measure Level (dBuV/m)	Margin (dB)	Limit (dBuV/m)	Detector Type
1	5350.000	24.342	34.155	58.497	-15.503	74.000	PEAK
2	5460.000	24.289	34.763	59.052	-14.948	74.000	PEAK
3	5830.697	25.175	103.118	128.293	--	--	PEAK
4	7250.000	30.207	31.625	61.831	-12.169	74.000	PEAK
5	* 7297.300	30.359	35.315	65.673	-8.327	74.000	PEAK
6	7750.000	31.338	30.134	61.473	-12.527	74.000	PEAK

Note:

1. All readings above 1GHz are performed with peak and/or average measurements as necessary.
2. Peak measurements: RBW = 1MHz, VBW = 1MHz, Sweep: Auto.
3. Average measurements: RBW = 1MHz, VBW = 10 Hz, Sweep: Auto.
4. “ * ”, means this data is the worst emission level.
5. Measurement Level = Reading Level + Correct Factor.
6. The average measurement was not performed when the peak measured data under the limit of average detection.

Site : CB4-H	Time : 2017/03/03
Limit : FCC_SpartC_15.209_03M_AV	Margin : 6
Probe : CB4-H_FCC_EFS_B091_1-18GHz_3M_0117 - VERTICAL	Power : AC 120V/60Hz
EUT : Wireless-AC2900 Dual Band Gigabit Router	Note : Mode 3: Tx_ADP: AD890326010-2LF_ Beamforming Mode (802.11 n20/40)_ 802.11n(20M)_5825MHz

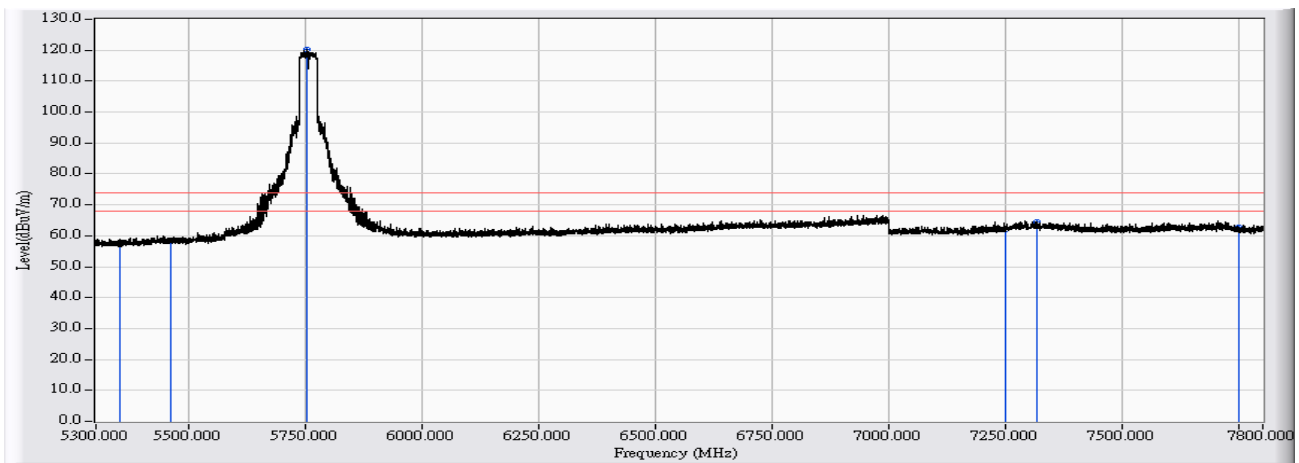


	Frequency (MHz)	Correct Factor (dB)	Reading Level (dBuV)	Measure Level (dBuV/m)	Margin (dB)	Limit (dBuV/m)	Detector Type
1	5350.000	24.342	22.211	46.553	-7.447	54.000	AVERAGE
2	5460.000	24.289	22.710	46.999	-7.001	54.000	AVERAGE
3	5822.947	25.161	91.393	116.554	--	--	AVERAGE
4	7250.000	30.207	20.008	50.214	-3.786	54.000	AVERAGE
5	* 7301.800	30.373	20.442	50.815	-3.185	54.000	AVERAGE
6	7750.000	31.338	18.342	49.681	-4.319	54.000	AVERAGE

Note:

1. All readings above 1GHz are performed with peak and/or average measurements as necessary.
2. Peak measurements: RBW = 1MHz, VBW = 1MHz, Sweep: Auto.
3. Average measurements: RBW = 1MHz, VBW = 10 Hz, Sweep: Auto.
4. “ * ”, means this data is the worst emission level.
5. Measurement Level = Reading Level + Correct Factor.
6. The average measurement was not performed when the peak measured data under the limit of average detection.

Site : CB4-H	Time : 2017/03/03
Limit : FCC_SpartC_15.209_03M_PK	Margin : 6
Probe : CB4-H_FCC_EFS_B091_1-18GHz_3M_0117 - HORIZONTAL	Power : AC 120V/60Hz
EUT : Wireless-AC2900 Dual Band Gigabit Router	Note : Mode 3: Tx_ADP: AD890326010-2LF_ Beamforming Mode (802.11 n20/40)_ 802.11n(40M))_5755MHz

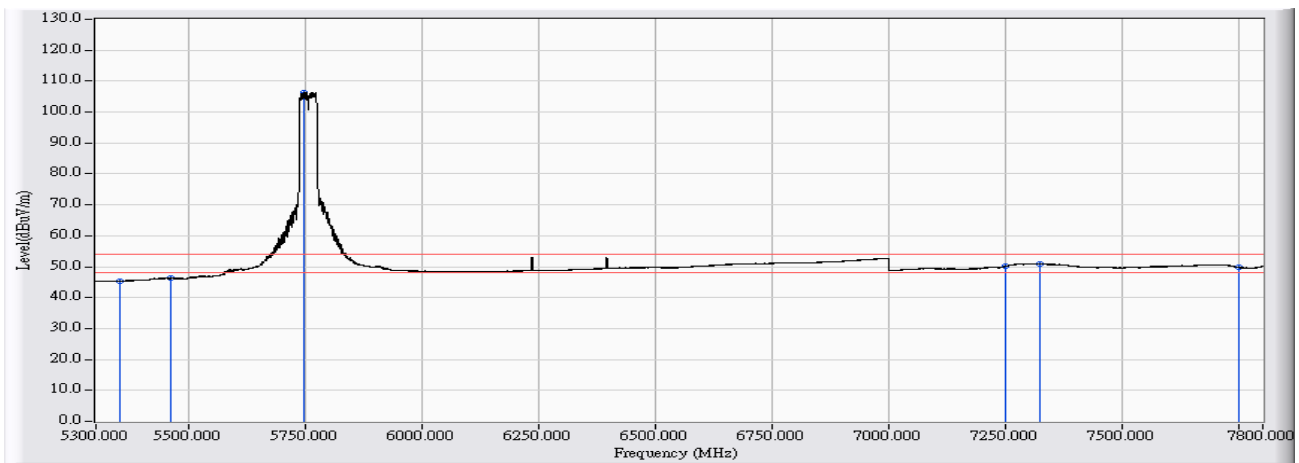


	Frequency (MHz)	Correct Factor (dB)	Reading Level (dBuV)	Measure Level (dBuV/m)	Margin (dB)	Limit (dBuV/m)	Detector Type
1	5350.000	24.342	33.495	57.837	-16.163	74.000	PEAK
2	5460.000	24.289	34.076	58.365	-15.635	74.000	PEAK
3	5751.705	25.046	95.054	120.100	--	--	PEAK
4	7250.000	30.207	31.868	62.074	-11.926	74.000	PEAK
5	* 7316.548	30.421	34.048	64.468	-9.532	74.000	PEAK
6	7750.000	31.338	31.335	62.674	-11.326	74.000	PEAK

Note:

1. All readings above 1GHz are performed with peak and/or average measurements as necessary.
2. Peak measurements: RBW = 1MHz, VBW = 1MHz, Sweep: Auto.
3. Average measurements: RBW = 1MHz, VBW = 10 Hz, Sweep: Auto.
4. “ * ”, means this data is the worst emission level.
5. Measurement Level = Reading Level + Correct Factor.
6. The average measurement was not performed when the peak measured data under the limit of average detection.

Site : CB4-H	Time : 2017/03/03
Limit : FCC_SpartC_15.209_03M_AV	Margin : 6
Probe : CB4-H_FCC_EFS_B091_1-18GHz_3M_0117 - HORIZONTAL	Power : AC 120V/60Hz
EUT : Wireless-AC2900 Dual Band Gigabit Router	Note : Mode 3: Tx_ADP: AD890326010-2LF_ Beamforming Mode (802.11 n20/40)_ 802.11n(40M))_5755MHz

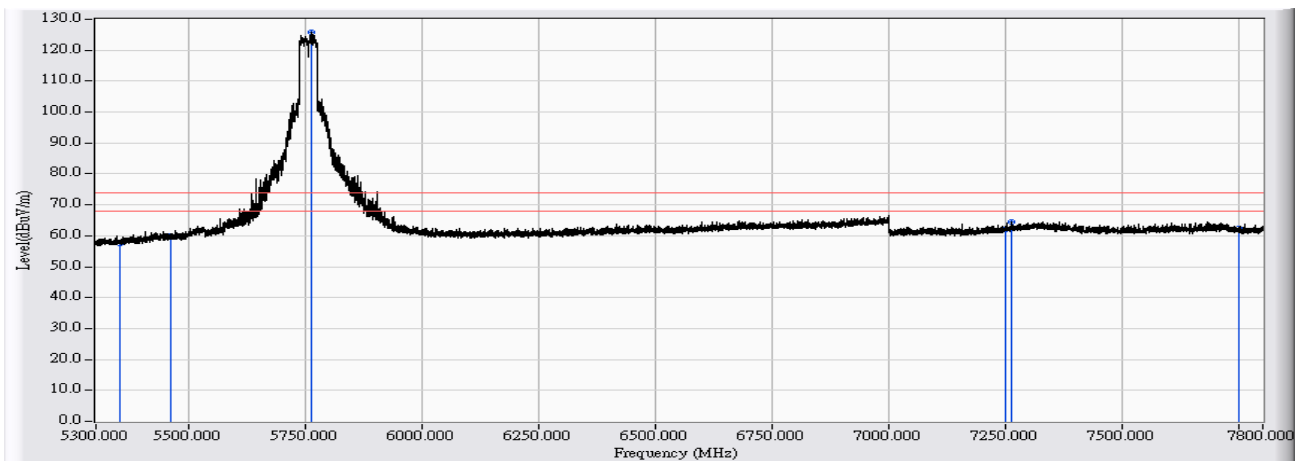


	Frequency (MHz)	Correct Factor (dB)	Reading Level (dBuV)	Measure Level (dBuV/m)	Margin (dB)	Limit (dBuV/m)	Detector Type
1	5350.000	24.342	20.994	45.336	-8.664	54.000	AVERAGE
2	5460.000	24.289	21.899	46.188	-7.812	54.000	AVERAGE
3	5745.705	25.036	81.436	106.473	--	--	AVERAGE
4	7250.000	30.207	20.024	50.230	-3.770	54.000	AVERAGE
5	* 7321.048	30.435	20.496	50.931	-3.069	54.000	AVERAGE
6	7750.000	31.338	18.377	49.716	-4.284	54.000	AVERAGE

Note:

1. All readings above 1GHz are performed with peak and/or average measurements as necessary.
2. Peak measurements: RBW = 1MHz, VBW = 1MHz, Sweep: Auto.
3. Average measurements: RBW = 1MHz, VBW = 10 Hz, Sweep: Auto.
4. “ * ”, means this data is the worst emission level.
5. Measurement Level = Reading Level + Correct Factor.
6. The average measurement was not performed when the peak measured data under the limit of average detection.

Site : CB4-H	Time : 2017/03/03
Limit : FCC_SpartC_15.209_03M_PK	Margin : 6
Probe : CB4-H_FCC_EFS_B091_1-18GHz_3M_0117 - VERTICAL	Power : AC 120V/60Hz
EUT : Wireless-AC2900 Dual Band Gigabit Router	Note : Mode 3: Tx_ADP: AD890326010-2LF_ Beamforming Mode (802.11 n20/40)_ 802.11n(40M))_5755MHz

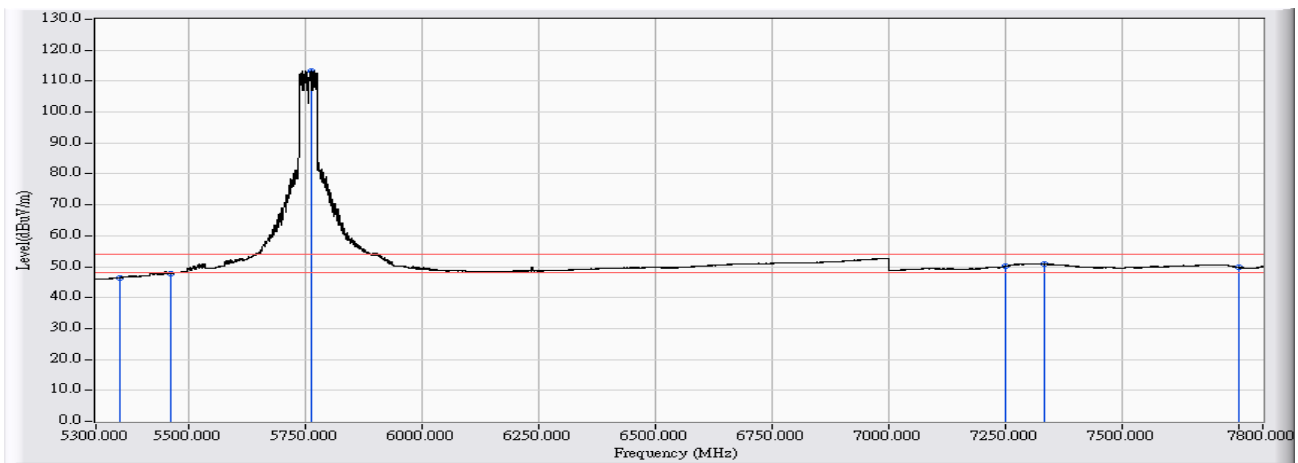


	Frequency (MHz)	Correct Factor (dB)	Reading Level (dBuV)	Measure Level (dBuV/m)	Margin (dB)	Limit (dBuV/m)	Detector Type
1	5350.000	24.342	33.200	57.542	-16.458	74.000	PEAK
2	5460.000	24.289	35.608	59.897	-14.103	74.000	PEAK
3	5760.204	25.059	100.852	125.911	--	--	PEAK
4	7250.000	30.207	31.810	62.016	-11.984	74.000	PEAK
5	* 7260.804	30.240	34.066	64.307	-9.693	74.000	PEAK
6	7750.000	31.338	30.936	62.275	-11.725	74.000	PEAK

Note:

1. All readings above 1GHz are performed with peak and/or average measurements as necessary.
2. Peak measurements: RBW = 1MHz, VBW = 1MHz, Sweep: Auto.
3. Average measurements: RBW = 1MHz, VBW = 10 Hz, Sweep: Auto.
4. “ * ”, means this data is the worst emission level.
5. Measurement Level = Reading Level + Correct Factor.
6. The average measurement was not performed when the peak measured data under the limit of average detection.

Site : CB4-H	Time : 2017/03/03
Limit : FCC_SpartC_15.209_03M_AV	Margin : 6
Probe : CB4-H_FCC_EFS_B091_1-18GHz_3M_0117 - VERTICAL	Power : AC 120V/60Hz
EUT : Wireless-AC2900 Dual Band Gigabit Router	Note : Mode 3: Tx_ADP: AD890326010-2LF_ Beamforming Mode (802.11 n20/40)_ 802.11n(40M))_5755MHz

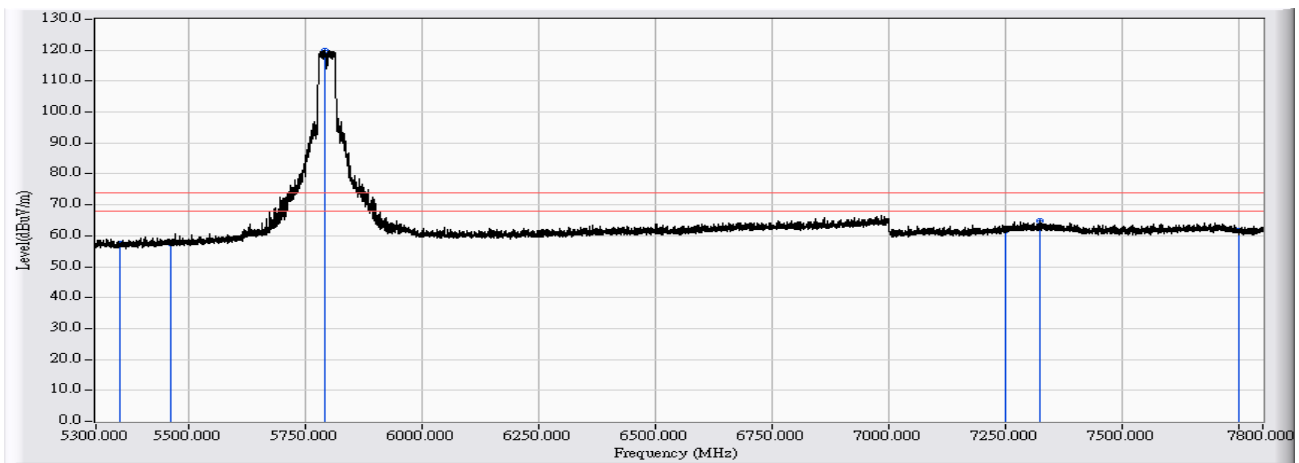


	Frequency (MHz)	Correct Factor (dB)	Reading Level (dBuV)	Measure Level (dBuV/m)	Margin (dB)	Limit (dBuV/m)	Detector Type
1	5350.000	24.342	22.046	46.388	-7.612	54.000	AVERAGE
2	5460.000	24.289	23.485	47.774	-6.226	54.000	AVERAGE
3	5762.954	25.063	88.202	113.265	--	--	AVERAGE
4	7250.000	30.207	19.973	50.179	-3.821	54.000	AVERAGE
5	* 7330.547	30.465	20.330	50.795	-3.205	54.000	AVERAGE
6	7750.000	31.338	18.333	49.672	-4.328	54.000	AVERAGE

Note:

1. All readings above 1GHz are performed with peak and/or average measurements as necessary.
2. Peak measurements: RBW = 1MHz, VBW = 1MHz, Sweep: Auto.
3. Average measurements: RBW = 1MHz, VBW = 10 Hz, Sweep: Auto.
4. “ * ”, means this data is the worst emission level.
5. Measurement Level = Reading Level + Correct Factor.
6. The average measurement was not performed when the peak measured data under the limit of average detection.

Site : CB4-H	Time : 2017/03/03
Limit : FCC_SpartC_15.209_03M_PK	Margin : 6
Probe : CB4-H_FCC_EFS_B091_1-18GHz_3M_0117 - HORIZONTAL	Power : AC 120V/60Hz
EUT : Wireless-AC2900 Dual Band Gigabit Router	Note : Mode 3: Tx_ADP: AD890326010-2LF_ Beamforming Mode (802.11 n20/40)_ 802.11n(40M))_5795MHz

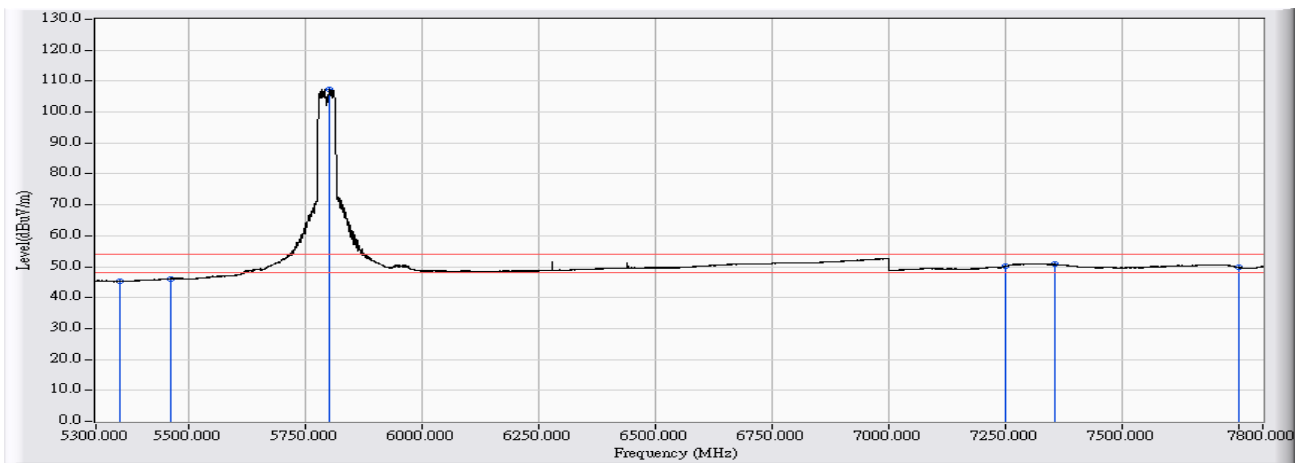


	Frequency (MHz)	Correct Factor (dB)	Reading Level (dBuV)	Measure Level (dBuV/m)	Margin (dB)	Limit (dBuV/m)	Detector Type
1	5350.000	24.342	33.044	57.386	-16.614	74.000	PEAK
2	5460.000	24.289	33.243	57.532	-16.468	74.000	PEAK
3	5790.701	25.105	94.794	119.899	--	--	PEAK
4	7250.000	30.207	31.469	61.675	-12.325	74.000	PEAK
5	* 7323.797	30.443	34.322	64.765	-9.235	74.000	PEAK
6	7750.000	31.338	30.334	61.673	-12.327	74.000	PEAK

Note:

1. All readings above 1GHz are performed with peak and/or average measurements as necessary.
2. Peak measurements: RBW = 1MHz, VBW = 1MHz, Sweep: Auto.
3. Average measurements: RBW = 1MHz, VBW = 10 Hz, Sweep: Auto.
4. “ * ”, means this data is the worst emission level.
5. Measurement Level = Reading Level + Correct Factor.
6. The average measurement was not performed when the peak measured data under the limit of average detection.

Site : CB4-H	Time : 2017/03/03
Limit : FCC_SpartC_15.209_03M_AV	Margin : 6
Probe : CB4-H_FCC_EFS_B091_1-18GHz_3M_0117 - HORIZONTAL	Power : AC 120V/60Hz
EUT : Wireless-AC2900 Dual Band Gigabit Router	Note : Mode 3: Tx_ADP: AD890326010-2LF_ Beamforming Mode (802.11 n20/40)_ 802.11n(40M))_5795MHz

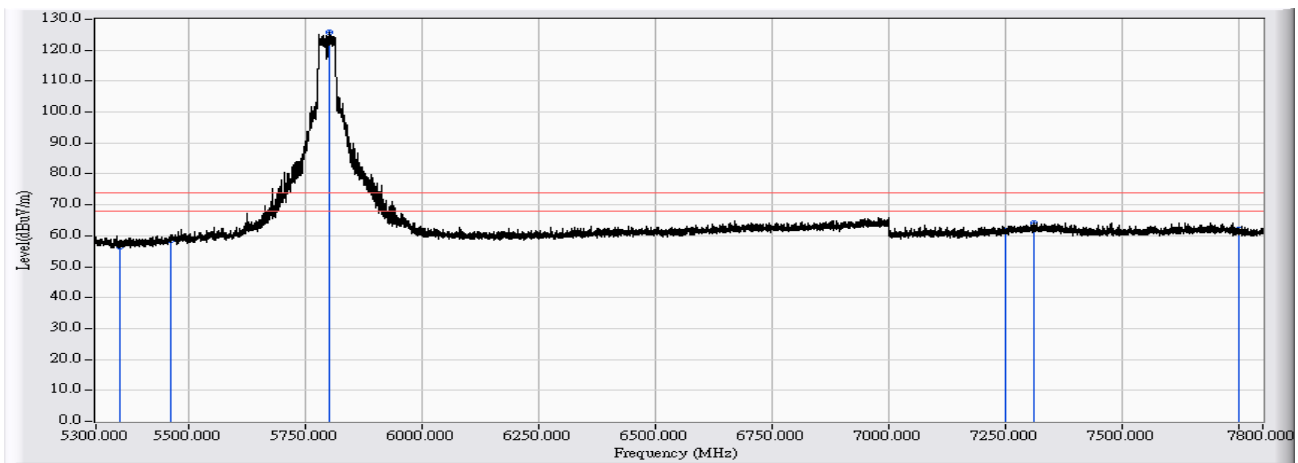


	Frequency (MHz)	Correct Factor (dB)	Reading Level (dBuV)	Measure Level (dBuV/m)	Margin (dB)	Limit (dBuV/m)	Detector Type
1	5350.000	24.342	20.850	45.192	-8.808	54.000	AVERAGE
2	5460.000	24.289	21.848	46.137	-7.863	54.000	AVERAGE
3	5799.950	25.119	82.219	107.339	--	--	AVERAGE
4	7250.000	30.207	19.979	50.185	-3.815	54.000	AVERAGE
5	* 7353.044	30.538	20.173	50.711	-3.289	54.000	AVERAGE
6	7750.000	31.338	18.342	49.681	-4.319	54.000	AVERAGE

Note:

1. All readings above 1GHz are performed with peak and/or average measurements as necessary.
2. Peak measurements: RBW = 1MHz, VBW = 1MHz, Sweep: Auto.
3. Average measurements: RBW = 1MHz, VBW = 10 Hz, Sweep: Auto.
4. “ * ”, means this data is the worst emission level.
5. Measurement Level = Reading Level + Correct Factor.
6. The average measurement was not performed when the peak measured data under the limit of average detection.

Site : CB4-H	Time : 2017/03/03
Limit : FCC_SpartC_15.209_03M_PK	Margin : 6
Probe : CB4-H_FCC_EFS_B091_1-18GHz_3M_0117 - VERTICAL	Power : AC 120V/60Hz
EUT : Wireless-AC2900 Dual Band Gigabit Router	Note : Mode 3: Tx_ADP: AD890326010-2LF_ Beamforming Mode (802.11 n20/40)_ 802.11n(40M))_5795MHz

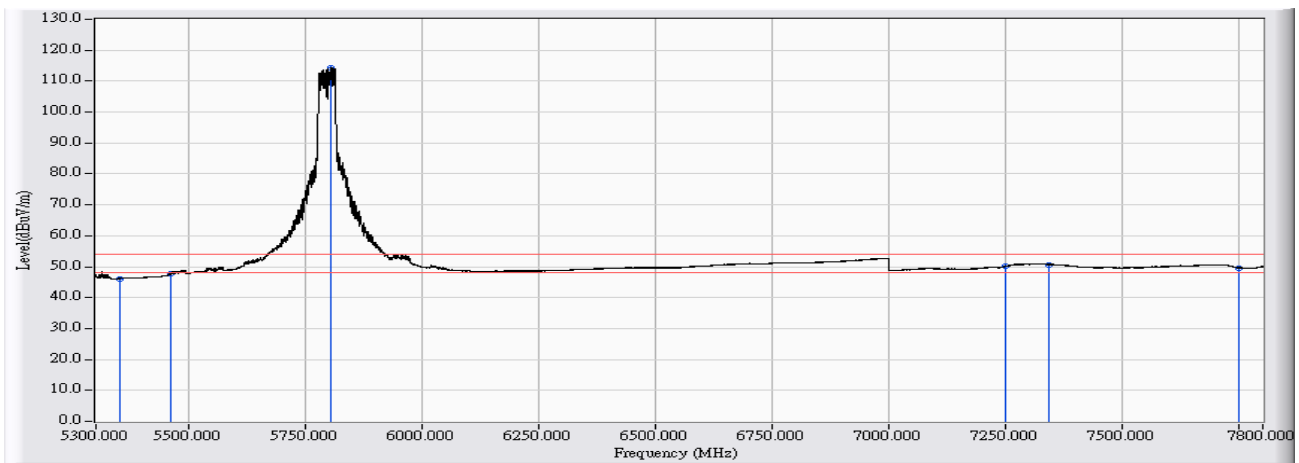


	Frequency (MHz)	Correct Factor (dB)	Reading Level (dBuV)	Measure Level (dBuV/m)	Margin (dB)	Limit (dBuV/m)	Detector Type
1	5350.000	24.342	31.950	56.292	-17.708	74.000	PEAK
2	5460.000	24.289	34.367	58.656	-15.344	74.000	PEAK
3	5800.200	25.119	100.622	125.742	--	--	PEAK
4	7250.000	30.207	31.629	61.835	-12.165	74.000	PEAK
5	* 7308.299	30.394	33.891	64.285	-9.715	74.000	PEAK
6	7750.000	31.338	30.543	61.882	-12.118	74.000	PEAK

Note:

1. All readings above 1GHz are performed with peak and/or average measurements as necessary.
2. Peak measurements: RBW = 1MHz, VBW = 1MHz, Sweep: Auto.
3. Average measurements: RBW = 1MHz, VBW = 10 Hz, Sweep: Auto.
4. “ * ”, means this data is the worst emission level.
5. Measurement Level = Reading Level + Correct Factor.
6. The average measurement was not performed when the peak measured data under the limit of average detection.

Site : CB4-H	Time : 2017/03/03
Limit : FCC_SpartC_15.209_03M_AV	Margin : 6
Probe : CB4-H_FCC_EFS_B091_1-18GHz_3M_0117 - VERTICAL	Power : AC 120V/60Hz
EUT : Wireless-AC2900 Dual Band Gigabit Router	Note : Mode 3: Tx_ADP: AD890326010-2LF_ Beamforming Mode (802.11 n20/40)_ 802.11n(40M))_5795MHz

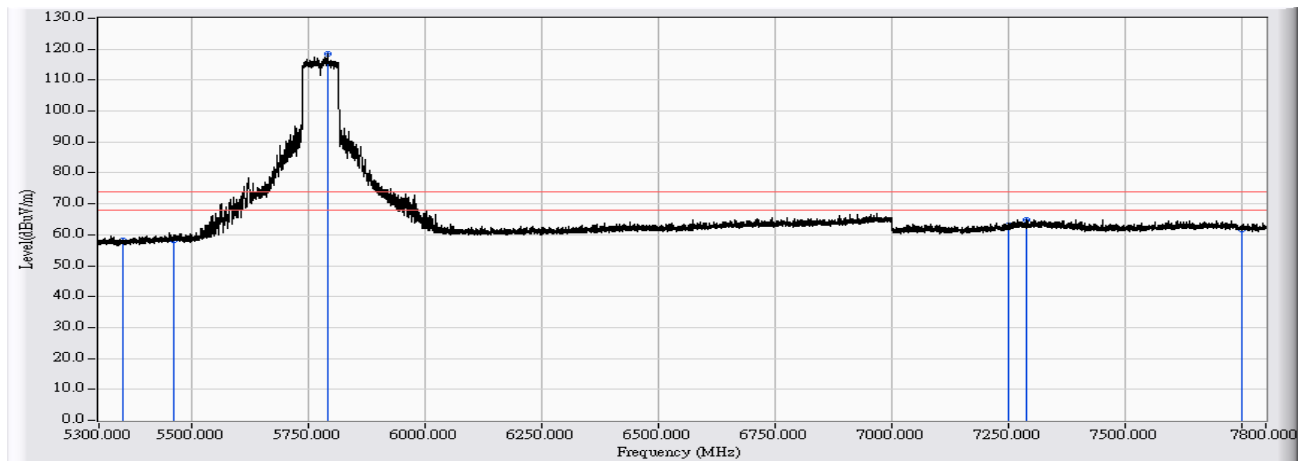


	Frequency (MHz)	Correct Factor (dB)	Reading Level (dBuV)	Measure Level (dBuV/m)	Margin (dB)	Limit (dBuV/m)	Detector Type
1	5350.000	24.342	21.837	46.179	-7.821	54.000	AVERAGE
2	5460.000	24.289	23.421	47.710	-6.290	54.000	AVERAGE
3	5802.950	25.124	89.119	114.244	--	--	AVERAGE
4	7250.000	30.207	19.979	50.185	-3.815	54.000	AVERAGE
5	* 7340.296	30.497	20.163	50.660	-3.340	54.000	AVERAGE
6	7750.000	31.338	18.307	49.646	-4.354	54.000	AVERAGE

Note:

1. All readings above 1GHz are performed with peak and/or average measurements as necessary.
2. Peak measurements: RBW = 1MHz, VBW = 1MHz, Sweep: Auto.
3. Average measurements: RBW = 1MHz, VBW = 10 Hz, Sweep: Auto.
4. “ * ”, means this data is the worst emission level.
5. Measurement Level = Reading Level + Correct Factor.
6. The average measurement was not performed when the peak measured data under the limit of average detection.

Site : CB4-H	Time : 2017/03/03
Limit : FCC_SpartC_15.209_03M_PK	Margin : 6
Probe : CB4-H_FCC_EFS_B091_1-18GHz_3M_0117 - HORIZONTAL	Power : AC 120V/60Hz
EUT : Wireless-AC2900 Dual Band Gigabit Router	Note : Mode 3: Tx_ADP: AD890326010-2LF_ Beamforming Mode (802.11 n20/40)_ 802.11ac(80M)_5775MHz

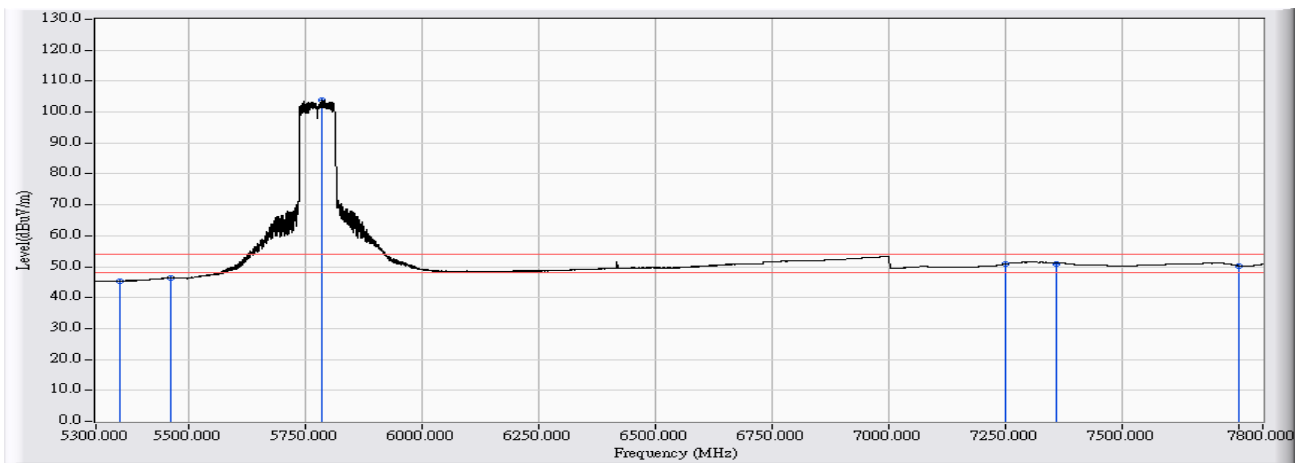


	Frequency (MHz)	Correct Factor (dB)	Reading Level (dBuV)	Measure Level (dBuV/m)	Margin (dB)	Limit (dBuV/m)	Detector Type
1	5350.000	24.342	33.840	58.182	-15.818	74.000	PEAK
2	5460.000	24.289	34.033	58.322	-15.678	74.000	PEAK
3	5790.201	25.104	93.423	118.527	--	--	PEAK
4	7250.000	30.207	32.712	62.918	-11.082	74.000	PEAK
5	* 7288.051	30.329	34.559	64.888	-9.112	74.000	PEAK
6	7750.000	31.338	30.455	61.794	-12.206	74.000	PEAK

Note:

1. All readings above 1GHz are performed with peak and/or average measurements as necessary.
2. Peak measurements: RBW = 1MHz, VBW = 1MHz, Sweep: Auto.
3. Average measurements: RBW = 1MHz, VBW = 10 Hz, Sweep: Auto.
4. “ * ”, means this data is the worst emission level.
5. Measurement Level = Reading Level + Correct Factor.
6. The average measurement was not performed when the peak measured data under the limit of average detection.

Site : CB4-H	Time : 2017/03/03
Limit : FCC_SpartC_15.209_03M_AV	Margin : 6
Probe : CB4-H_FCC_EFS_B091_1-18GHz_3M_0117 - HORIZONTAL	Power : AC 120V/60Hz
EUT : Wireless-AC2900 Dual Band Gigabit Router	Note : Mode 3: Tx_ADP: AD890326010-2LF_ Beamforming Mode (802.11 n20/40)_ 802.11ac(80M)_ 5775MHz

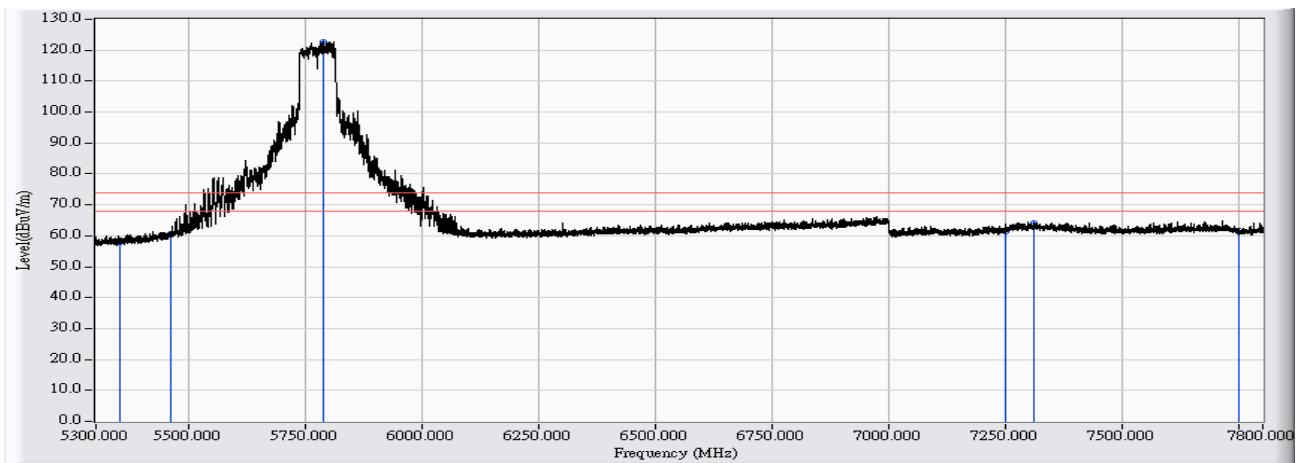


	Frequency (MHz)	Correct Factor (dB)	Reading Level (dBuV)	Measure Level (dBuV/m)	Margin (dB)	Limit (dBuV/m)	Detector Type
1	5350.000	24.342	20.957	45.299	-8.701	54.000	AVERAGE
2	5460.000	24.289	22.086	46.375	-7.625	54.000	AVERAGE
3	5784.701	25.096	78.726	103.822	--	--	AVERAGE
4	* 7250.000	30.207	20.696	50.902	-3.098	54.000	AVERAGE
5	7356.294	30.547	20.165	50.713	-3.287	54.000	AVERAGE
6	7750.000	31.338	18.996	50.335	-3.665	54.000	AVERAGE

Note:

1. All readings above 1GHz are performed with peak and/or average measurements as necessary.
2. Peak measurements: RBW = 1MHz, VBW = 1MHz, Sweep: Auto.
3. Average measurements: RBW = 1MHz, VBW = 10 Hz, Sweep: Auto.
4. “ * ”, means this data is the worst emission level.
5. Measurement Level = Reading Level + Correct Factor.
6. The average measurement was not performed when the peak measured data under the limit of average detection.

Site : CB4-H	Time : 2017/03/03
Limit : FCC_SpartC_15.209_03M_PK	Margin : 6
Probe : CB4-H_FCC_EFS_B091_1-18GHz_3M_0117 - VERTICAL	Power : AC 120V/60Hz
EUT : Wireless-AC2900 Dual Band Gigabit Router	Note : Mode 3: Tx_ADP: AD890326010-2LF_ Beamforming Mode (802.11 n20/40)_ 802.11ac(80M)_5775MHz

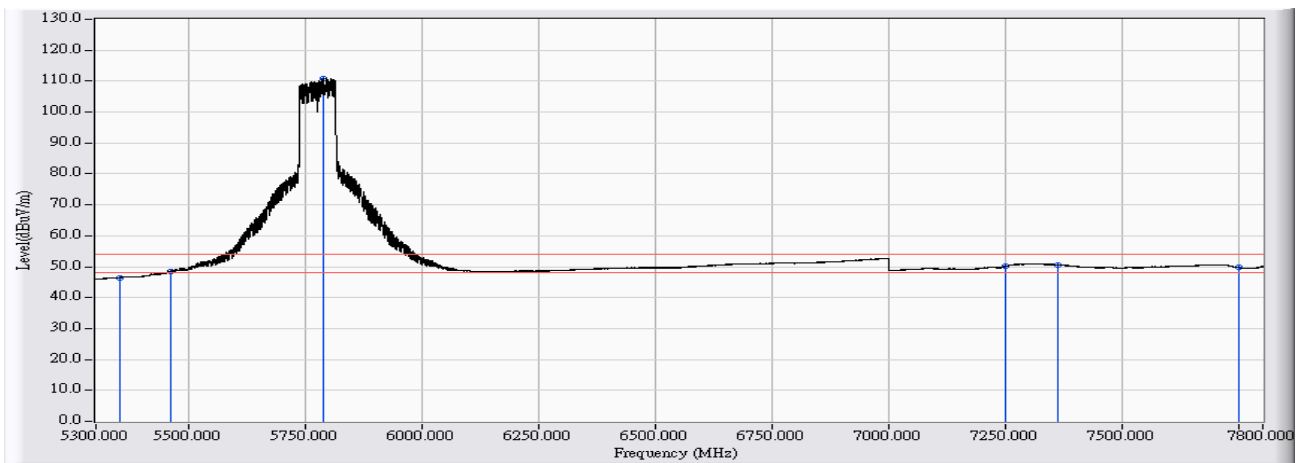


	Frequency (MHz)	Correct Factor (dB)	Reading Level (dBuV)	Measure Level (dBuV/m)	Margin (dB)	Limit (dBuV/m)	Detector Type
1	5350.000	24.342	33.666	58.008	-15.992	74.000	PEAK
2	5460.000	24.289	36.237	60.526	-13.474	74.000	PEAK
3	5788.201	25.102	97.518	122.619	--	--	PEAK
4	7250.000	30.207	31.284	61.490	-12.510	74.000	PEAK
5	* 7310.799	30.402	33.827	64.229	-9.771	74.000	PEAK
6	7750.000	31.338	30.279	61.618	-12.382	74.000	PEAK

Note:

1. All readings above 1GHz are performed with peak and/or average measurements as necessary.
2. Peak measurements: RBW = 1MHz, VBW = 1MHz, Sweep: Auto.
3. Average measurements: RBW = 1MHz, VBW = 10 Hz, Sweep: Auto.
4. “ * ”, means this data is the worst emission level.
5. Measurement Level = Reading Level + Correct Factor.
6. The average measurement was not performed when the peak measured data under the limit of average detection.

Site : CB4-H	Time : 2017/03/03
Limit : FCC_SpartC_15.209_03M_AV	Margin : 6
Probe : CB4-H_FCC_EFS_B091_1-18GHz_3M_0117 - VERTICAL	Power : AC 120V/60Hz
EUT : Wireless-AC2900 Dual Band Gigabit Router	Note : Mode 3: Tx_ADP: AD890326010-2LF_ Beamforming Mode (802.11 n20/40)_ 802.11ac(80M)_5775MHz



	Frequency (MHz)	Correct Factor (dB)	Reading Level (dBuV)	Measure Level (dBuV/m)	Margin (dB)	Limit (dBuV/m)	Detector Type
1	5350.000	24.342	22.098	46.440	-7.560	54.000	AVERAGE
2	5460.000	24.289	24.013	48.302	-5.698	54.000	AVERAGE
3	5787.701	25.101	85.756	110.857	--	--	AVERAGE
4	7250.000	30.207	20.052	50.258	-3.742	54.000	AVERAGE
5	* 7359.794	30.559	20.093	50.652	-3.348	54.000	AVERAGE
6	7750.000	31.338	18.327	49.666	-4.334	54.000	AVERAGE

Note:

1. All readings above 1GHz are performed with peak and/or average measurements as necessary.
2. Peak measurements: RBW = 1MHz, VBW = 1MHz, Sweep: Auto.
3. Average measurements: RBW = 1MHz, VBW = 10 Hz, Sweep: Auto.
4. “ * ”, means this data is the worst emission level.
5. Measurement Level = Reading Level + Correct Factor.
6. The average measurement was not performed when the peak measured data under the limit of average detection.

8. RF antenna conducted test

8.1. Test Equipment

The following test equipments are used during the test:

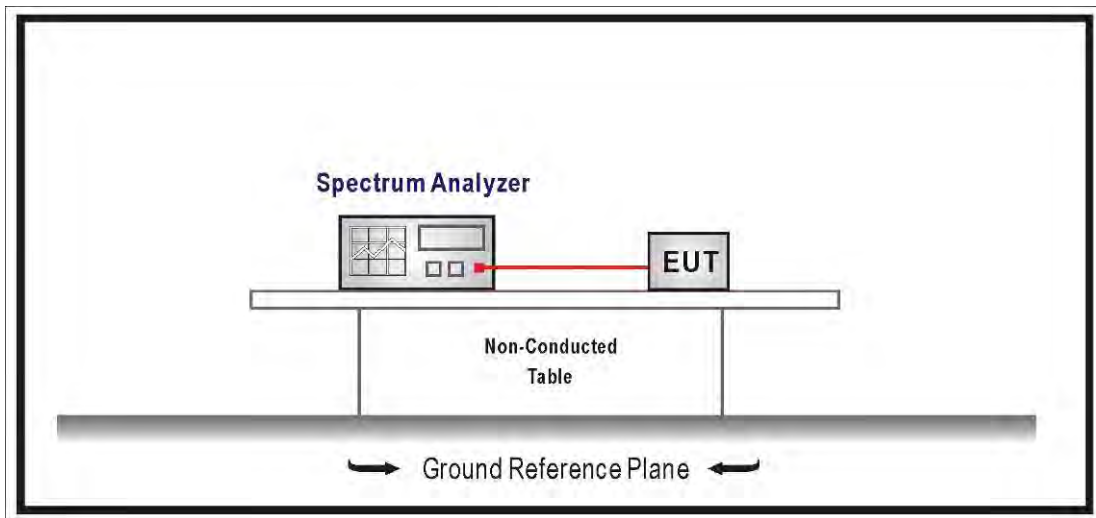
RF antenna conducted test / SR10-H

Instrument	Manufacturer	Model No.	Serial No	Next Cal. Date
Spectrum Analyzer	Agilent	N9010A	US47140172	2017/08/08

Note: All equipments that need to calibrate are with calibration period of 1 year.

8.2. Test Setup

RF Antenna Conducted Measurement:



8.3. Limits

In any 100 kHz bandwidth outside the frequency band in which the spread spectrum intentional radiator is operating, the radio frequency power that is produced by the intentional radiator shall be at least 20 dB below that in the 100 kHz bandwidth within the band that contains the highest level of the desired power, based on an RF conducted or radiated measurement. Attenuation below the general limits specified in Section 15.209(a) is not required. In addition, radiated emissions which fall in the restricted bands, as defined in Section 15.205(a), must also comply with the radiated emission limits specified in Section 15.209(a) (see Section 15.205(c)).

8.4. Test Procedure

The EUT was setup to ANSI C63.10: 2013; tested to U-NII test procedure of 789033 D02 V01R02 for compliance to FCC 47CFR Subpart E requirements. Set RBW = 100 kHz, Set VBW > RBW, scan up through 10th harmonic.

8.5. Uncertainty

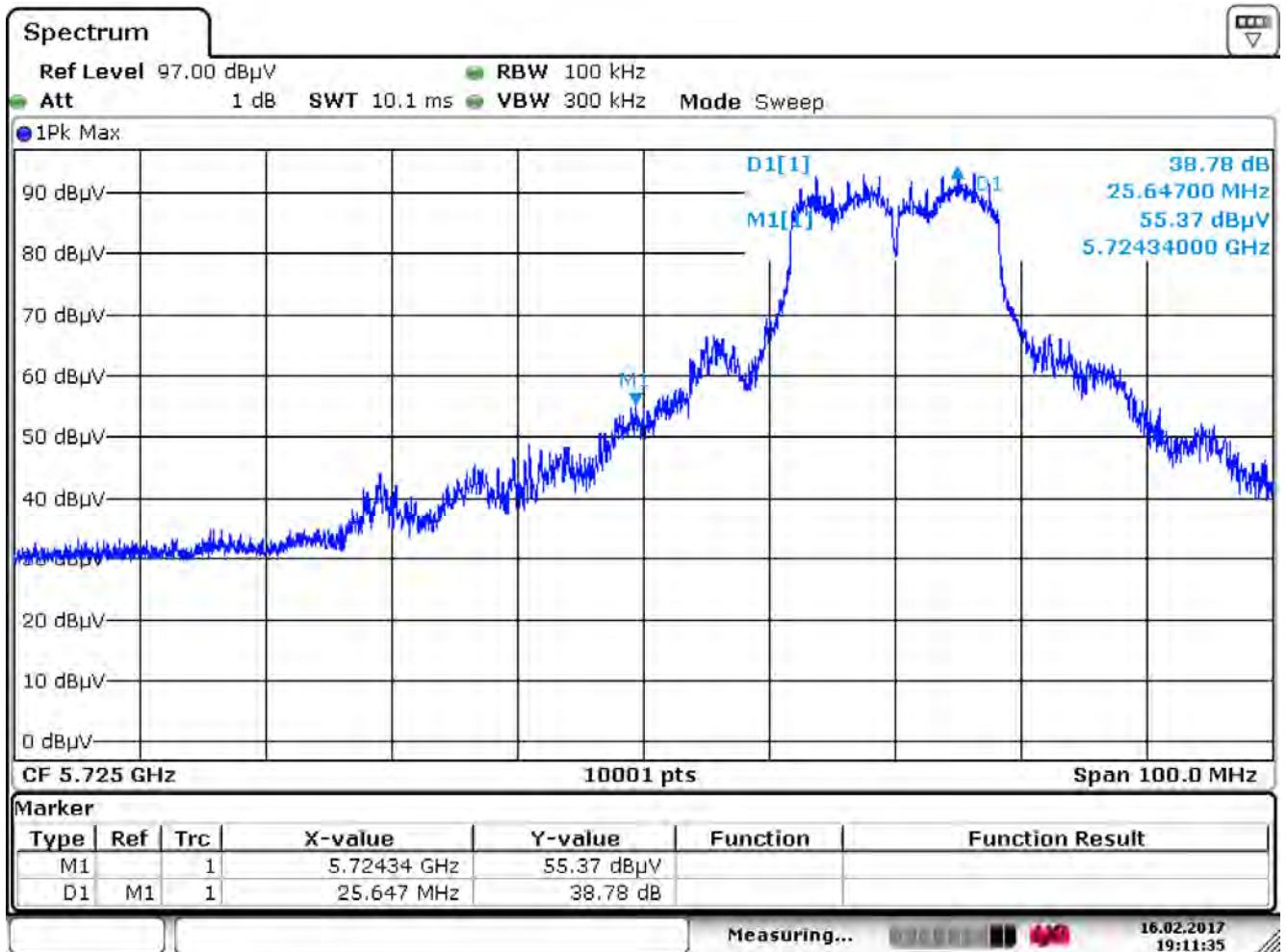
Conducted is defined as ± 1.27 dB

8.6. Test Result

Product	Dual-band Wireless-AC600 USB Adapter		
Test Item	RF antenna conducted test		
Test Mode	Mode 1: Tx_ADP: AD890326010-2LF_ CDD Mode (802.11 a)		
Date of Test	2017/02/16	Test Site	SR10-H

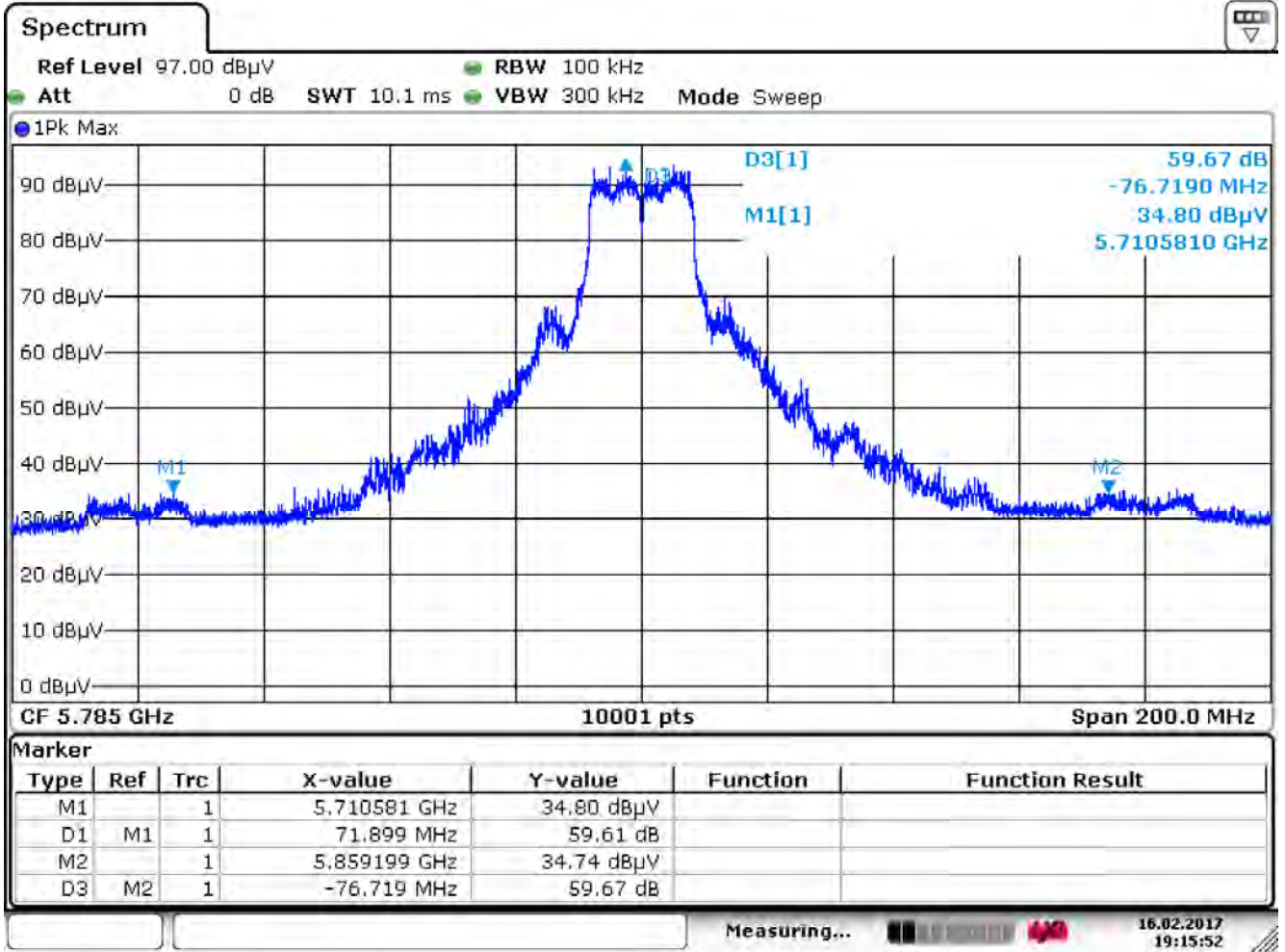
IEEE 802.11a				
Channel No.	Frequency (MHz)	Measure Level (dBc)	Limit (dBc)	Result
149	5745	55.37	≥ 30	Pass
157	5785	34.80	≥ 30	Pass
165	5825	51.45	≥ 30	Pass

RF antenna conducted test - Channel 149



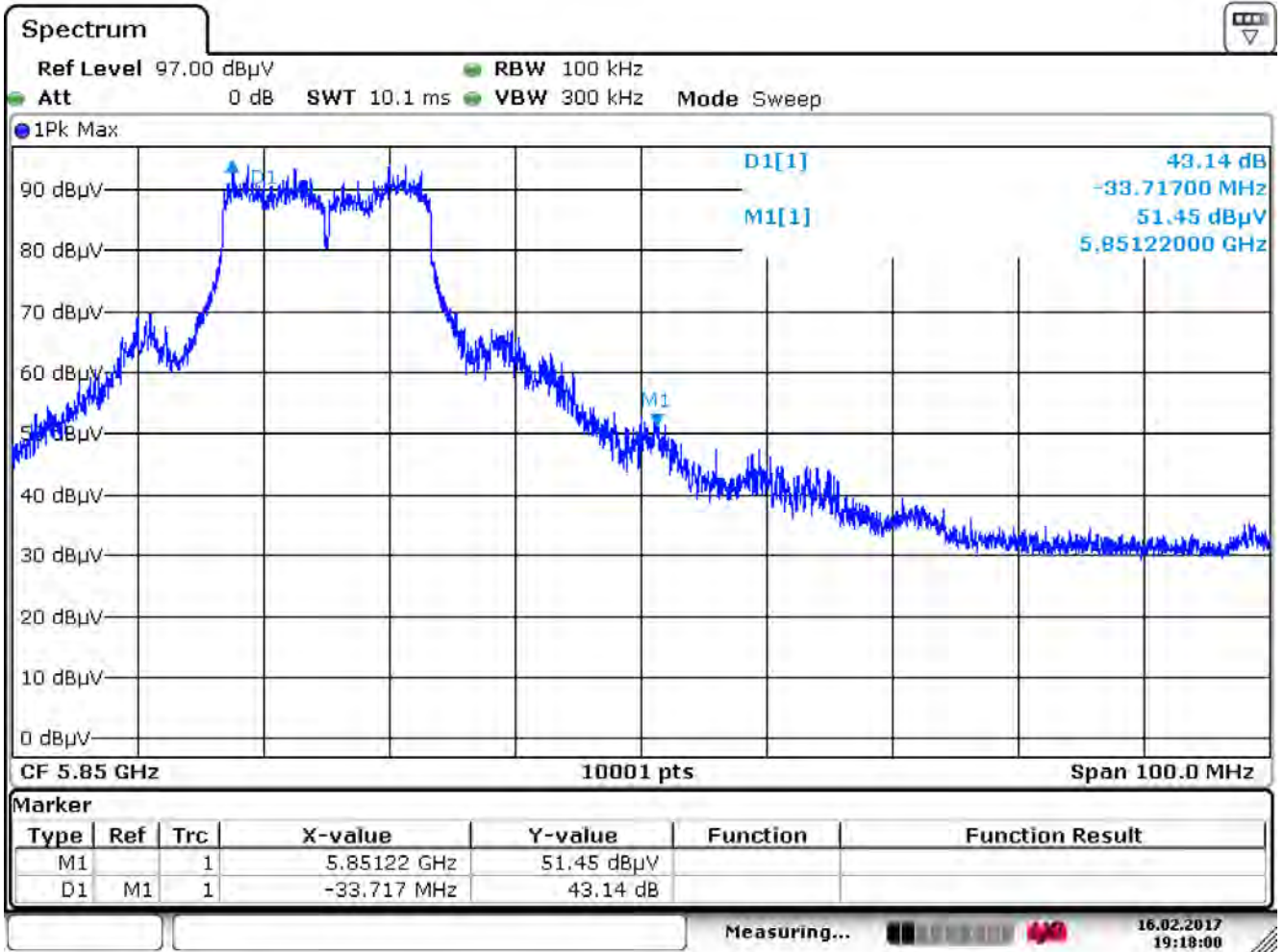
Date: 16 FEB.2017 19:11:35

RF antenna conducted test - Channel 157



Date: 16.FEB.2017 19:15:52

RF antenna conducted test - Channel 165

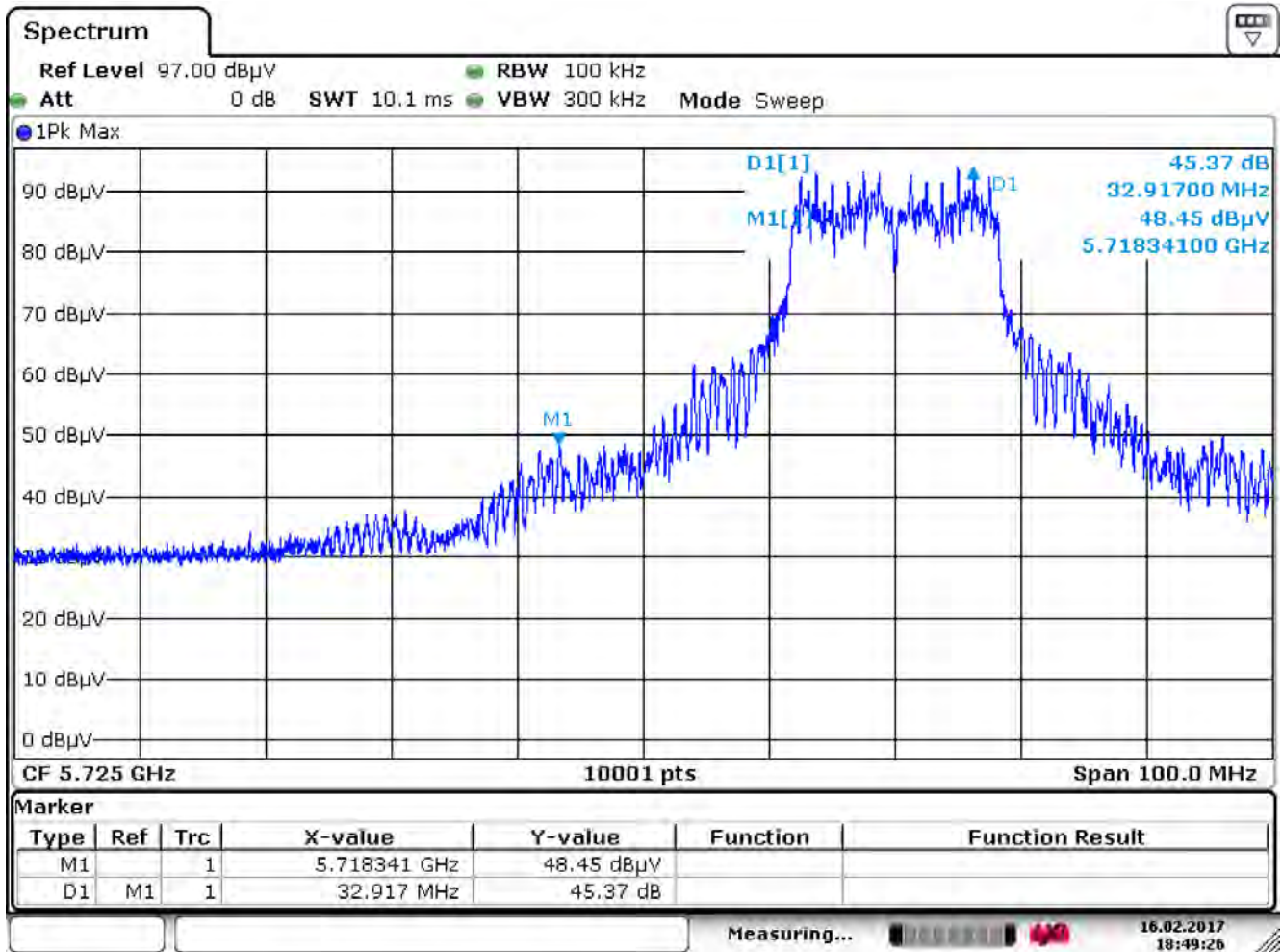


Date: 16.FEB.2017 19:18:00

Product	Dual-band Wireless-AC600 USB Adapter		
Test Item	RF antenna conducted test		
Test Mode	Mode 2: Tx_ADP: AD890326010-2LF_ MIMO Mode (802.11 n20/40)		
Date of Test	2017/02/16	Test Site	SR10-H

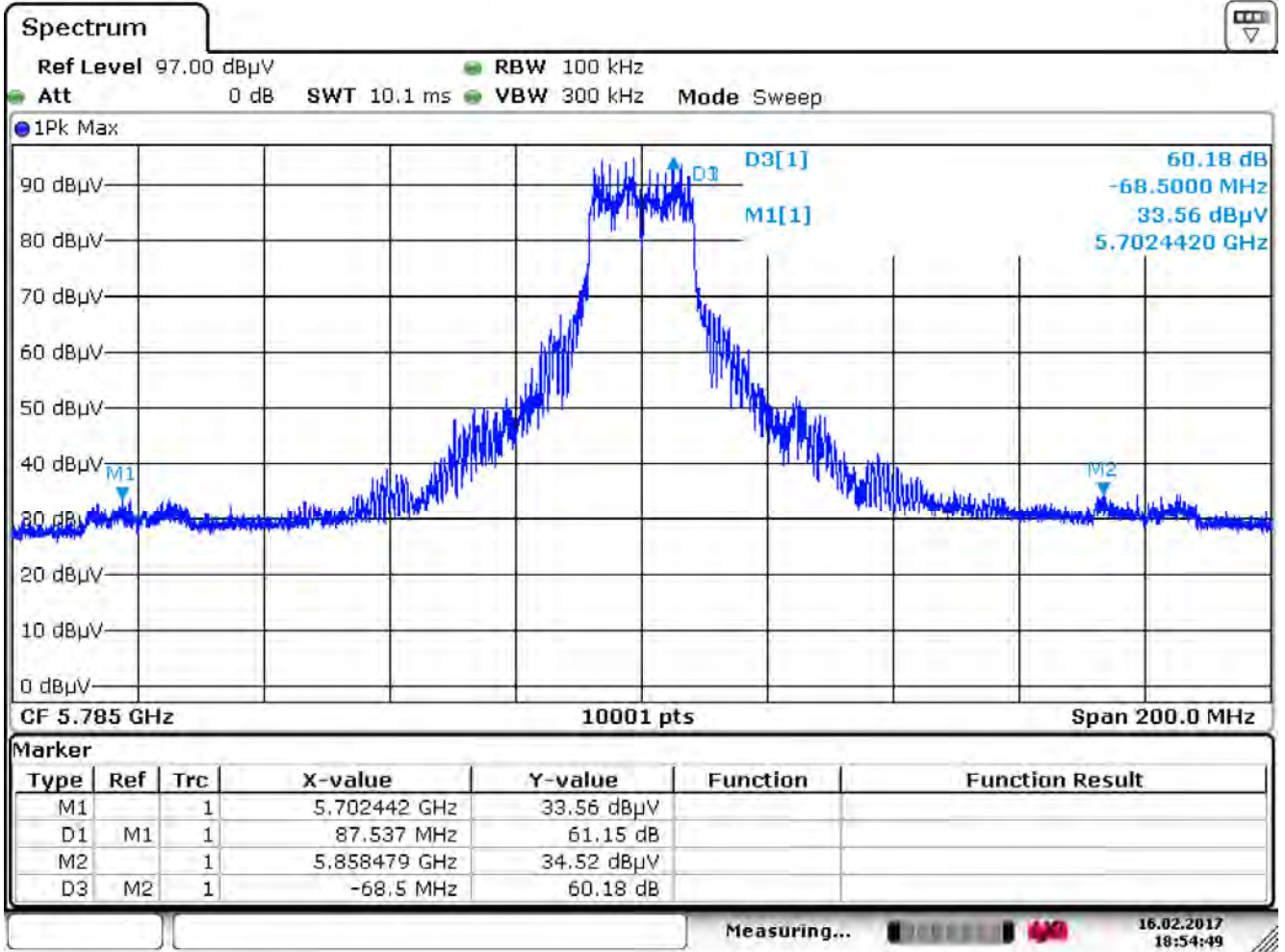
IEEE 802.11n(20MHz)				
Channel No.	Frequency (MHz)	Measure Level (dBc)	Limit (dBc)	Result
149	5745	48.45	≥ 30	Pass
157	5785	33.56	≥ 30	Pass
165	5825	49.16	≥ 30	Pass

RF antenna conducted test - Channel 149



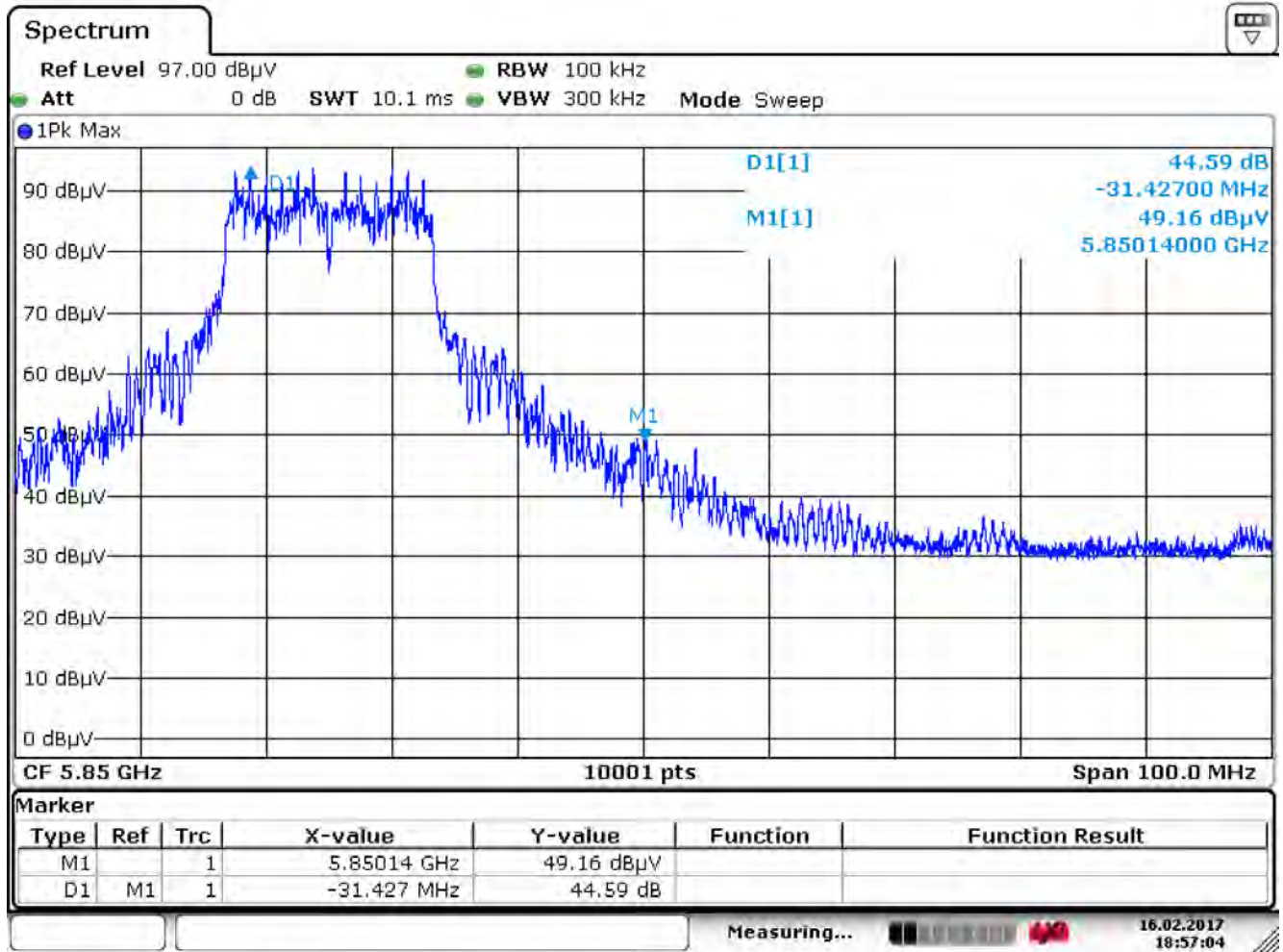
Date: 16 FEB. 2017 18:49:27

RF antenna conducted test - Channel 157



Date: 16.FEB.2017 18:54:50

RF antenna conducted test - Channel 165

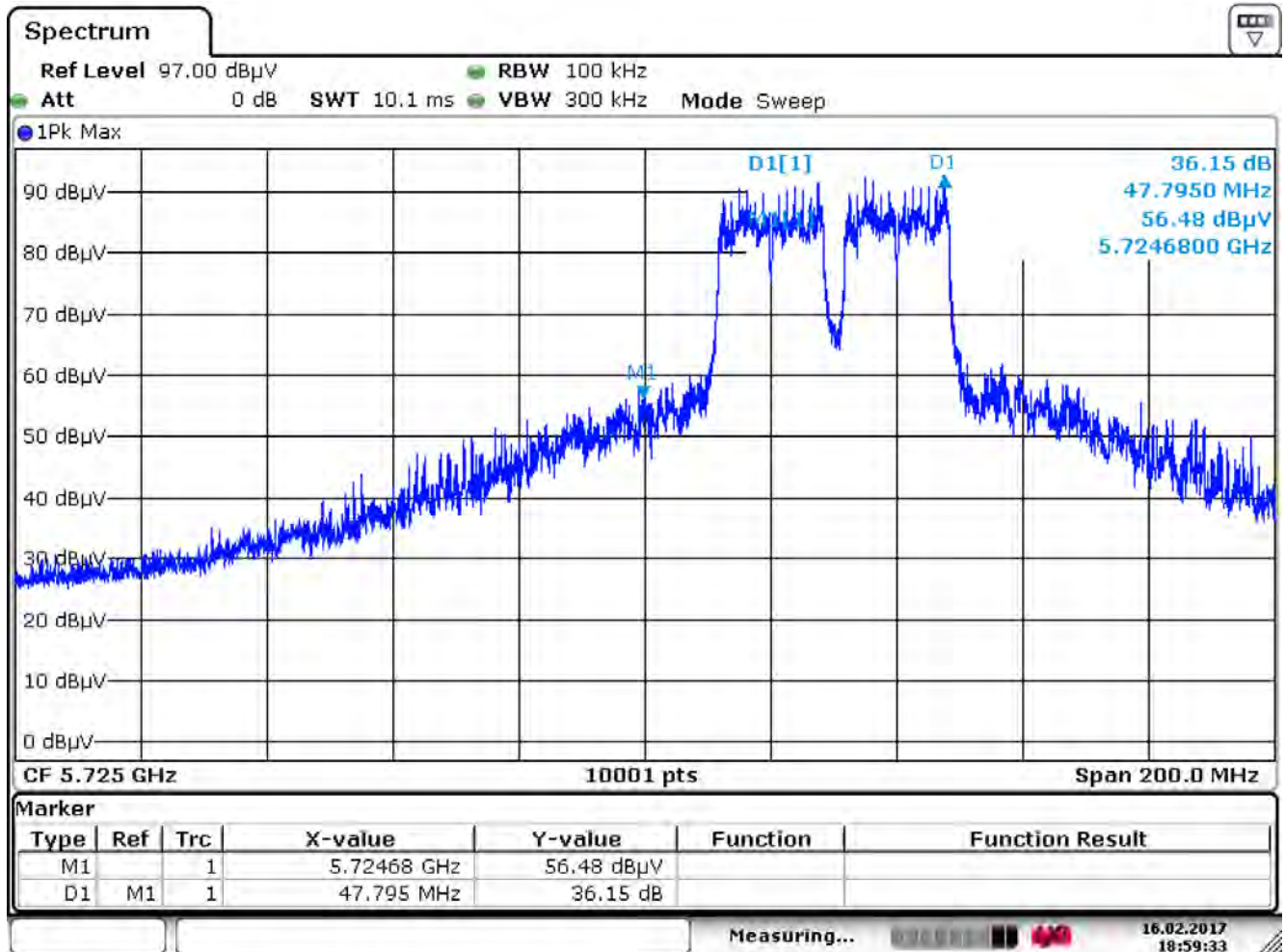


Date: 16.FEB.2017 18:57:04

Product	Dual-band Wireless-AC600 USB Adapter		
Test Item	RF antenna conducted test		
Test Mode	Mode 2: Tx_ADP: AD890326010-2LF_ MIMO Mode (802.11 n20/40)		
Date of Test	2017/02/16	Test Site	SR10-H

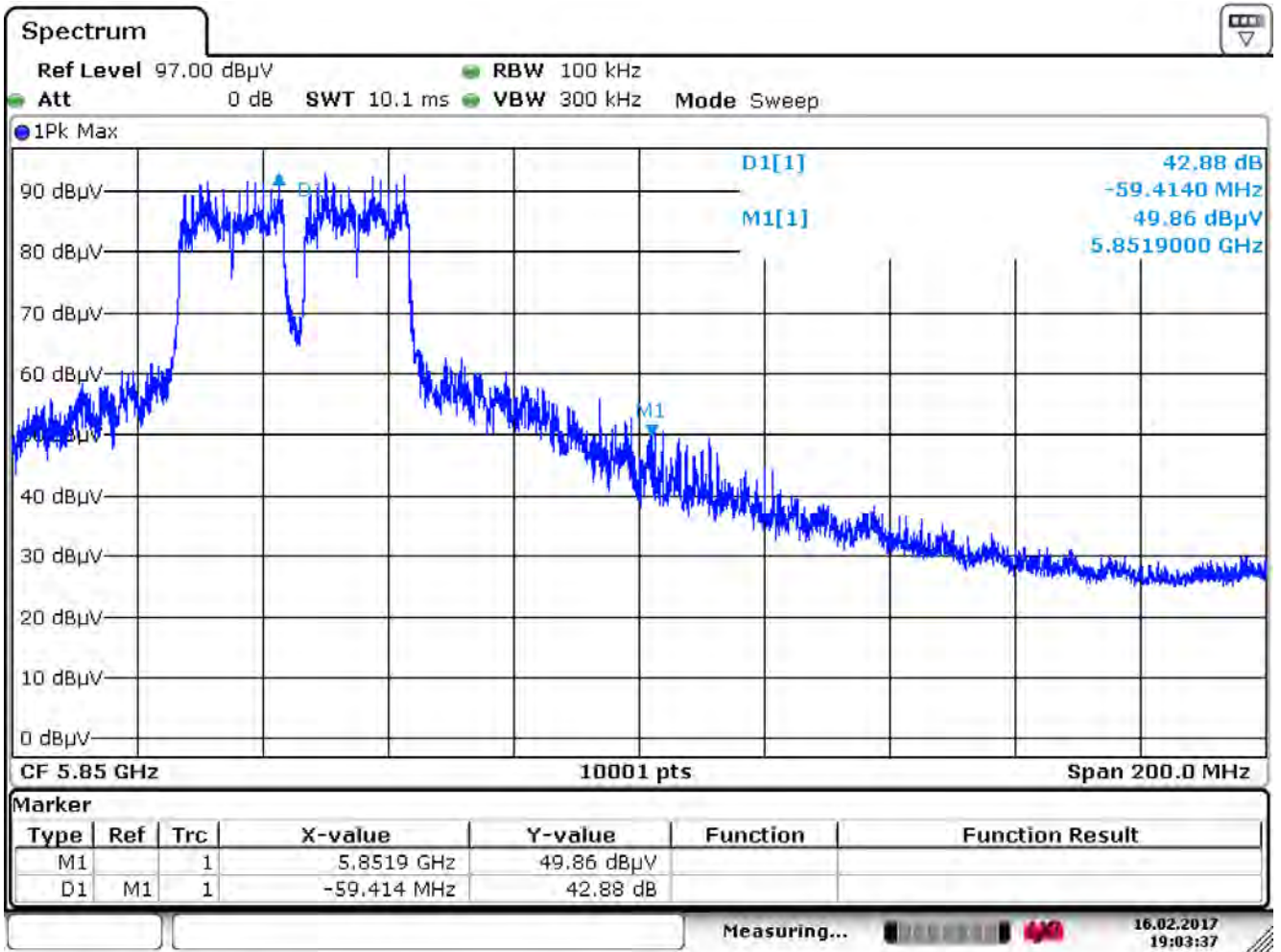
IEEE 802.11n (40MHz)				
Channel No.	Frequency (MHz)	Measure Level (dBc)	Limit (dBc)	Result
151	5755	56.48	≥ 30	Pass
159	5795	49.86	≥ 30	Pass

RF antenna conducted test - Channel 151



Date: 16 FEB. 2017 18:59:33

RF antenna conducted test - Channel 159

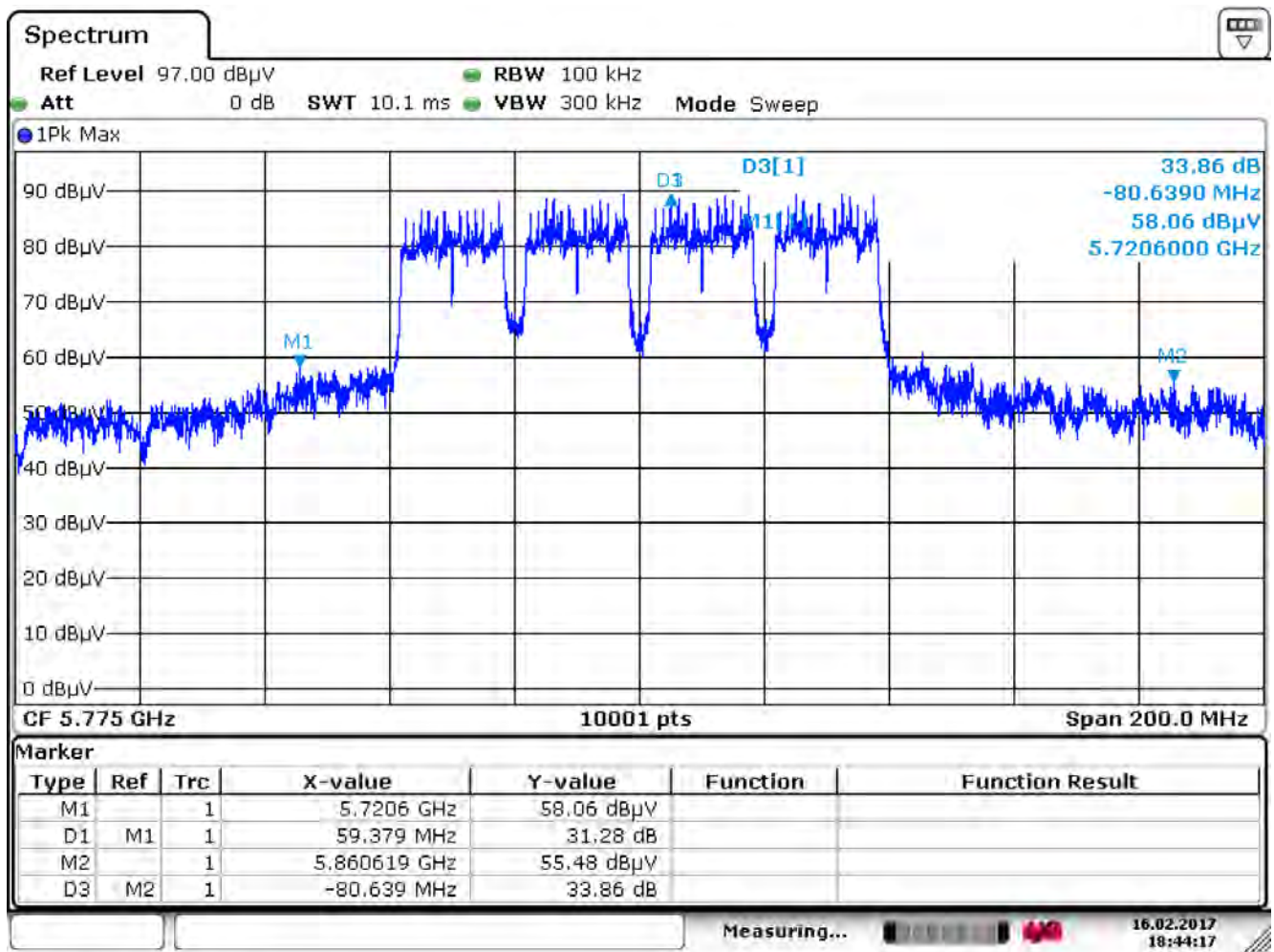


Date: 16.FEB.2017 19:03:38

Product	Dual-band Wireless-AC600 USB Adapter		
Test Item	RF antenna conducted test		
Test Mode	Mode 2: Tx_ADP: AD890326010-2LF_ MIMO Mode (802.11 n20/40)		
Date of Test	2017/02/16	Test Site	SR10-H

IEEE 802.11ac (80MHz)				
Channel No.	Frequency (MHz)	Measure Level (dBc)	Limit (dBc)	Result
155	5775	58.06	≥ 30	Pass

RF antenna conducted test - Channel 155

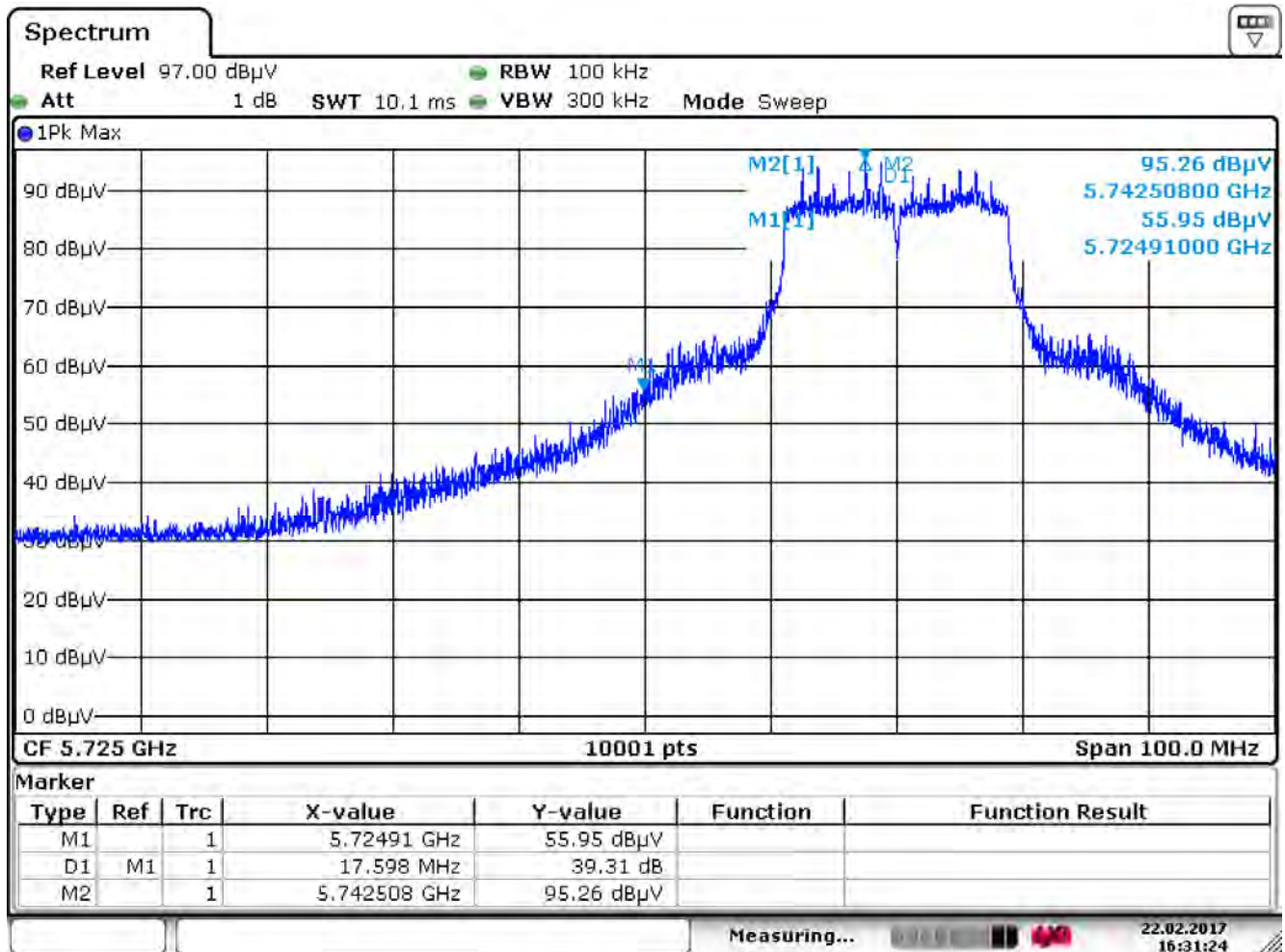


Date: 16 FEB.2017 18:44:18

Product	Dual-band Wireless-AC600 USB Adapter		
Test Item	RF antenna conducted test		
Test Mode	Mode 3: Tx_ADP: AD890326010-2LF_ Beamforming Mode (802.11 n20/40)		
Date of Test	2017/02/16	Test Site	SR10-H

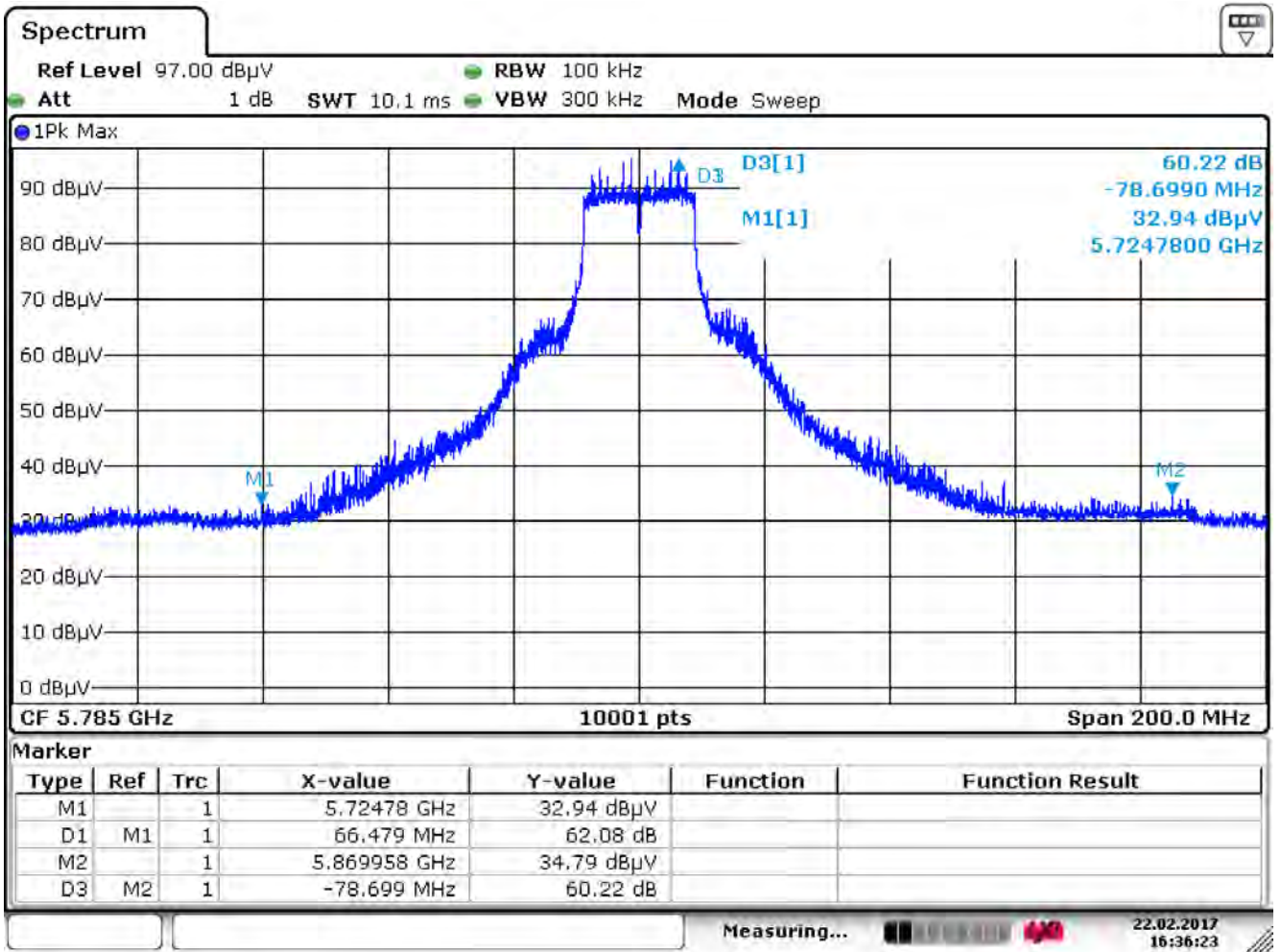
IEEE 802.11n(20MHz)				
Channel No.	Frequency (MHz)	Measure Level (dBc)	Limit (dBc)	Result
149	5745	55.95	≥ 30	Pass
157	5785	32.94	≥ 30	Pass
165	5825	49.40	≥ 30	Pass

RF antenna conducted test - Channel 149



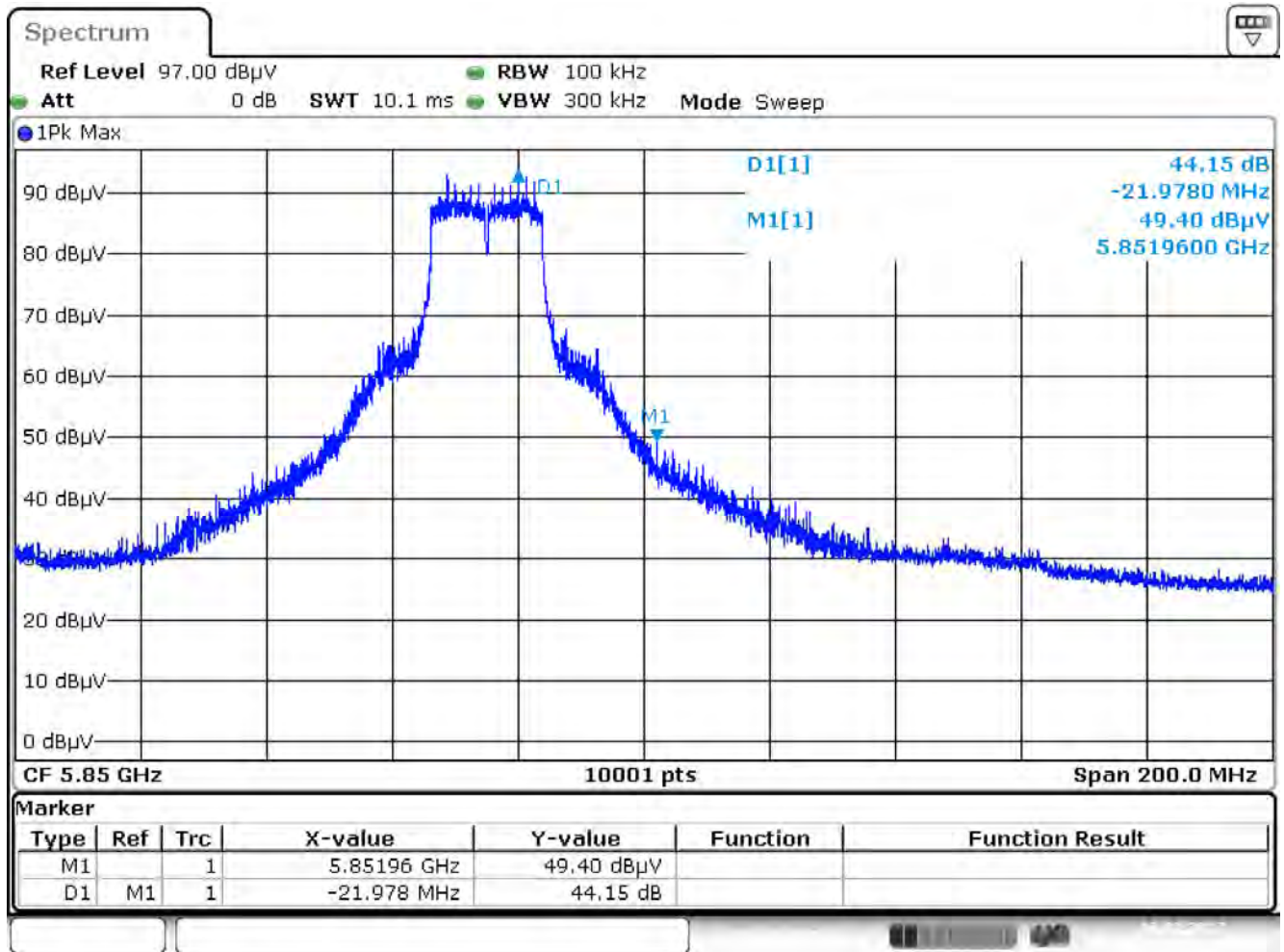
Date: 22 FEB. 2017 16:31:25

RF antenna conducted test - Channel 157



Date: 22 FEB.2017 16:36:24

RF antenna conducted test - Channel 165

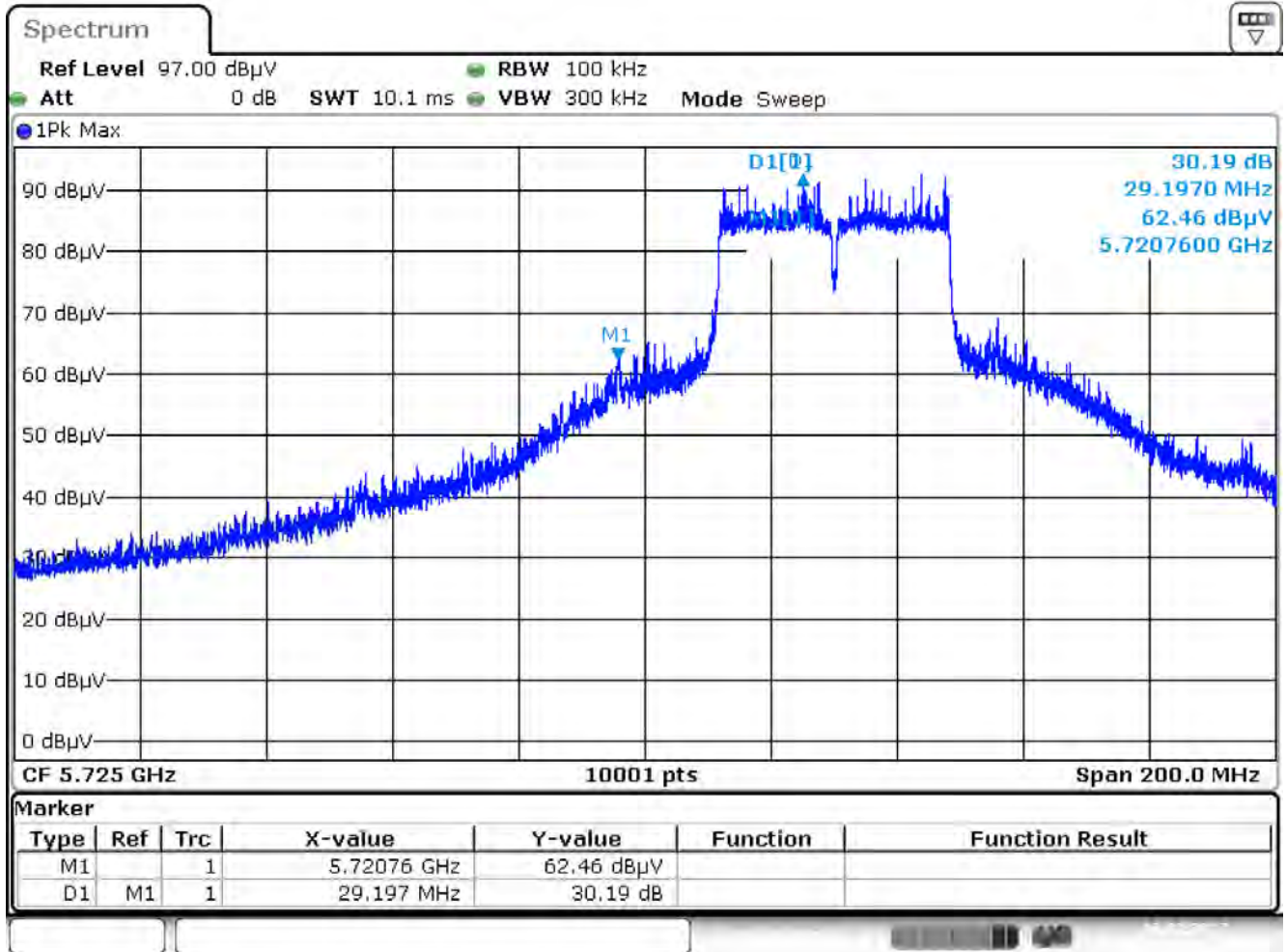


Date: 16.FEB.2017 18:19:19

Product	Dual-band Wireless-AC600 USB Adapter		
Test Item	RF antenna conducted test		
Test Mode	Mode 3: Tx_ADP: AD890326010-2LF_ Beamforming Mode (802.11 n20/40)		
Date of Test	2017/02/16	Test Site	SR10-H

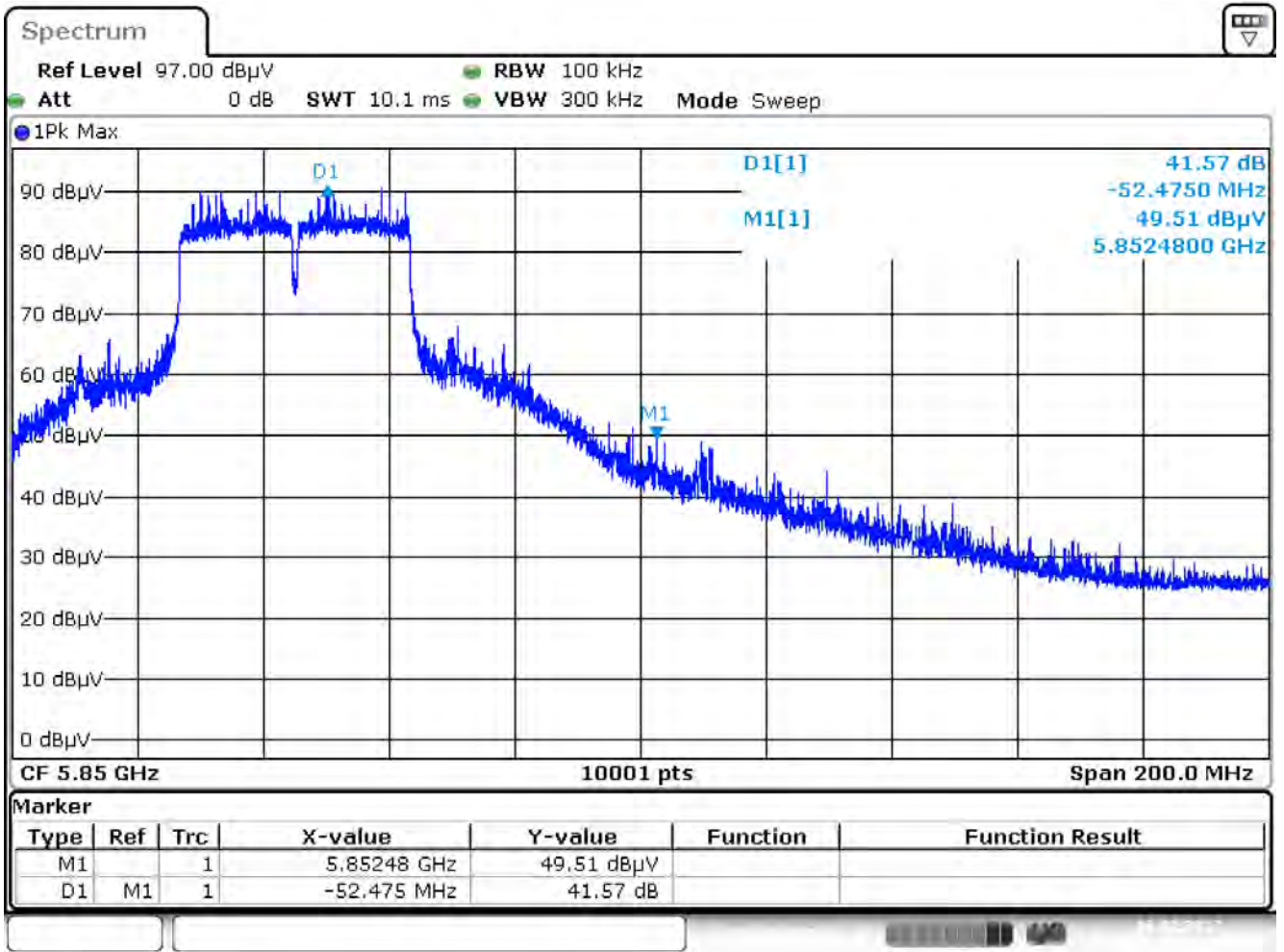
IEEE 802.11n (40MHz)				
Channel No.	Frequency (MHz)	Measure Level (dBc)	Limit (dBc)	Result
151	5755	62.46	≥ 30	Pass
159	5795	49.51	≥ 30	Pass

RF antenna conducted test - Channel 151



Date: 16 FEB.2017 18:26:41

RF antenna conducted test - Channel 159

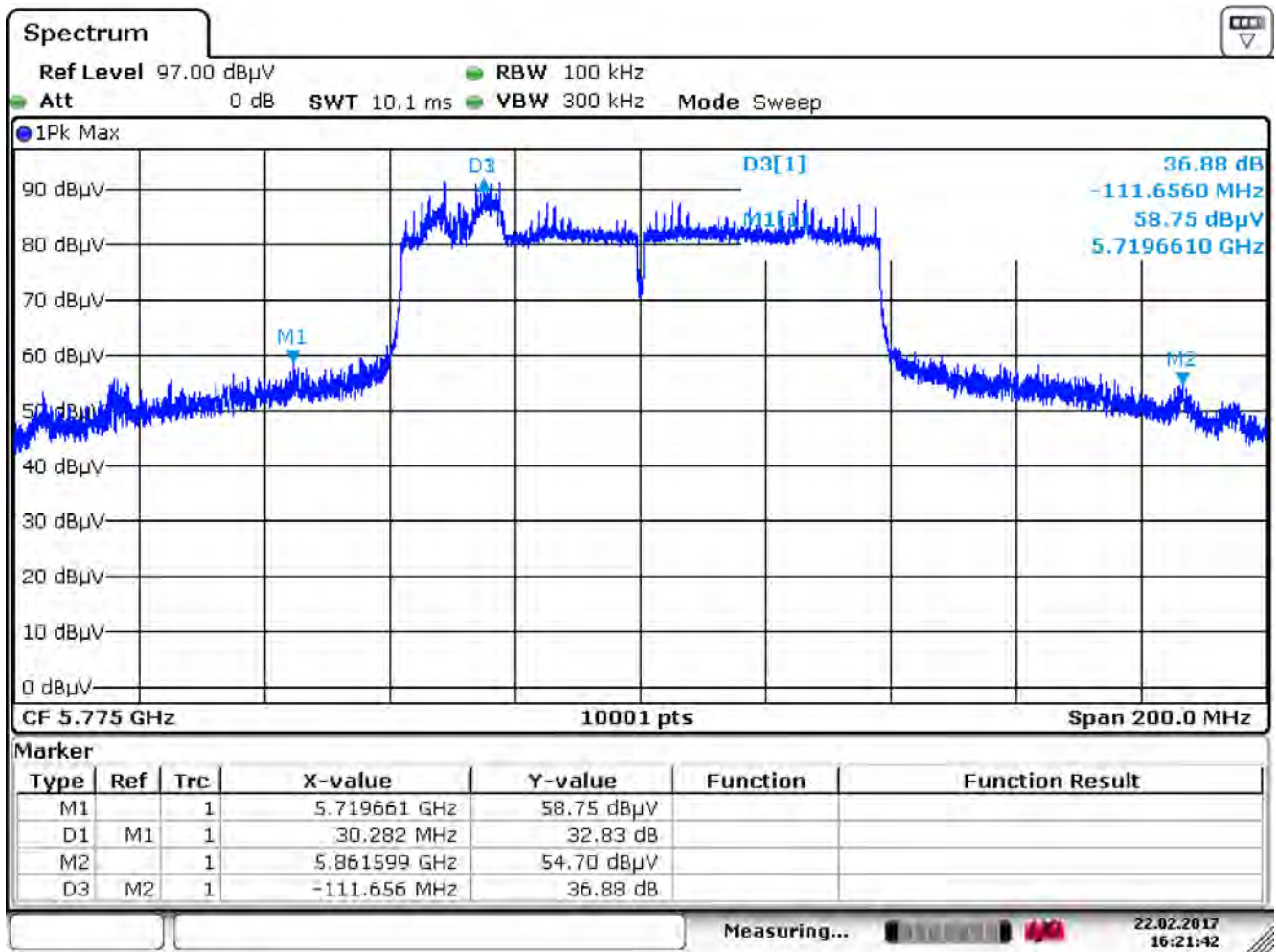


Date: 16.FEB.2017 18:31:10

Product	Dual-band Wireless-AC600 USB Adapter		
Test Item	RF antenna conducted test		
Test Mode	Mode 3: Tx_ADP: AD890326010-2LF_ Beamforming Mode (802.11 n20/40)		
Date of Test	2017/02/16	Test Site	SR10-H

IEEE 802.11ac (80MHz)				
Channel No.	Frequency (MHz)	Measure Level (dBc)	Limit (dBc)	Result
155	5775	58.75	≥ 30	Pass

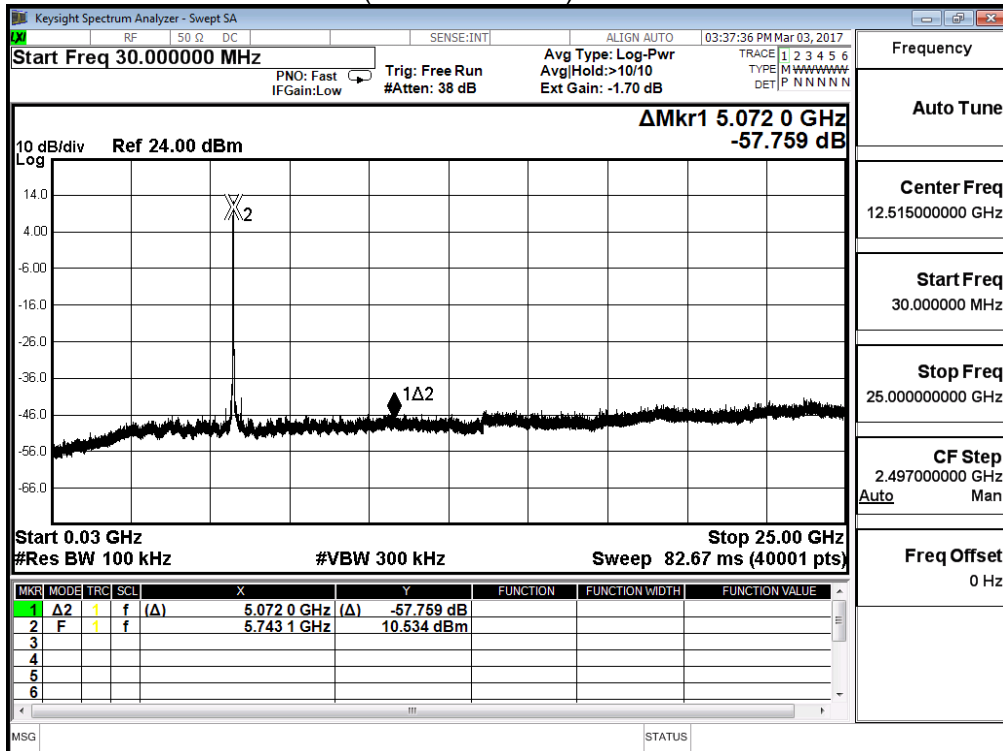
RF antenna conducted test - Channel 155



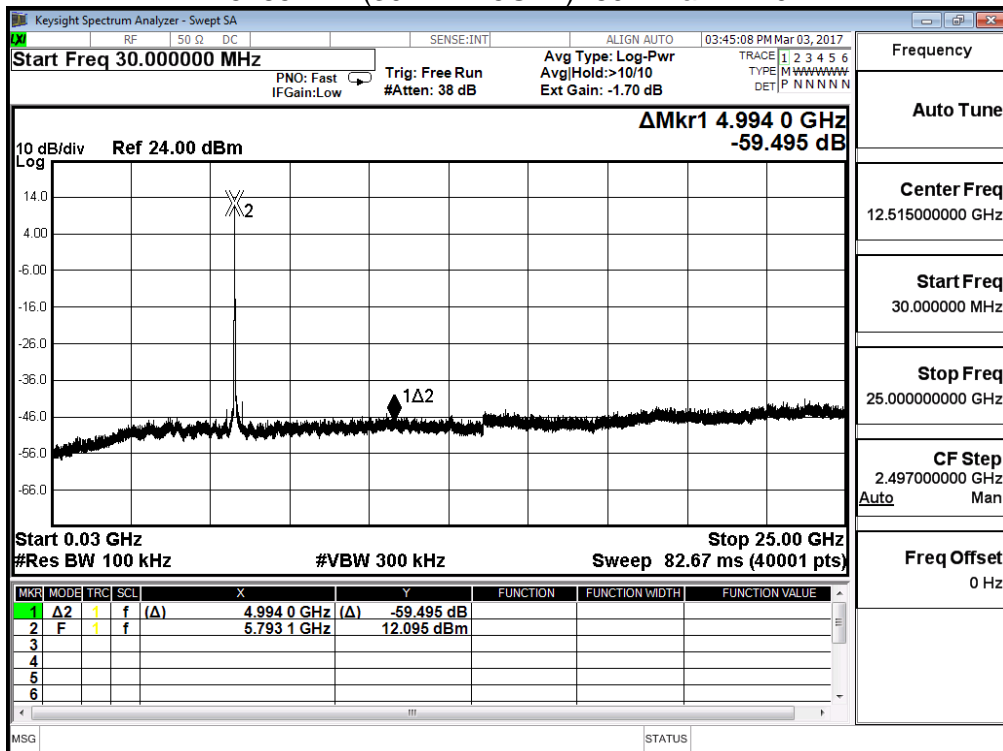
Date: 22 FEB 2017 16:21:42

Product	Dual-band Wireless-AC600 USB Adapter		
Test Item	RF antenna conducted test		
Test Mode	Mode 1: Tx_ADP: AD890326010-2LF_CDD Mode (802.11 a)		
Date of Test	2017/03/03	Test Site	SR10-H

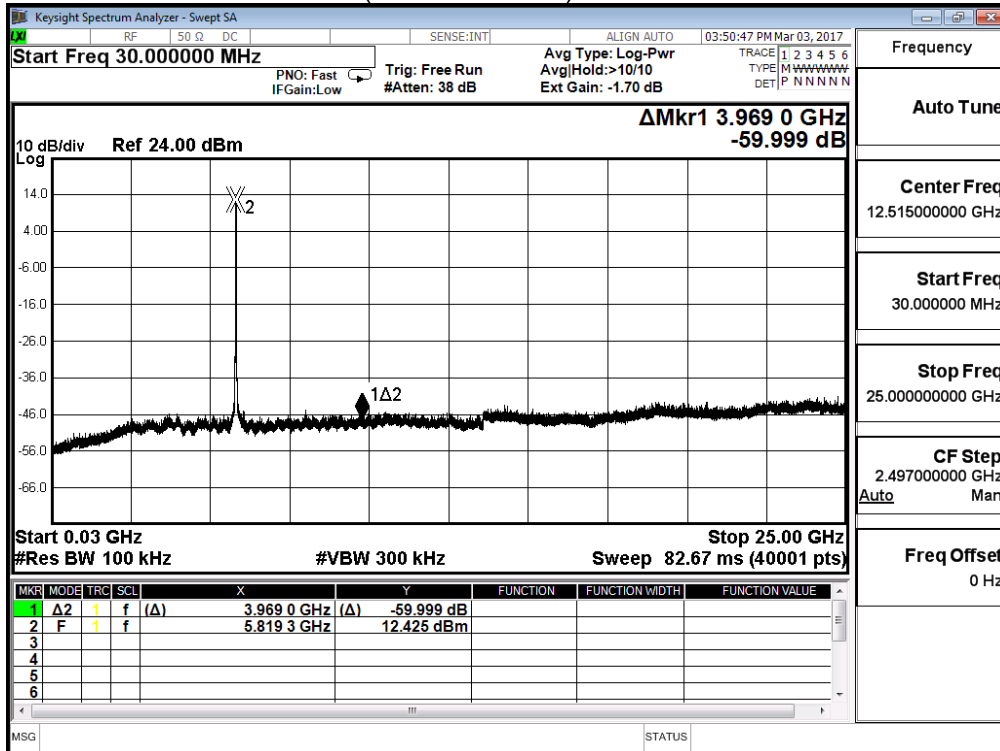
5745MHz (30MHz-25GHz)- 802.11a-ANT 0



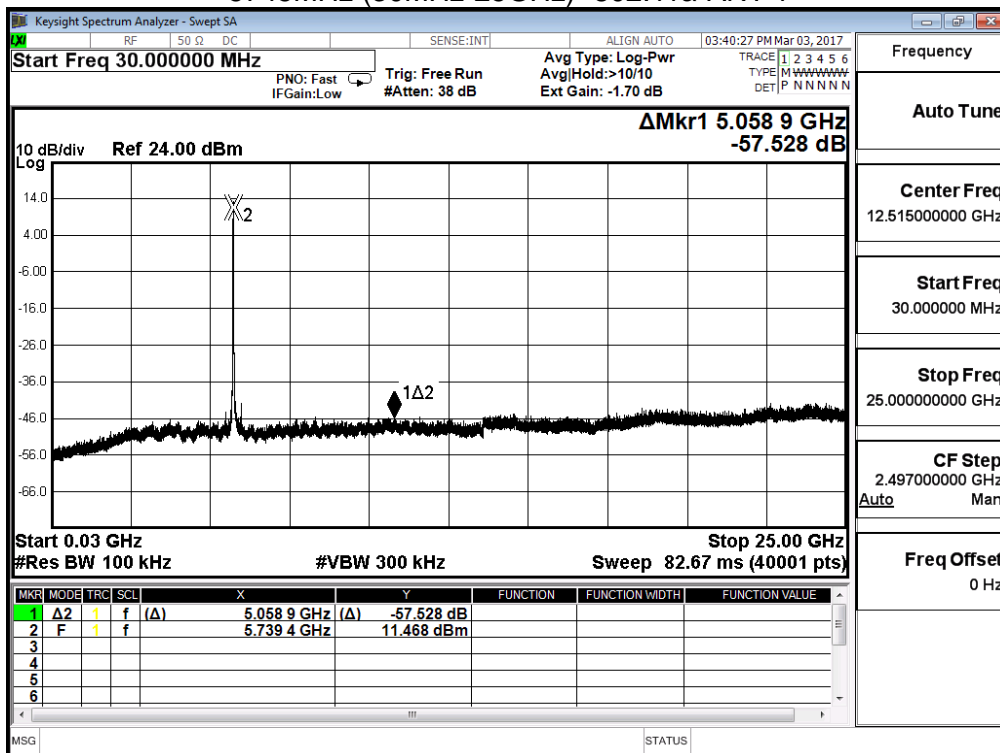
5785MHz (30MHz-25GHz)- 802.11a-ANT 0



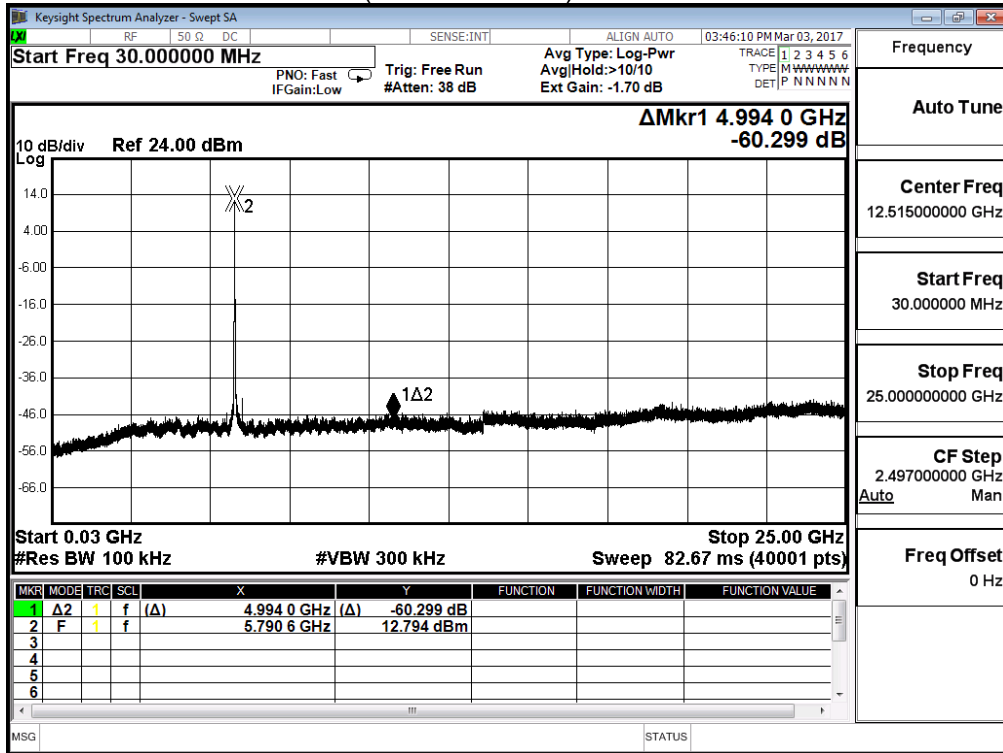
5825MHz (30MHz-25GHz) -802.11a-ANT 0



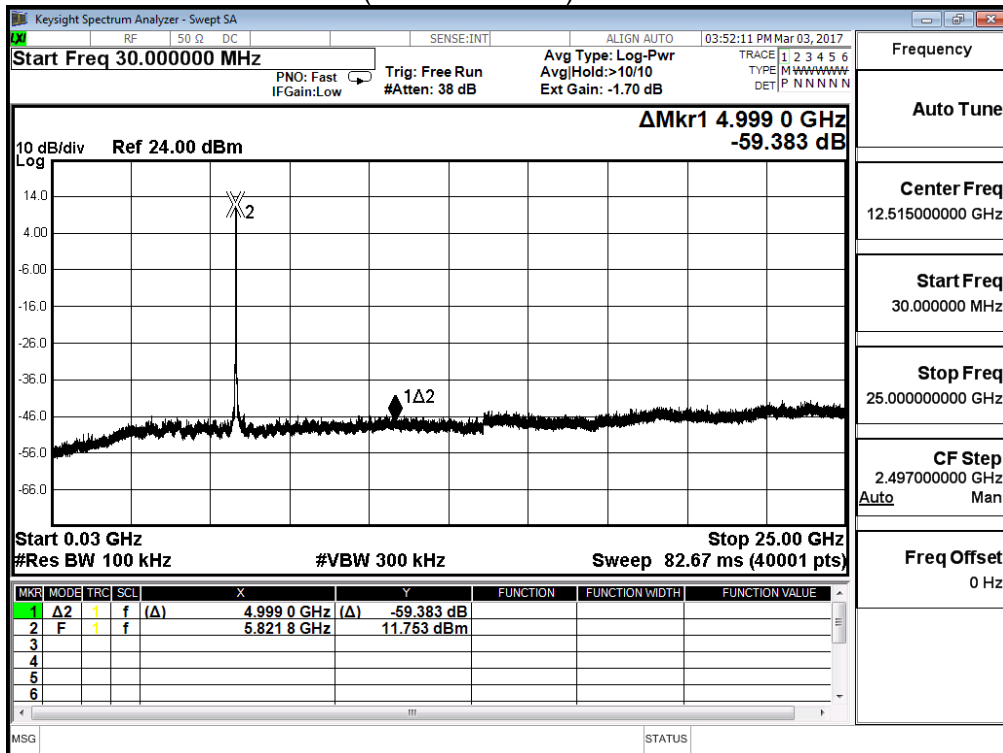
5745MHz (30MHz-25GHz)- 802.11a-ANT 1



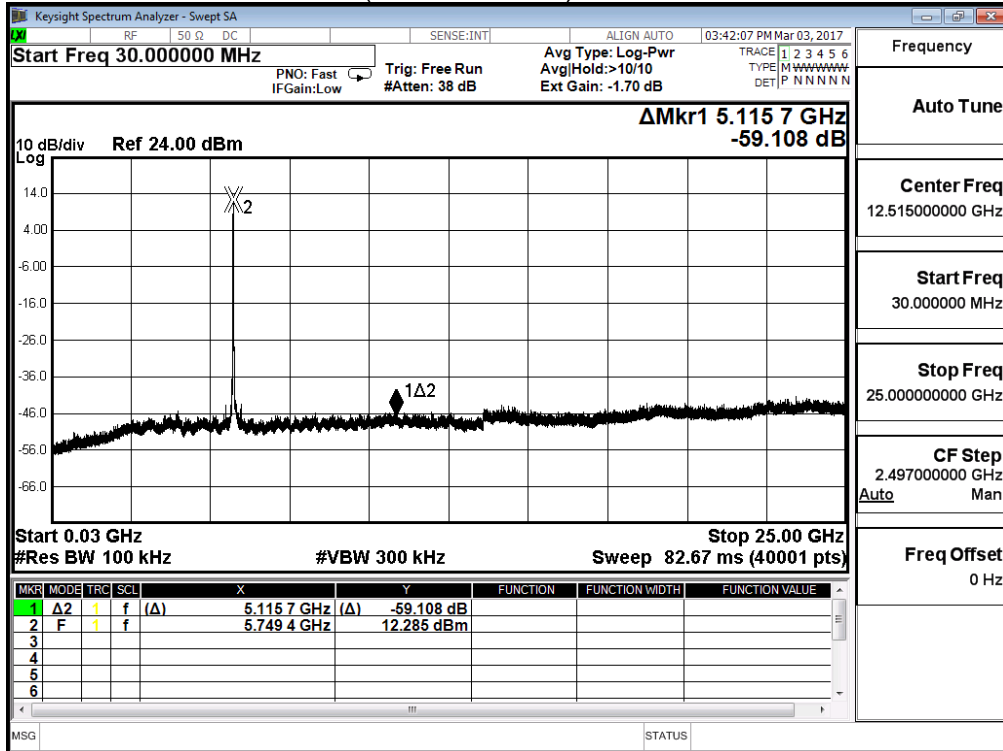
5785MHz (30MHz-25GHz)- 802.11a-ANT 1



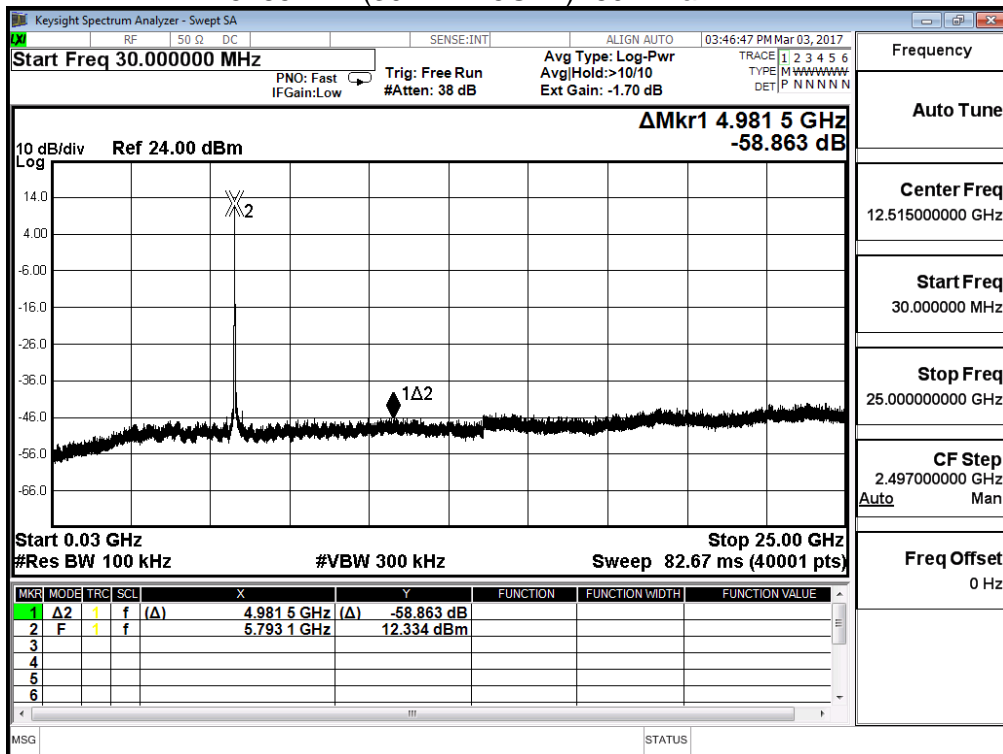
5825MHz (30MHz-25GHz)- 802.11a-ANT 1



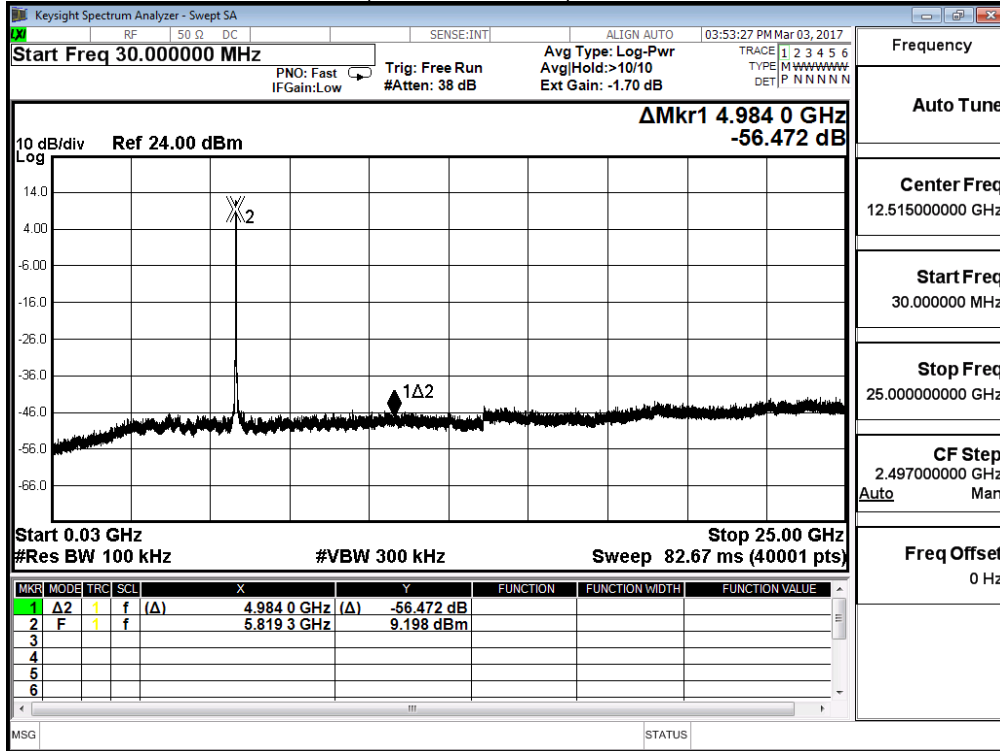
5745MHz (30MHz-25GHz)- 802.11a-ANT 2



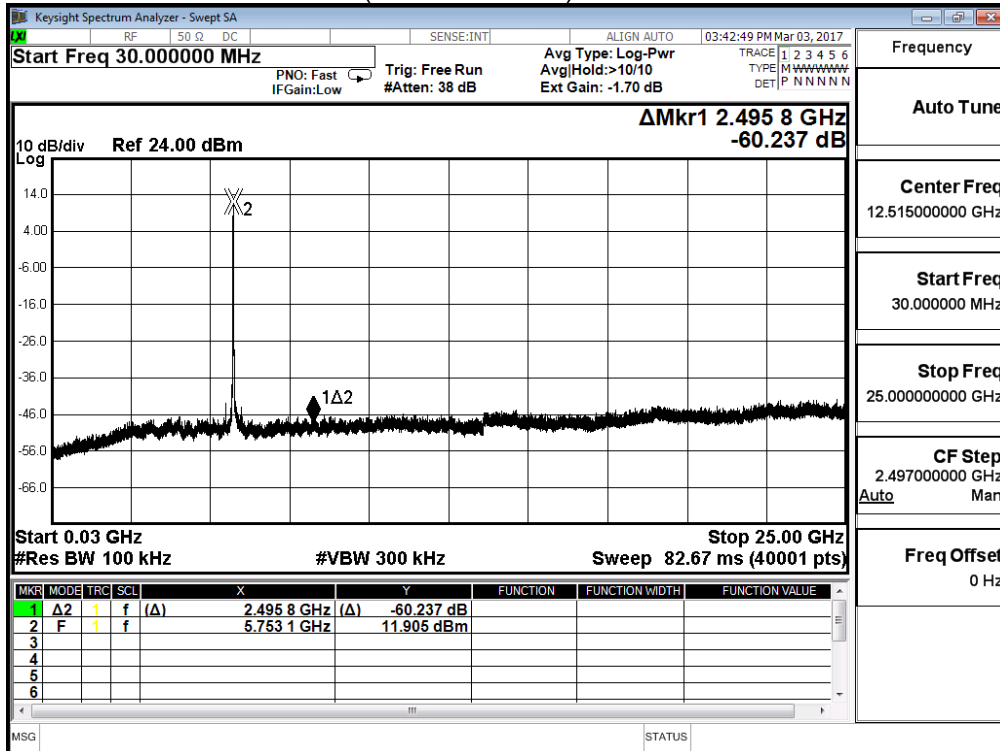
5785MHz (30MHz-25GHz)- 802.11a-ANT 2



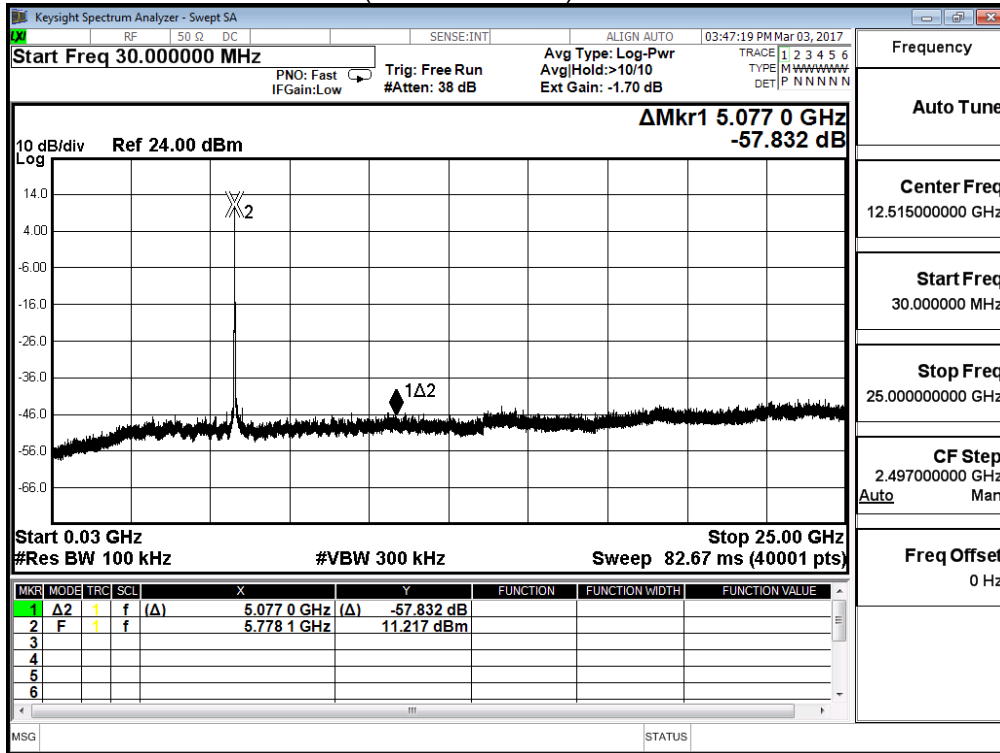
5825MHz (30MHz-25GHz) -802.11a-ANT 2



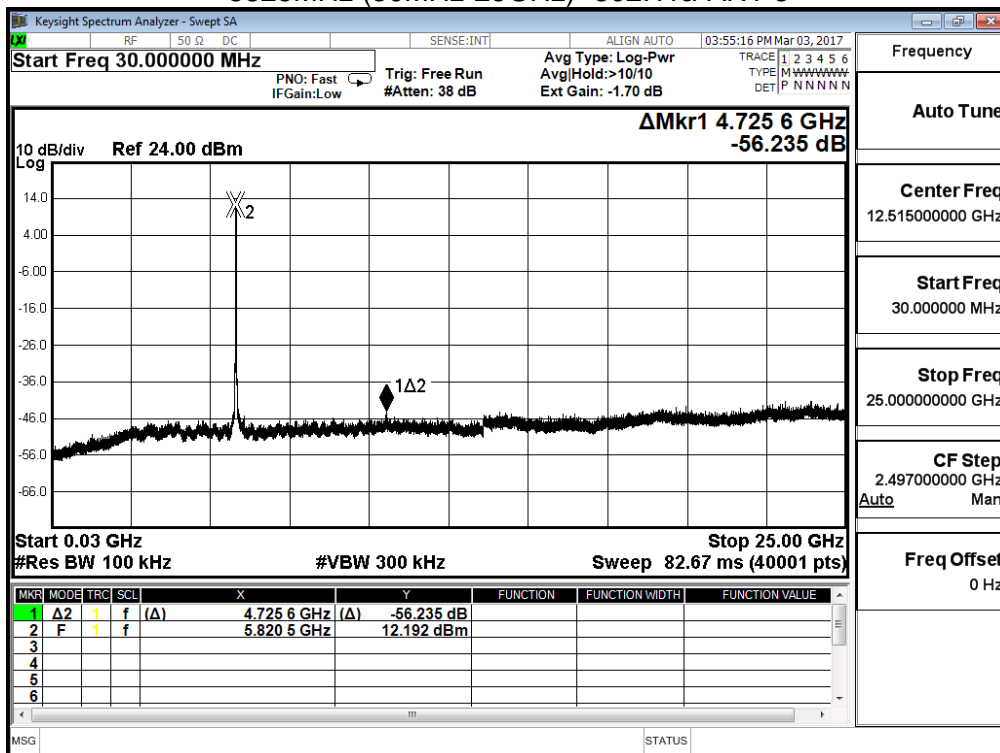
5745MHz (30MHz-25GHz)- 802.11a-ANT 3



5785MHz (30MHz-25GHz)- 802.11a-ANT 3

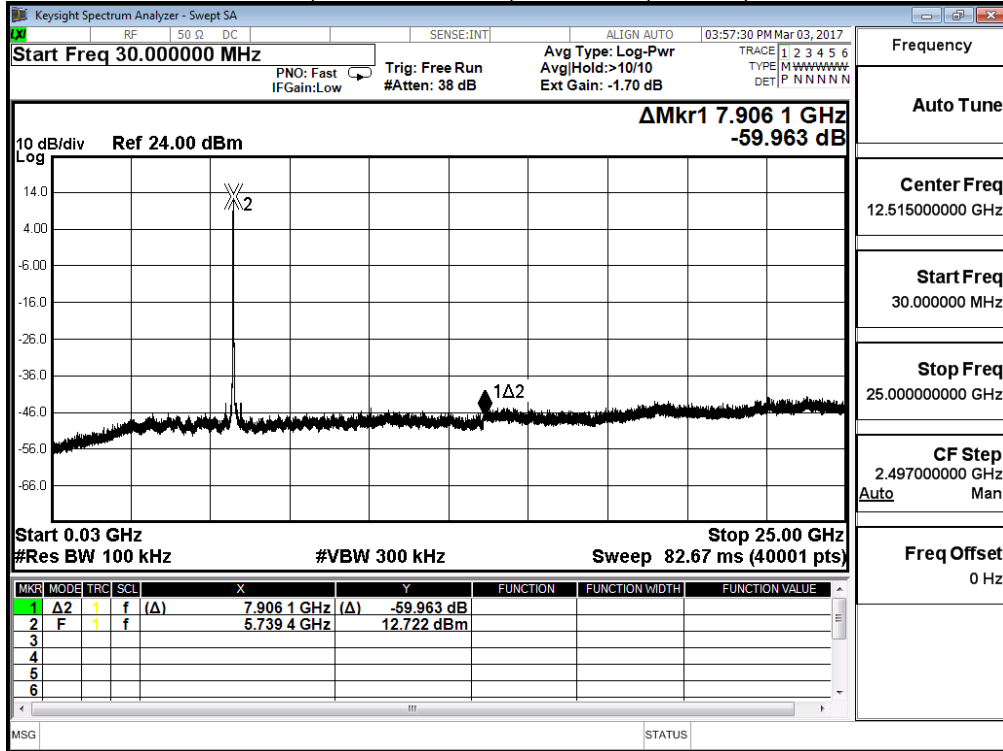


5825MHz (30MHz-25GHz)- 802.11a-ANT 3

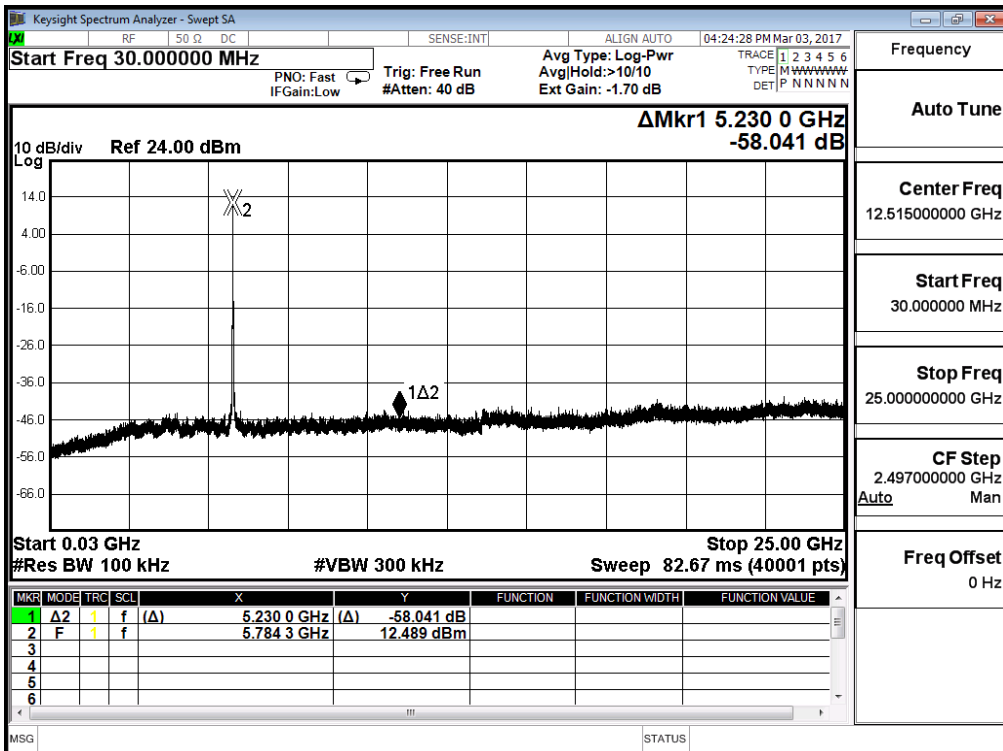


Product	Dual-band Wireless-AC600 USB Adapter		
Test Item	RF antenna conducted test		
Test Mode	Mode 2: Tx_ADP: AD890326010-2LF_ MIMO Mode (802.11 n20/40)		
Date of Test	2017/03/03	Test Site	SR10-H

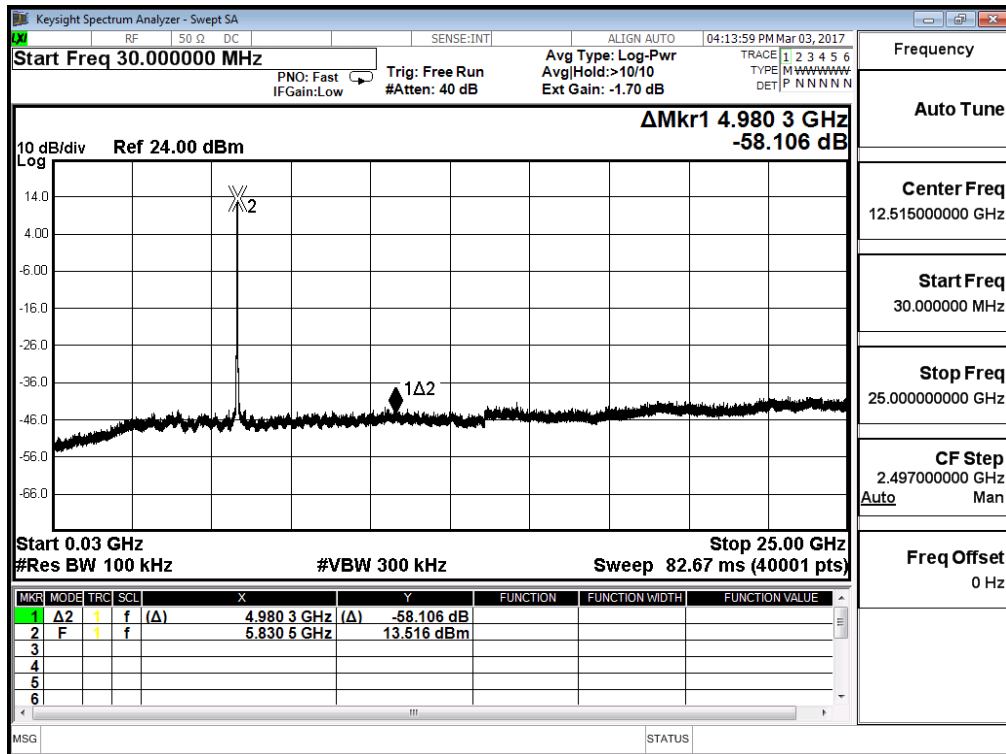
5745MHz (30MHz-25GHz)- 802.11n(20MHz)-ANT 0



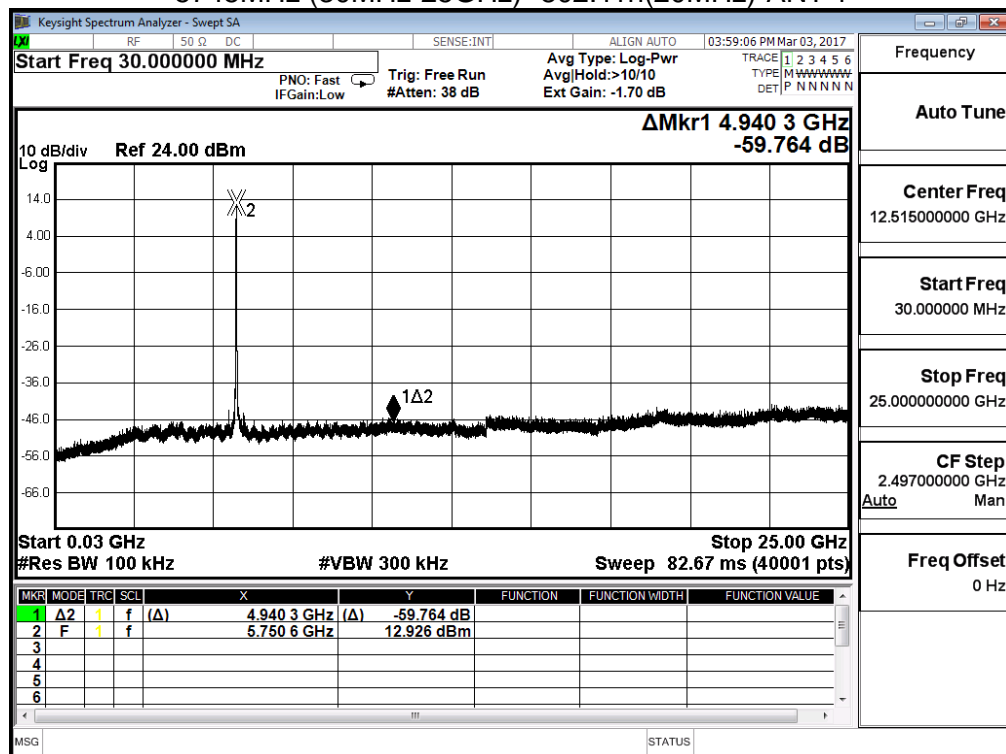
5785MHz (30MHz-25GHz) -802.11n(20MHz)-ANT 0



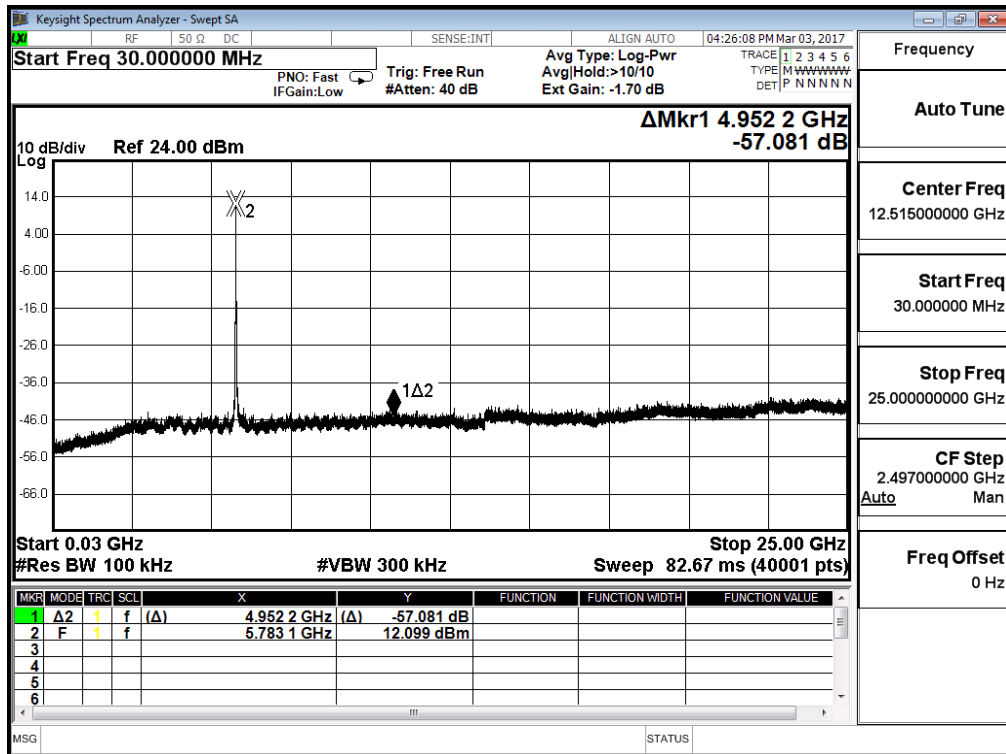
5825MHz (30MHz-25GHz) -802.11n(20MHz)-ANT 0



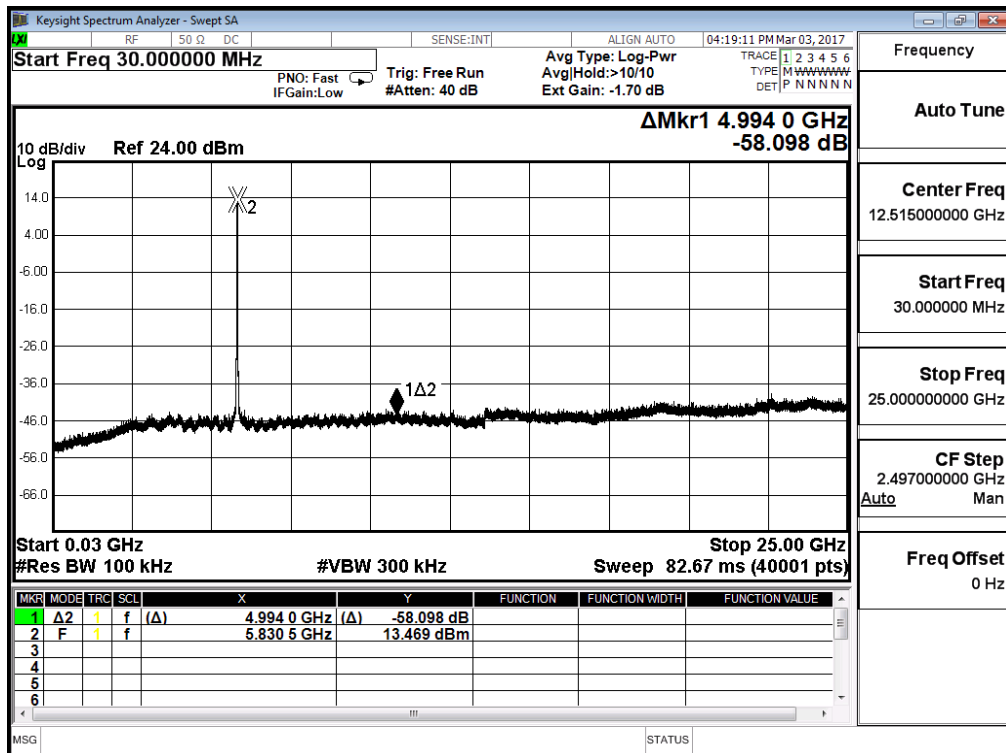
5745MHz (30MHz-25GHz)- 802.11n(20MHz)-ANT 1



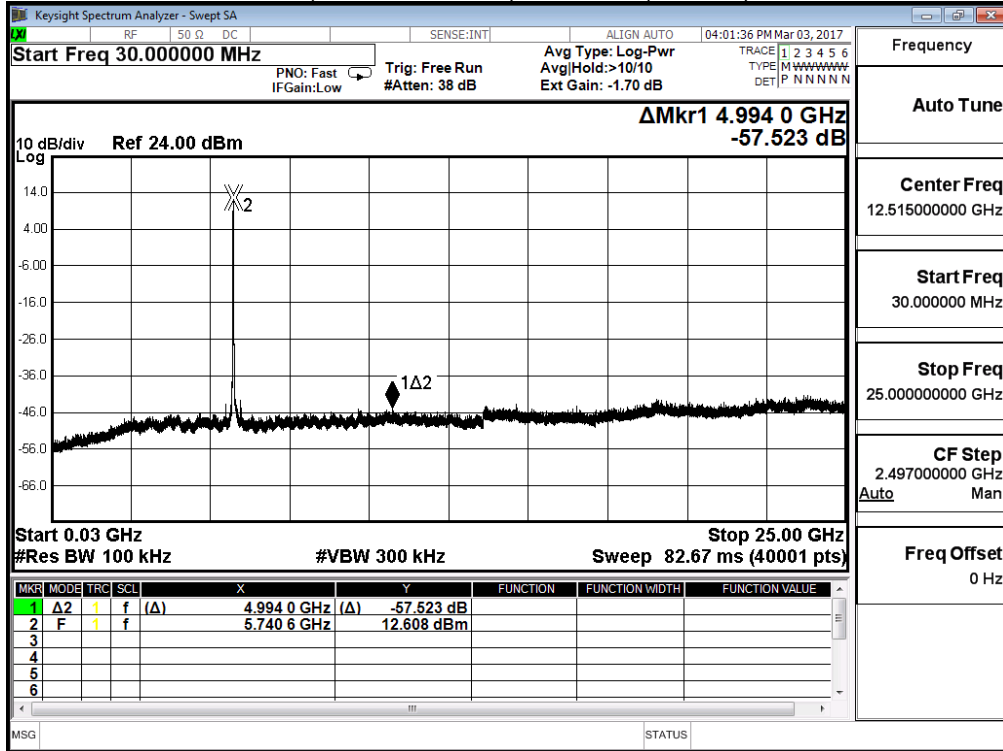
5785MHz (30MHz-25GHz) -802.11n(20MHz)-ANT 1



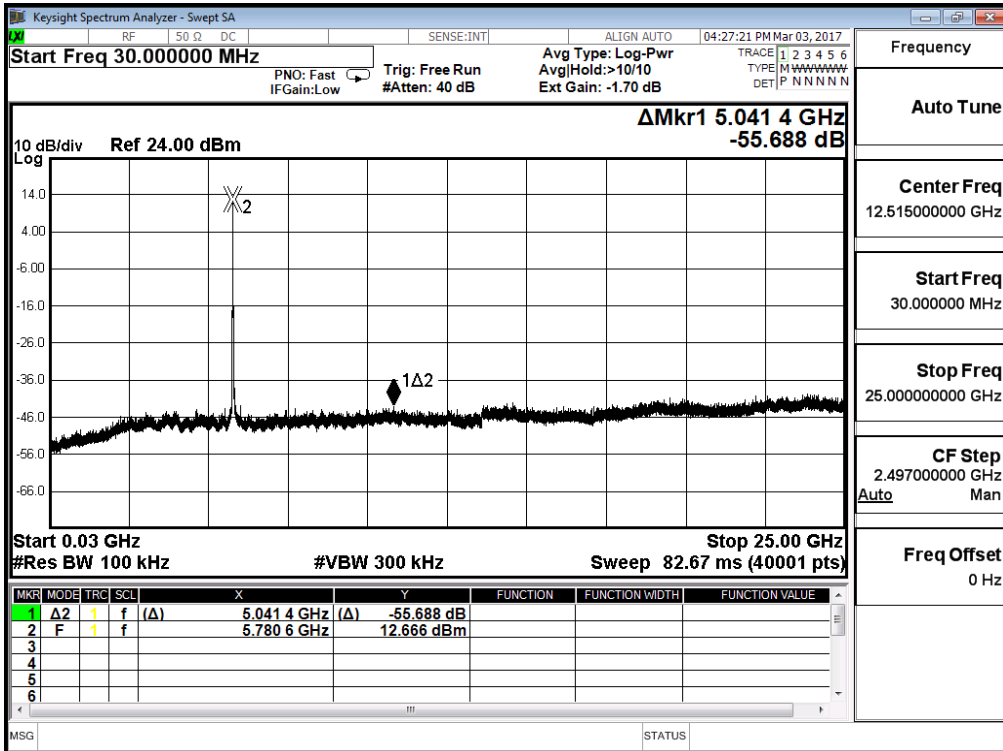
5825MHz (30MHz-25GHz) -802.11n(20MHz)-ANT 1



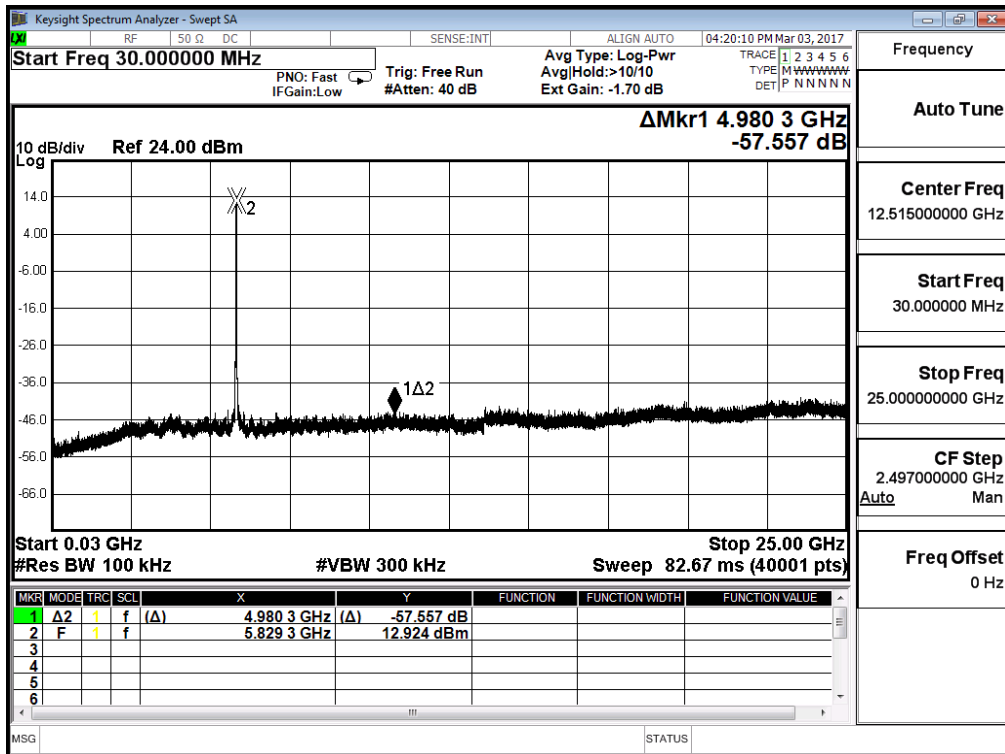
5745MHz (30MHz-25GHz)- 802.11n(20MHz)-ANT 2



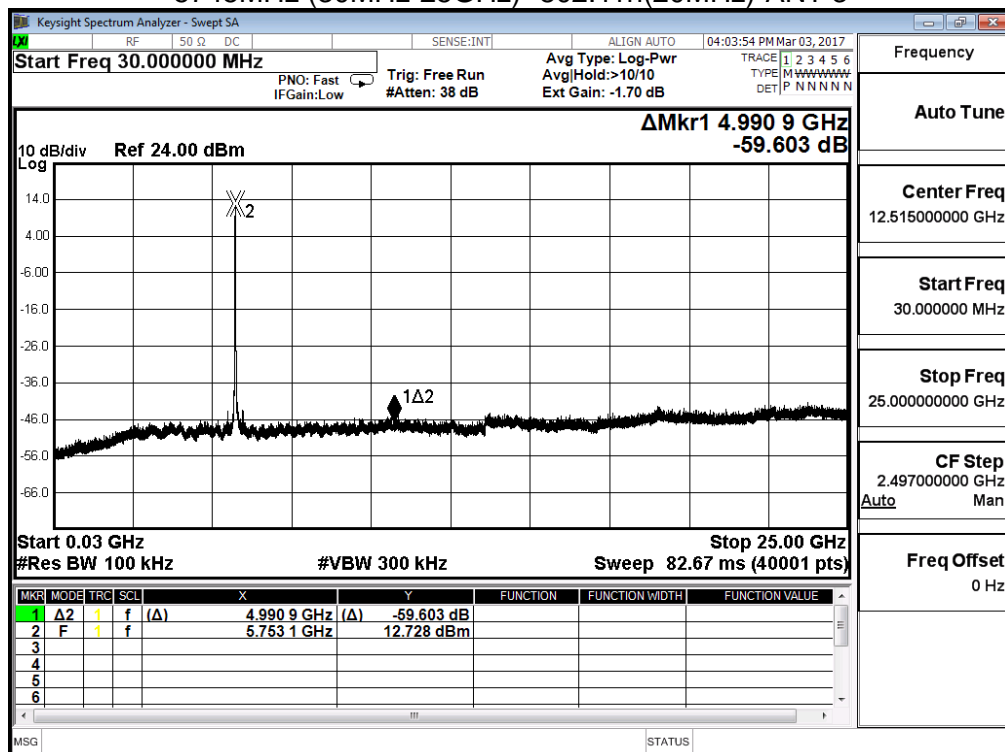
5785MHz (30MHz-25GHz) -802.11n(20MHz)-ANT 2



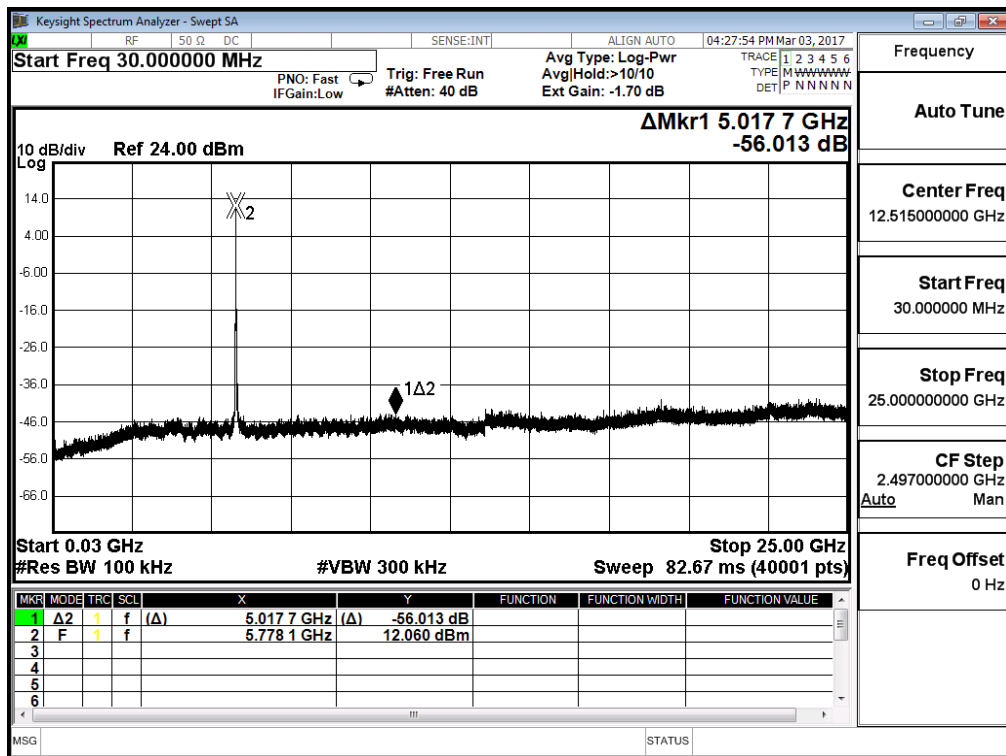
5825MHz (30MHz-25GHz) -802.11n(20MHz)-ANT 2



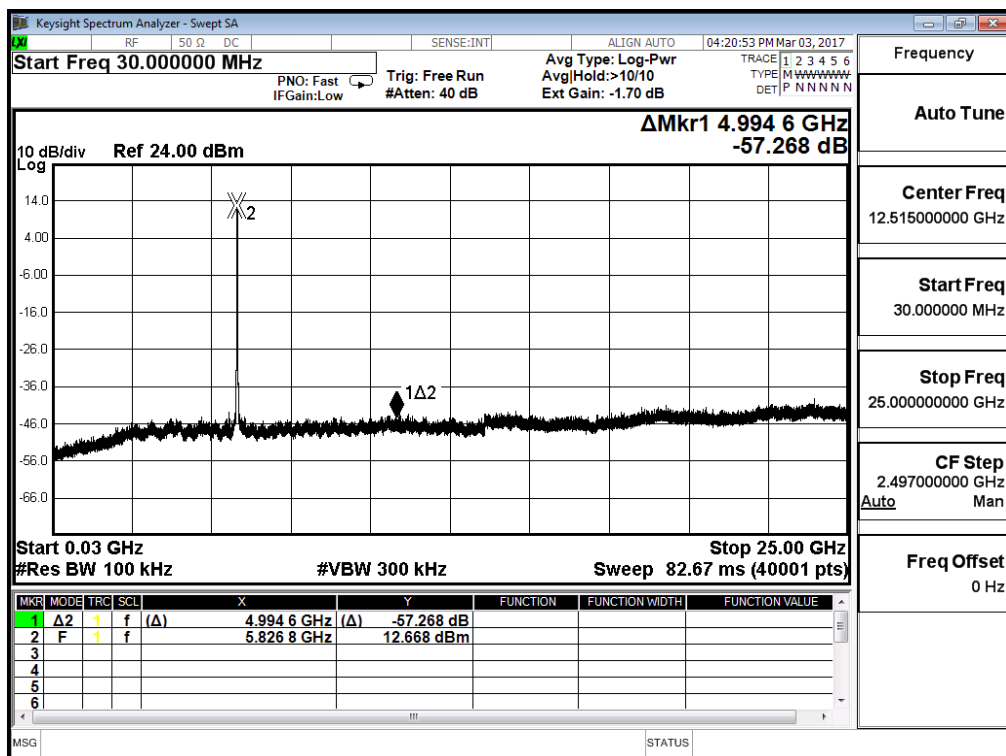
5745MHz (30MHz-25GHz)- 802.11n(20MHz)-ANT 3



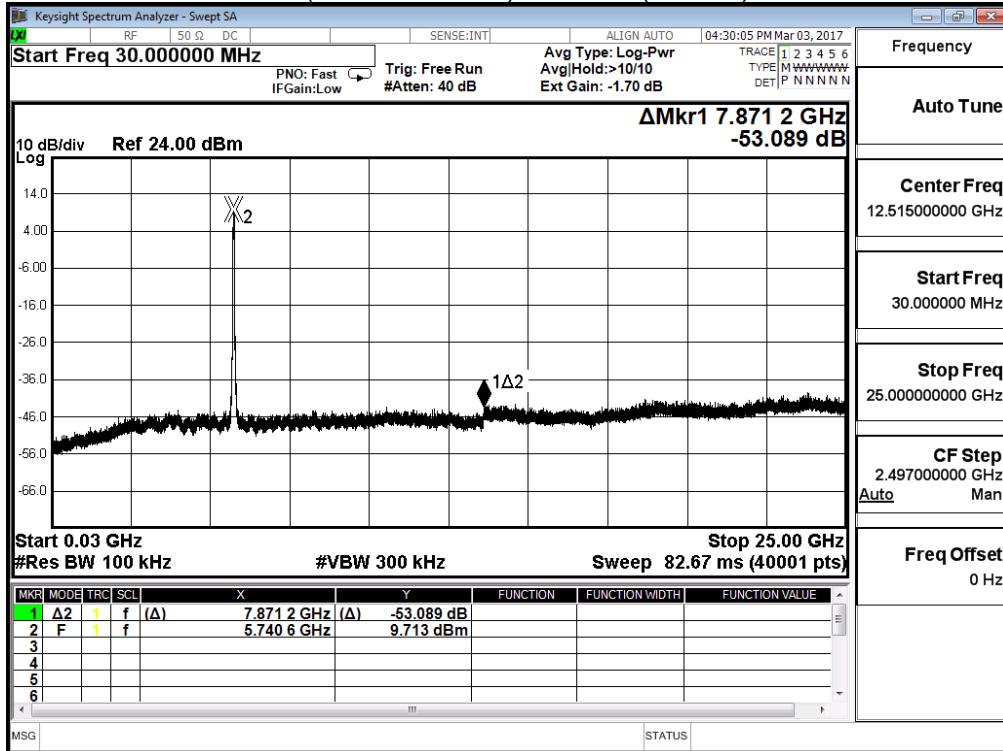
5785MHz (30MHz-25GHz) -802.11n(20MHz)-ANT 3



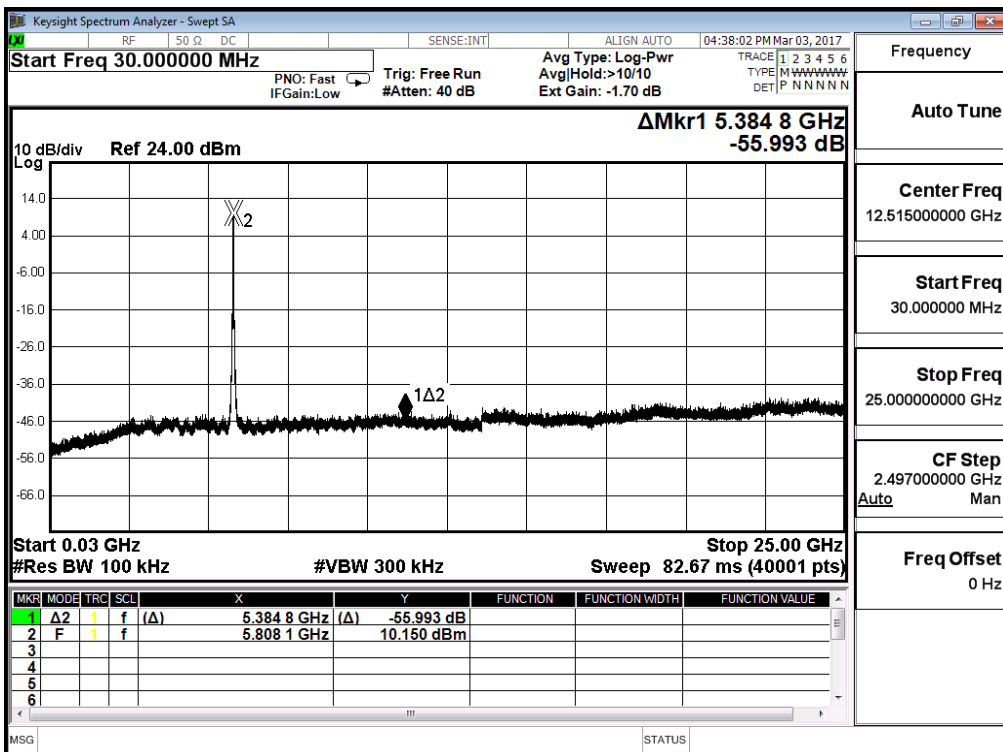
5825MHz (30MHz-25GHz) -802.11n(20MHz)-ANT 3



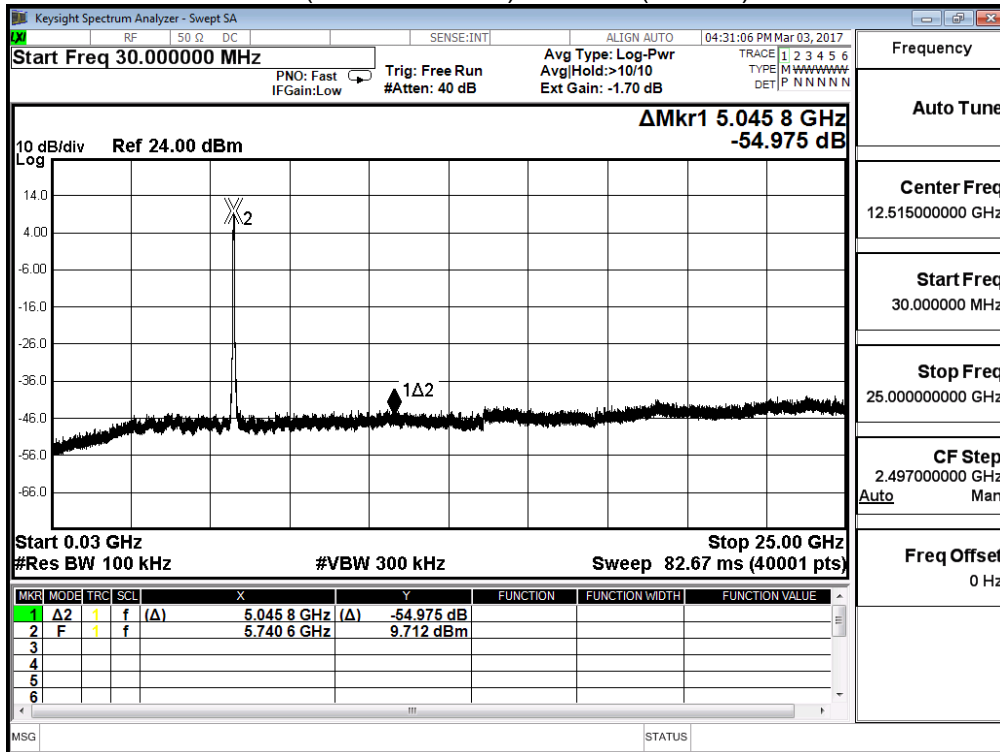
5755MHz (30MHz-25GHz)- 802.11n(40MHz)-ANTO



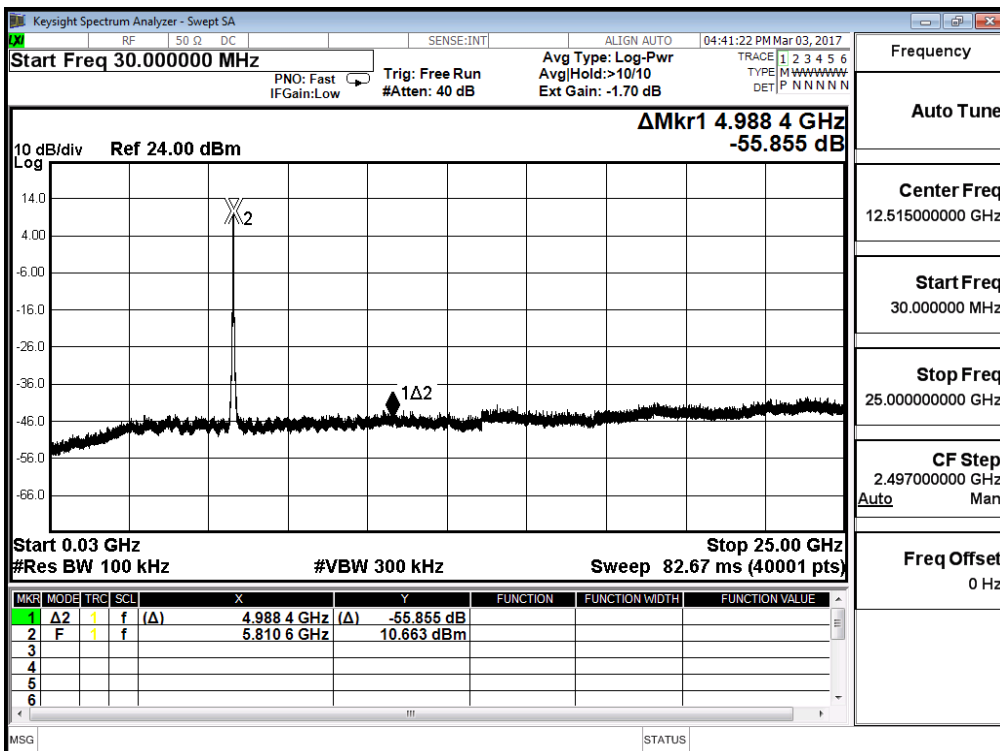
5795MHz (30MHz-25GHz) -802.11n(40MHz)-ANTO



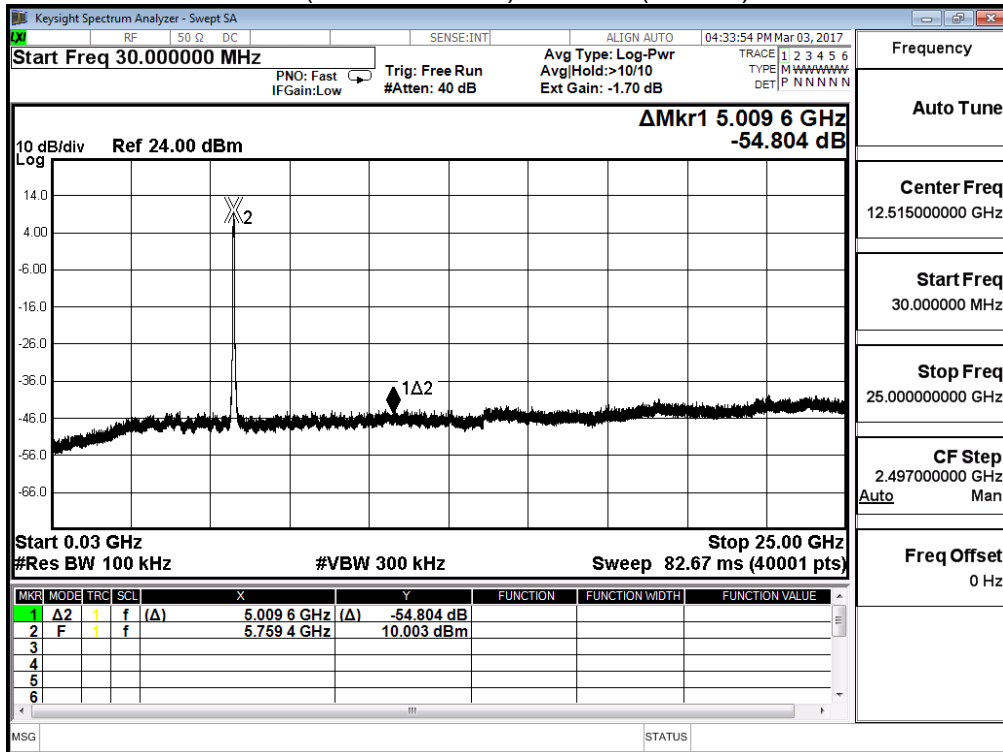
5755MHz (30MHz-25GHz)- 802.11n(40MHz)-ANT1



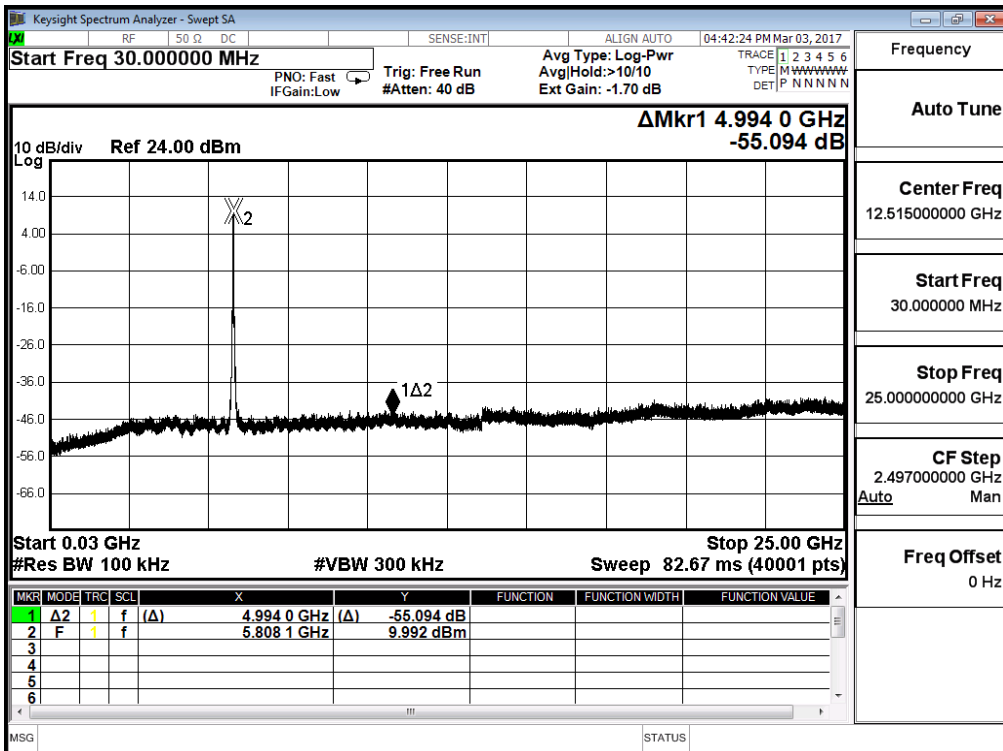
5795MHz (30MHz-25GHz) -802.11n(40MHz)-ANT1



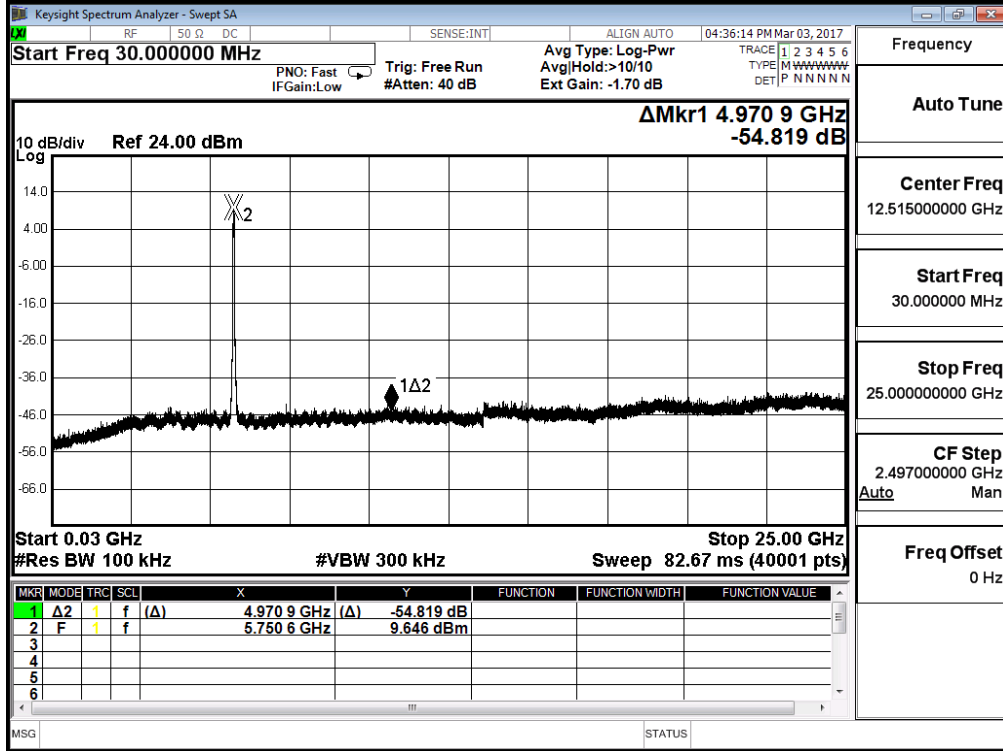
5755MHz (30MHz-25GHz)- 802.11n(40MHz)-ANT2



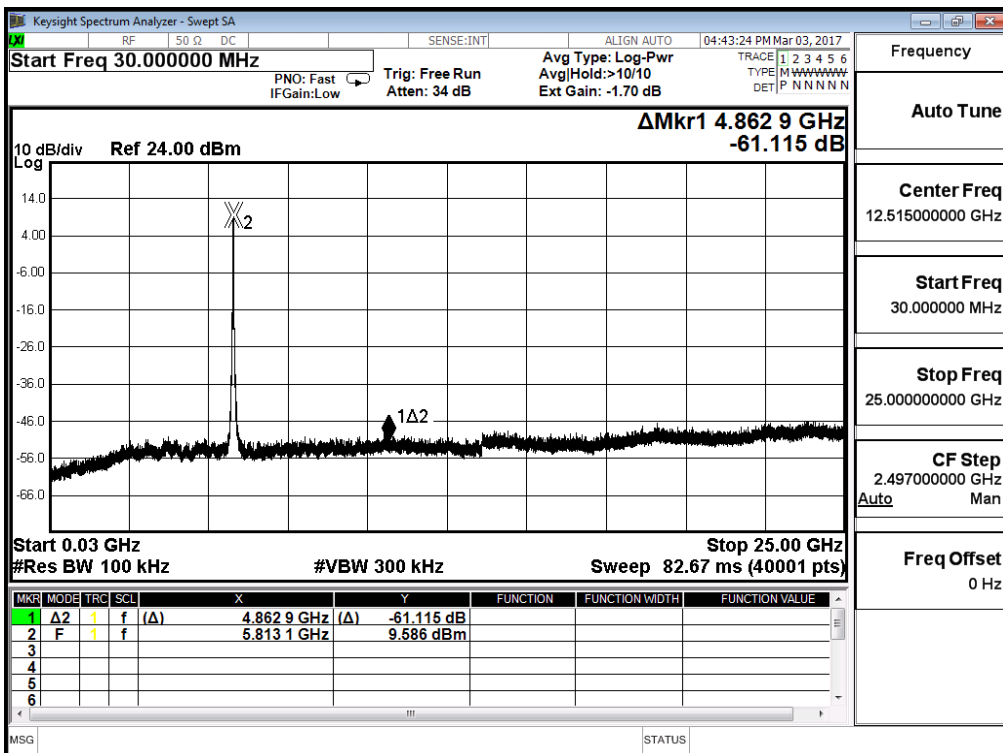
5795MHz (30MHz-25GHz) -802.11n(40MHz)-ANT2



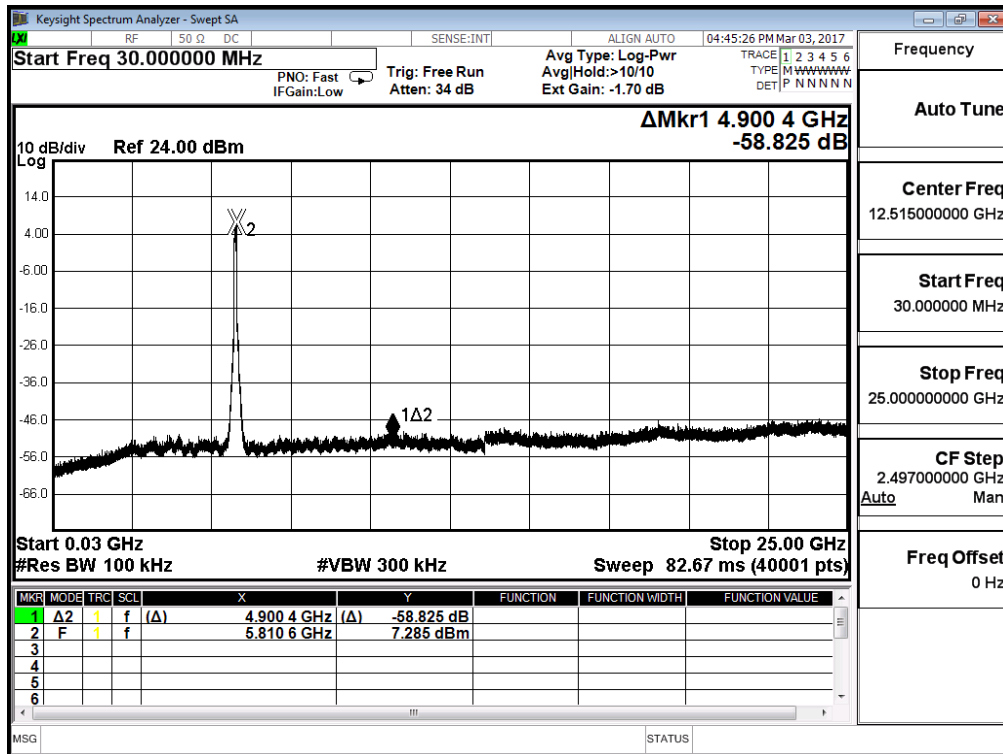
5755MHz (30MHz-25GHz)- 802.11n(40MHz)-ANT3



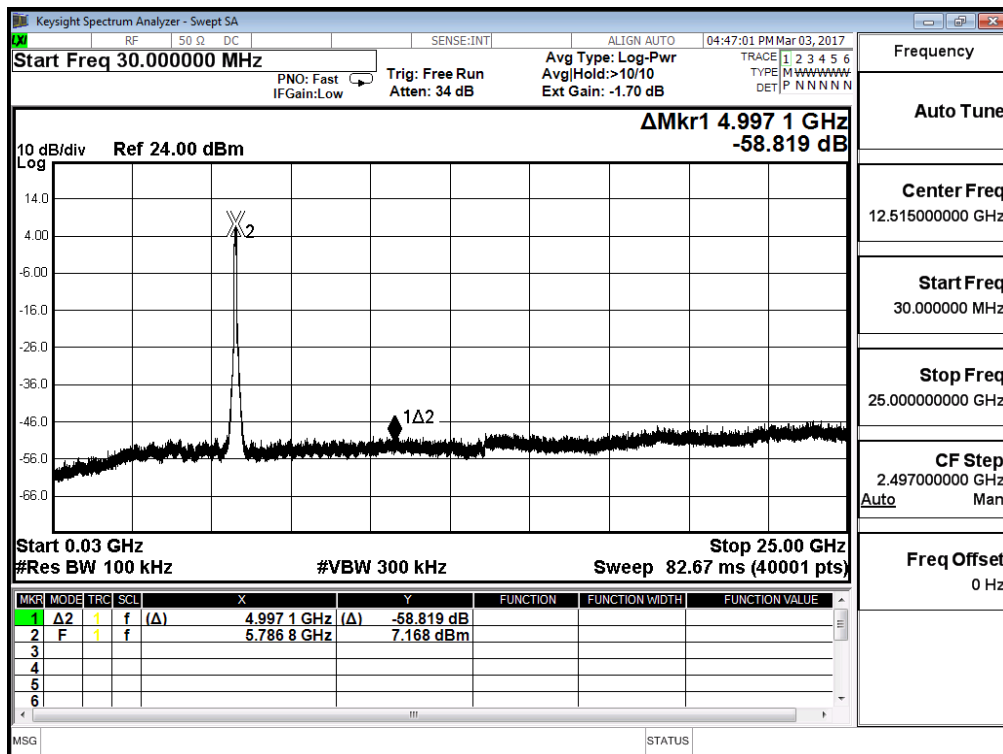
5795MHz (30MHz-25GHz) -802.11n(40MHz)-ANT3



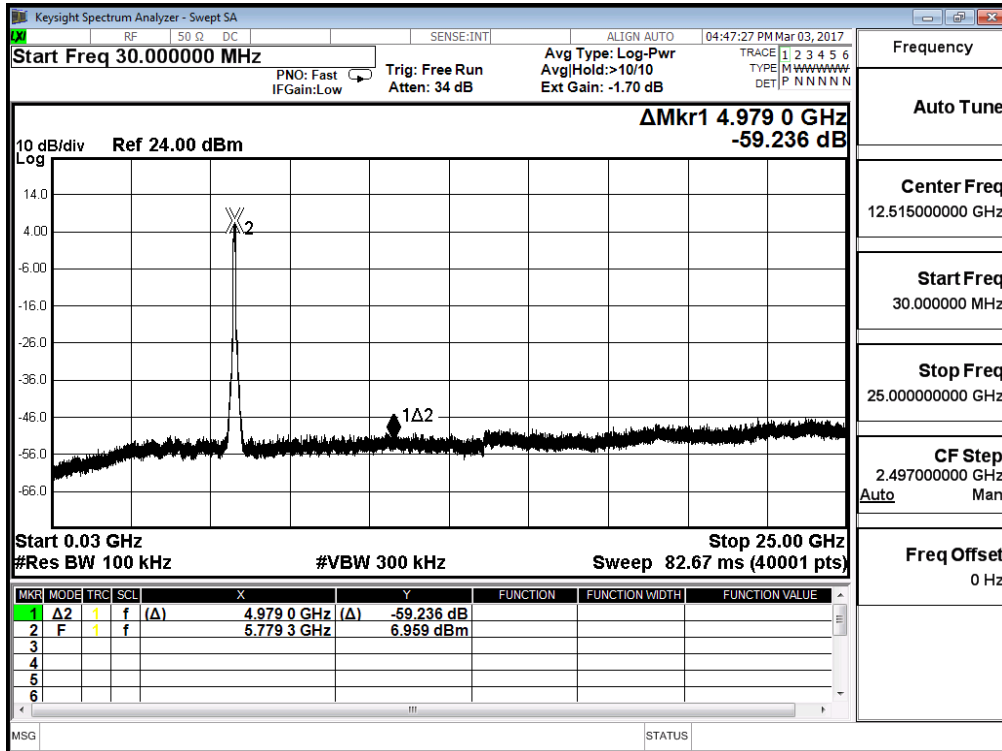
5775MHz (30MHz-25GHz) -802.11ac (80MHz)-ANT0



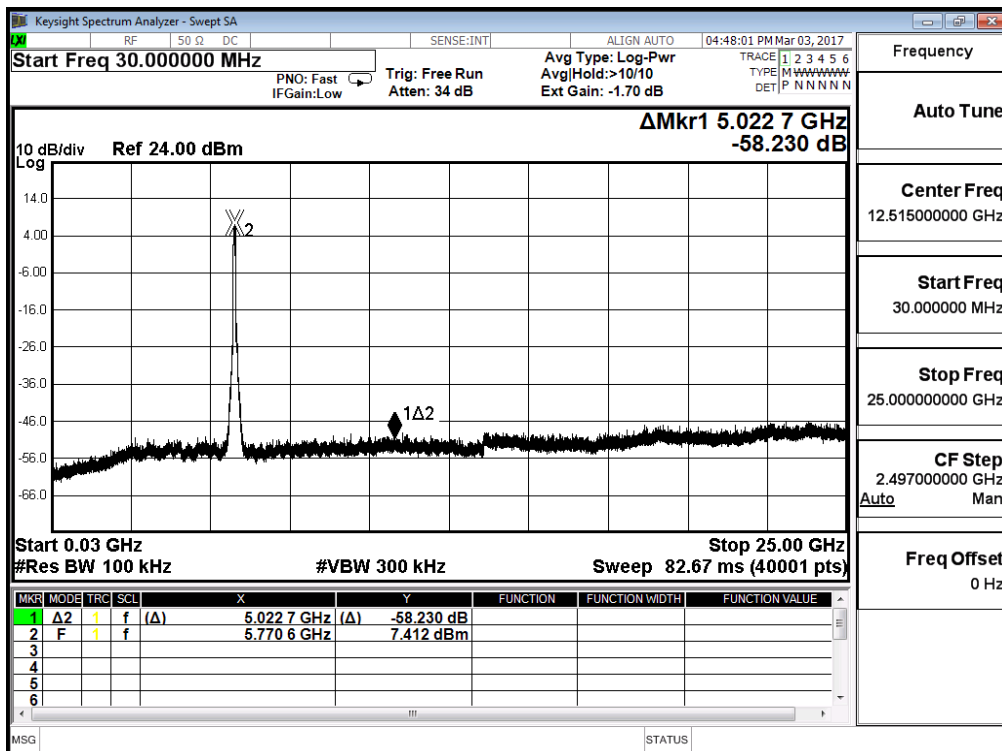
5775MHz (30MHz-25GHz) -802.11ac (80MHz)-ANT1



5775MHz (30MHz-25GHz) -802.11ac (80MHz)-ANT2



5775MHz (30MHz-25GHz) -802.11ac (80MHz)-ANT3



9. Frequency Stability

9.1. Test Equipment

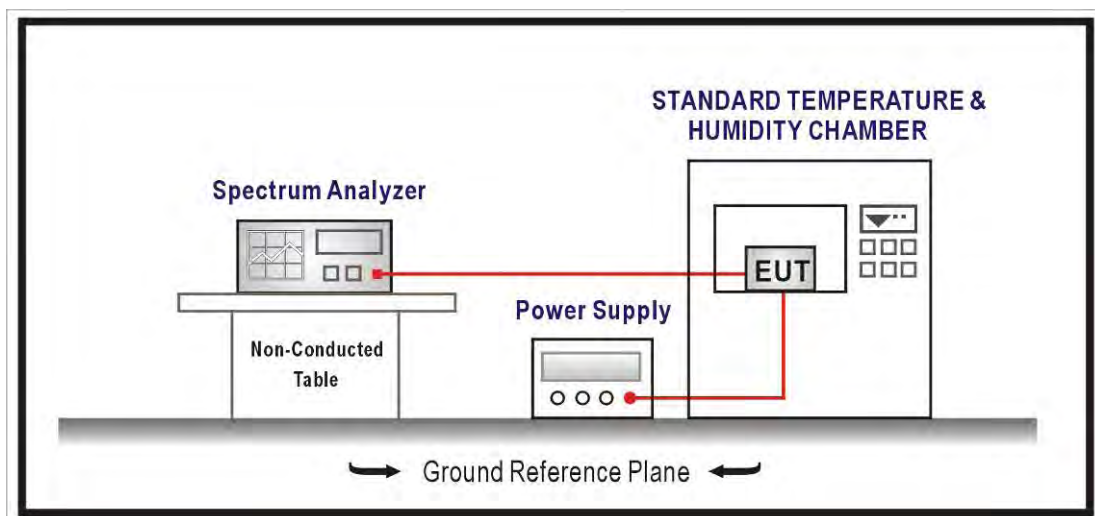
The following test equipments are used during the radiated emission tests:

Frequency Stability / SR10-H

Instrument	Manufacturer	Model No.	Serial No	Next Cal. Date
Temperature & Humidity Chamber	WIT	TH-1S-B	1082101	2018/02/08
Signal & Spectrum Analyzer	R&S	FSV40	101049	2018/01/22

Note: All equipments that need to calibrate are with calibration period of 1 year.

9.2. Test Setup



9.3. Limits

Manufacturers of all devices are responsible for ensuring frequency stability such that an emission is maintained within the band of operation under all conditions of normal operation as specified

9.4. Test Procedure

The EUT was setup to ANSI C63.10: 2013; tested to U-NII test procedure of 789033 D02 V01R02 for compliance to FCC 47CFR Subpart E requirements.

9.5. Uncertainty

The measurement uncertainty is defined as ± 150 Hz

9.6. Test Result

Product	Wireless-AC2900 Dual Band Gigabit Router		
Test Item	Frequency Stability		
Test Mode	Mode 1: Tx_AD P: AD890326010-2LF_ CDD Mode (802.11 a)		
Date of Test	2017/03/12	Test Site	SR10-H

802.11a - 5180MHz

Temperature Interval (oC)	AC Voltage (V)	Frequency (MHz)	Deviation (ppm)	Result
-20	120	5180.0259	5.0044	Pass
-10		5180.0124	2.3966	Pass
0		5179.9768	-4.4754	Pass
10		5179.9874	-2.4294	Pass
20		5179.9961	-0.7571	Pass
30		5179.9628	-7.1751	Pass
40		5179.9904	-1.8446	Pass
50		5179.9571	-8.2747	Pass

Temperature Interval (oC)	AC Voltage (V)	Frequency (MHz)	Deviation (ppm)	Result
25	102	5179.9930	-1.3479	Pass
	120	5179.9983	-0.3272	Pass
	138	5179.9954	-0.8835	Pass

Product	Wireless-AC2900 Dual Band Gigabit Router		
Test Item	Frequency Stability		
Test Mode	Mode 1: Tx_AD P: AD890326010-2LF_ CDD Mode (802.11 a)		
Date of Test	2017/03/12	Test Site	SR10-H

802.11a - 5240MHz

Temperature Interval (oC)	AC Voltage (V)	Frequency (MHz)	Deviation (ppm)	Result
-20	120	5240.0117	2.2399	Pass
-10		5240.0036	0.6831	Pass
0		5239.9784	-4.1131	Pass
10		5239.9983	-0.3259	Pass
20		5239.9828	-3.2832	Pass
30		5239.9798	-3.8613	Pass
40		5239.9597	-7.6955	Pass
50		5239.9641	-6.8494	Pass

Temperature Interval (oC)	AC Voltage (V)	Frequency (MHz)	Deviation (ppm)	Result
25	102	5239.9989	-0.2064	Pass
	120	5239.9979	-0.3998	Pass
	138	5240.0042	0.7963	Pass

Product	Wireless-AC2900 Dual Band Gigabit Router		
Test Item	Frequency Stability		
Test Mode	Mode 2: Tx_AD P: AD890326010-2LF_ MIMO Mode (802.11 n20/40)		
Date of Test	2017/03/12	Test Site	SR10-H

802.11n_20M - 5180MHz

Temperature Interval (oC)	AC Voltage (V)	Frequency (MHz)	Deviation (ppm)	Result
-20	120	5180.0012	0.2247	Pass
-10		5180.0199	3.8325	Pass
0		5179.9818	-3.5192	Pass
10		5179.9784	-4.1741	Pass
20		5179.9771	-4.4275	Pass
30		5179.9991	-0.1753	Pass
40		5179.9639	-6.9744	Pass
50		5179.9722	-5.3616	Pass

Temperature Interval (oC)	AC Voltage (V)	Frequency (MHz)	Deviation (ppm)	Result
25	102	5180.0016	0.3168	Pass
	120	5179.9873	-2.4521	Pass
	138	5180.0062	1.1896	Pass

Product	Wireless-AC2900 Dual Band Gigabit Router		
Test Item	Frequency Stability		
Test Mode	Mode 2: Tx_AD P: AD890326010-2LF_ MIMO Mode (802.11 n20/40)		
Date of Test	2017/03/12	Test Site	SR10-H

802.11n_20M - 5240MHz

Temperature Interval (oC)	AC Voltage (V)	Frequency (MHz)	Deviation (ppm)	Result
-20	120	5240.0040	0.7652	Pass
-10		5240.0197	3.7657	Pass
0		5239.9855	-2.7600	Pass
10		5239.9852	-2.8335	Pass
20		5239.9920	-1.5173	Pass
30		5239.9558	-8.4277	Pass
40		5239.9574	-8.1220	Pass
50		5239.9896	-1.9781	Pass

Temperature Interval (oC)	AC Voltage (V)	Frequency (MHz)	Deviation (ppm)	Result
25	102	5239.9962	-0.7336	Pass
	120	5239.9872	-2.4407	Pass
	138	5240.0038	0.7157	Pass

Product	Wireless-AC2900 Dual Band Gigabit Router		
Test Item	Frequency Stability		
Test Mode	Mode 2: Tx_AD P: AD890326010-2LF_ MIMO Mode (802.11 n20/40)		
Date of Test	2017/03/12	Test Site	SR10-H

802.11n_40M - 5190MHz

Temperature Interval (oC)	AC Voltage (V)	Frequency (MHz)	Deviation (ppm)	Result
-20	120	5190.0153	2.9466	Pass
-10		5190.0016	0.3036	Pass
0		5189.9974	-0.5042	Pass
10		5189.9608	-7.5456	Pass
20		5189.9791	-4.0330	Pass
30		5189.9720	-5.3910	Pass
40		5189.9801	-3.8352	Pass
50		5189.9786	-4.1284	Pass

Temperature Interval (oC)	AC Voltage (V)	Frequency (MHz)	Deviation (ppm)	Result
25	102	5189.9947	-1.0126	Pass
	120	5189.9918	-1.5729	Pass
	138	5190.0015	0.2880	Pass

Product	Wireless-AC2900 Dual Band Gigabit Router		
Test Item	Frequency Stability		
Test Mode	Mode 2: Tx_AD P: AD890326010-2LF_ MIMO Mode (802.11 n20/40)		
Date of Test	2017/03/12	Test Site	SR10-H

802.11n_40M - 5230MHz

Temperature Interval (oC)	AC Voltage (V)	Frequency (MHz)	Deviation (ppm)	Result
-20	120	5230.0092	1.7621	Pass
-10		5230.0162	3.0937	Pass
0		5229.9891	-2.0915	Pass
10		5229.9919	-1.5525	Pass
20		5229.9697	-5.7861	Pass
30		5229.9763	-4.5239	Pass
40		5229.9899	-1.9362	Pass
50		5229.9820	-3.4373	Pass

Temperature Interval (oC)	AC Voltage (V)	Frequency (MHz)	Deviation (ppm)	Result
25	102	5229.9978	-0.4207	Pass
	120	5229.9985	-0.2904	Pass
	138	5230.0006	0.1061	Pass

Product	Wireless-AC2900 Dual Band Gigabit Router		
Test Item	Frequency Stability		
Test Mode	Mode 2: Tx_AD P: AD890326010-2LF_ MIMO Mode (802.11 n20/40)		
Date of Test	2017/03/12	Test Site	SR10-H

802.11ac_80M-5210MHz

Temperature Interval (oC)	AC Voltage (V)	Frequency (MHz)	Deviation (ppm)	Result
-20	120	5210.0174	3.3473	Pass
-10		5210.0021	0.3982	Pass
0		5209.9708	-5.6013	Pass
10		5209.9873	-2.4294	Pass
20		5209.9935	-1.2461	Pass
30		5209.9944	-1.0709	Pass
40		5209.9955	-0.8717	Pass
50		5209.9914	-1.6446	Pass

Temperature Interval (oC)	AC Voltage (V)	Frequency (MHz)	Deviation (ppm)	Result
25	102	5209.9957	-0.8314	Pass
	120	5209.9830	-3.2553	Pass
	138	5210.0022	0.4266	Pass

Product	Wireless-AC2900 Dual Band Gigabit Router		
Test Item	Frequency Stability		
Test Mode	Mode 1: Tx_AD P: AD890326010-2LF_ CDD Mode (802.11 a)		
Date of Test	2017/06/12	Test Site	SR10-H

802.11a - 5260MHz

Temperature Interval (oC)	AC Voltage (V)	Frequency (MHz)	Deviation (ppm)	Result
-20	120	5260.0241	4.5768	Pass
-10		5260.0125	2.3685	Pass
0		5259.9868	-2.5150	Pass
10		5259.9814	-3.5313	Pass
20		5259.9568	-8.2121	Pass
30		5259.9987	-0.2501	Pass
40		5259.9489	-9.7149	Pass
50		5259.9461	-10.2414	Pass

Temperature Interval (oC)	AC Voltage (V)	Frequency (MHz)	Deviation (ppm)	Result
25	102	5259.9986	-0.2741	Pass
	120	5259.9874	-2.4040	Pass
	138	5260.0088	1.6700	Pass

Product	Wireless-AC2900 Dual Band Gigabit Router		
Test Item	Frequency Stability		
Test Mode	Mode 1: Tx_AD P: AD890326010-2LF_ CDD Mode (802.11 a)		
Date of Test	2017/06/12	Test Site	SR10-H

802.11a - 5320MHz

Temperature Interval (oC)	AC Voltage (V)	Frequency (MHz)	Deviation (ppm)	Result
-20	120	5320.0009	0.1746	Pass
-10		5320.0145	2.7294	Pass
0		5319.9724	-5.1850	Pass
10		5319.9824	-3.3035	Pass
20		5319.9907	-1.7567	Pass
30		5319.9591	-7.6837	Pass
40		5319.9651	-6.5539	Pass
50		5319.9741	-4.8721	Pass

Temperature Interval (oC)	AC Voltage (V)	Frequency (MHz)	Deviation (ppm)	Result
25	102	5319.9995	-0.1017	Pass
	120	5319.9913	-1.6344	Pass
	138	5319.9935	-1.2211	Pass

Product	Wireless-AC2900 Dual Band Gigabit Router		
Test Item	Frequency Stability		
Test Mode	Mode 2: Tx_AD P: AD890326010-2LF_ MIMO Mode (802.11 n20/40)		
Date of Test	2017/06/12	Test Site	SR10-H

802.11n_20M - 5260MHz

Temperature Interval (oC)	AC Voltage (V)	Frequency (MHz)	Deviation (ppm)	Result
-20	120	5260.0134	2.5534	Pass
-10		5260.0027	0.5170	Pass
0		5259.9743	-4.8811	Pass
10		5259.9788	-4.0293	Pass
20		5259.9974	-0.4912	Pass
30		5259.9748	-4.7909	Pass
40		5259.9997	-0.0589	Pass
50		5259.9697	-5.7627	Pass

Temperature Interval (oC)	AC Voltage (V)	Frequency (MHz)	Deviation (ppm)	Result
25	102	5260.0047	0.8845	Pass
	120	5259.9982	-0.3491	Pass
	138	5259.9959	-0.7823	Pass

Product	Wireless-AC2900 Dual Band Gigabit Router		
Test Item	Frequency Stability		
Test Mode	Mode 2: Tx_AD P: AD890326010-2LF_ MIMO Mode (802.11 n20/40)		
Date of Test	2017/06/12	Test Site	SR10-H

802.11n_20M - 5320MHz

Temperature Interval (oC)	AC Voltage (V)	Frequency (MHz)	Deviation (ppm)	Result
-20	120	5320.0175	3.2873	Pass
-10		5320.0087	1.6409	Pass
0		5319.9790	-3.9461	Pass
10		5319.9855	-2.7338	Pass
20		5319.9591	-7.6880	Pass
30		5319.9810	-3.5672	Pass
40		5319.9810	-3.5626	Pass
50		5319.9861	-2.6107	Pass

Temperature Interval (oC)	AC Voltage (V)	Frequency (MHz)	Deviation (ppm)	Result
25	102	5319.9914	-1.6072	Pass
	120	5319.9970	-0.5582	Pass
	138	5319.9986	-0.2722	Pass

Product	Wireless-AC2900 Dual Band Gigabit Router		
Test Item	Frequency Stability		
Test Mode	Mode 2: Tx_AD P: AD890326010-2LF_ MIMO Mode (802.11 n20/40)		
Date of Test	2017/06/12	Test Site	SR10-H

802.11n_40M - 5270MHz

Temperature Interval (oC)	AC Voltage (V)	Frequency (MHz)	Deviation (ppm)	Result
-20	120	5270.0165	3.1359	Pass
-10		5270.0008	0.1533	Pass
0		5269.9880	-2.2778	Pass
10		5269.9982	-0.3439	Pass
20		5269.9639	-6.8527	Pass
30		5269.9733	-5.0752	Pass
40		5269.9507	-9.3628	Pass
50		5269.9341	-12.5066	Pass

Temperature Interval (oC)	AC Voltage (V)	Frequency (MHz)	Deviation (ppm)	Result
25	102	5269.9967	-0.6245	Pass
	120	5270.0026	0.4866	Pass
	138	5269.9970	-0.5679	Pass

Product	Wireless-AC2900 Dual Band Gigabit Router		
Test Item	Frequency Stability		
Test Mode	Mode 2: Tx_AD P: AD890326010-2LF_ MIMO Mode (802.11 n20/40)		
Date of Test	2017/06/12	Test Site	SR10-H

802.11n_40M - 5310MHz

Temperature Interval (oC)	AC Voltage (V)	Frequency (MHz)	Deviation (ppm)	Result
-20	120	5310.0211	3.9776	Pass
-10		5310.0150	2.8280	Pass
0		5309.9797	-3.8262	Pass
10		5309.9892	-2.0333	Pass
20		5309.9994	-0.1055	Pass
30		5309.9671	-6.1970	Pass
40		5309.9568	-8.1410	Pass
50		5309.9974	-0.4955	Pass

Temperature Interval (oC)	AC Voltage (V)	Frequency (MHz)	Deviation (ppm)	Result
25	102	5310.0066	1.2433	Pass
	120	5310.0014	0.2728	Pass
	138	5309.9993	-0.1328	Pass

Product	Wireless-AC2900 Dual Band Gigabit Router		
Test Item	Frequency Stability		
Test Mode	Mode 2: Tx_AD P: AD890326010-2LF_ MIMO Mode (802.11 n20/40)		
Date of Test	2017/06/12	Test Site	SR10-H

802.11ac_80M-5290MHz

Temperature Interval (oC)	AC Voltage (V)	Frequency (MHz)	Deviation (ppm)	Result
-20	120	5290.0007	0.1328	Pass
-10		5290.0030	0.5684	Pass
0		5289.9767	-4.3981	Pass
10		5289.9702	-5.6251	Pass
20		5289.9858	-2.6764	Pass
30		5289.9641	-6.7795	Pass
40		5289.9638	-6.8440	Pass
50		5289.9472	-9.9786	Pass

Temperature Interval (oC)	AC Voltage (V)	Frequency (MHz)	Deviation (ppm)	Result
25	102	5289.9992	-0.1450	Pass
	120	5289.9932	-1.2926	Pass
	138	5290.0011	0.2036	Pass

Product	Wireless-AC2900 Dual Band Gigabit Router		
Test Item	Frequency Stability		
Test Mode	Mode 1: Tx_ADP: AD890326010-2LF_CDD Mode (802.11 a)		
Date of Test	2017/06/12	Test Site	SR10-H

802.11a - 5500MHz

Temperature Interval (oC)	AC Voltage (V)	Frequency (MHz)	Deviation (ppm)	Result
-20	120	5500.0282	5.1319	Pass
-10		5500.0152	2.7637	Pass
0		5499.9847	-2.7819	Pass
10		5499.9982	-0.3221	Pass
20		5499.9576	-7.7122	Pass
30		5499.9973	-0.4842	Pass
40		5499.9922	-1.4248	Pass
50		5499.9832	-3.0483	Pass

Temperature Interval (oC)	AC Voltage (V)	Frequency (MHz)	Deviation (ppm)	Result
25	102	5499.9996	-0.0691	Pass
	120	5499.9817	-3.3290	Pass
	138	5499.9934	-1.2033	Pass

Product	Wireless-AC2900 Dual Band Gigabit Router		
Test Item	Frequency Stability		
Test Mode	Mode 1: Tx_AD P: AD890326010-2LF_ CDD Mode (802.11 a)		
Date of Test	2017/06/12	Test Site	SR10-H

802.11a - 5700MHz

Temperature Interval (oC)	AC Voltage (V)	Frequency (MHz)	Deviation (ppm)	Result
-20	120	5700.0042	0.7433	Pass
-10		5700.0129	2.2606	Pass
0		5699.9849	-2.6469	Pass
10		5699.9903	-1.6955	Pass
20		5699.9548	-7.9275	Pass
30		5699.9524	-8.3513	Pass
40		5699.9623	-6.6064	Pass
50		5699.9793	-3.6298	Pass

Temperature Interval (oC)	AC Voltage (V)	Frequency (MHz)	Deviation (ppm)	Result
25	102	5700.0009	0.1621	Pass
	120	5699.9929	-1.2411	Pass
	138	5700.0042	0.7327	Pass

Product	Wireless-AC2900 Dual Band Gigabit Router		
Test Item	Frequency Stability		
Test Mode	Mode 2: Tx_AD P: AD890326010-2LF_ MIMO Mode (802.11 n20/40)		
Date of Test	2017/06/12	Test Site	SR10-H

802.11n_20M - 5500MHz

Temperature Interval (oC)	AC Voltage (V)	Frequency (MHz)	Deviation (ppm)	Result
-20	120	5500.0075	1.3647	Pass
-10		5500.0178	3.2337	Pass
0		5499.9873	-2.3082	Pass
10		5499.9858	-2.5879	Pass
20		5499.9685	-5.7191	Pass
30		5499.9854	-2.6628	Pass
40		5499.9803	-3.5890	Pass
50		5499.9613	-7.0417	Pass

Temperature Interval (oC)	AC Voltage (V)	Frequency (MHz)	Deviation (ppm)	Result
25	102	5500.0065	1.1899	Pass
	120	5500.0059	1.0804	Pass
	138	5500.0059	1.0657	Pass

Product	Wireless-AC2900 Dual Band Gigabit Router		
Test Item	Frequency Stability		
Test Mode	Mode 2: Tx_AD P: AD890326010-2LF_ MIMO Mode (802.11 n20/40)		
Date of Test	2017/06/12	Test Site	SR10-H

802.11n_20M - 5700MHz

Temperature Interval (oC)	AC Voltage (V)	Frequency (MHz)	Deviation (ppm)	Result
-20	120	5700.0087	1.5203	Pass
-10		5700.0131	2.2946	Pass
0		5699.9770	-4.0336	Pass
10		5699.9993	-0.1303	Pass
20		5699.9880	-2.0976	Pass
30		5699.9515	-8.5032	Pass
40		5699.9648	-6.1688	Pass
50		5699.9435	-9.9089	Pass

Temperature Interval (oC)	AC Voltage (V)	Frequency (MHz)	Deviation (ppm)	Result
25	102	5699.9914	-1.5012	Pass
	120	5699.9914	-1.5042	Pass
	138	5700.0029	0.5168	Pass

Product	Wireless-AC2900 Dual Band Gigabit Router		
Test Item	Frequency Stability		
Test Mode	Mode 2: Tx_AD P: AD890326010-2LF_ MIMO Mode (802.11 n20/40)		
Date of Test	2017/06/12	Test Site	SR10-H

802.11n_40M - 5510MHz

Temperature Interval (oC)	AC Voltage (V)	Frequency (MHz)	Deviation (ppm)	Result
-20	120	5510.0057	1.0391	Pass
-10		5510.0007	0.1271	Pass
0		5509.9960	-0.7231	Pass
10		5509.9950	-0.9048	Pass
20		5509.9601	-7.2410	Pass
30		5509.9651	-6.3316	Pass
40		5509.9628	-6.7602	Pass
50		5509.9683	-5.7485	Pass

Temperature Interval (oC)	AC Voltage (V)	Frequency (MHz)	Deviation (ppm)	Result
25	102	5509.9961	-0.7031	Pass
	120	5509.9997	-0.0561	Pass
	138	5509.9935	-1.1865	Pass

Product	Wireless-AC2900 Dual Band Gigabit Router		
Test Item	Frequency Stability		
Test Mode	Mode 2: Tx_AD P: AD890326010-2LF_ MIMO Mode (802.11 n20/40)		
Date of Test	2017/06/12	Test Site	SR10-H

802.11n_40M - 5670MHz

Temperature Interval (oC)	AC Voltage (V)	Frequency (MHz)	Deviation (ppm)	Result
-20	120	5670.0080	1.4191	Pass
-10		5670.0074	1.2966	Pass
0		5669.9732	-4.7239	Pass
10		5669.9949	-0.9072	Pass
20		5669.9865	-2.3804	Pass
30		5669.9630	-6.5217	Pass
40		5669.9769	-4.0785	Pass
50		5669.9692	-5.4390	Pass

Temperature Interval (oC)	AC Voltage (V)	Frequency (MHz)	Deviation (ppm)	Result
25	102	5670.0032	0.5586	Pass
	120	5669.9984	-0.2812	Pass
	138	5669.9996	-0.0736	Pass

Product	Wireless-AC2900 Dual Band Gigabit Router		
Test Item	Frequency Stability		
Test Mode	Mode 2: Tx_AD P: AD890326010-2LF_ MIMO Mode (802.11 n20/40)		
Date of Test	2017/06/12	Test Site	SR10-H

802.11ac_80M-5530MHz

Temperature Interval (oC)	AC Voltage (V)	Frequency (MHz)	Deviation (ppm)	Result
-20	120	5530.0142	2.5611	Pass
-10		5530.0174	3.1472	Pass
0		5529.9923	-1.3902	Pass
10		5529.9637	-6.5661	Pass
20		5529.9661	-6.1242	Pass
30		5529.9582	-7.5537	Pass
40		5529.9603	-7.1820	Pass
50		5529.9657	-6.2046	Pass

Temperature Interval (oC)	AC Voltage (V)	Frequency (MHz)	Deviation (ppm)	Result
25	102	5529.9961	-0.6963	Pass
	120	5529.9906	-1.6917	Pass
	138	5529.9941	-1.0751	Pass

Product	Wireless-AC2900 Dual Band Gigabit Router		
Test Item	Frequency Stability		
Test Mode	Mode 1: Tx_ADP: AD890326010-2LF_CDD Mode (802.11 a)		
Date of Test	2017/06/12	Test Site	SR10-H

802.11a - 5610MHz

Temperature Interval (°C)	AC Voltage (V)	Frequency (MHz)	Deviation (ppm)	Result
-20	120	5610.0222	3.9547	Pass
-10		5610.0116	2.0626	Pass
0		5609.9721	-4.9665	Pass
10		5609.9834	-2.9569	Pass
20		5609.9968	-0.5761	Pass
30		5609.9736	-4.7111	Pass
40		5609.9455	-9.7135	Pass
50		5609.9556	-7.9166	Pass

Temperature Interval (°C)	AC Voltage (V)	Frequency (MHz)	Deviation (ppm)	Result
25	102	5609.9955	-0.7982	Pass
	120	5609.9976	-0.4251	Pass
	138	5609.9993	-0.1332	Pass

Product	Wireless-AC2900 Dual Band Gigabit Router		
Test Item	Frequency Stability		
Test Mode	Mode 1: Tx_AD P: AD890326010-2LF_ CDD Mode (802.11 a)		
Date of Test	2017/03/12	Test Site	SR10-H

802.11a - 5745MHz

Temperature Interval (°C)	AC Voltage (V)	Frequency (MHz)	Deviation (ppm)	Result
-20	120	5745.0178	3.0931	Pass
-10		5745.0183	3.1775	Pass
0		5744.9939	-1.0680	Pass
10		5744.9756	-4.2415	Pass
20		5744.9976	-0.4252	Pass
30		5744.9954	-0.7954	Pass
40		5744.9739	-4.5391	Pass
50		5744.9725	-4.7870	Pass

Temperature Interval (°C)	AC Voltage (V)	Frequency (MHz)	Deviation (ppm)	Result
25	102	5745.0082	1.4238	Pass
	120	5744.9839	-2.8003	Pass
	138	5745.0002	0.0434	Pass

Product	Wireless-AC2900 Dual Band Gigabit Router		
Test Item	Frequency Stability		
Test Mode	Mode 1: Tx_ADP: AD890326010-2LF_CDD Mode (802.11 a)		
Date of Test	2017/03/12	Test Site	SR10-H

802.11a - 5825MHz

Temperature Interval (°C)	AC Voltage (V)	Frequency (MHz)	Deviation (ppm)	Result
-20	120	5825.0167	2.8698	Pass
-10		5825.0153	2.6273	Pass
0		5824.9893	-1.8289	Pass
10		5824.9995	-0.0935	Pass
20		5824.9996	-0.0629	Pass
30		5824.9630	-6.3439	Pass
40		5824.9710	-4.9729	Pass
50		5824.9706	-5.0536	Pass

Temperature Interval (°C)	AC Voltage (V)	Frequency (MHz)	Deviation (ppm)	Result
25	102	5824.9994	-0.1079	Pass
	120	5825.0017	0.2931	Pass
	138	5825.0062	1.0596	Pass

Product	Wireless-AC2900 Dual Band Gigabit Router		
Test Item	Frequency Stability		
Test Mode	Mode 2: Tx_ADP: AD890326010-2LF_ MIMO Mode (802.11 n20/40)		
Date of Test	2017/03/12	Test Site	SR10-H

802.11n_20M - 5745MHz

Temperature Interval (°C)	AC Voltage (V)	Frequency (MHz)	Deviation (ppm)	Result
-20	120	5745.0166	2.8880	Pass
-10		5745.0043	0.7430	Pass
0		5744.9776	-3.9036	Pass
10		5744.9776	-3.8952	Pass
20		5744.9561	-7.6439	Pass
30		5744.9976	-0.4214	Pass
40		5744.9630	-6.4358	Pass
50		5744.9620	-6.6154	Pass

Temperature Interval (°C)	AC Voltage (V)	Frequency (MHz)	Deviation (ppm)	Result
25	102	5745.0061	1.0559	Pass
	120	5744.9917	-1.4396	Pass
	138	5744.9965	-0.6148	Pass

Product	Wireless-AC2900 Dual Band Gigabit Router		
Test Item	Frequency Stability		
Test Mode	Mode 2: Tx_AD P: AD890326010-2LF_ MIMO Mode (802.11 n20/40)		
Date of Test	2017/03/12	Test Site	SR10-H

802.11n_20M - 5825MHz

Temperature Interval (°C)	AC Voltage (V)	Frequency (MHz)	Deviation (ppm)	Result
-20	120	5825.0097	1.6687	Pass
-10		5825.0026	0.4515	Pass
0		5824.9709	-4.9964	Pass
10		5824.9674	-5.5965	Pass
20		5824.9661	-5.8160	Pass
30		5824.9589	-7.0537	Pass
40		5824.9616	-6.6000	Pass
50		5824.9598	-6.8927	Pass

Temperature Interval (°C)	AC Voltage (V)	Frequency (MHz)	Deviation (ppm)	Result
25	102	5824.9960	-0.6843	Pass
	120	5824.9957	-0.7369	Pass
	138	5825.0048	0.8214	Pass

Product	Wireless-AC2900 Dual Band Gigabit Router		
Test Item	Frequency Stability		
Test Mode	Mode 2: Tx_ADP: AD890326010-2LF_ MIMO Mode (802.11 n20/40)		
Date of Test	2017/03/12	Test Site	SR10-H

802.11n_40M - 5755MHz

Temperature Interval (°C)	AC Voltage (V)	Frequency (MHz)	Deviation (ppm)	Result
-20	120	5190.0153	2.9466	Pass
-10		5190.0016	0.3036	Pass
0		5189.9974	-0.5042	Pass
10		5189.9608	-7.5456	Pass
20		5189.9791	-4.0330	Pass
30		5189.9720	-5.3910	Pass
40		5189.9801	-3.8352	Pass
50		5189.9786	-4.1284	Pass

Temperature Interval (°C)	AC Voltage (V)	Frequency (MHz)	Deviation (ppm)	Result
25	102	5189.9947	-1.0126	Pass
	120	5189.9918	-1.5729	Pass
	138	5190.0015	0.2880	Pass

Product	Wireless-AC2900 Dual Band Gigabit Router		
Test Item	Frequency Stability		
Test Mode	Mode 2: Tx_AD P: AD890326010-2LF_ MIMO Mode (802.11 n20/40)		
Date of Test	2017/03/12	Test Site	SR10-H

802.11n_40M - 5795MHz

Temperature Interval (°C)	AC Voltage (V)	Frequency (MHz)	Deviation (ppm)	Result
-20	120	5795.0139	2.4036	Pass
-10		5795.0183	3.1627	Pass
0		5794.9753	-4.2662	Pass
10		5794.9769	-3.9884	Pass
20		5794.9635	-6.2936	Pass
30		5794.9722	-4.7951	Pass
40		5794.9593	-7.0219	Pass
50		5794.9887	-1.9551	Pass

Temperature Interval (°C)	AC Voltage (V)	Frequency (MHz)	Deviation (ppm)	Result
25	102	5794.9929	-1.2308	Pass
	120	5794.9908	-1.5913	Pass
	138	5795.0023	0.3996	Pass

Product	Wireless-AC2900 Dual Band Gigabit Router		
Test Item	Frequency Stability		
Test Mode	Mode 2: Tx_ADP: AD890326010-2LF_ MIMO Mode (802.11 n20/40)		
Date of Test	2017/03/12	Test Site	SR10-H

802.11ac_80M-5775MHz

Temperature Interval (°C)	AC Voltage (V)	Frequency (MHz)	Deviation (ppm)	Result
-20	120	5775.0277	4.7923	Pass
-10		5775.0163	2.8229	Pass
0		5774.9922	-1.3430	Pass
10		5774.9664	-5.8214	Pass
20		5774.9845	-2.6788	Pass
30		5774.9564	-7.5582	Pass
40		5774.9695	-5.2892	Pass
50		5774.9692	-5.3252	Pass

Temperature Interval (°C)	AC Voltage (V)	Frequency (MHz)	Deviation (ppm)	Result
25	102	5774.9985	-0.2600	Pass
	120	5775.0023	0.3996	Pass
	138	5774.9945	-0.9494	Pass