

5. Peak Power Spectrum Density

5.1. Test Equipment

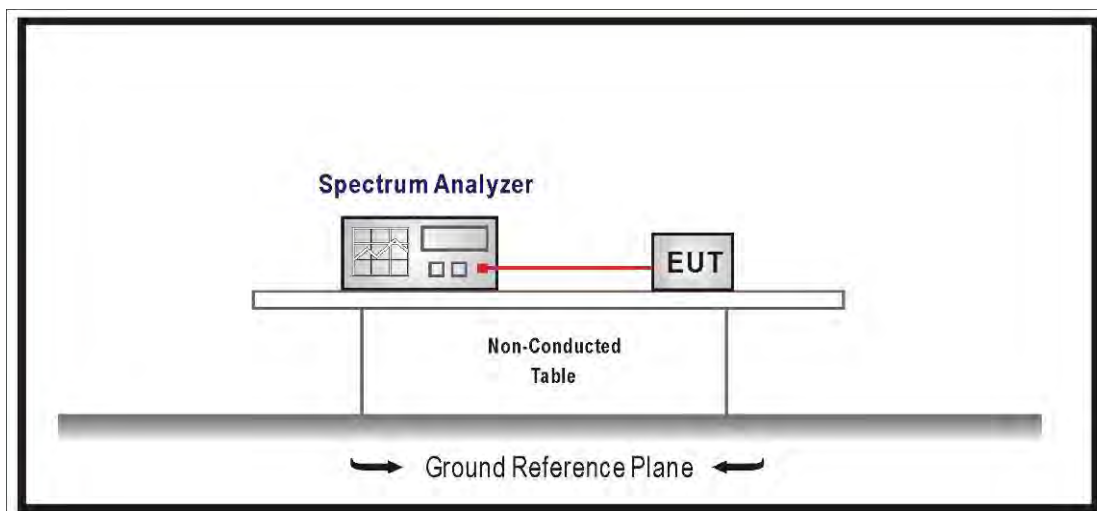
The following test equipments are used during the radiated emission tests:

Peak Power Spectrum Density / SR10-H

Instrument	Manufacturer	Model No.	Serial No	Next Cal. Date
EXA Signal Analyzer	Keysight	N9010A	MY51440132	2018/03/12

Note: All equipments that need to calibrate are with calibration period of 1 year.

5.2. Test Setup



5.3. Limits

1. For the band 5.15-5.25 GHz, the peak power spectral density shall not exceed 17 dBm in any 1MHz band. If transmitting antenna of directional gain greater than 6 dBi are used, the peak power spectral density shall be reduced by the amount in dB that directional gain of the antenna exceeds 6 dBi.
2. For client devices in the 5.15-5.25 GHz band, the maximum power spectral density shall not exceed 11 dBm in any 1megahertz band. If transmitting antennas of directional gain greater than 6 dBi are used, both the maximum conducted output power and the maximum power spectral density shall be reduced by the amount in dB that the directional gain of the antenna exceeds 6 dBi
3. For the band 5.25-5.35 GHz, the peak power spectral density shall not exceed 11 dBm in any 1-MHz band. If transmitting antenna of directional gain greater than 6 dBi are used, the peak power spectral density shall be reduced by the amount in dB that directional gain of the antenna exceeds 6 dBi.
4. For the band 5.725-5.850 GHz, the peak power spectral density shall not exceed 30 dBm in any 500KHz band. If transmitting antenna of directional gain greater than 6 dBi are used, the peak power spectral density shall be reduced by the amount in dB that directional gain of the antenna exceeds 6 dBi..

5.4. Test Procedure

The EUT was setup to ANSI C63.10:2013; tested to U-NII test procedure of KDB 789033 V01r03 and and 662911 D01 v02r01 for compliance to FCC 47CFR Subpart E requirements. For Band1 : Set RBW=1MHz, VBW=3MHz with RMS detector. The PPSD is the highest level found across the emission in any 1-MHz band after 100 sweeps of averaging.

For Band4 : Set RBW=500KHz, VBW=1.5MHz with RMS detector. The PPSD is the highest level found across the emission in any 500KHz band after 100 sweeps of averaging.

5.5. Uncertainty

The measurement uncertainty is defined as ± 1.27 dB

5.6. Test Result

Product	Lyra		
Test Item	Peak Power Spectral Density		
Test Mode	Mode 1: Tx-AD2055320 Mode		
Date of Test	2017/04/08	Test Site	SR10-H

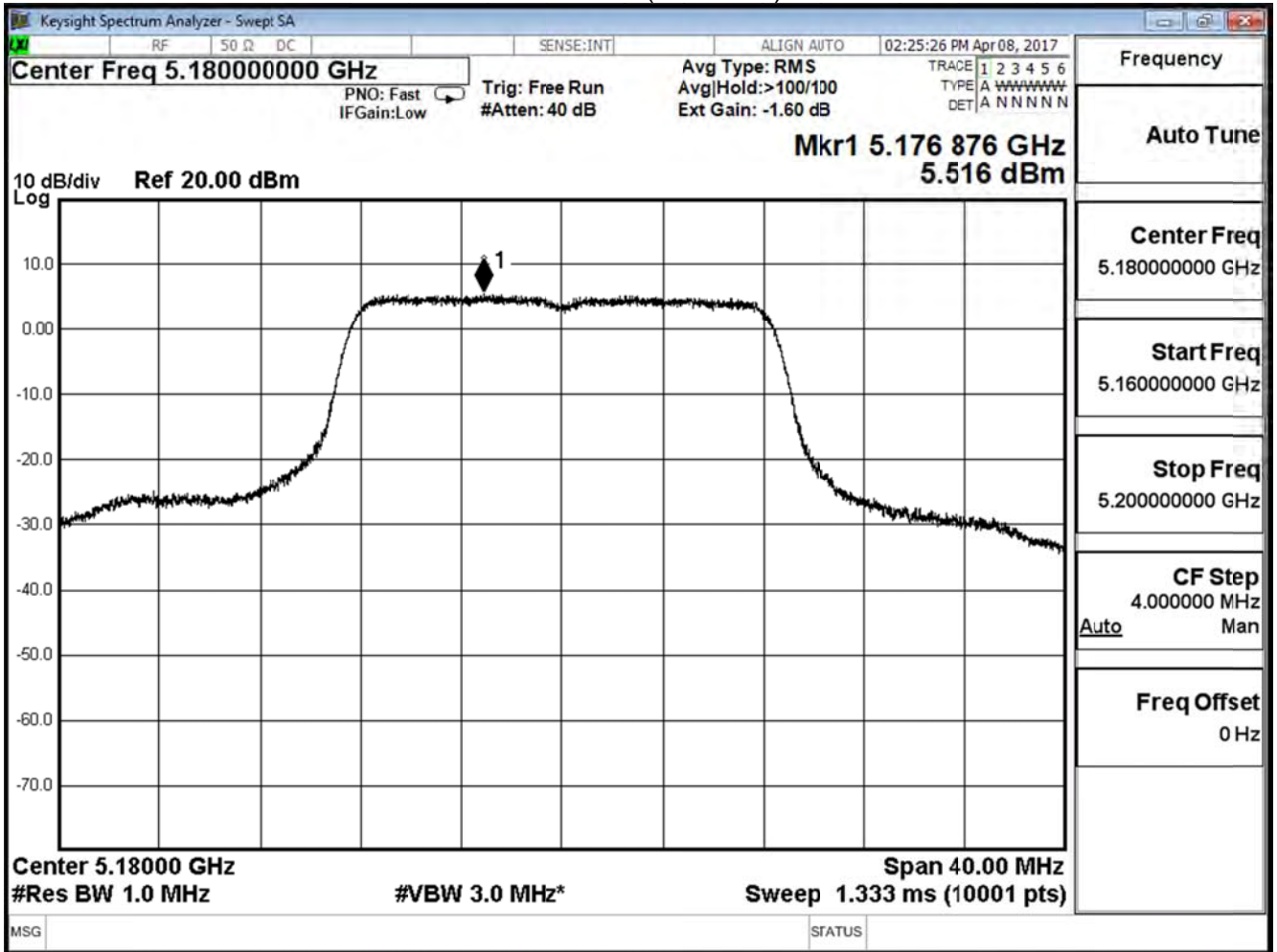
IEEE 802.11a (ANT 0)				
Channel No.	Frequency (MHz)	Measure Level (dBm/MHz)	Limit (dBm/MHz)	Result
36	5180	5.516	≤ 15.68	Pass
44	5220	5.214	≤ 15.68	Pass
48	5240	4.060	≤ 15.68	Pass

Note:

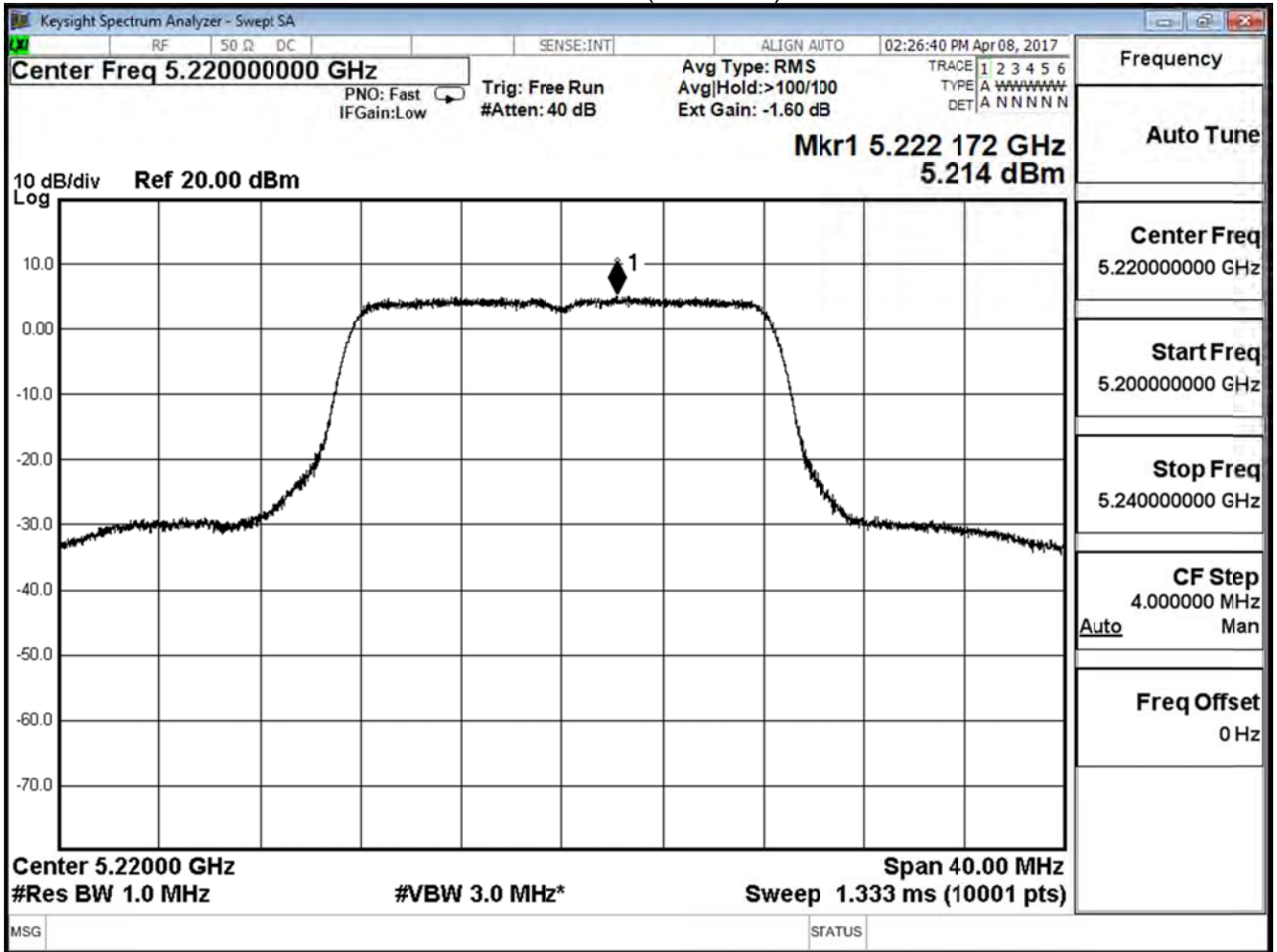
Directional Antenna= $10\log(N)+\text{Max Gain}=7.32\text{dBi}$

Required Limit= $17\text{dBm}-(7.32\text{dBi}-6\text{dB})=15.68\text{dBm}$

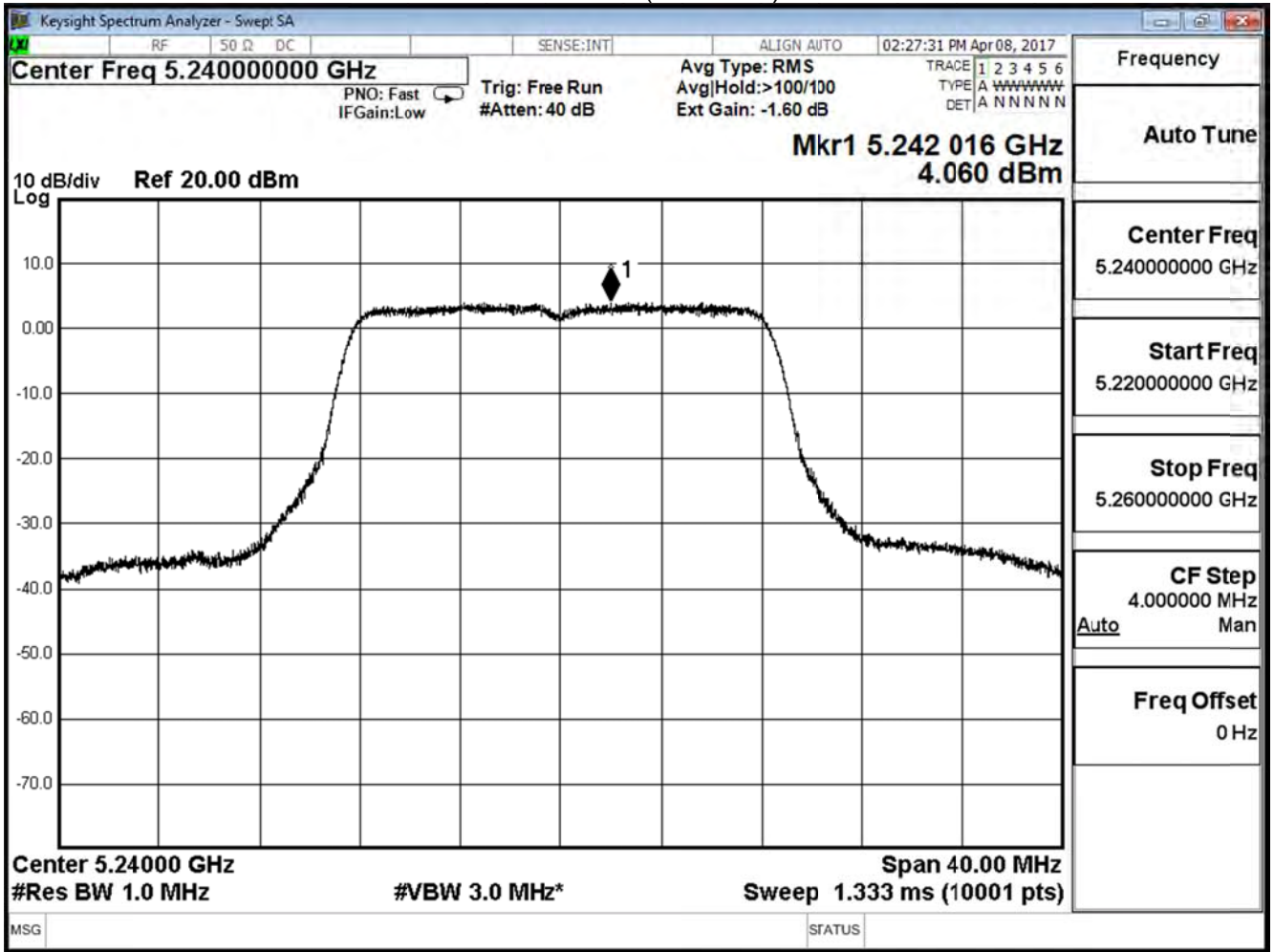
Channel 36 (5180MHz)



Channel 44 (5220MHz)



Channel 48 (5240MHz)

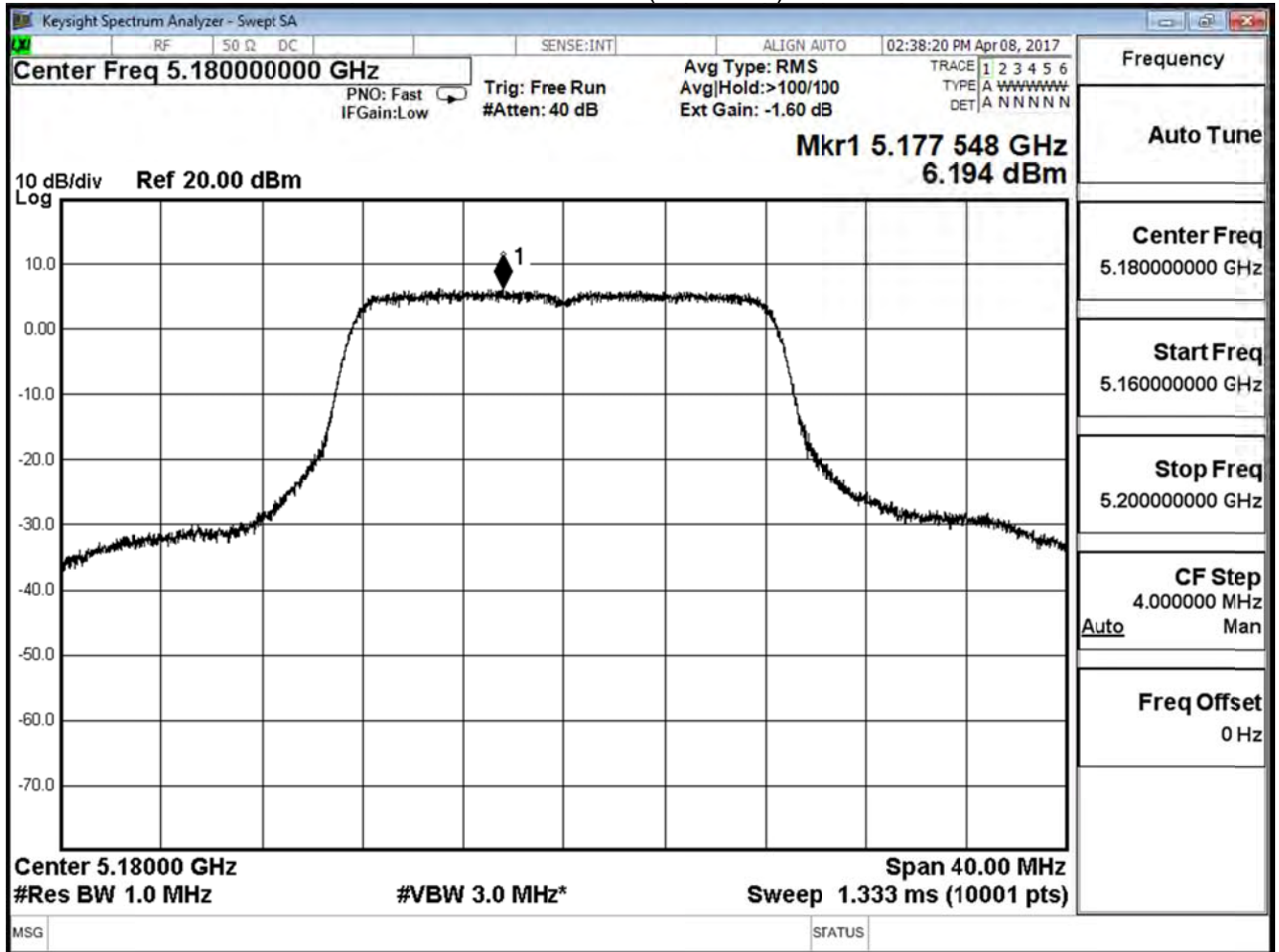


Product	Lyra		
Test Item	Peak Power Spectral Density		
Test Mode	Mode 1: Tx-AD2055320 Mode		
Date of Test	2017/04/08	Test Site	SR10-H

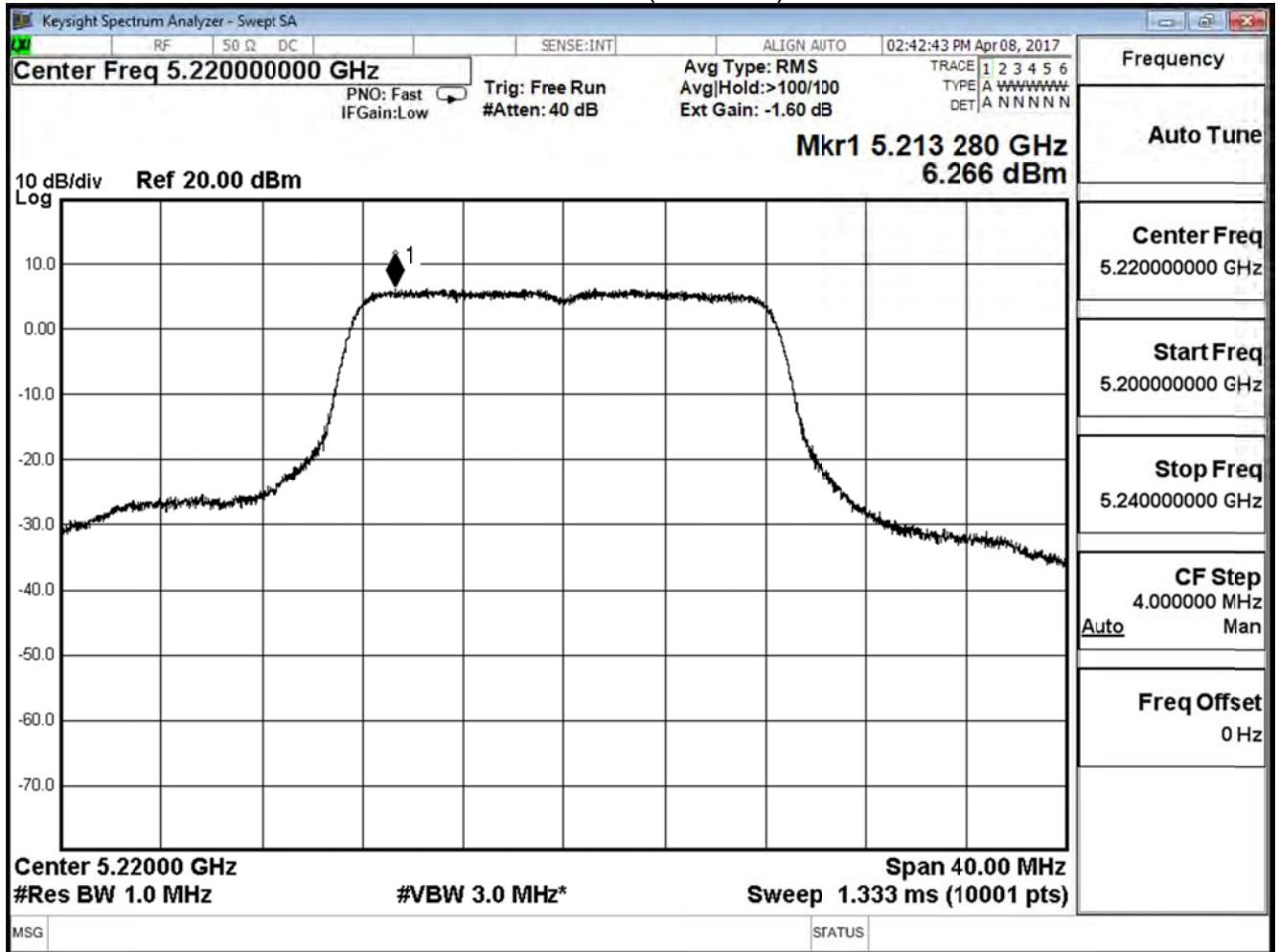
IEEE 802.11a (ANT 1)				
Channel No.	Frequency (MHz)	Measure Level (dBm/MHz)	Limit (dBm/MHz)	Result
36	5180	6.194	≤ 15.680	Pass
44	5220	6.266	≤ 15.680	Pass
48	5240	4.798	≤ 15.680	Pass

Note:Directional Antenna= $10\log(N)+\text{Max Gain} = 7.32\text{dBi}$ Required Limit= $17\text{dBm}-(7.32\text{dBi}-6\text{dB})=15.68\text{dBm}$

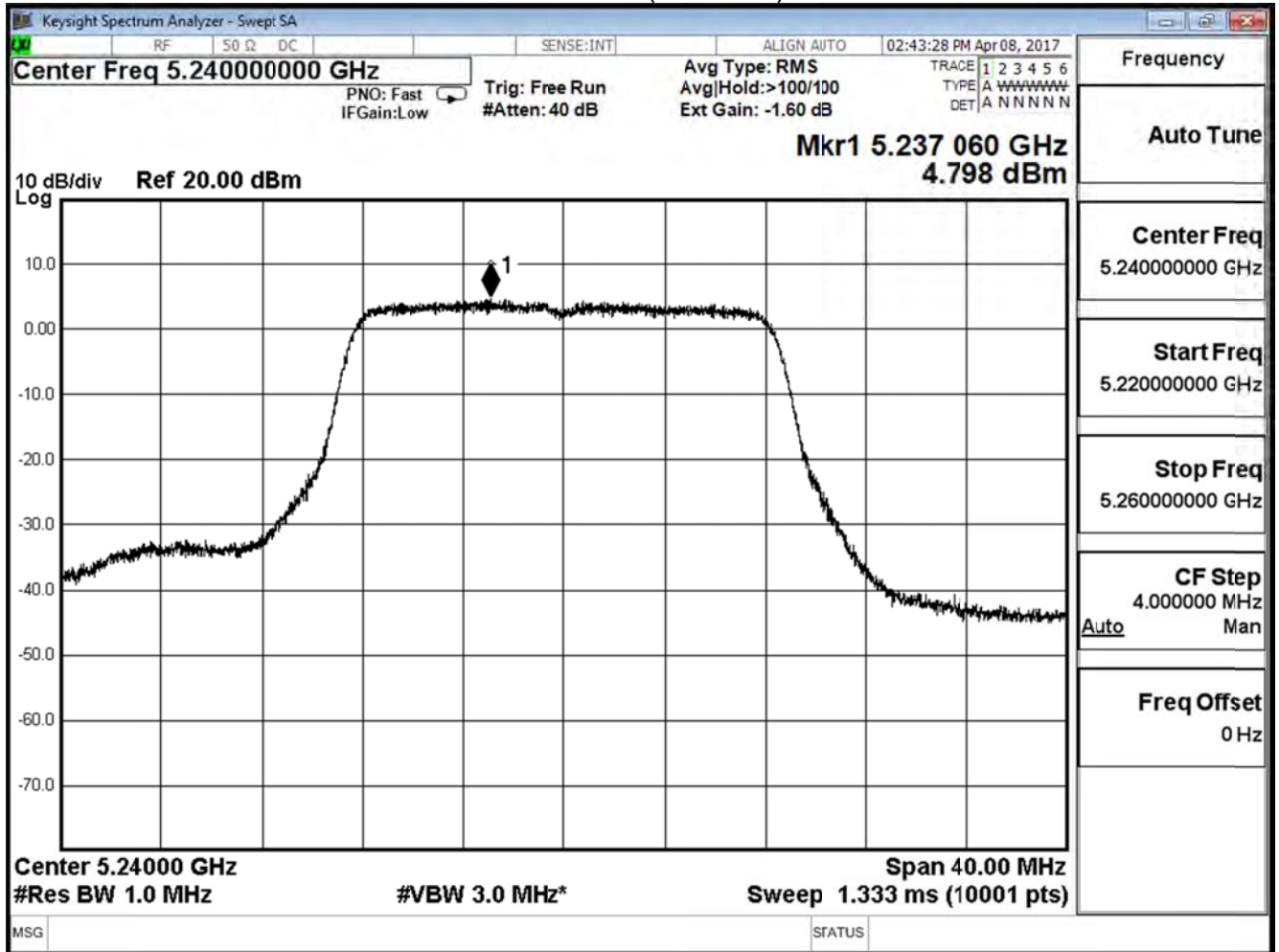
Channel 36 (5180MHz)



Channel 44 (5220MHz)



Channel 48 (5240MHz)



Product	Lyra		
Test Item	Peak Power Spectral Density		
Test Mode	Mode 1: Tx-AD2055320 Mode		
Date of Test	2017/04/08	Test Site	SR10-H

IEEE 802.11a (ANT 0+1)				
Channel No.	Frequency (MHz)	Measure Level (dBm/MHz)	Limit (dBm/MHz)	Result
36	5180	8.879	≤ 15.680	Pass
44	5220	8.782	≤ 15.680	Pass
48	5240	7.455	≤ 15.680	Pass

Note:

Directional Antenna= $10\log(N)+\text{Max Gain} = 7.32\text{dBi}$

Required Limit= $17\text{dBm}-(7.32\text{dBi}-6\text{dB})=15.68\text{dBm}$

Product	Lyra		
Test Item	Peak Power Spectral Density		
Test Mode	Mode 1: Tx-AD2055320 Mode		
Date of Test	2017/04/08	Test Site	SR10-H

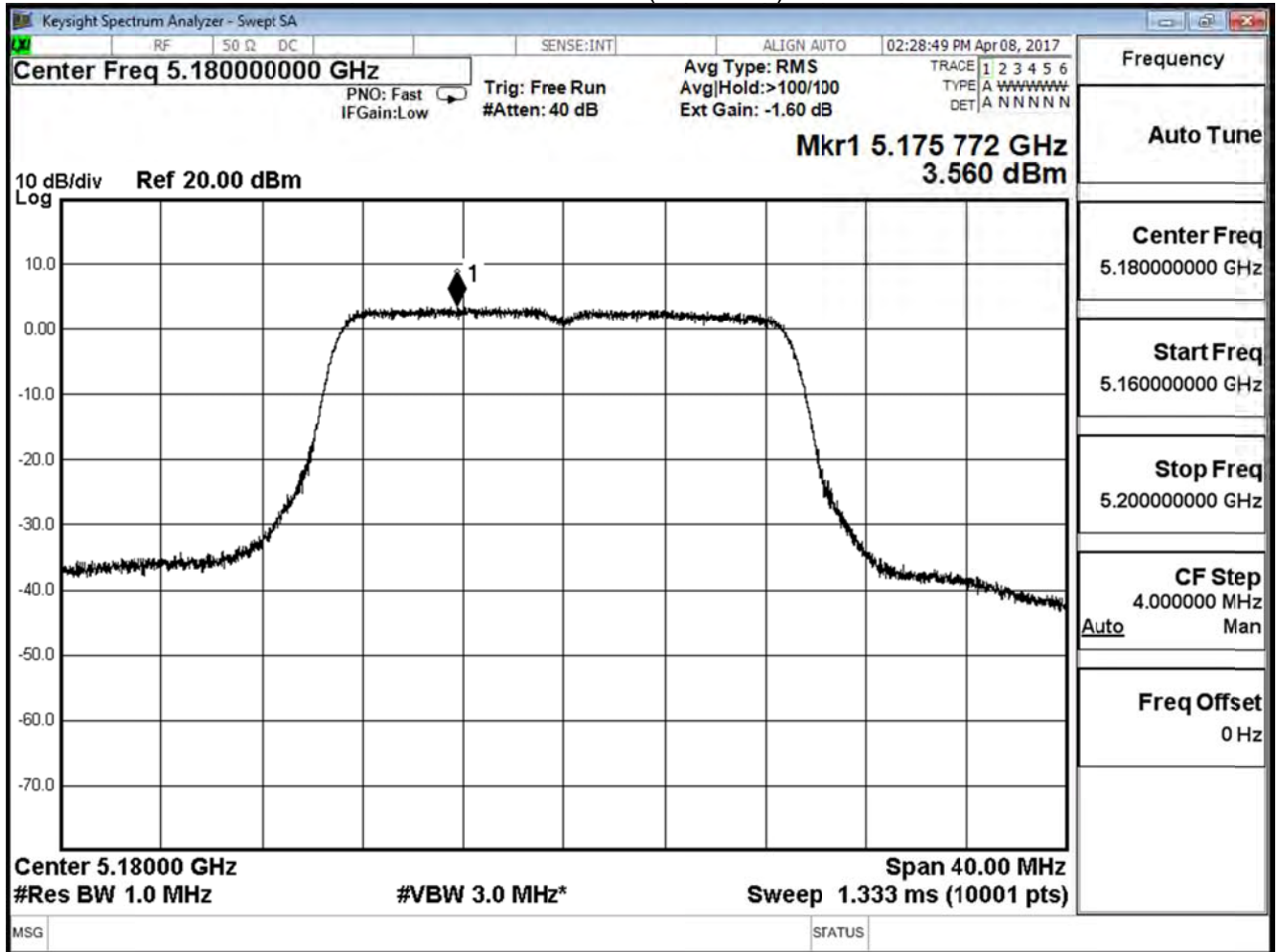
IEEE 802.11n(20MHz)(ANT 0)				
Channel No.	Frequency (MHz)	Measure Level (dBm/MHz)	Limit (dBm/MHz)	Result
36	5180	3.560	≤ 15.680	Pass
44	5220	5.753	≤ 15.680	Pass
48	5240	4.420	≤ 15.680	Pass

Note:

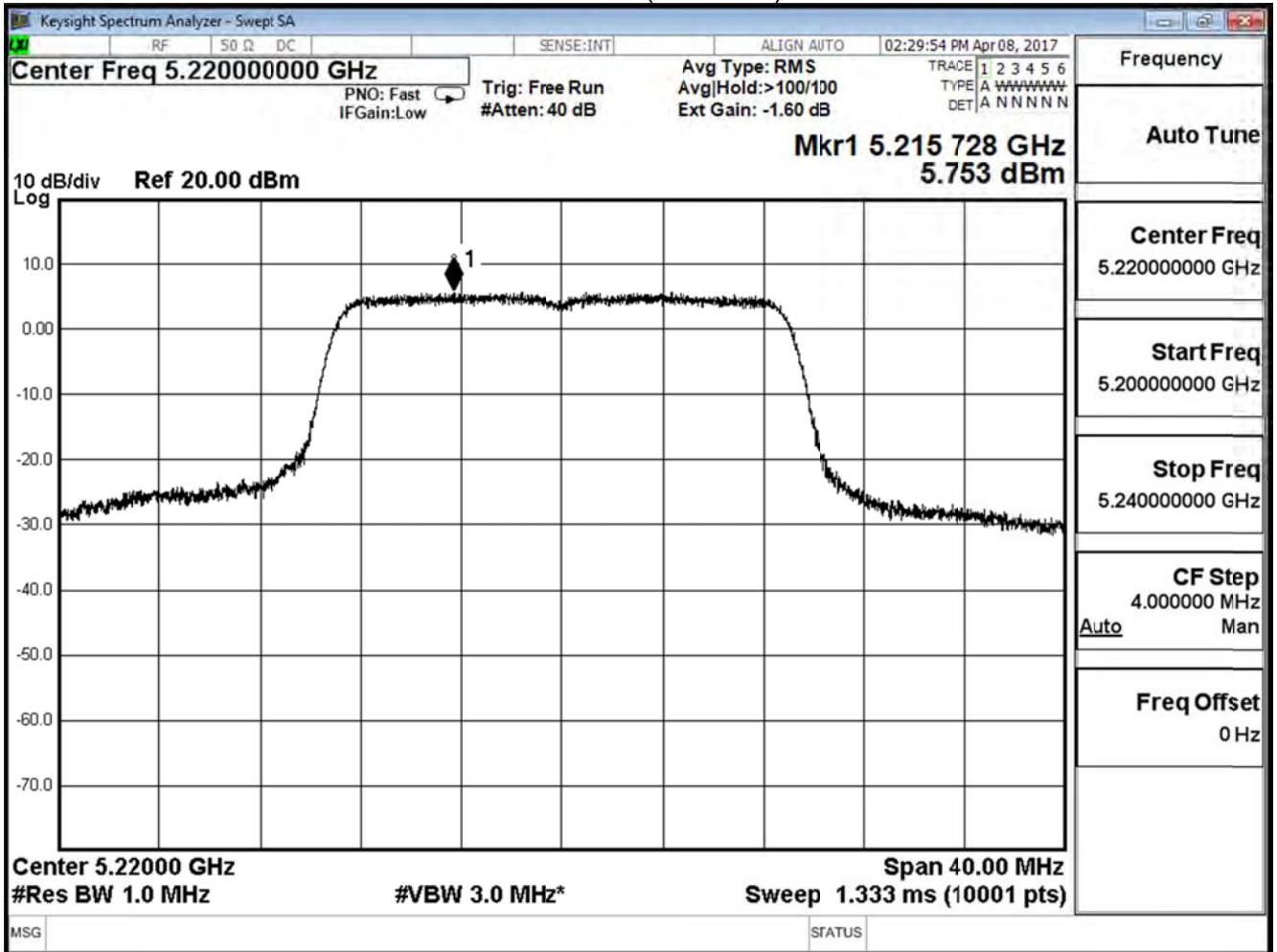
Directional Antenna= $10\log(N)+\text{Max Gain} = 7.32\text{dBi}$

Required Limit= $17\text{dBm}-(7.32\text{dBi}-6\text{dB})=15.68\text{dBm}$

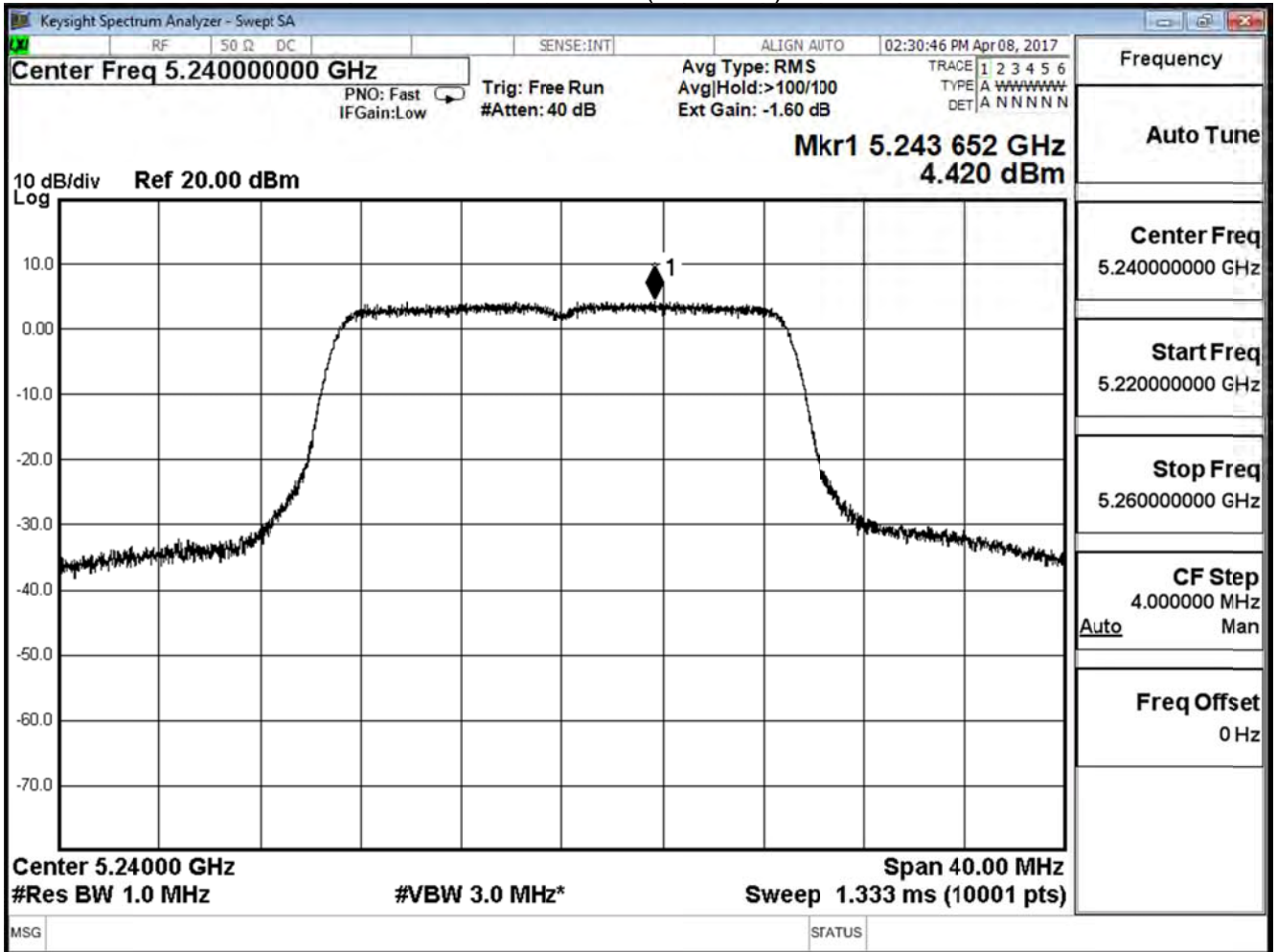
Channel 36 (5180MHz)



Channel 44 (5220MHz)



Channel 48 (5240MHz)



Product	Lyra		
Test Item	Peak Power Spectral Density		
Test Mode	Mode 1: Tx-AD2055320 Mode		
Date of Test	2017/04/08	Test Site	SR10-H

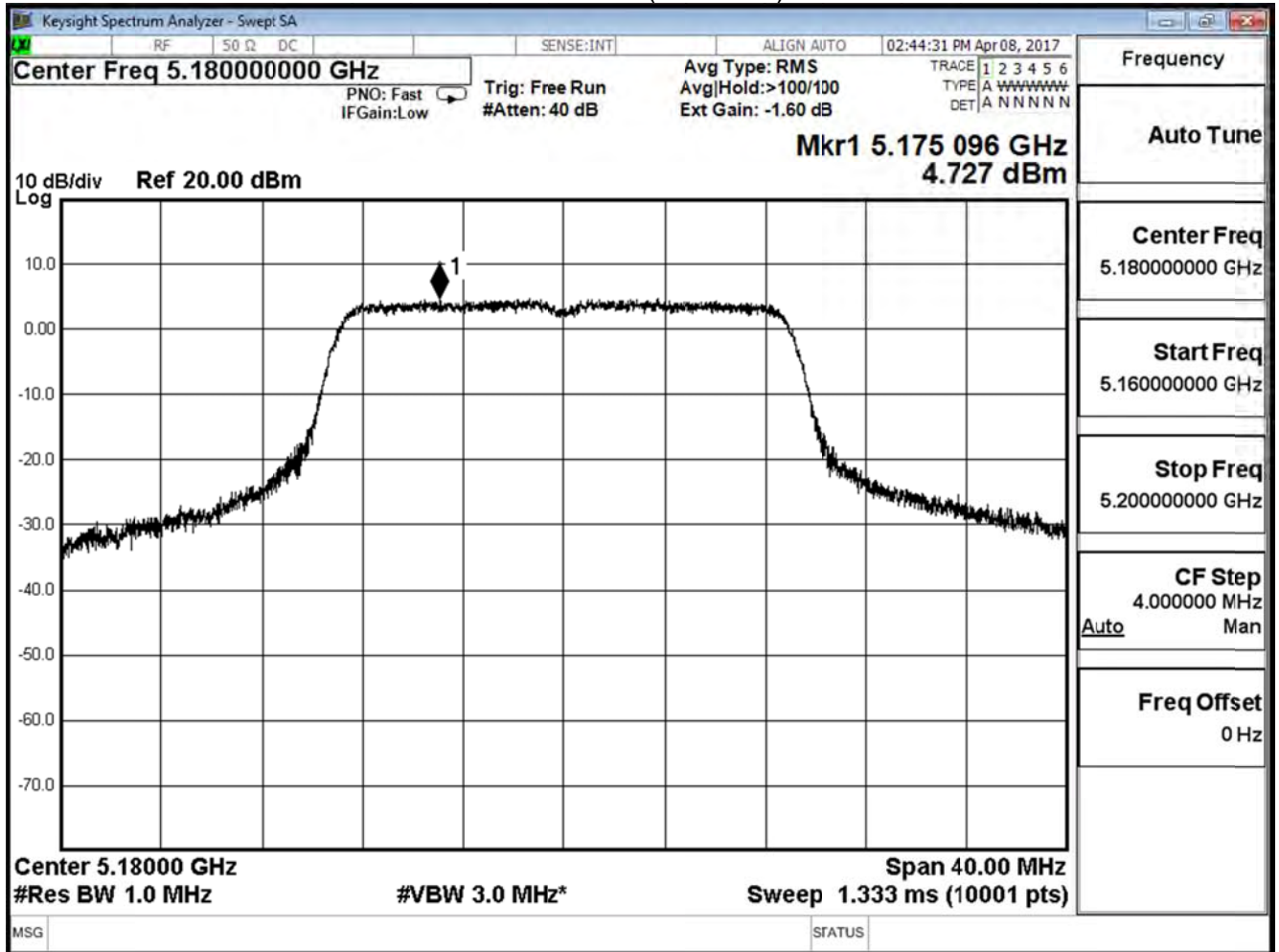
IEEE 802.11n(20MHz) (ANT 1)				
Channel No.	Frequency (MHz)	Measurement (dBm/MHz)	Limit (dBm/MHz)	Result
36	5180	4.727	≤ 15.68	Pass
44	5220	6.656	≤ 15.68	Pass
48	5240	4.165	≤ 15.68	Pass

Note:

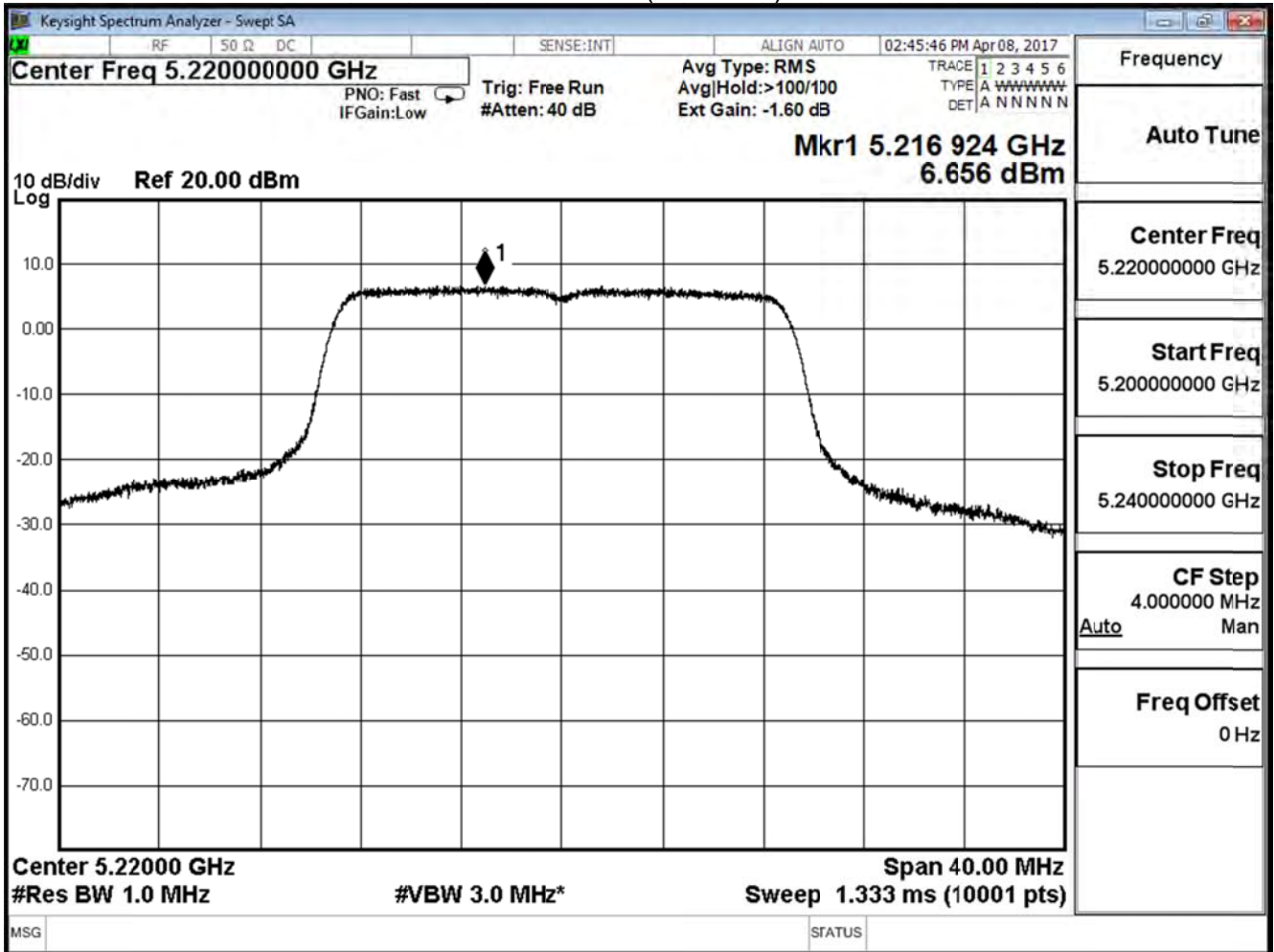
Directional Antenna= $10\log(N)+\text{Max Gain} = 7.32\text{dBi}$

Required Limit= $17\text{dBm}-(7.32\text{dBi}-6\text{dB})=15.68\text{dBm}$

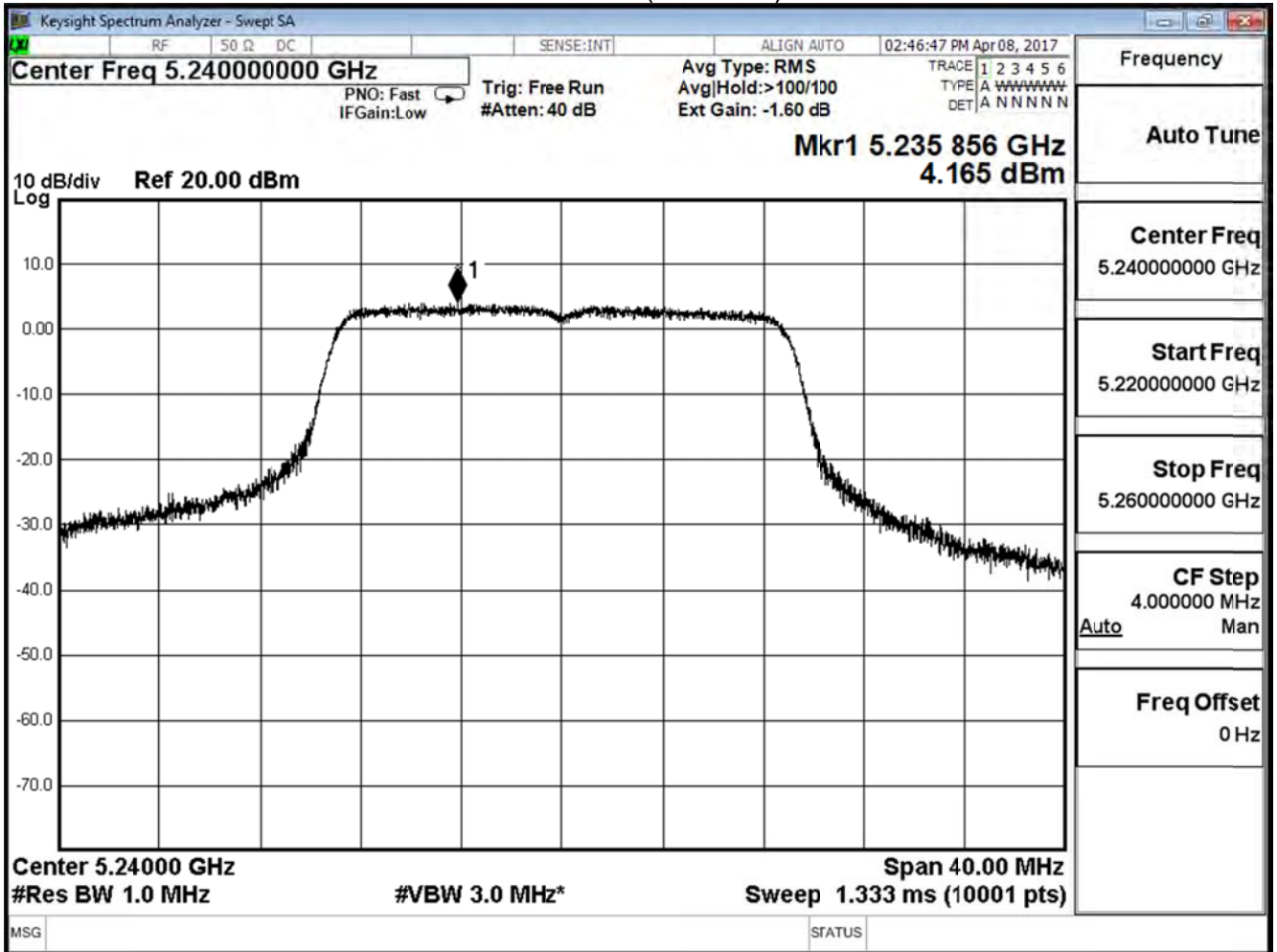
Channel 36 (5180MHz)



Channel 44 (5220MHz)



Channel 48 (5240MHz)



Product	Lyra		
Test Item	Peak Power Spectral Density		
Test Mode	Mode 1: Tx-AD2055320 Mode		
Date of Test	2017/04/08	Test Site	SR10-H

IEEE 802.11n(20MHz) (ANT 0+1)				
Channel No.	Frequency (MHz)	Measure Level (dBm/MHz)	Limit (dBm/MHz)	Result
36	5180	7.193	≤ 15.68	Pass
44	5220	9.238	≤ 15.68	Pass
48	5240	7.305	≤ 15.68	Pass

Note:

Directional Antenna= $10\log(N)+\text{Max Gain} = 7.32\text{dBi}$

Required Limit= $17\text{dBm}-(7.32\text{dBi}-6\text{dB})=15.68\text{dBm}$

Product	Lyra		
Test Item	Peak Power Spectral Density		
Test Mode	Mode 1: Tx-AD2055320 Mode		
Date of Test	2017/04/08	Test Site	SR10-H

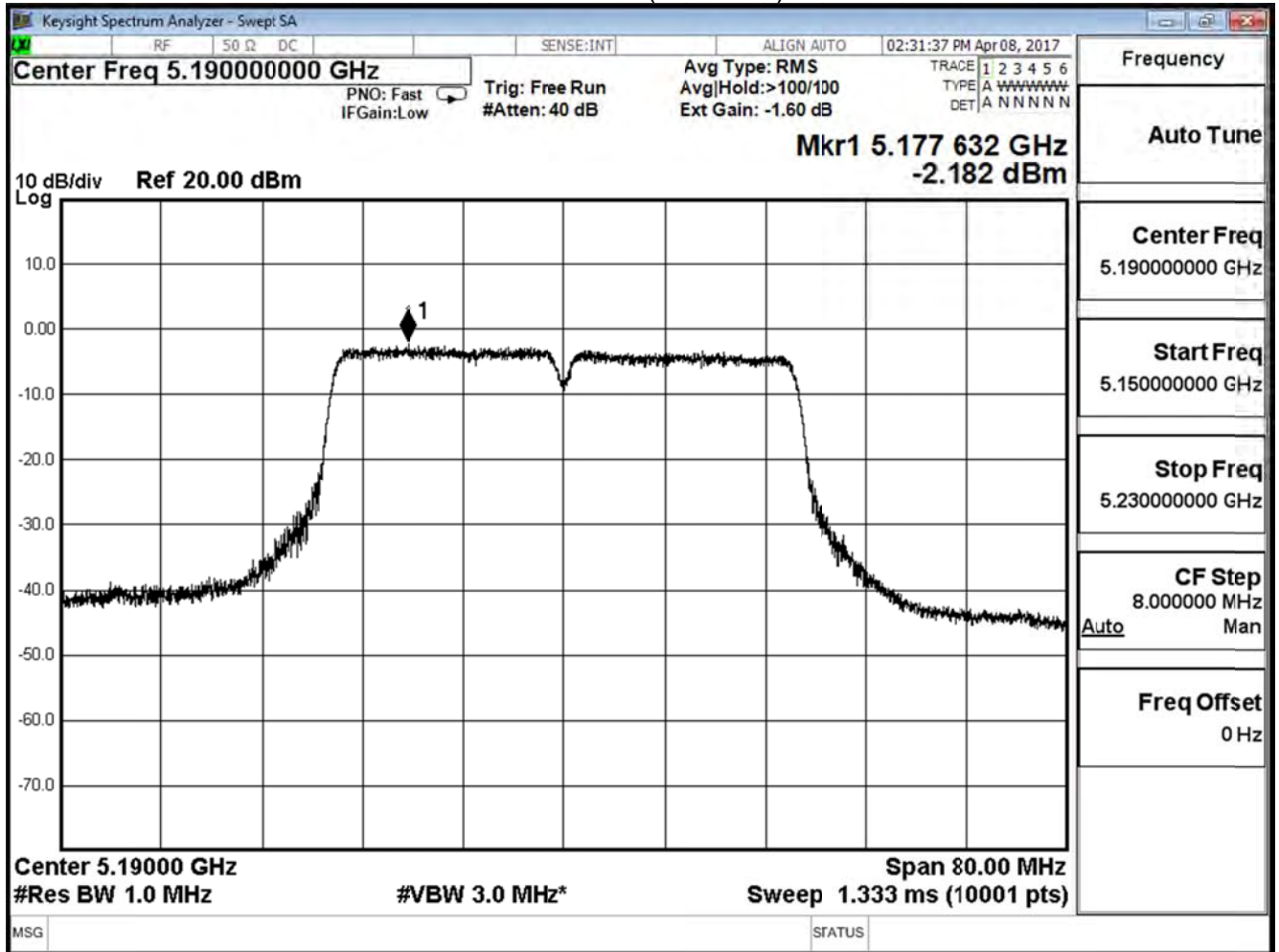
IEEE 802.11n(40MHz)(ANT 0)				
Channel No.	Frequency (MHz)	Measure Level (dBm/MHz)	Limit (dBm/MHz)	Result
38	5190	-2.182	≤ 15.68	Pass
46	5230	0.063	≤ 15.68	Pass

Note:

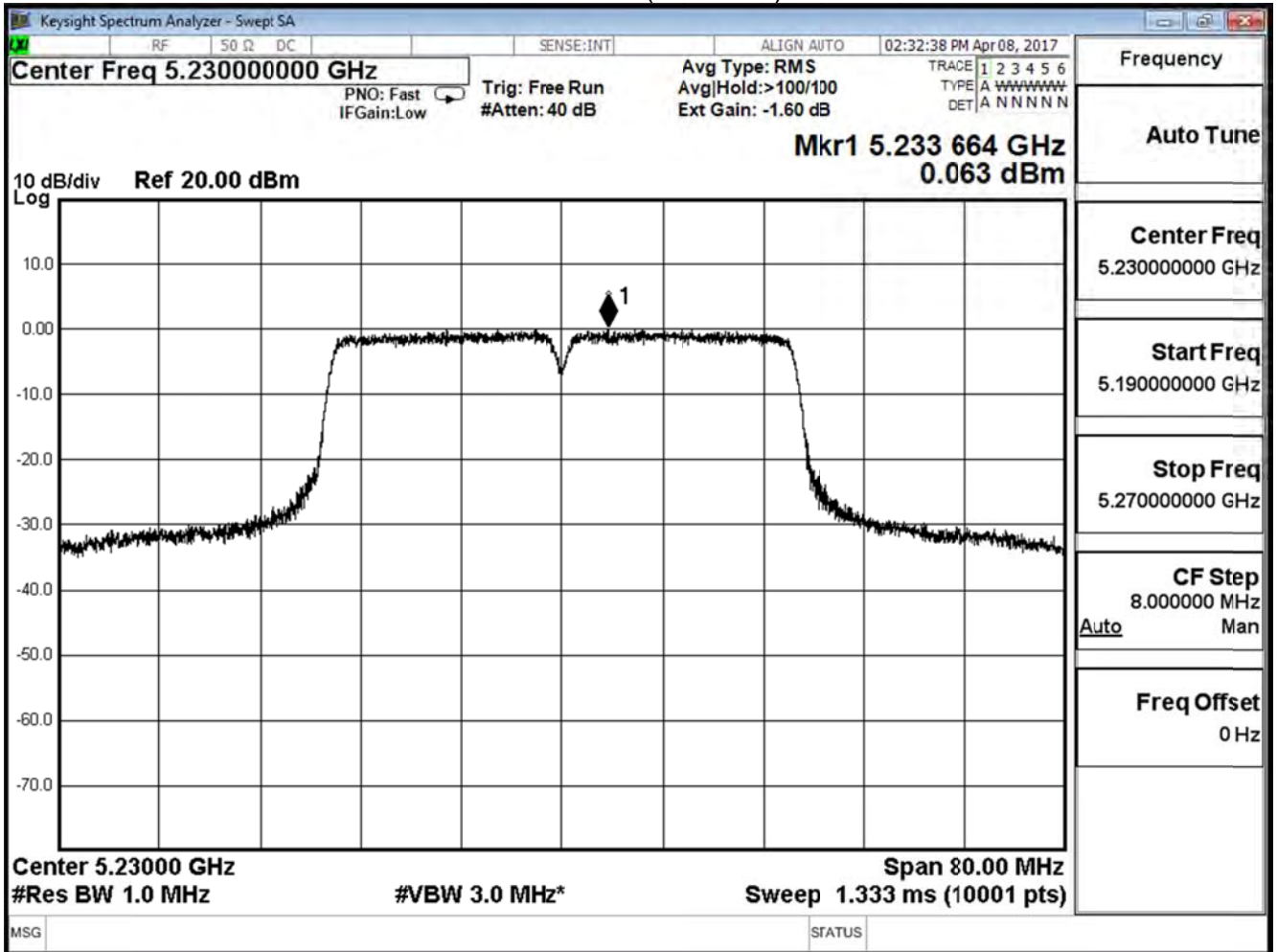
Directional Antenna= $10\log(N)+\text{Max Gain} = 7.32\text{dBi}$

Required Limit= $17\text{dBm}-(7.32\text{dBi}-6\text{dB})=15.68\text{dBm}$

Channel 38 (5190MHz)



Channel 46 (5230MHz)



Product	Lyra		
Test Item	Peak Power Spectral Density		
Test Mode	Mode 1: Tx-AD2055320 Mode		
Date of Test	2017/04/08	Test Site	SR10-H

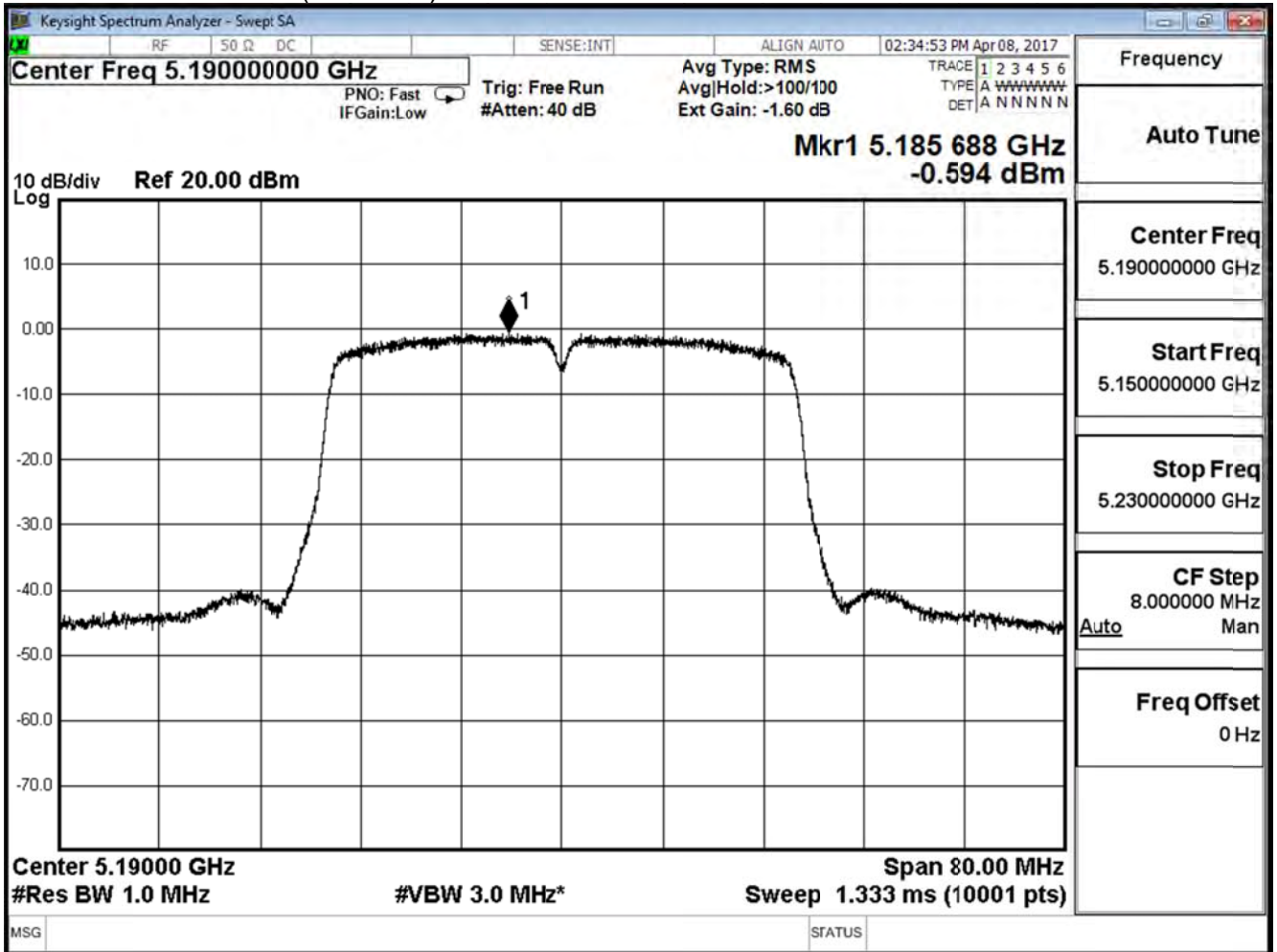
IEEE 802.11n(40MHz) (ANT 1)				
Channel No.	Frequency (MHz)	Measurement (dBm/MHz)	Limit (dBm/MHz)	Result
38	5190	-0.594	≤ 15.68	Pass
46	5230	0.695	≤ 15.68	Pass

Note:

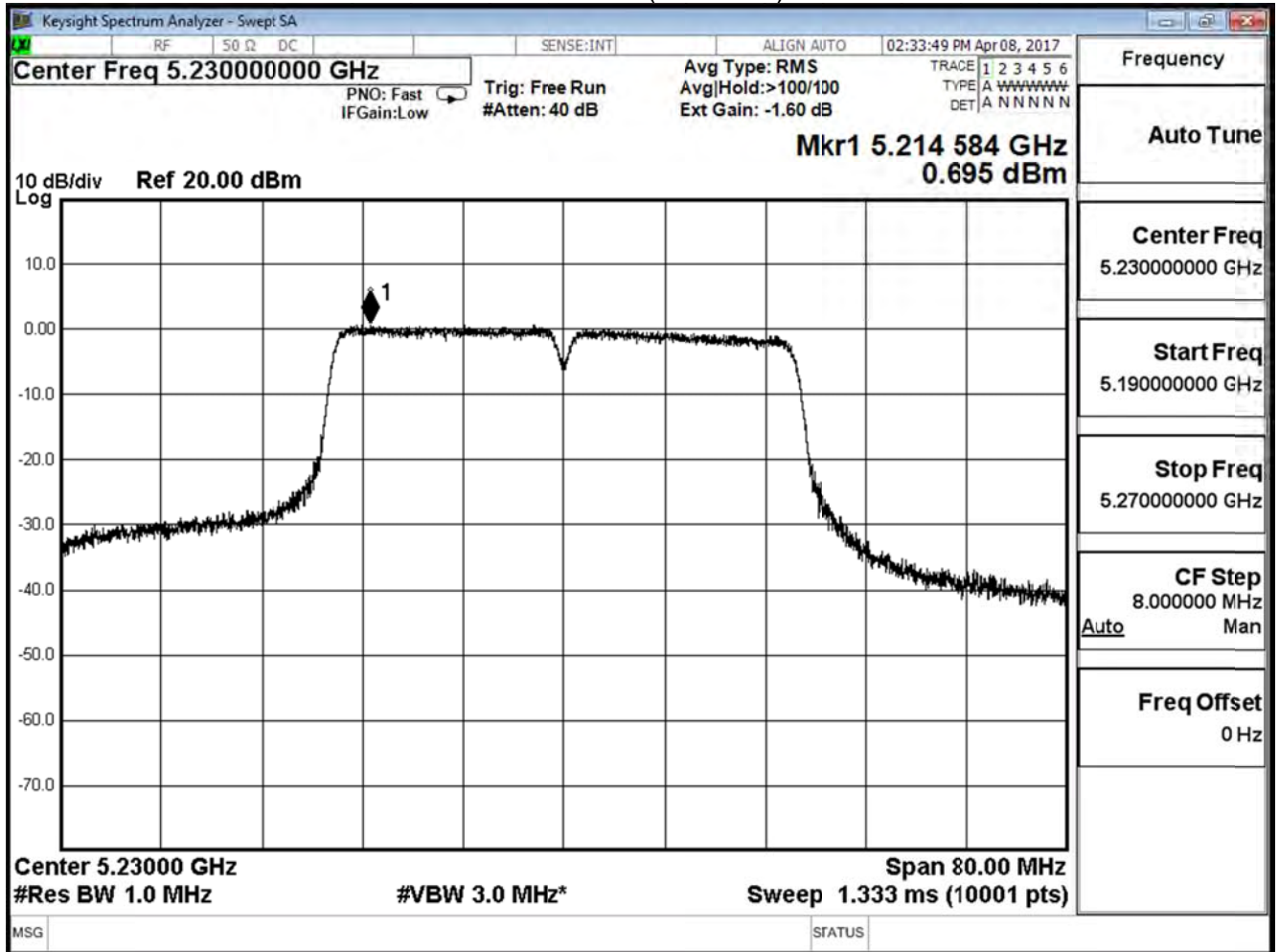
Directional Antenna= $10\log(N)+\text{Max Gain} = 7.32\text{dBi}$

Required Limit= $17\text{dBm}-(7.32\text{dBi}-6\text{dB})=15.68\text{dBm}$

Channel 38 (5190MHz)



Channel 46 (5230MHz)



Product	Lyra		
Test Item	Peak Power Spectral Density		
Test Mode	Mode 1: Tx-AD2055320 Mode		
Date of Test	2017/04/08	Test Site	SR10-H

IEEE 802.11n(40MHz) (ANT 0+1)				
Channel No.	Frequency (MHz)	Measure Level (dBm/MHz)	Limit (dBm/MHz)	Result
38	5190	1.694	≤ 15.68	Pass
46	5230	3.401	≤ 15.68	Pass

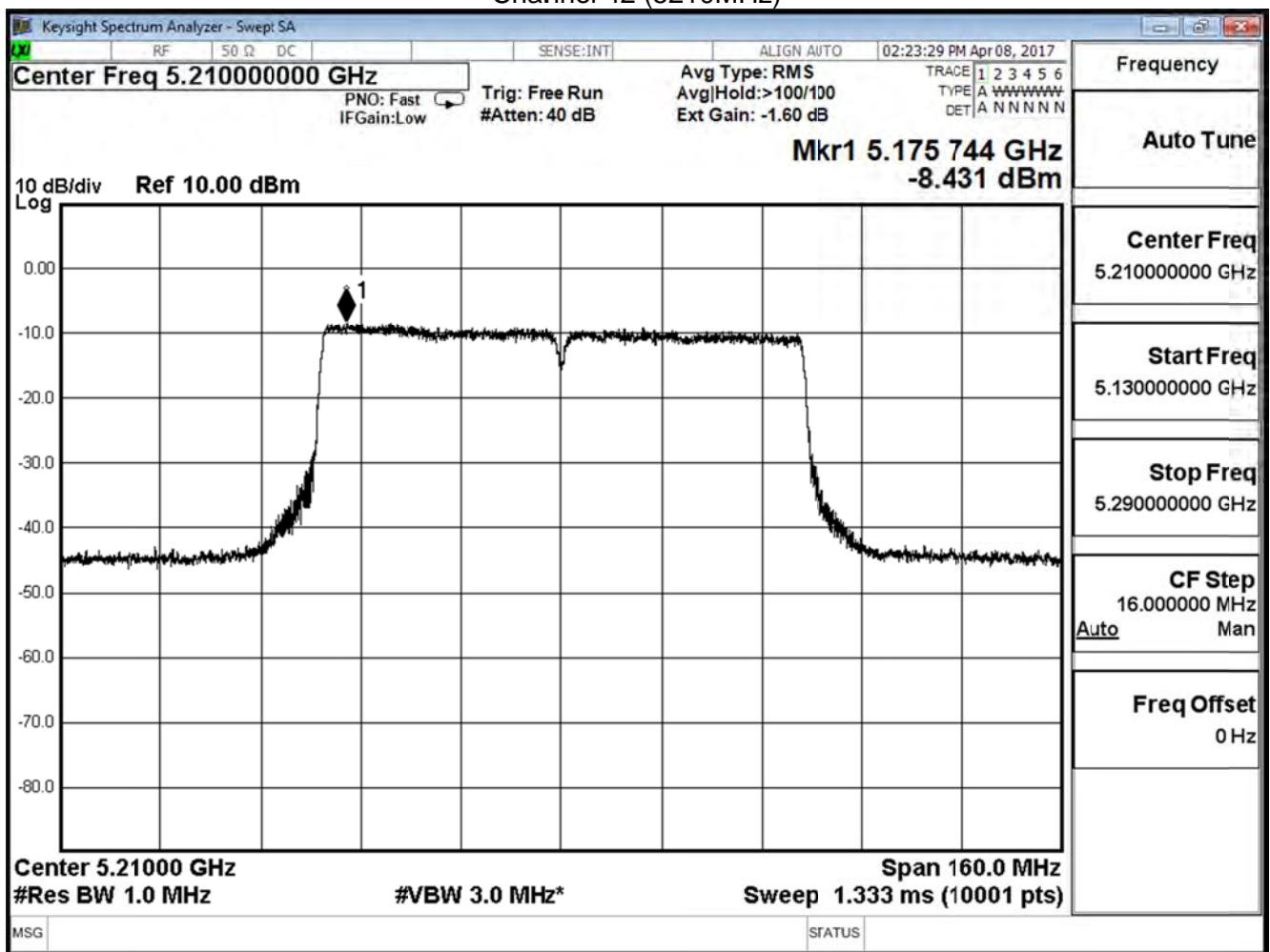
Note:

Directional Antenna= $10\log(N)+\text{Max Gain} = 7.32\text{dBi}$ Required Limit= $17\text{dBm}-(7.32\text{dBi}-6\text{dB})=15.68\text{dBm}$

Product	Lyra		
Test Item	Peak Power Spectral Density		
Test Mode	Mode 1: Tx-AD2055320 Mode		
Date of Test	2017/04/08	Test Site	SR10-H

IEEE 802.11ac(80MHz)(ANT 0)				
Channel No.	Frequency (MHz)	Measure Level (dBm/MHz)	Limit (dBm/MHz)	Result
42	5210	-8.431	≤ 15.68	Pass

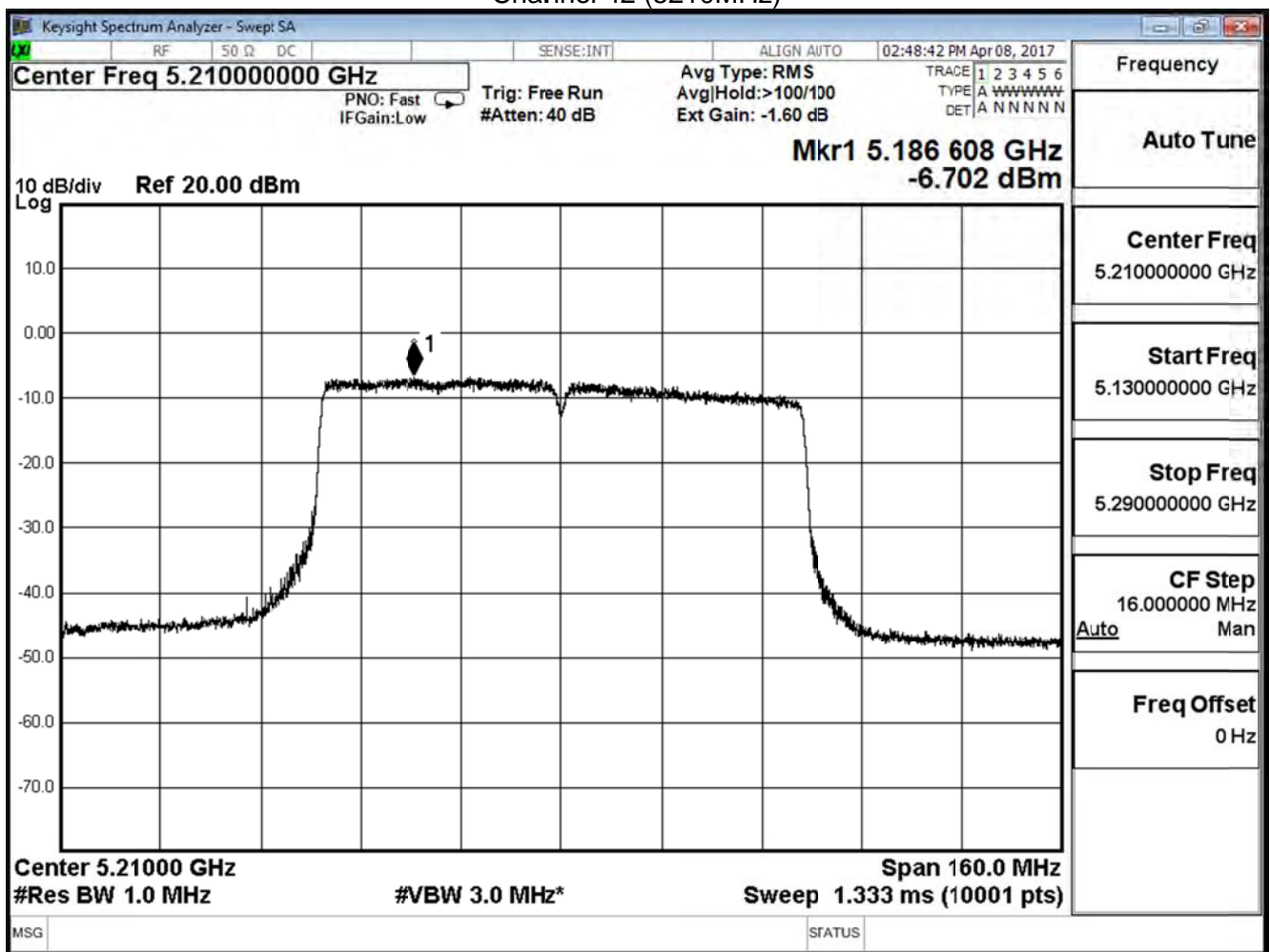
Note:
 Directional Antenna=10log(N)+Max Gain =7.32dBi
 Required Limit=17dBm-(7.32dBi-6dB)=15.68dBm
 Channel 42 (5210MHz)



Product	Lyra		
Test Item	Peak Power Spectral Density		
Test Mode	Mode 1: Tx-AD2055320 Mode		
Date of Test	2017/04/08	Test Site	SR10-H

IEEE 802.11ac(80MHz) (ANT 1)				
Channel No.	Frequency (MHz)	Measurement (dBm/MHz)	Limit (dBm/MHz)	Result
42	5210	-6.702	≤ 15.68	Pass

Note:
 Directional Antenna=10log(N)+Max Gain =7.32dBi
 Required Limit=17dBm-(7.32dBi-6dB)=15.68dBm
 Channel 42 (5210MHz)



Product	Lyra		
Test Item	Peak Power Spectral Density		
Test Mode	Mode 1: Tx-AD2055320 Mode		
Date of Test	2017/04/08	Test Site	SR10-H

IEEE 802.11ac(80MHz)(ANT 0+1)				
Channel No.	Frequency (MHz)	Measure Level (dBm/MHz)	Limit (dBm/MHz)	Result
42	5210	-4.471	≤ 15.68	Pass

Note:

Directional Antenna= $10\log(N)+\text{Max Gain} = 7.32\text{dBi}$

Required Limit= $17\text{dBm}-(7.32\text{dBi}-6\text{dB})=15.68\text{dBm}$

Product	Lyra		
Test Item	Peak Power Spectral Density		
Test Mode	Mode 2: Tx-AD2055320 BF Mode		
Date of Test	2017/04/08	Test Site	SR10-H

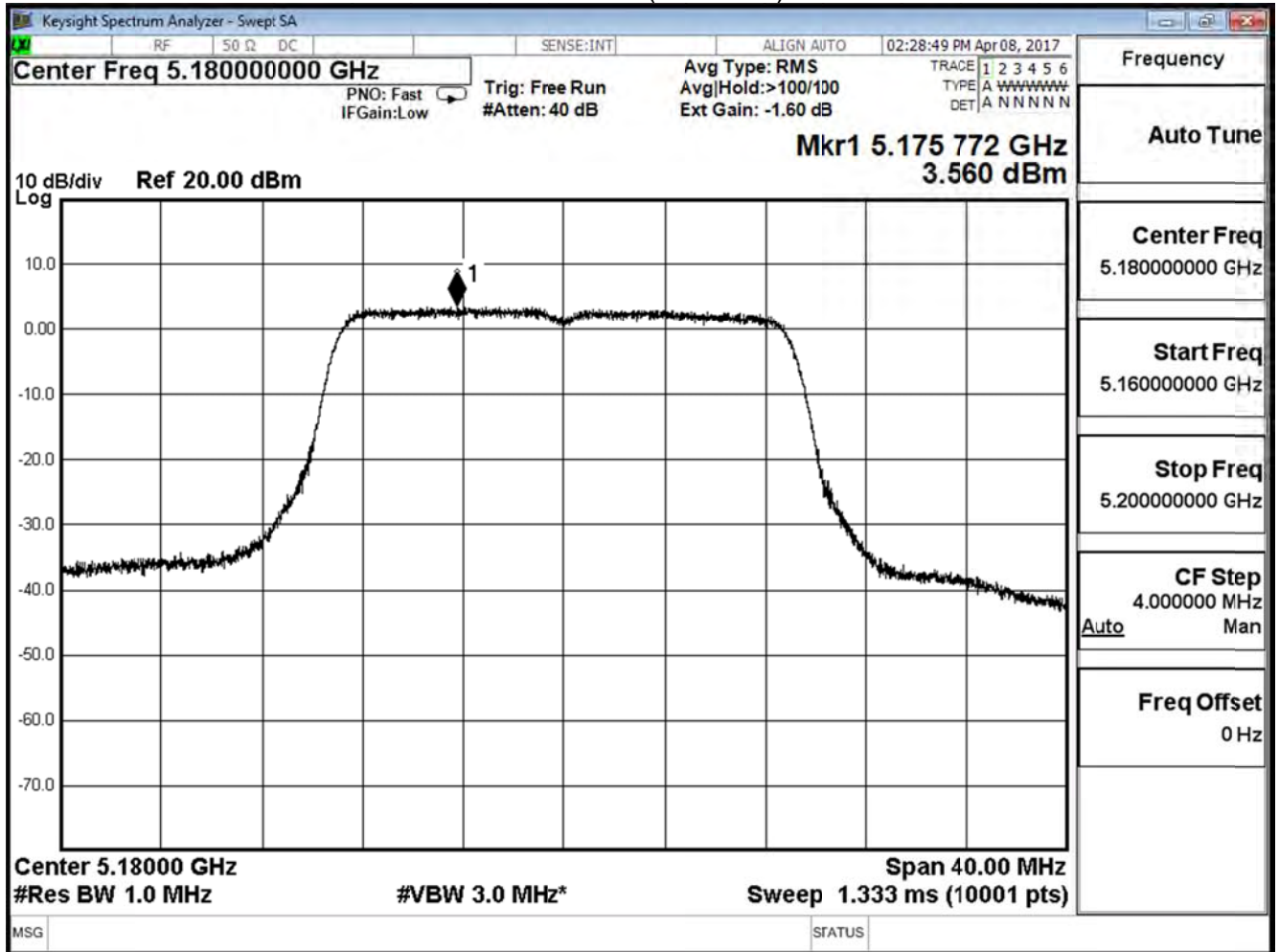
IEEE 802.11n(20MHz)(ANT 0)				
Channel No.	Frequency (MHz)	Measure Level (dBm/MHz)	Limit (dBm/MHz)	Result
36	5180	3.560	≤ 15.68	Pass
44	5220	5.753	≤ 15.68	Pass
48	5240	4.420	≤ 15.68	Pass

Note:

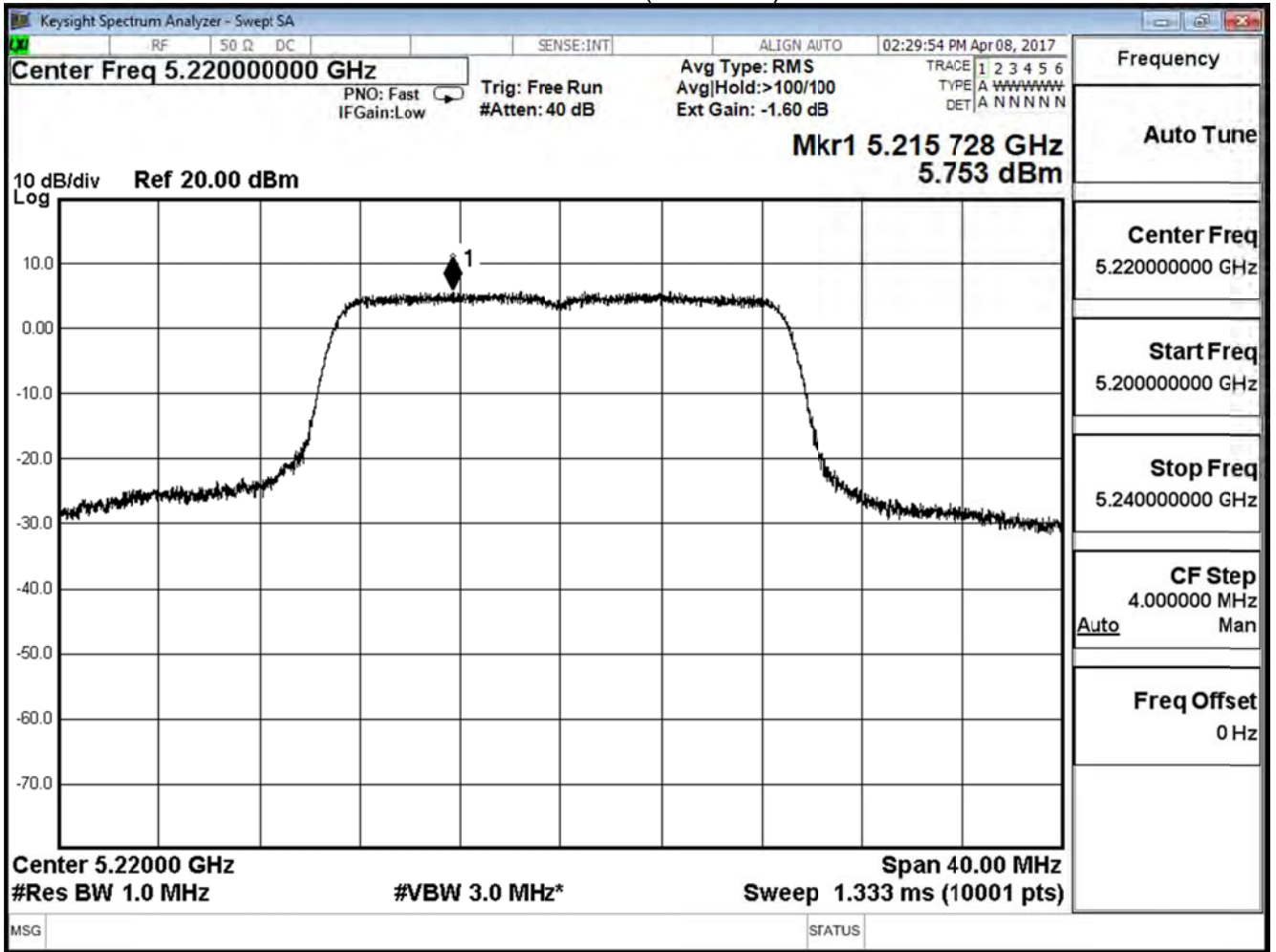
Directional Antenna= $10\log(N)+\text{Max Gain} = 7.32\text{dBi}$

Required Limit= $17\text{dBm}-(7.32\text{dBi}-6\text{dB})=15.68\text{dBm}$

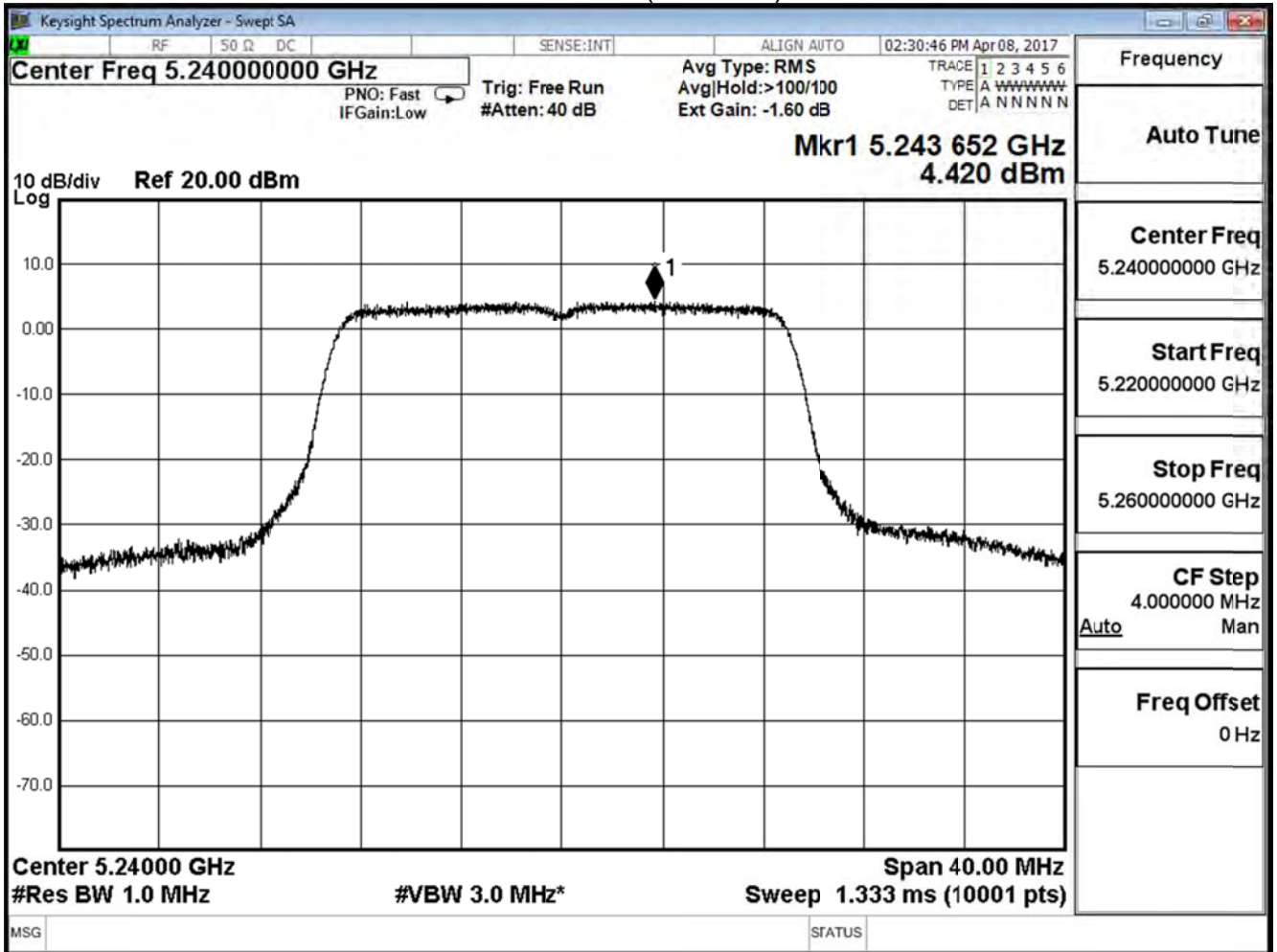
Channel 36 (5180MHz)



Channel 44 (5220MHz)



Channel 48 (5240MHz)



Product	Lyra		
Test Item	Peak Power Spectral Density		
Test Mode	Mode 2: Tx-AD2055320 BF Mode		
Date of Test	2017/04/08	Test Site	SR10-H

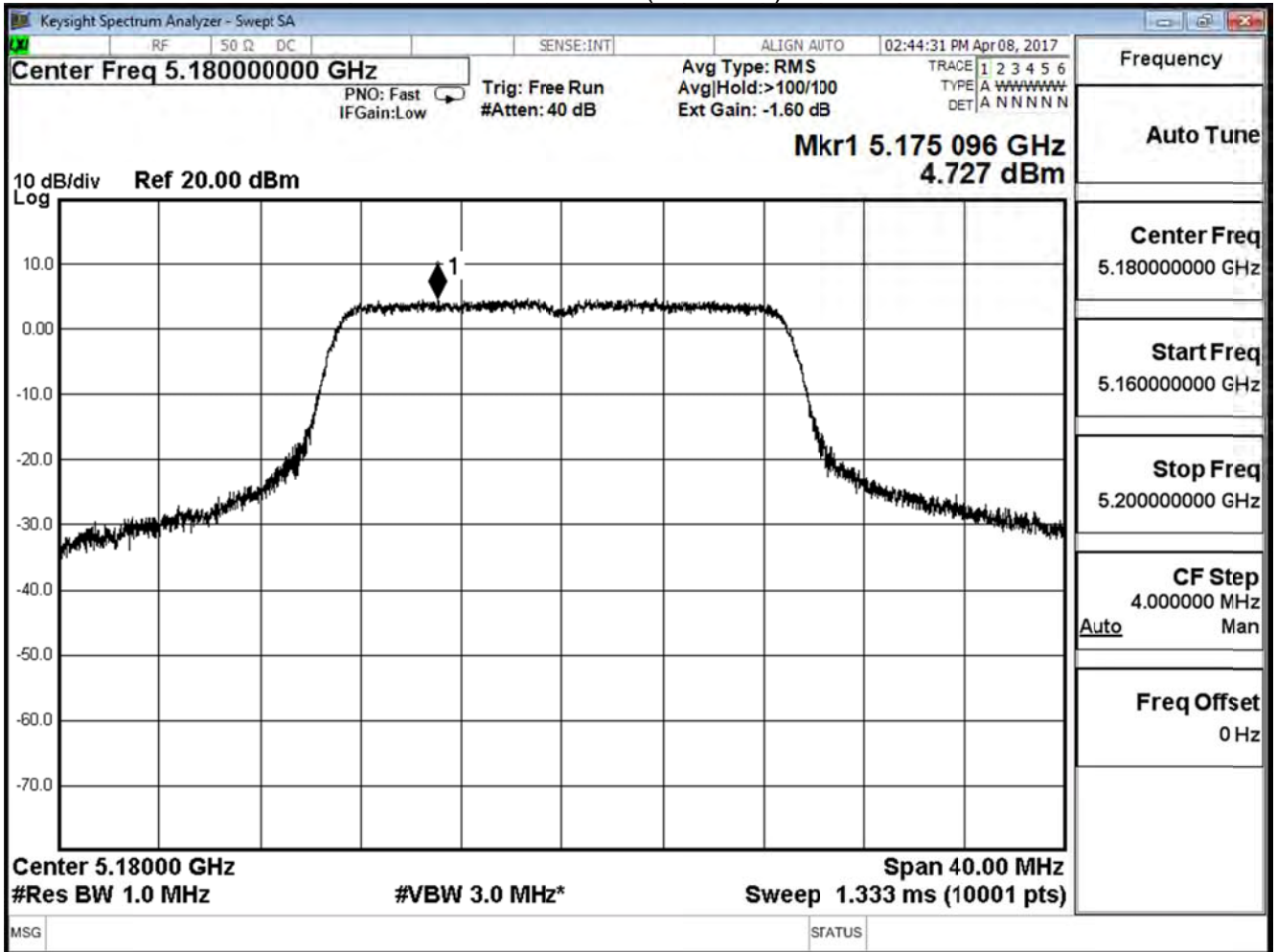
IEEE 802.11n(20MHz) (ANT 1)				
Channel No.	Frequency (MHz)	Measurement (dBm/MHz)	Limit (dBm/MHz)	Result
36	5180	4.727	≤ 15.68	Pass
44	5220	6.656	≤ 15.68	Pass
48	5240	4.165	≤ 15.68	Pass

Note:

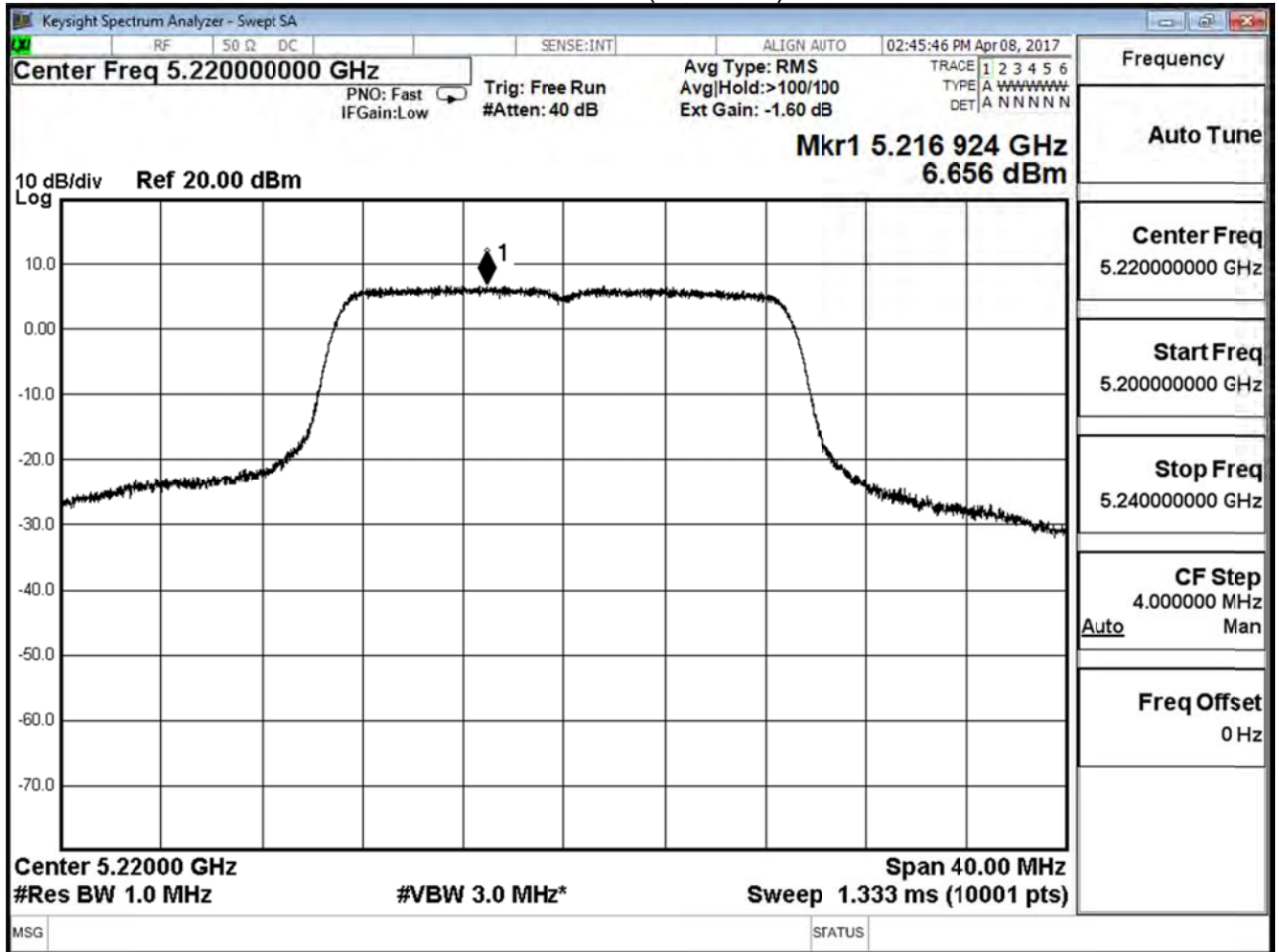
Directional Antenna= $10\log(N)+\text{Max Gain} = 7.32\text{dBi}$

Required Limit= $17\text{dBm}-(7.32\text{dBi}-6\text{dB})=15.68\text{dBm}$

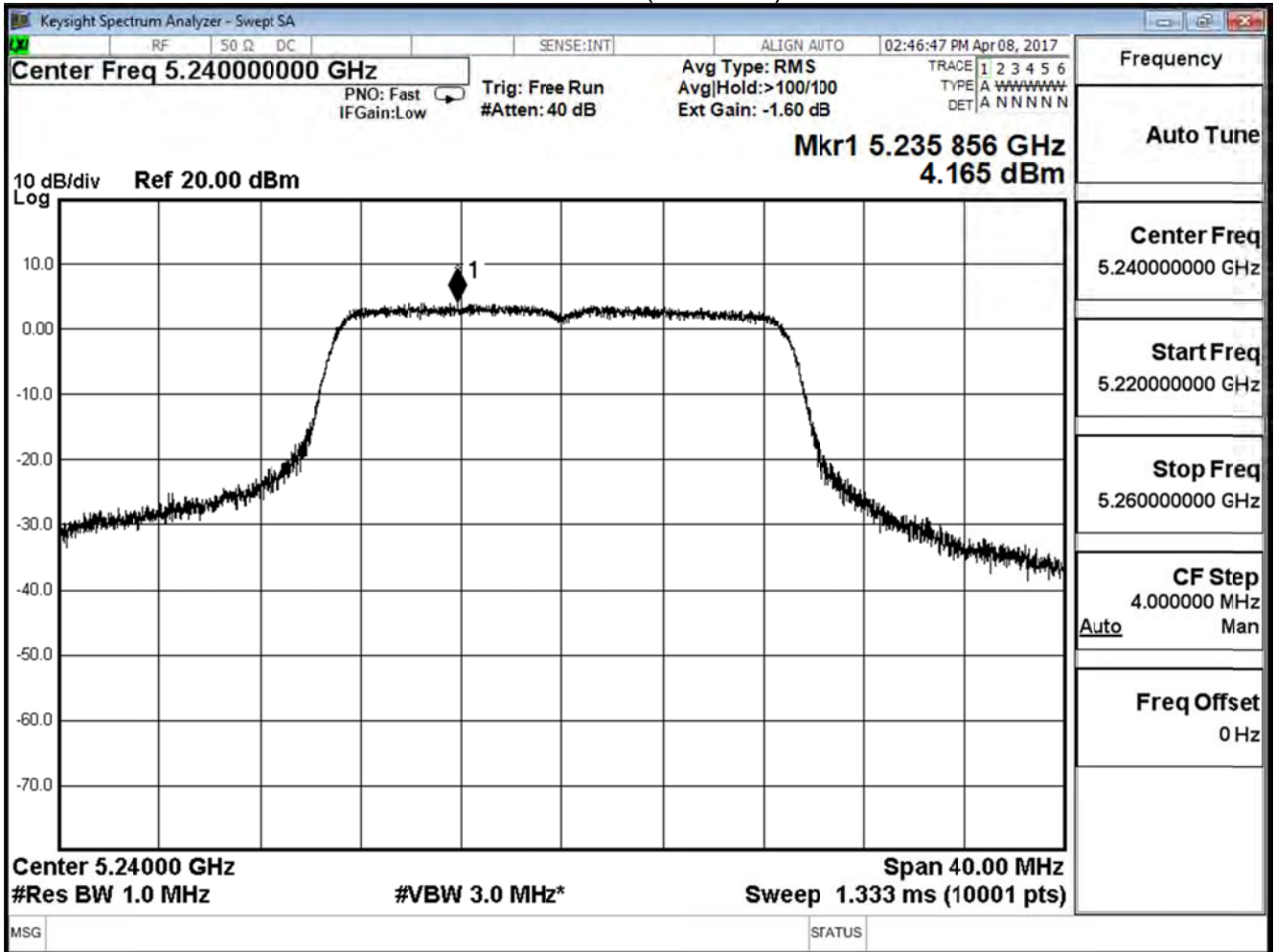
Channel 36 (5180MHz)



Channel 44 (5220MHz)



Channel 48 (5240MHz)



Product	Lyra		
Test Item	Peak Power Spectral Density		
Test Mode	Mode 2: Tx-AD2055320 BF Mode		
Date of Test	2017/04/08	Test Site	SR10-H

IEEE 802.11n(20MHz) (ANT 0+1)				
Channel No.	Frequency (MHz)	Measure Level (dBm/MHz)	Limit (dBm/MHz)	Result
36	5180	7.193	≤ 15.68	Pass
44	5220	9.238	≤ 15.68	Pass
48	5240	7.305	≤ 15.68	Pass

Note:

Directional Antenna= $10\log(N)+\text{Max Gain} = 7.32\text{dBi}$

Required Limit= $17\text{dBm}-(7.32\text{dBi}-6\text{dB})=15.68\text{dBm}$

Product	Lyra		
Test Item	Peak Power Spectral Density		
Test Mode	Mode 2: Tx-AD2055320 BF Mode		
Date of Test	2017/04/08	Test Site	SR10-H

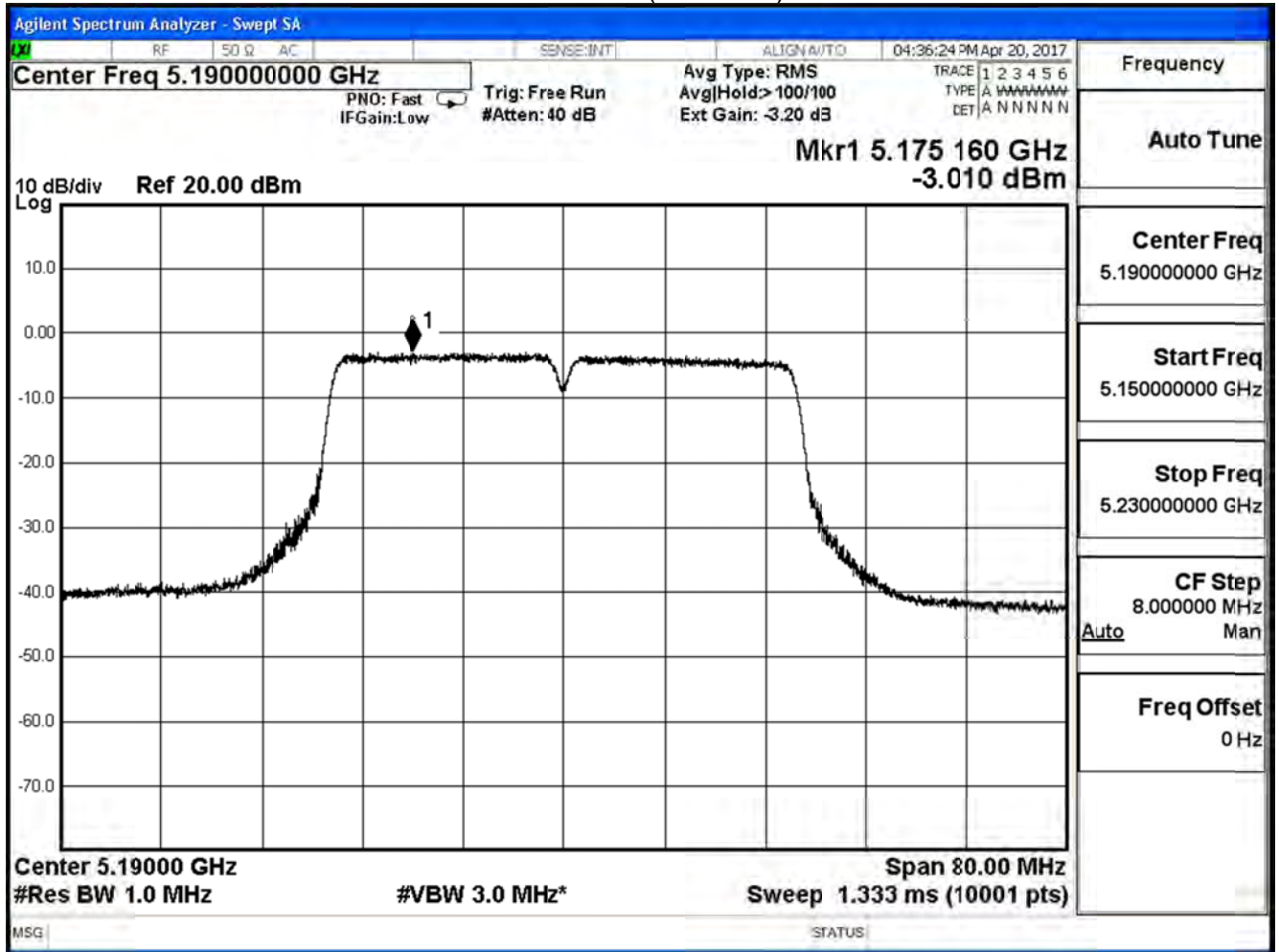
IEEE 802.11n(40MHz)(ANT 0)				
Channel No.	Frequency (MHz)	Measure Level (dBm/MHz)	Limit (dBm/MHz)	Result
38	5190	-3.010	≤ 15.68	Pass
46	5230	0.063	≤ 15.68	Pass

Note:

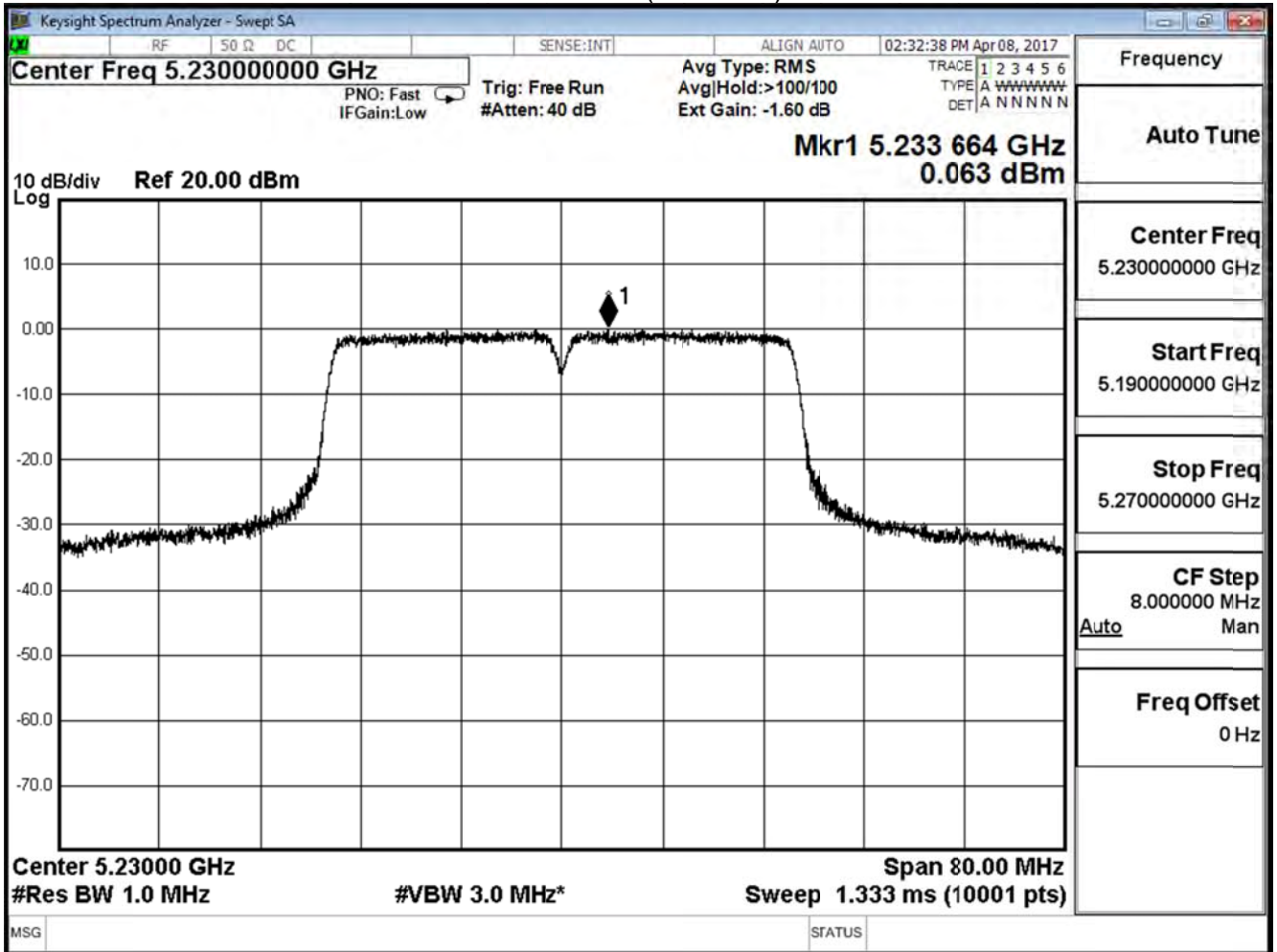
Directional Antenna= $10\log(N)+\text{Max Gain} = 7.32\text{dBi}$

Required Limit= $17\text{dBm}-(7.32\text{dBi}-6\text{dB})=15.68\text{dBm}$

Channel 38 (5190MHz)



Channel 46 (5230MHz)



Product	Lyra		
Test Item	Peak Power Spectral Density		
Test Mode	Mode 2: Tx-AD2055320 BF Mode		
Date of Test	2017/04/08	Test Site	SR10-H

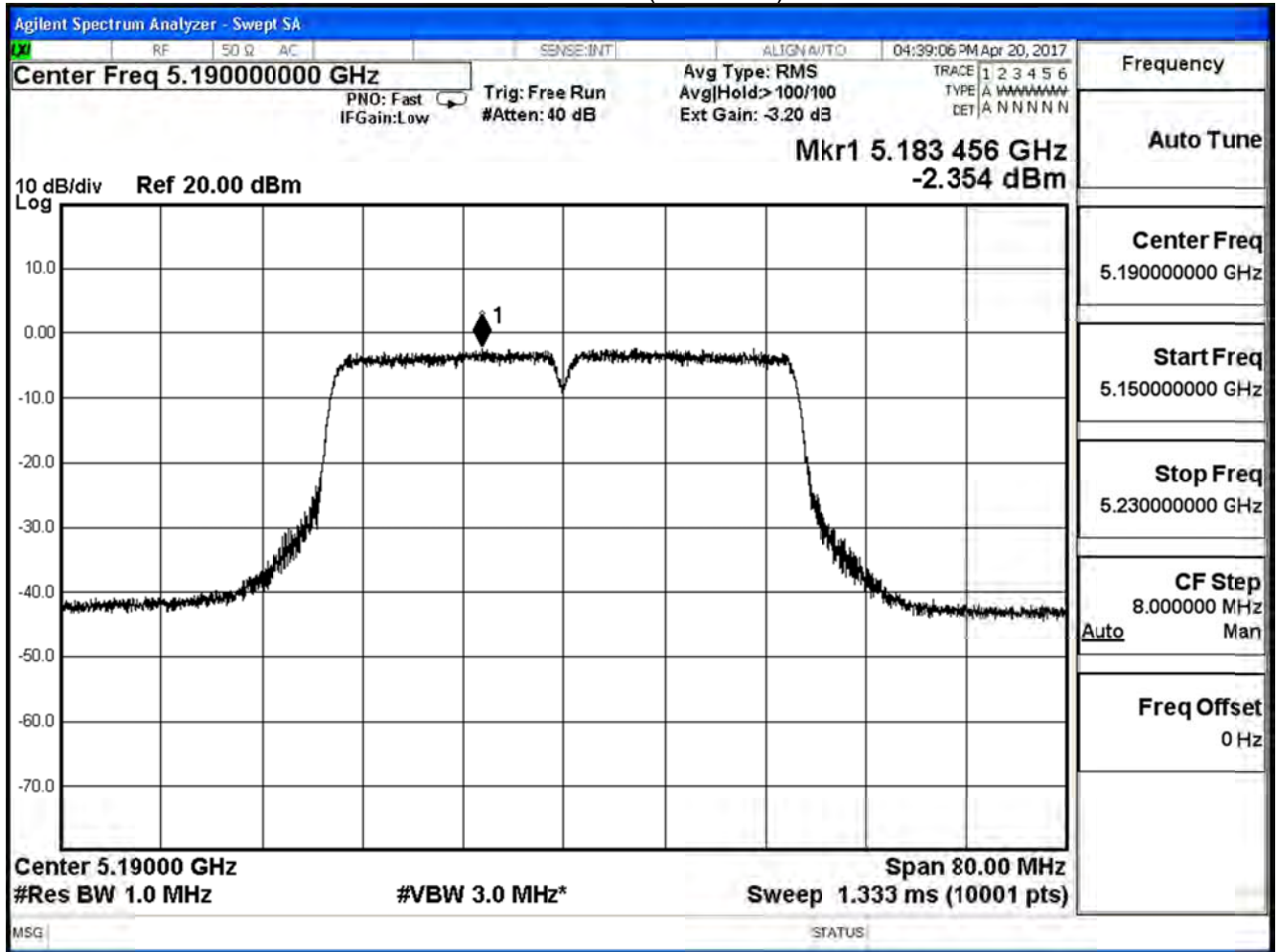
IEEE 802.11n(40MHz) (ANT 1)				
Channel No.	Frequency (MHz)	Measurement (dBm/MHz)	Limit (dBm/MHz)	Result
38	5190	-2.354	≤ 15.68	Pass
46	5230	0.695	≤ 15.68	Pass

Note:

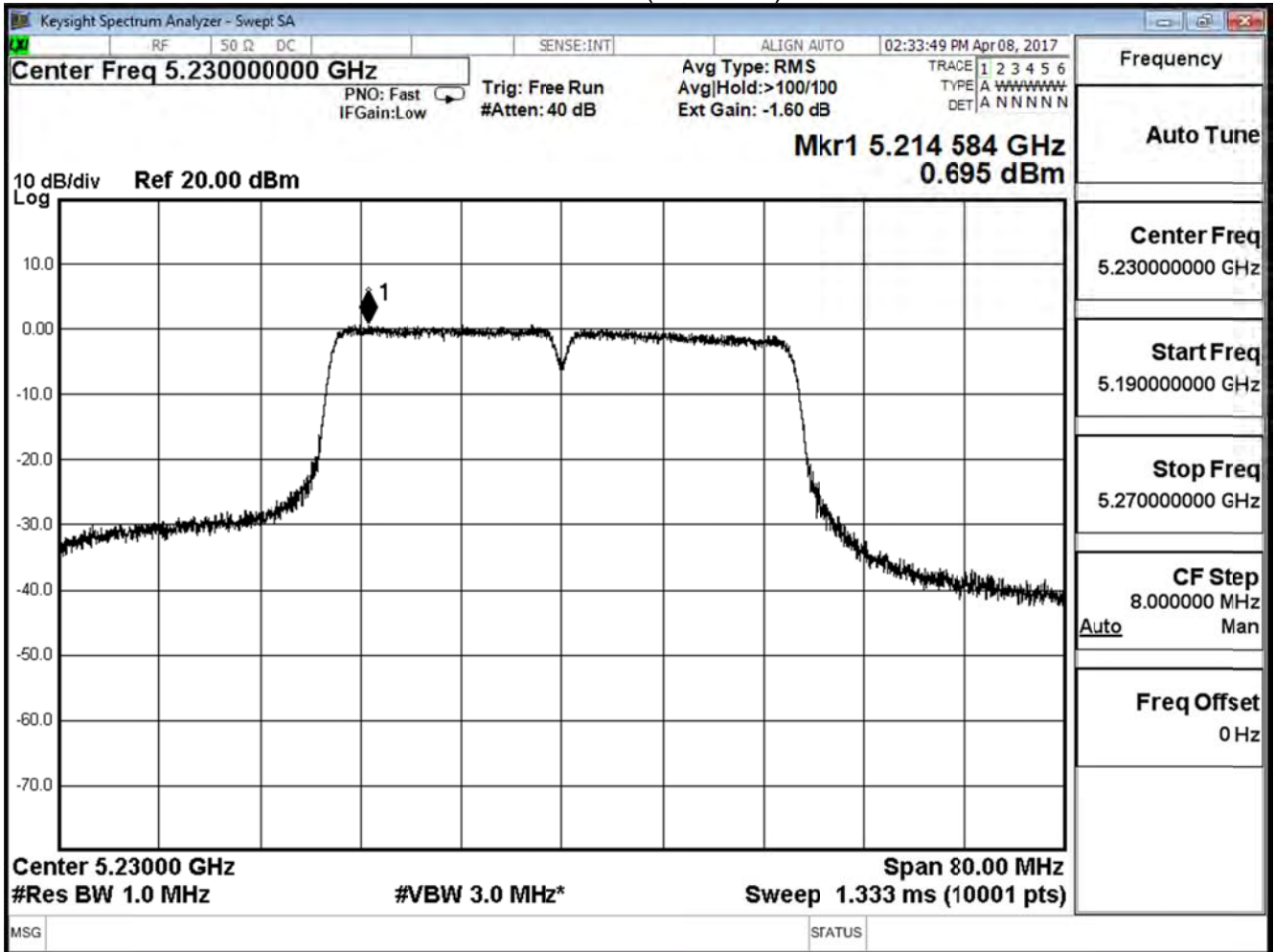
Directional Antenna= $10\log(N)+\text{Max Gain} = 7.32\text{dBi}$

Required Limit= $17\text{dBm}-(7.32\text{dBi}-6\text{dB})=15.68\text{dBm}$

Channel 38 (5190MHz)



Channel 46 (5230MHz)



Product	Lyra		
Test Item	Peak Power Spectral Density		
Test Mode	Mode 2: Tx-AD2055320 BF Mode		
Date of Test	2017/04/08	Test Site	SR10-H

IEEE 802.11n(40MHz) (ANT 0+1)				
Channel No.	Frequency (MHz)	Measure Level (dBm/MHz)	Limit (dBm/MHz)	Result
38	5190	0.341	≤ 15.68	Pass
46	5230	3.401	≤ 15.68	Pass

Note:

Directional Antenna= $10\log(N)+\text{Max Gain} = 7.32\text{dBi}$

Required Limit= $17\text{dBm}-(7.32\text{dBi}-6\text{dB})=15.68\text{dBm}$

Product	Lyra		
Test Item	Peak Power Spectral Density		
Test Mode	Mode 2: Tx-AD2055320 BF Mode		
Date of Test	2017/04/08	Test Site	SR10-H

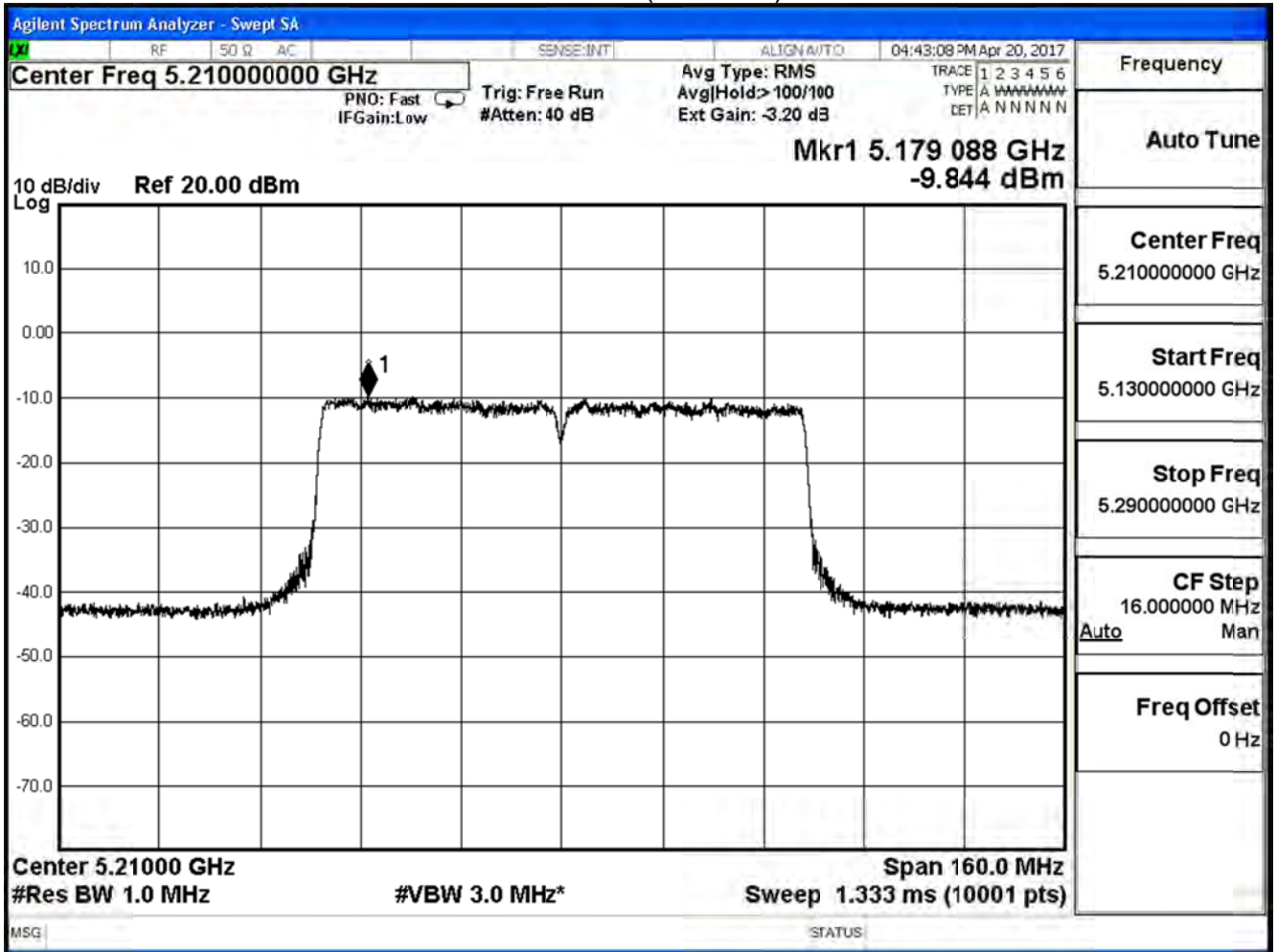
IEEE 802.11ac(80MHz)(ANT 0)				
Channel No.	Frequency (MHz)	Measure Level (dBm/MHz)	Limit (dBm/MHz)	Result
42	5210	-9.844	≤ 15.68	Pass

Note:

Directional Antenna= $10\log(N)+\text{Max Gain} = 7.32\text{dBi}$

Required Limit= $17\text{dBm}-(7.32\text{dBi}-6\text{dB})=15.68\text{dBm}$

Channel 42 (5210MHz)



Product	Lyra		
Test Item	Peak Power Spectral Density		
Test Mode	Mode 2: Tx-AD2055320 BF Mode		
Date of Test	2017/04/08	Test Site	SR10-H

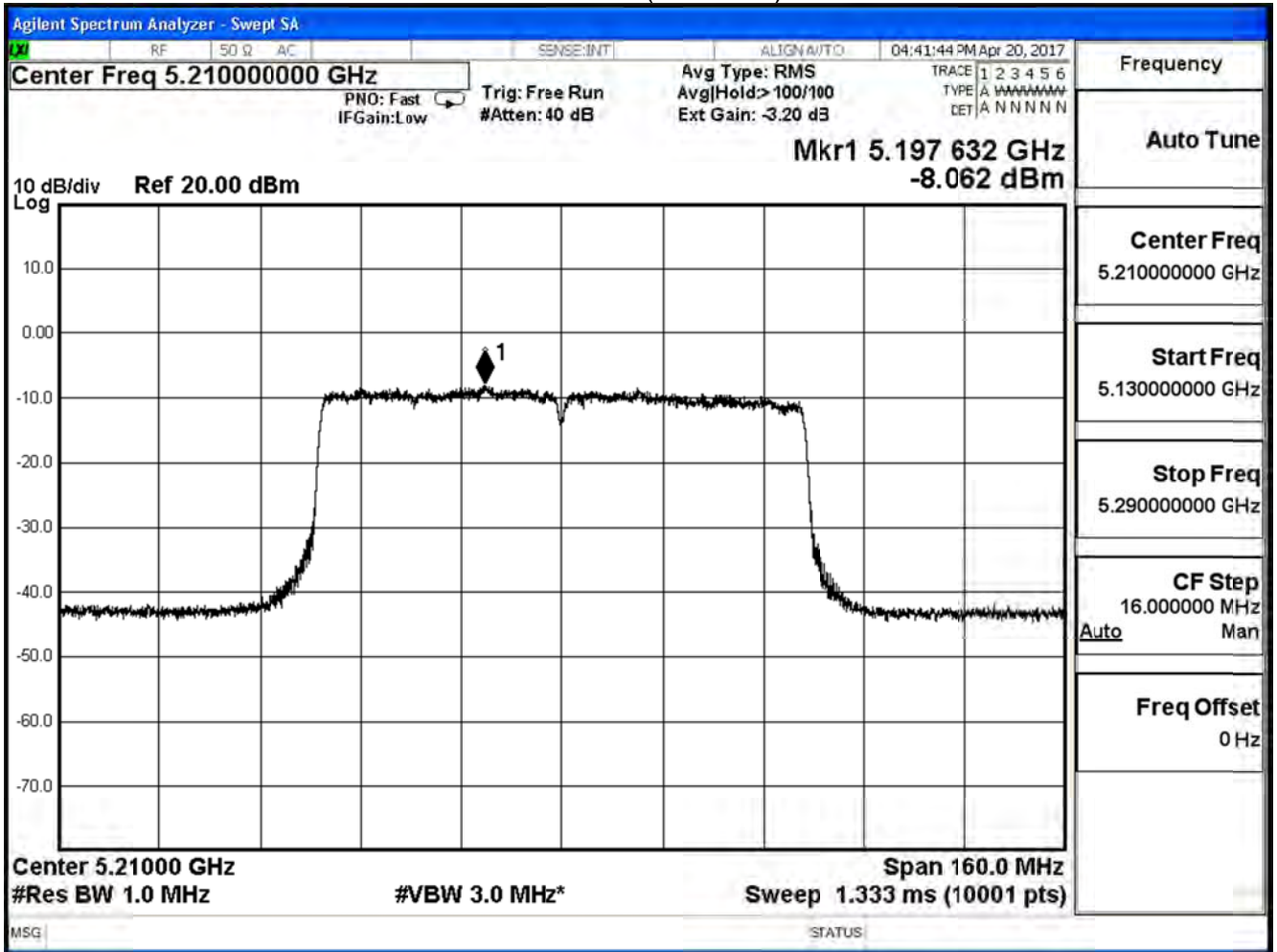
IEEE 802.11ac(80MHz) (ANT 1)				
Channel No.	Frequency (MHz)	Measurement (dBm/MHz)	Limit (dBm/MHz)	Result
42	5210	-8.062	≤ 15.68	Pass

Note:

Directional Antenna= $10\log(N)+\text{Max Gain} = 7.32\text{dBi}$

Required Limit= $17\text{dBm}-(7.32\text{dBi}-6\text{dB})=15.68\text{dBm}$

Channel 42 (5210MHz)



Product	Lyra		
Test Item	Peak Power Spectral Density		
Test Mode	Mode 2: Tx-AD2055320 BF Mode		
Date of Test	2017/04/08	Test Site	SR10-H

IEEE 802.11ac(80MHz)(ANT 0+1)				
Channel No.	Frequency (MHz)	Measure Level (dBm/MHz)	Limit (dBm/MHz)	Result
42	5210	-5.852	≤ 15.31	Pass

Note:

Directional Antenna= $10\log(N)+\text{Max Gain} =7.32\text{dBi}$

Required Limit= $17\text{dBm}-(7.32\text{dBi}-6\text{dB})=15.68\text{dBm}$

Product	Lyra		
Test Item	Peak Power Spectral Density		
Test Mode	Mode 1: Tx-AD2055320 Mode		
Date of Test	2017/04/08	Test Site	SR10-H

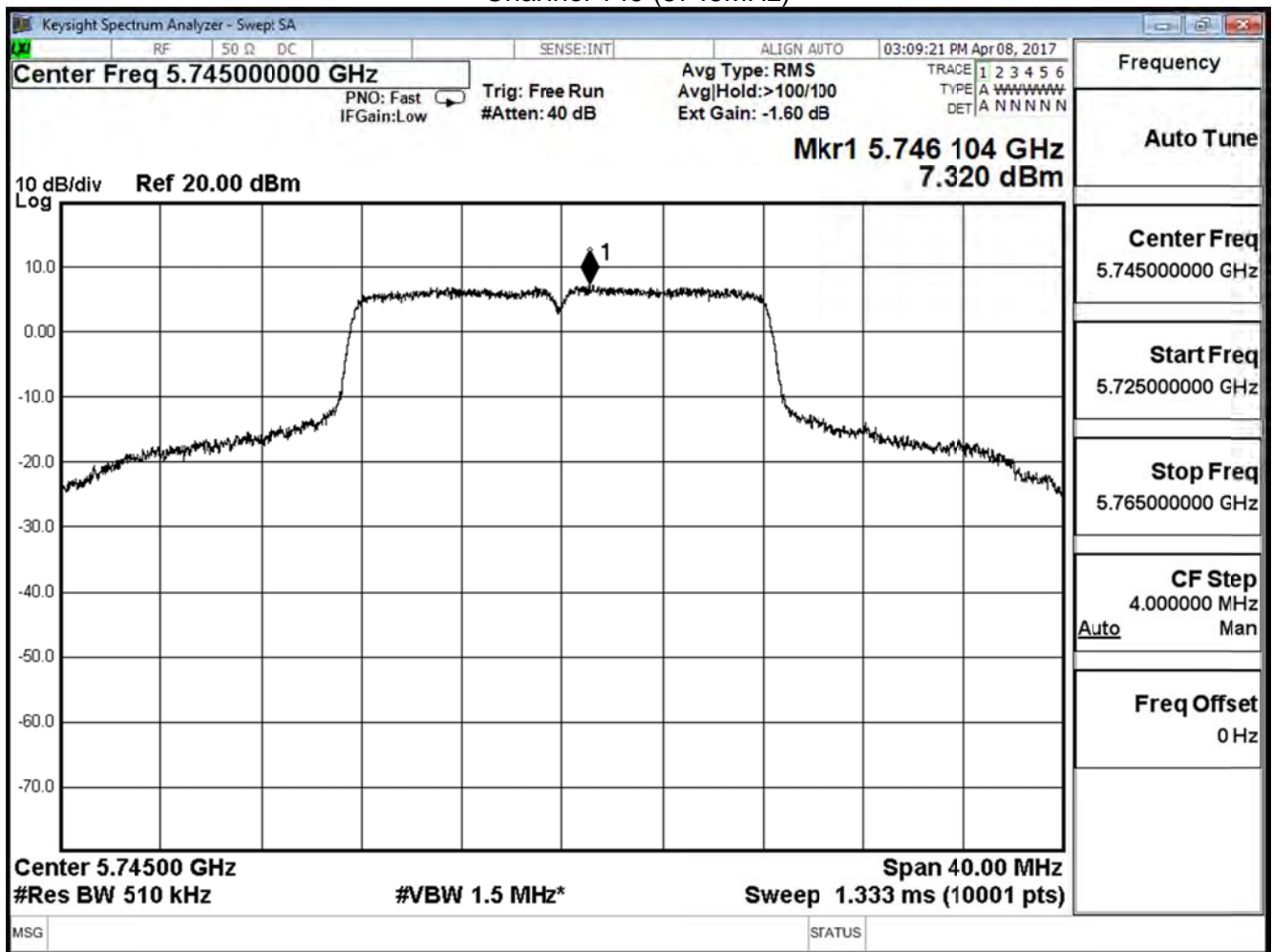
IEEE 802.11a (ANT 0)				
Channel No.	Frequency (MHz)	Measure Level (dBm/500KHz)	Limit (dBm/500KHz)	Result
149	5745	7.320	≤ 29	Pass
157	5785	7.625	≤ 29	Pass
165	5825	9.606	≤ 29	Pass

Note:

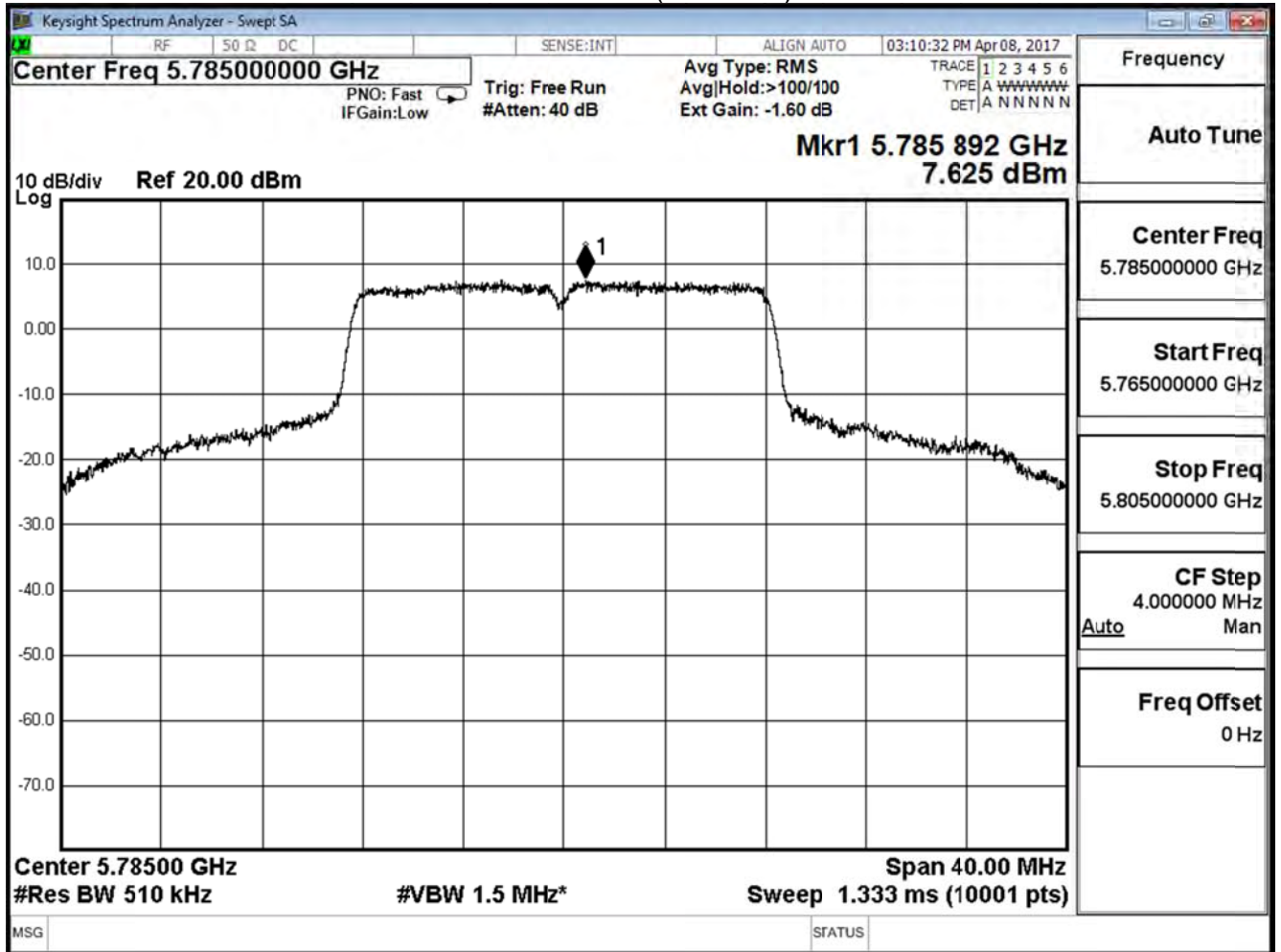
Directional Antenna=10log(N)+Max Gain =7dBi

Required Limit=30dBm-(7dBi-6dB)=29dBm

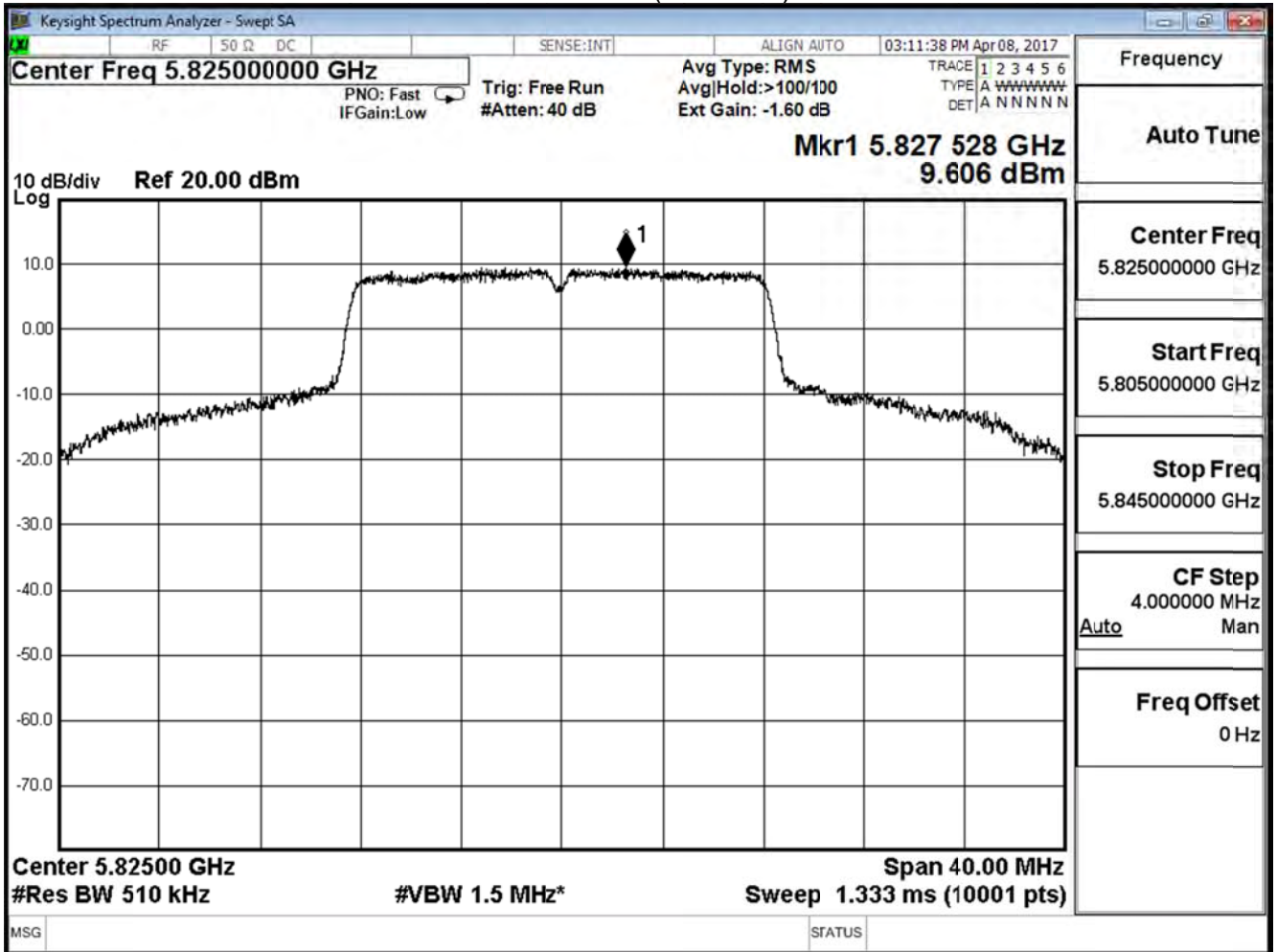
Channel 149 (5745MHz)



Channel 157 (5785MHz)



Channel 165 (5825MHz)

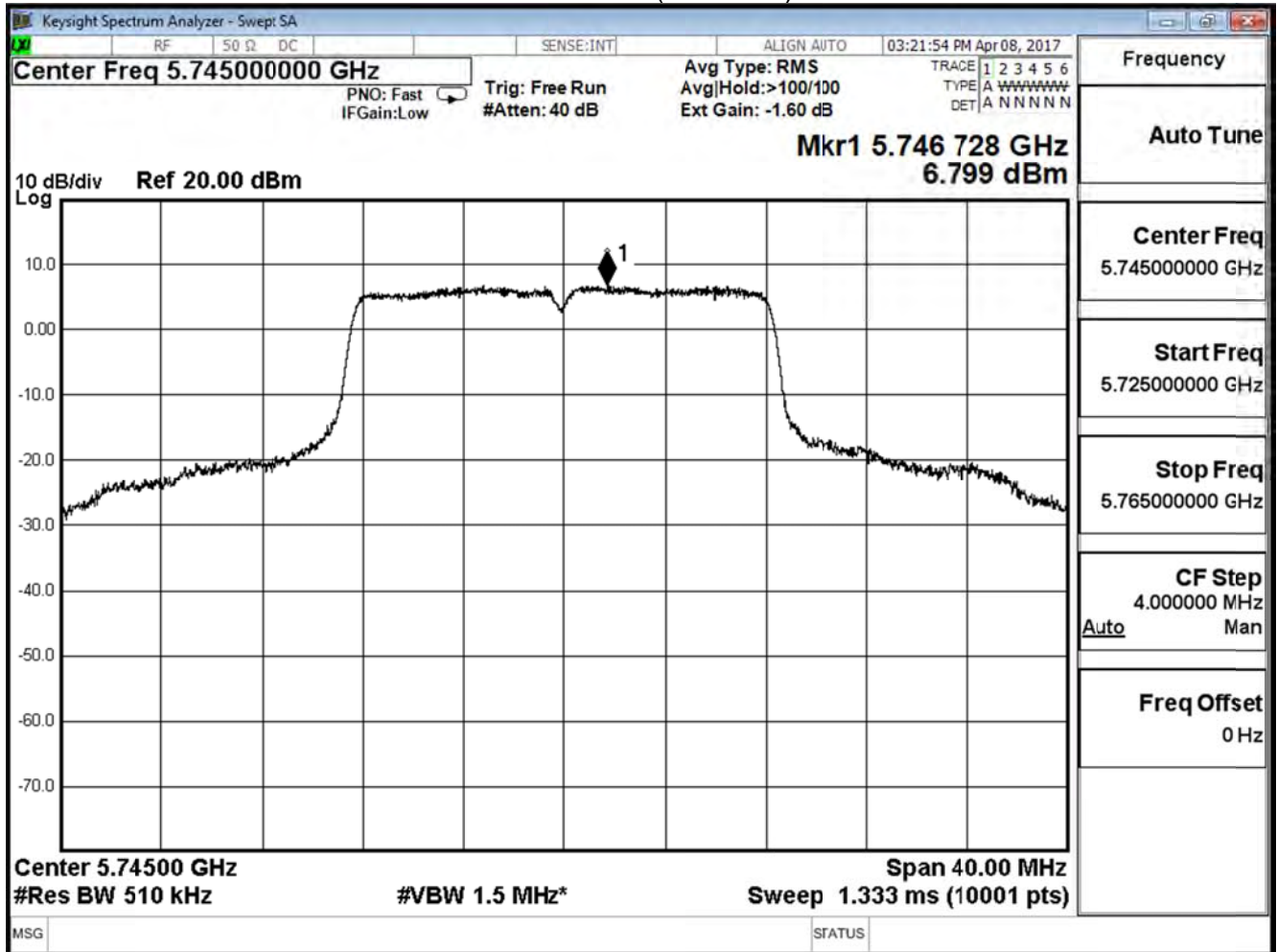


Product	Lyra		
Test Item	Peak Power Spectral Density		
Test Mode	Mode 1: Tx-AD2055320 Mode		
Date of Test	2017/04/12	Test Site	SR10-H

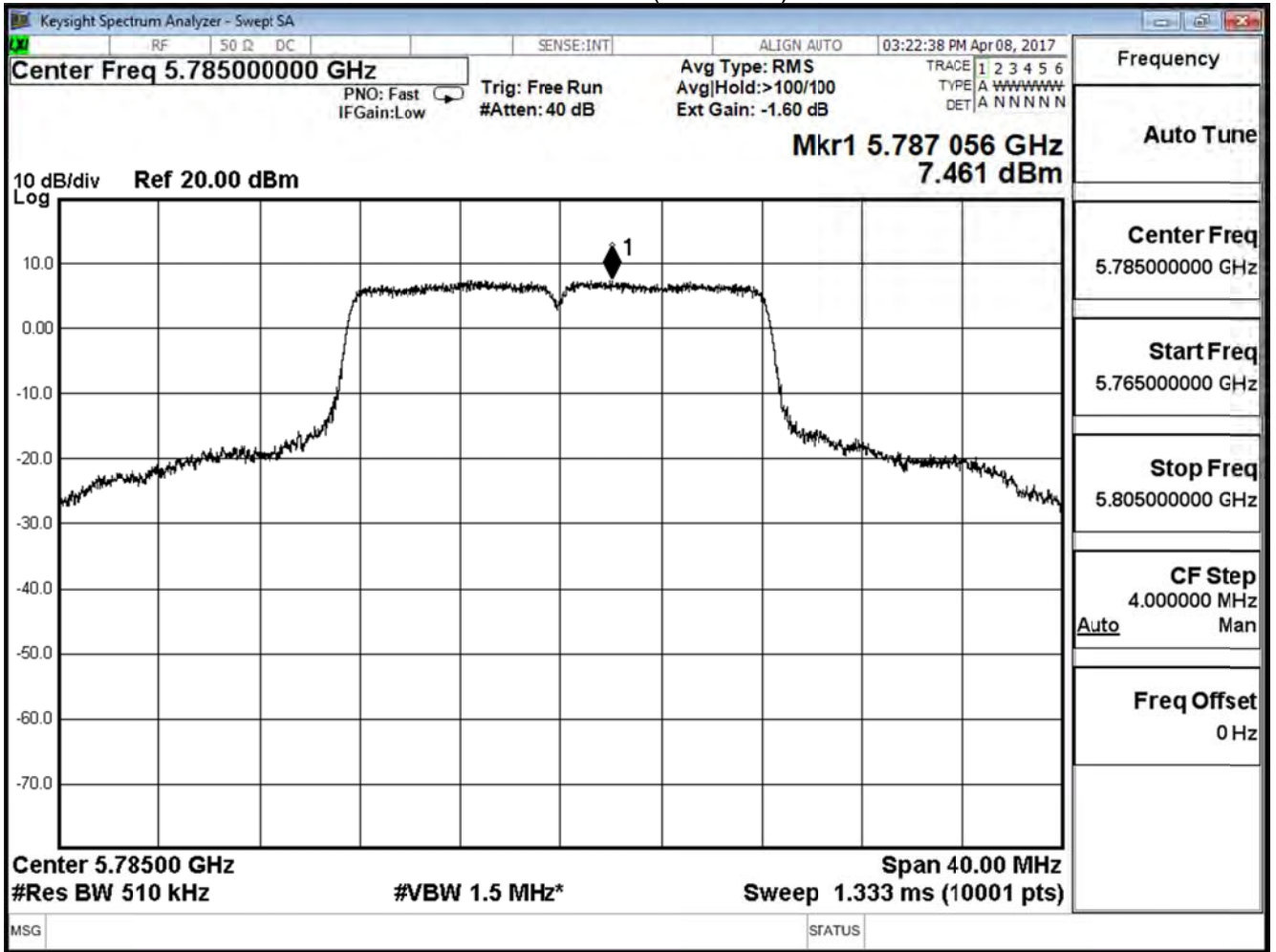
IEEE 802.11a (ANT 1)				
Channel No.	Frequency (MHz)	Measure Level (dBm/500KHz)	Limit (dBm/500KHz)	Result
149	5745	6.799	≤ 29	Pass
157	5785	7.461	≤ 29	Pass
165	5825	7.813	≤ 29	Pass

Note:
 Directional Antenna=10log(N)+Max Gain =7dBi
 Required Limit=30dBm-(7dBi-6dB)=29dBm

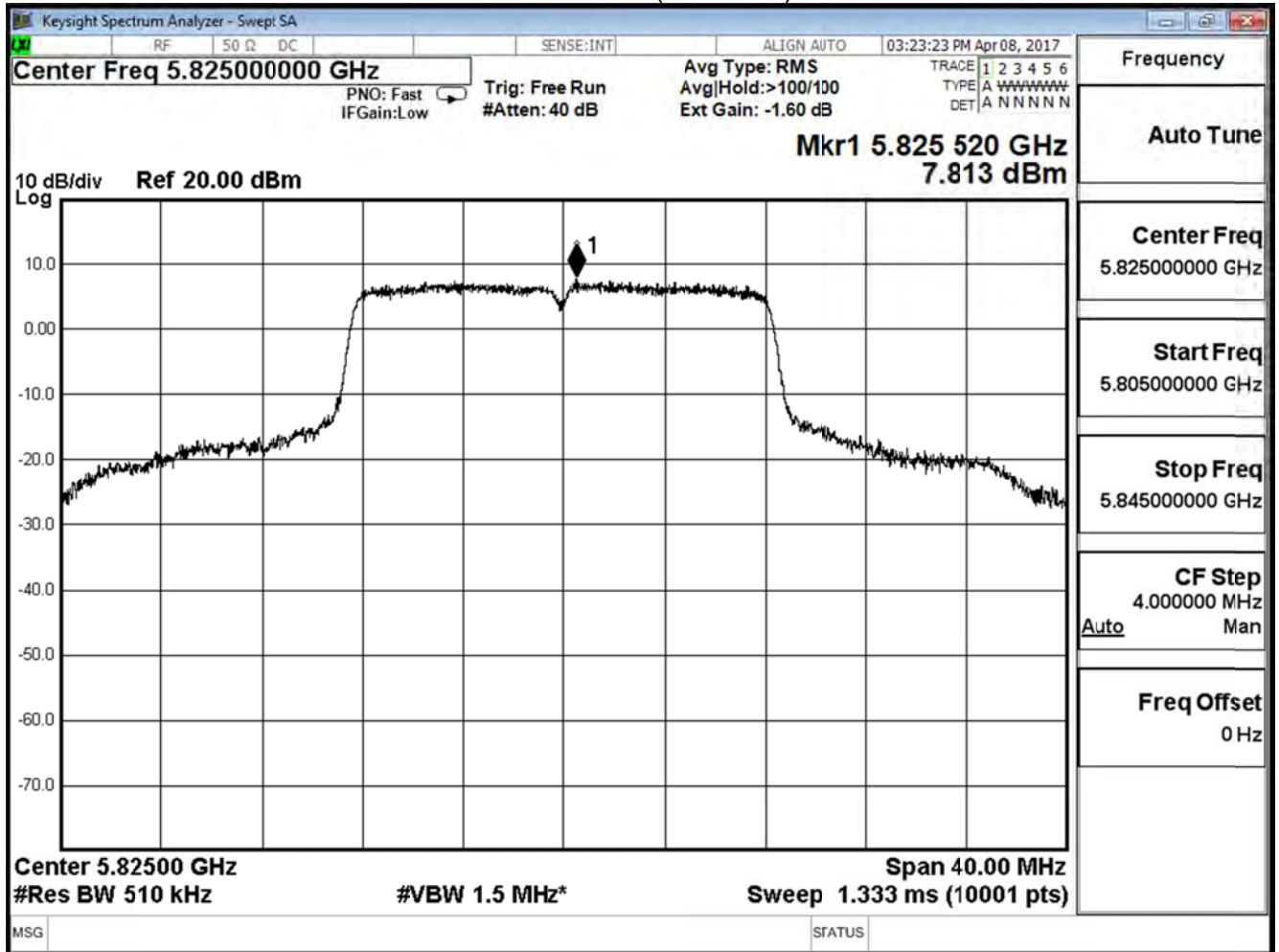
Channel 149 (5745MHz)



Channel 157 (5785MHz)



Channel 165 (5825MHz)



Product	Lyra		
Test Item	Peak Power Spectral Density		
Test Mode	Mode 1: Tx-AD2055320 Mode		
Date of Test	2017/04/12	Test Site	SR10-H

IEEE 802.11a (ANT 0+1)				
Channel No.	Frequency (MHz)	Measure Level (dBm/500KHz)	Limit (dBm/500KHz)	Result
149	5745	10.078	≤ 29	Pass
157	5785	10.554	≤ 29	Pass
165	5825	11.812	≤ 29	Pass

Note:

Directional Antenna= $10\log(N)+\text{Max Gain} = 7\text{dBi}$

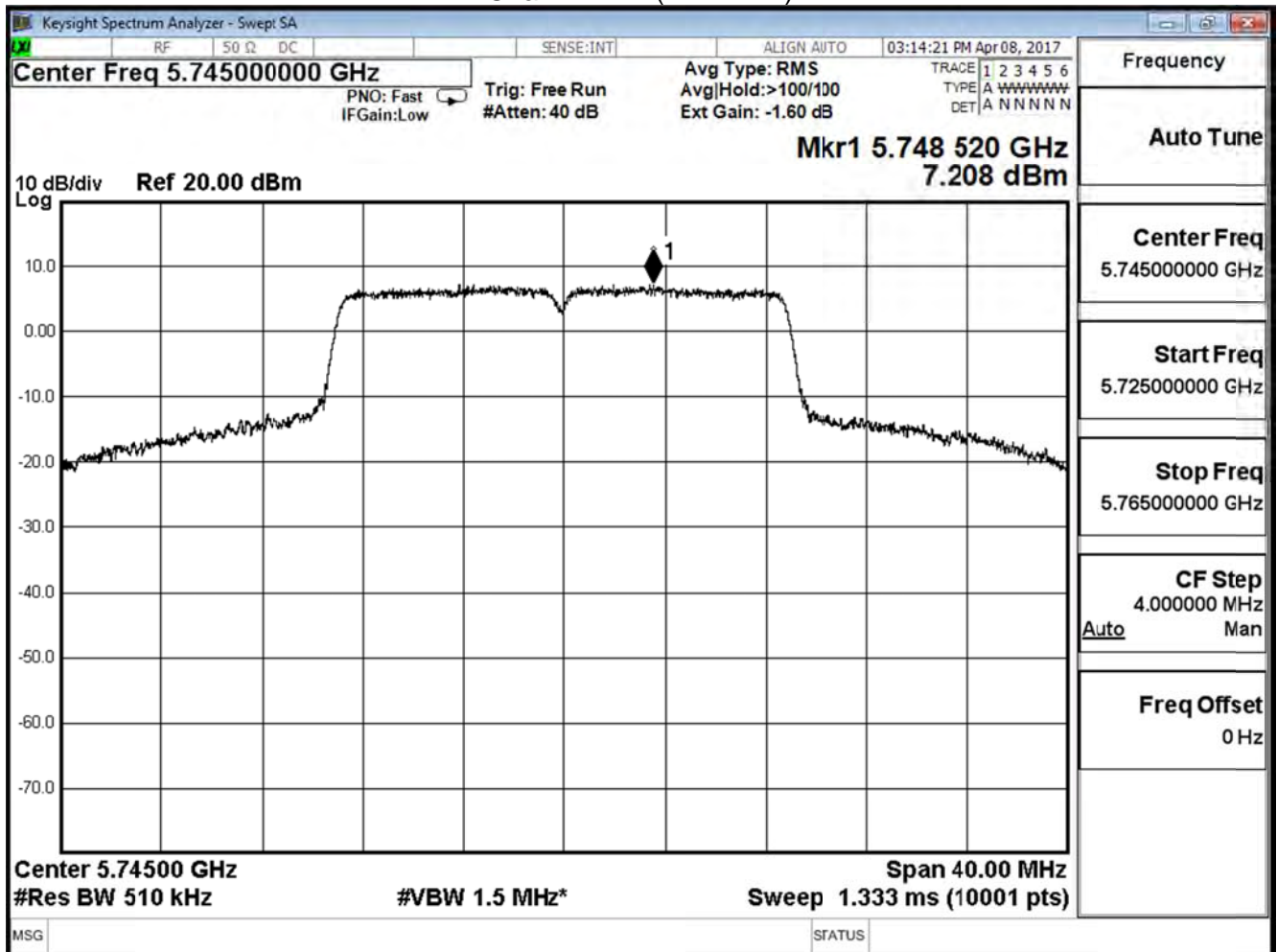
Required Limit= $30\text{dBm}-(7\text{dBi}-6\text{dB})=29\text{dBm}$

Product	Lyra		
Test Item	Peak Power Spectral Density		
Test Mode	Mode 1: Tx-AD2055320 Mode		
Date of Test	2017/04/12	Test Site	SR10-H

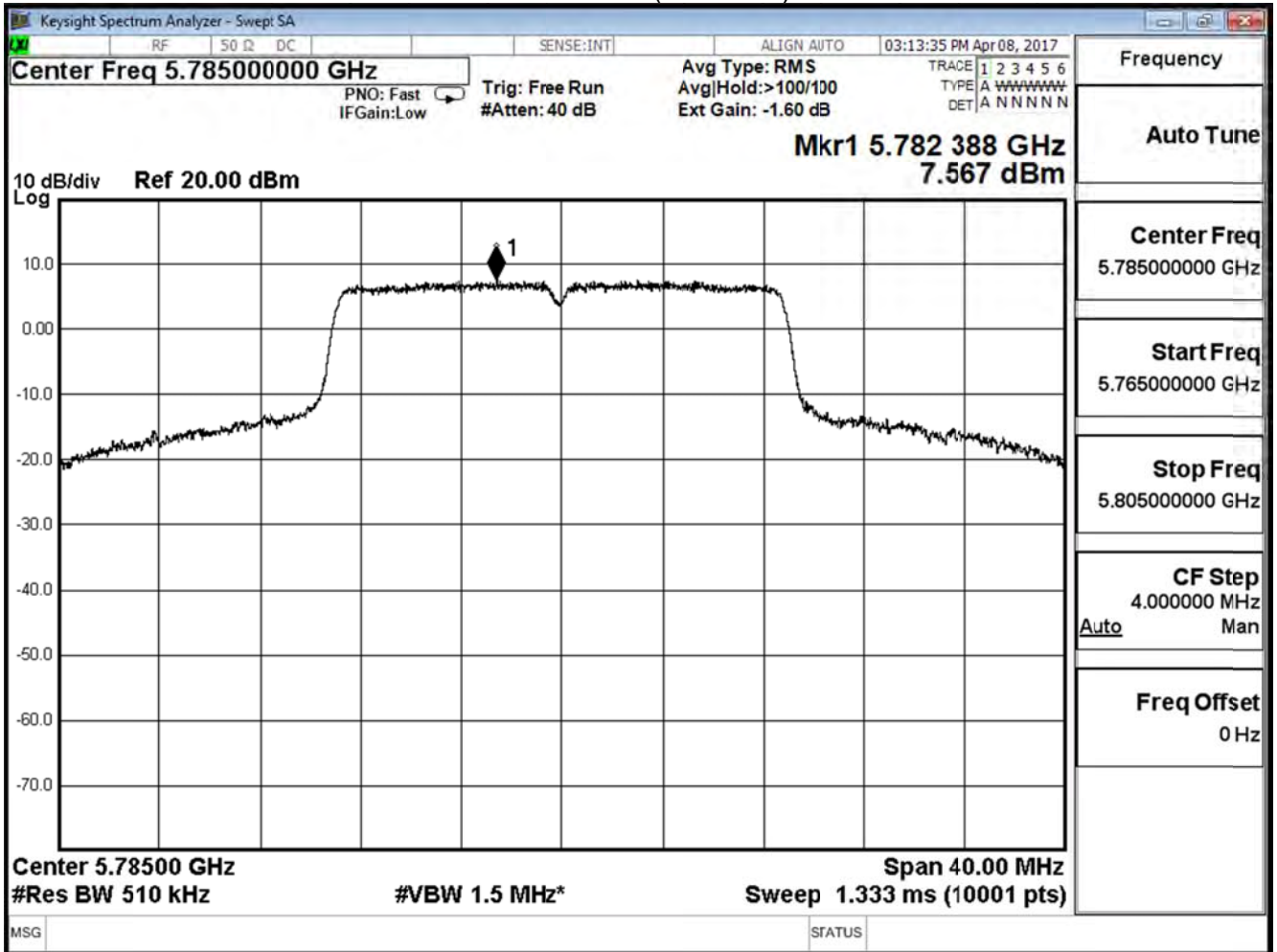
IEEE 802.11n(20MHz)(ANT 0)				
Channel No.	Frequency (MHz)	Measure Level (dBm/500KHz)	Limit (dBm/500KHz)	Result
149	5745	7.208	≤ 29	Pass
157	5785	7.567	≤ 29	Pass
165	5825	9.174	≤ 29	Pass

Note:
 Directional Antenna=10log(N)+Max Gain =7dBi
 Required Limit=30dBm-(7dBi-6dB)=29dBm

Channel 149 (5745MHz)



Channel 157 (5785MHz)



Channel 165 (5825MHz)



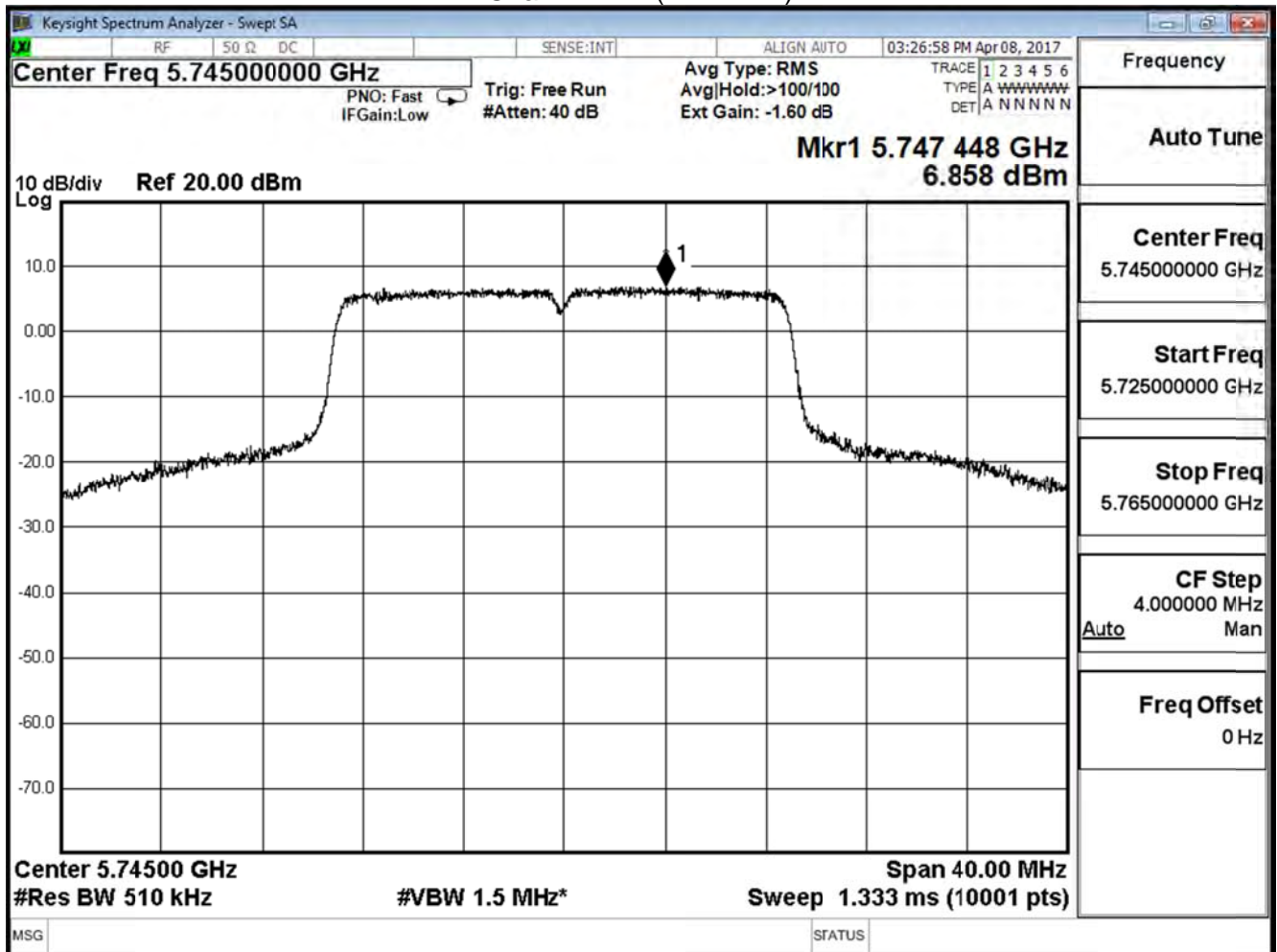
Product	Lyra		
Test Item	Peak Power Spectral Density		
Test Mode	Mode 1: Tx-AD2055320 Mode		
Date of Test	2017/04/12	Test Site	SR10-H

IEEE 802.11n(20MHz) (ANT 1)

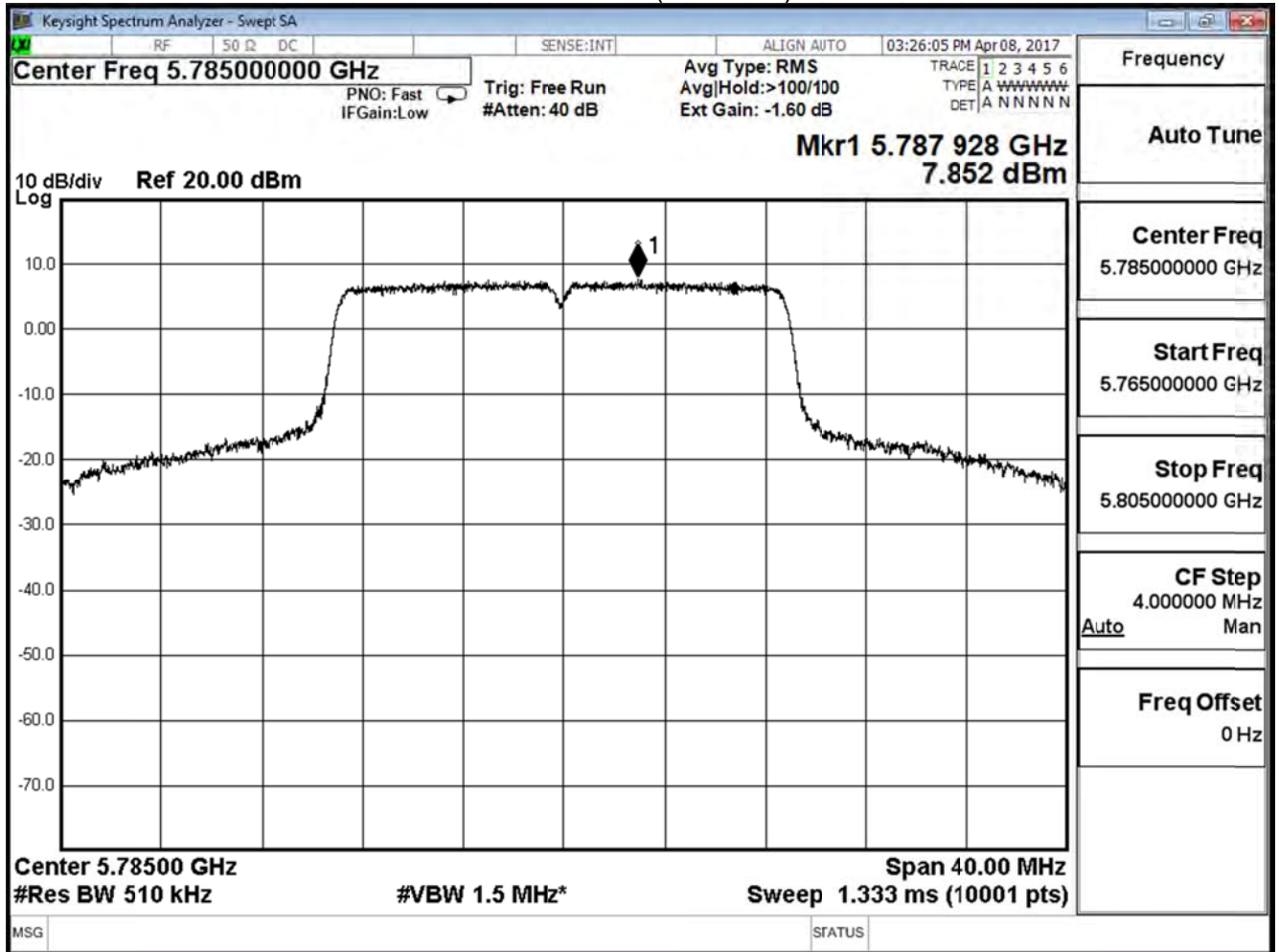
Channel No.	Frequency (MHz)	Measurement (dBm/500KHz)	Limit (dBm/500KHz)	Result
149	5745	6.858	≤ 29	Pass
157	5785	7.852	≤ 29	Pass
165	5825	6.734	≤ 29	Pass

Note:
 Directional Antenna=10log(N)+Max Gain =7dBi
 Required Limit=30dBm-(7dBi-6dB)=29dBm

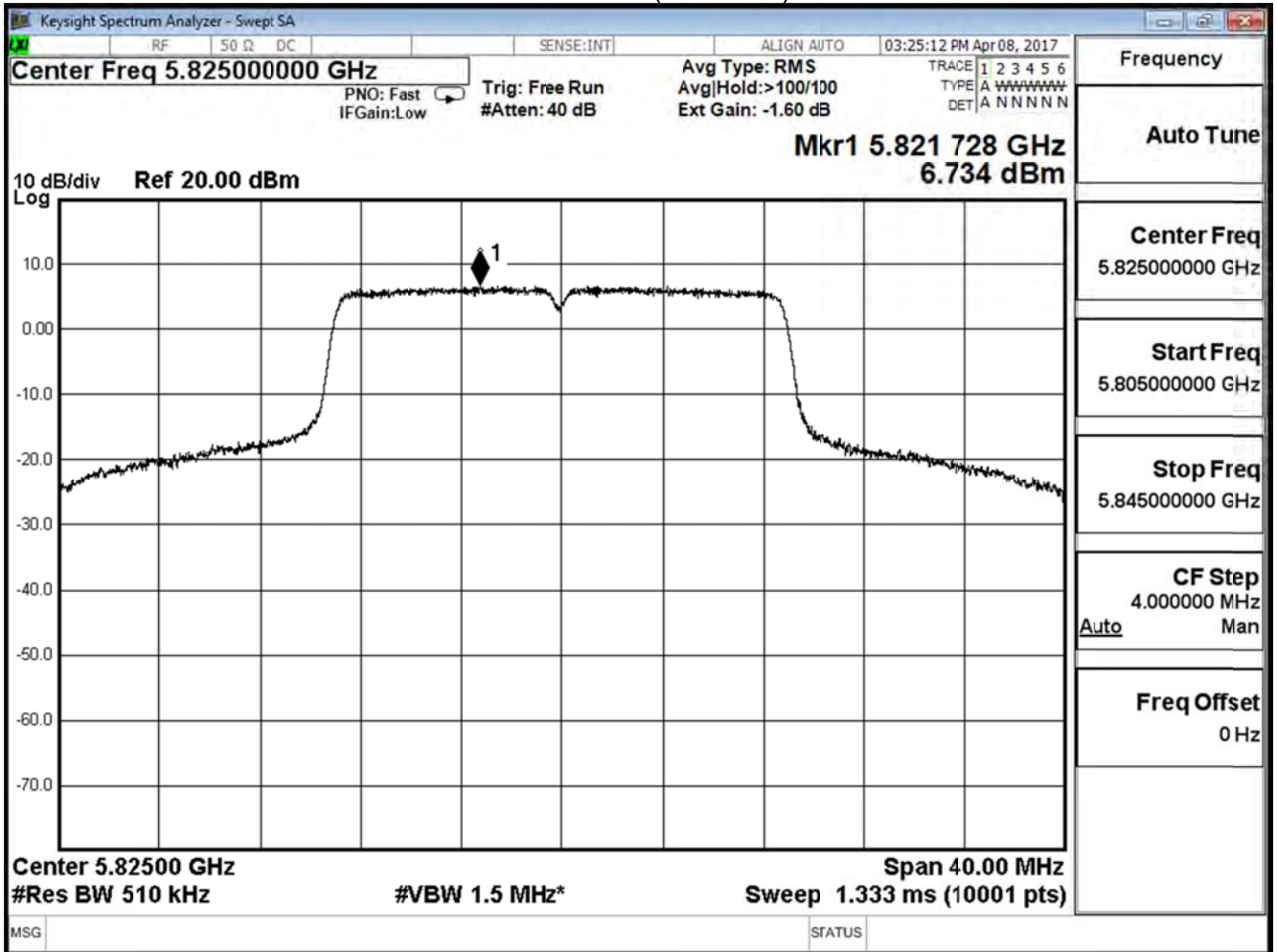
Channel 149 (5745MHz)



Channel 157 (5785MHz)



Channel 165 (5825MHz)



Product	Lyra		
Test Item	Peak Power Spectral Density		
Test Mode	Mode 1: Tx-AD2055320 Mode		
Date of Test	2017/04/12	Test Site	SR10-H

IEEE 802.11n(20MHz) (ANT 0+1)				
Channel No.	Frequency (MHz)	Measure Level (dBm/500KHz)	Limit (dBm/500KHz)	Result
149	5745	10.047	≤ 29	Pass
157	5785	10.722	≤ 29	Pass
165	5825	11.133	≤ 29	Pass

Note:

Directional Antenna= $10\log(N)+\text{Max Gain} = 7\text{dBi}$

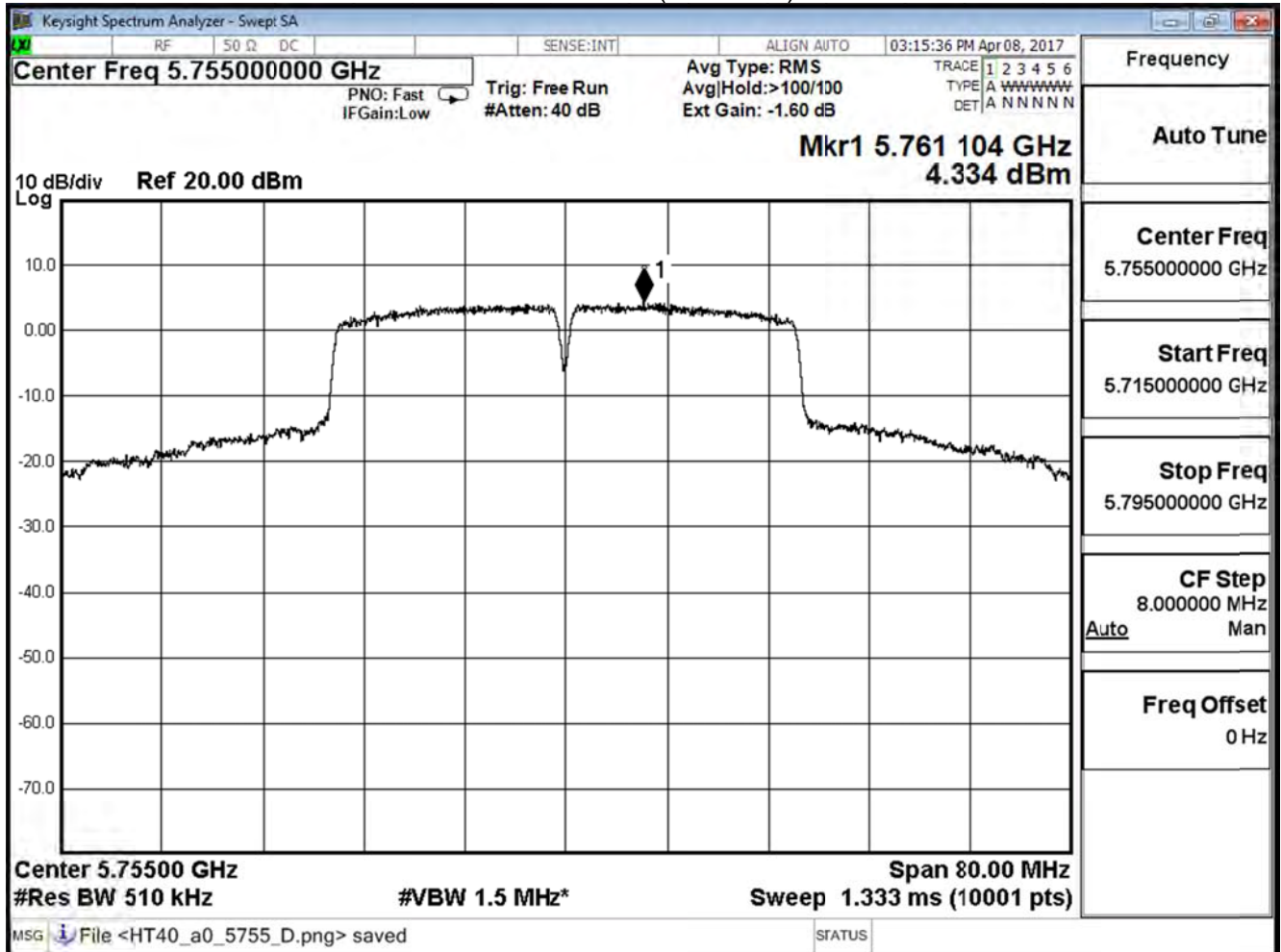
Required Limit= $30\text{dBm}-(7\text{dBi}-6\text{dB})=29\text{dBm}$

Product	Lyra		
Test Item	Peak Power Spectral Density		
Test Mode	Mode 1: Tx-AD2055320 Mode		
Date of Test	2017/04/08	Test Site	SR10-H

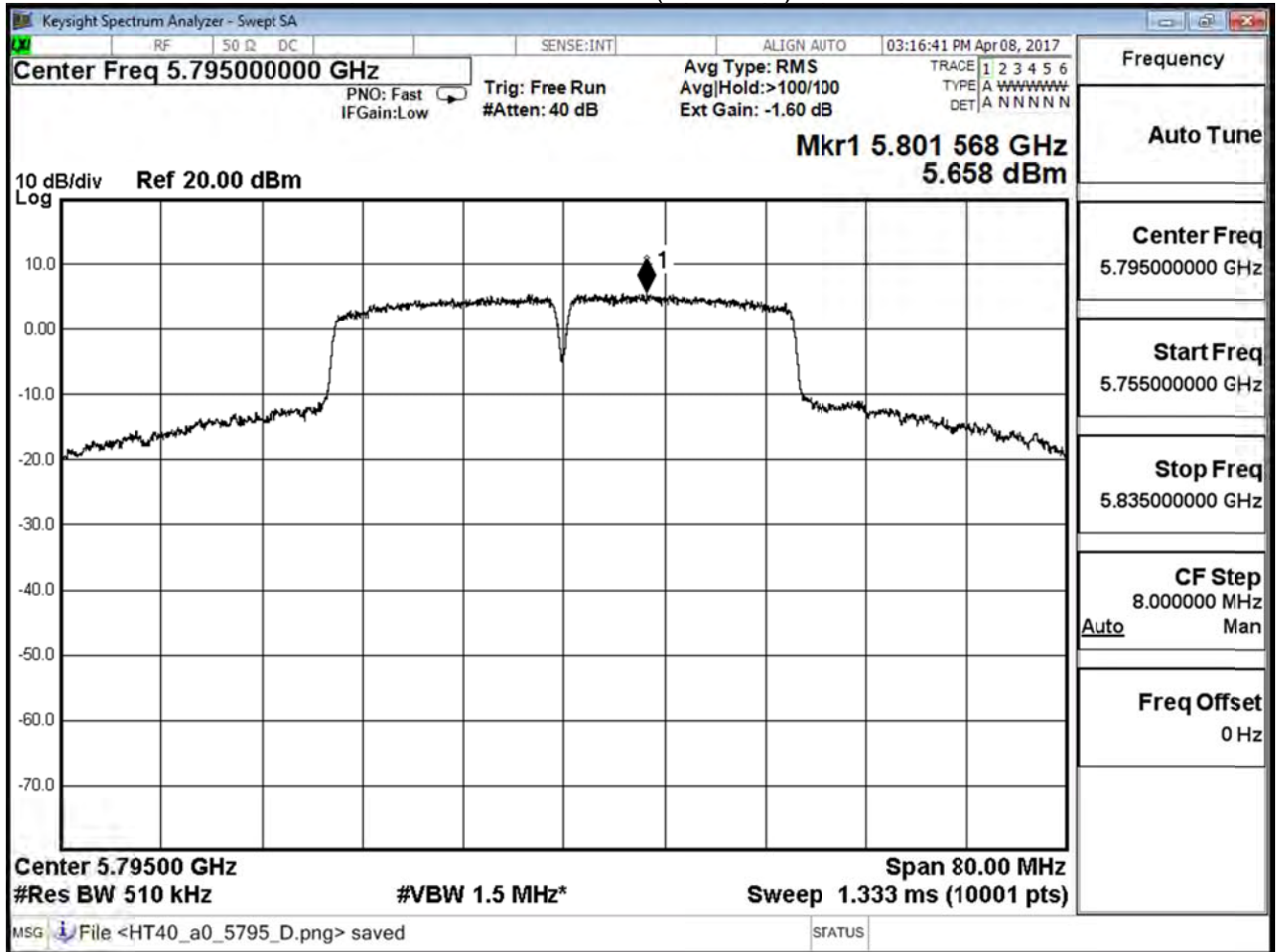
IEEE 802.11n(40MHz)(ANT 0)				
Channel No.	Frequency (MHz)	Measure Level (dBm/500KHz)	Limit (dBm/500KHz)	Result
151	5755	4.334	≤ 29	Pass
159	5795	5.658	≤ 29	Pass

Note:
 Directional Antenna=10log(N)+Max Gain =7dBi
 Required Limit=30dBm-(7dBi-6dB)=29dBm

Channel 151 (5755MHz)



Channel 159 (5795MHz)

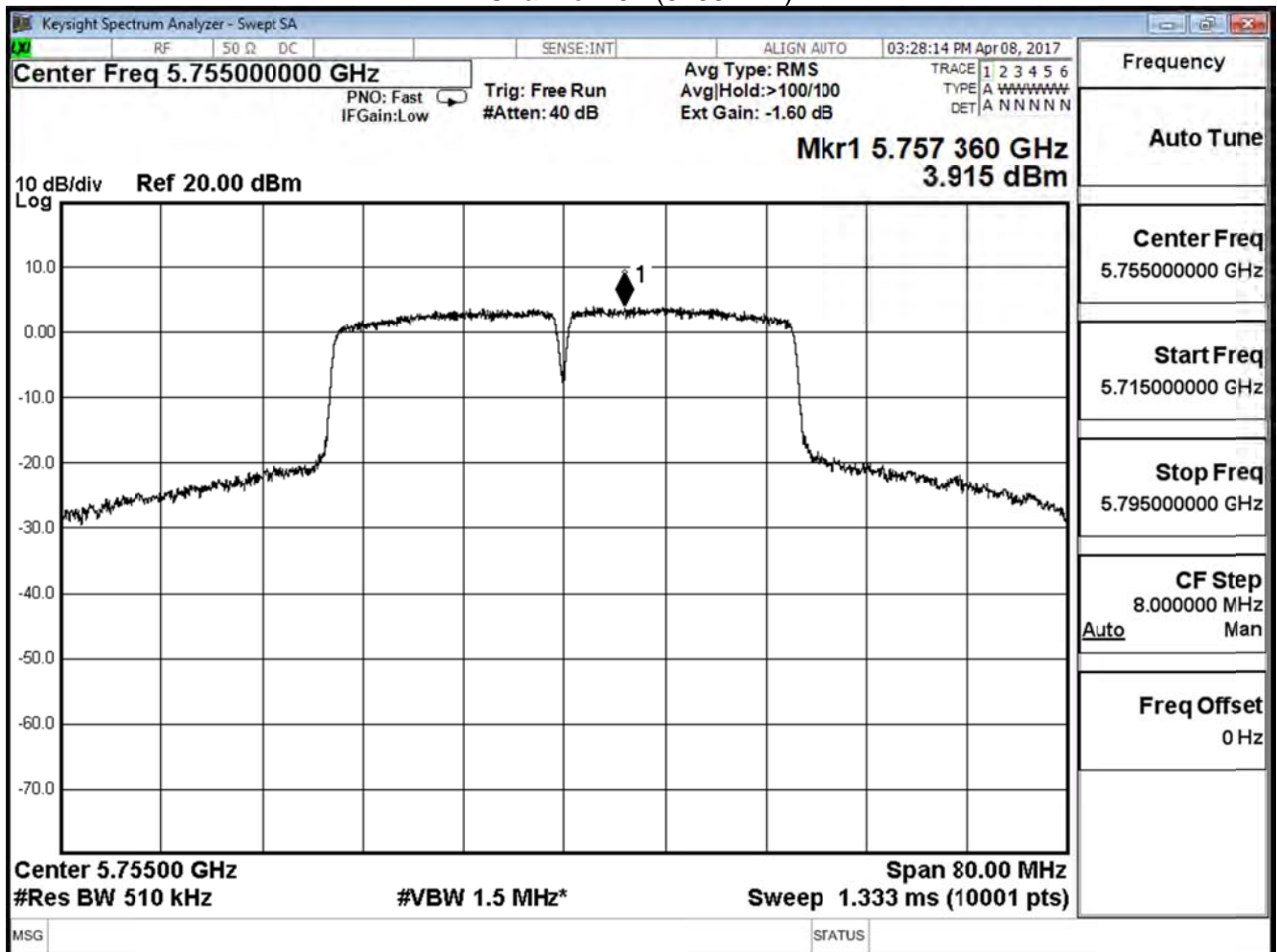


Product	Lyra		
Test Item	Peak Power Spectral Density		
Test Mode	Mode 1: Tx-AD2055320 Mode		
Date of Test	2017/04/08	Test Site	SR10-H

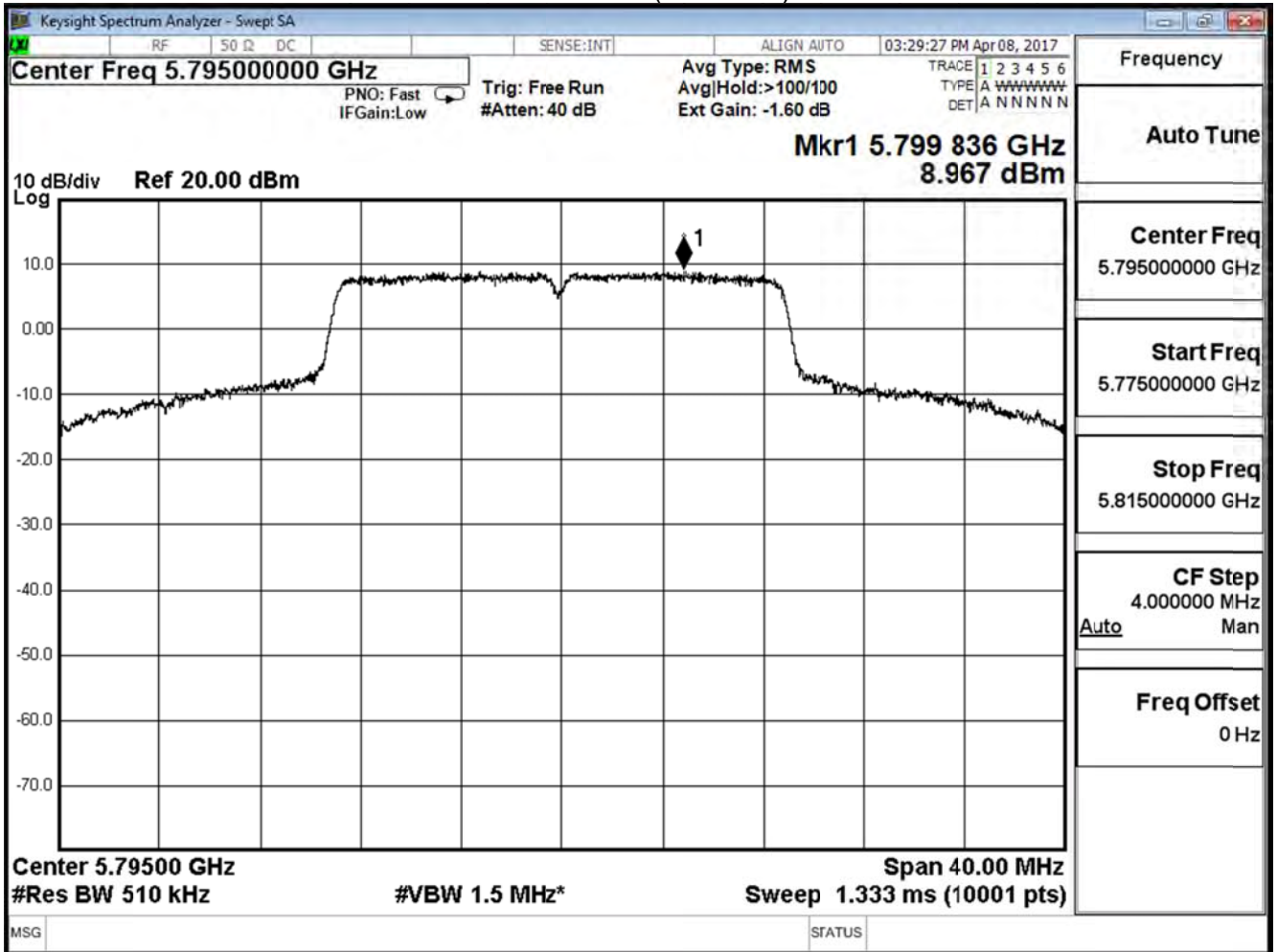
IEEE 802.11n(40MHz) (ANT 1)				
Channel No.	Frequency (MHz)	Measurement (dBm/500KHz)	Limit (dBm/500KHz)	Result
151	5755	3.915	≤ 29	Pass
159	5795	8.967	≤ 29	Pass

Note:
 Directional Antenna=10log(N)+Max Gain =7dBi
 Required Limit=30dBm-(7dBi-6dB)=29dBm

Channel 151 (5755MHz)



Channel 159 (5795MHz)



Product	Lyra		
Test Item	Peak Power Spectral Density		
Test Mode	Mode 1: Tx-AD2055320 Mode		
Date of Test	2017/04/08	Test Site	SR10-H

IEEE 802.11n(40MHz) (ANT 0+1)				
Channel No.	Frequency (MHz)	Measure Level (dBm/500KHz)	Limit (dBm/500KHz)	Result
151	5755	7.140	≤ 29	Pass
159	5795	10.631	≤ 29	Pass

Note:

Directional Antenna= $10\log(N)+\text{Max Gain} = 7\text{dBi}$

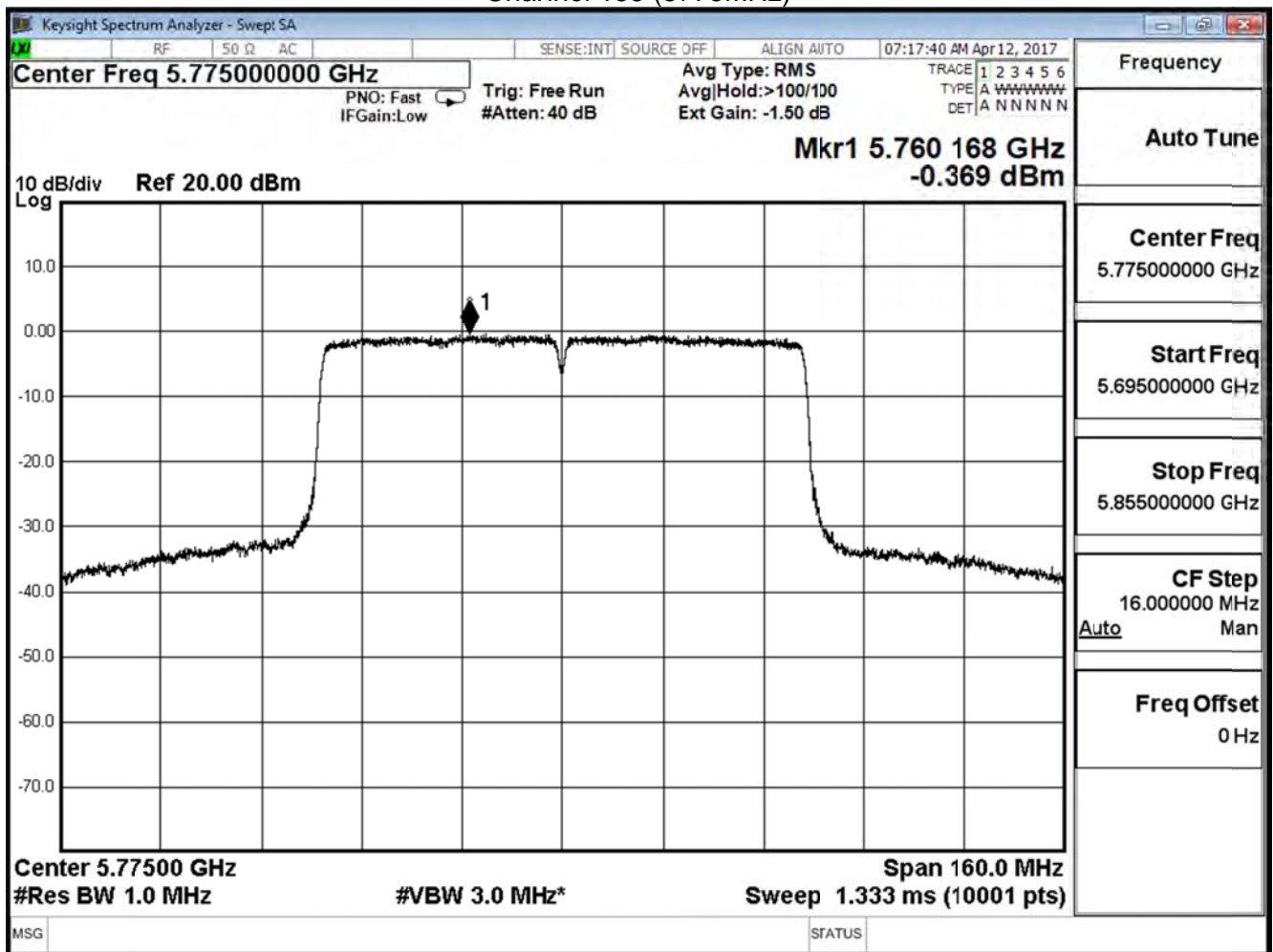
Required Limit= $30\text{dBm}-(7\text{dBi}-6\text{dB})=29\text{dBm}$

Product	Lyra		
Test Item	Peak Power Spectral Density		
Test Mode	Mode 1: Tx-AD2055320 Mode		
Date of Test	2017/04/08	Test Site	SR10-H

IEEE 802.11ac(80MHz)(ANT 0)				
Channel No.	Frequency (MHz)	Measure Level (dBm/500KHz)	Limit (dBm/500KHz)	Result
155	5775	-0.369	≤ 29	Pass

Note:
 Directional Antenna=10log(N)+Max Gain =7dBi
 Required Limit=30dBm-(7dBi-6dB)=29dBm

Channel 155 (5775MHz)

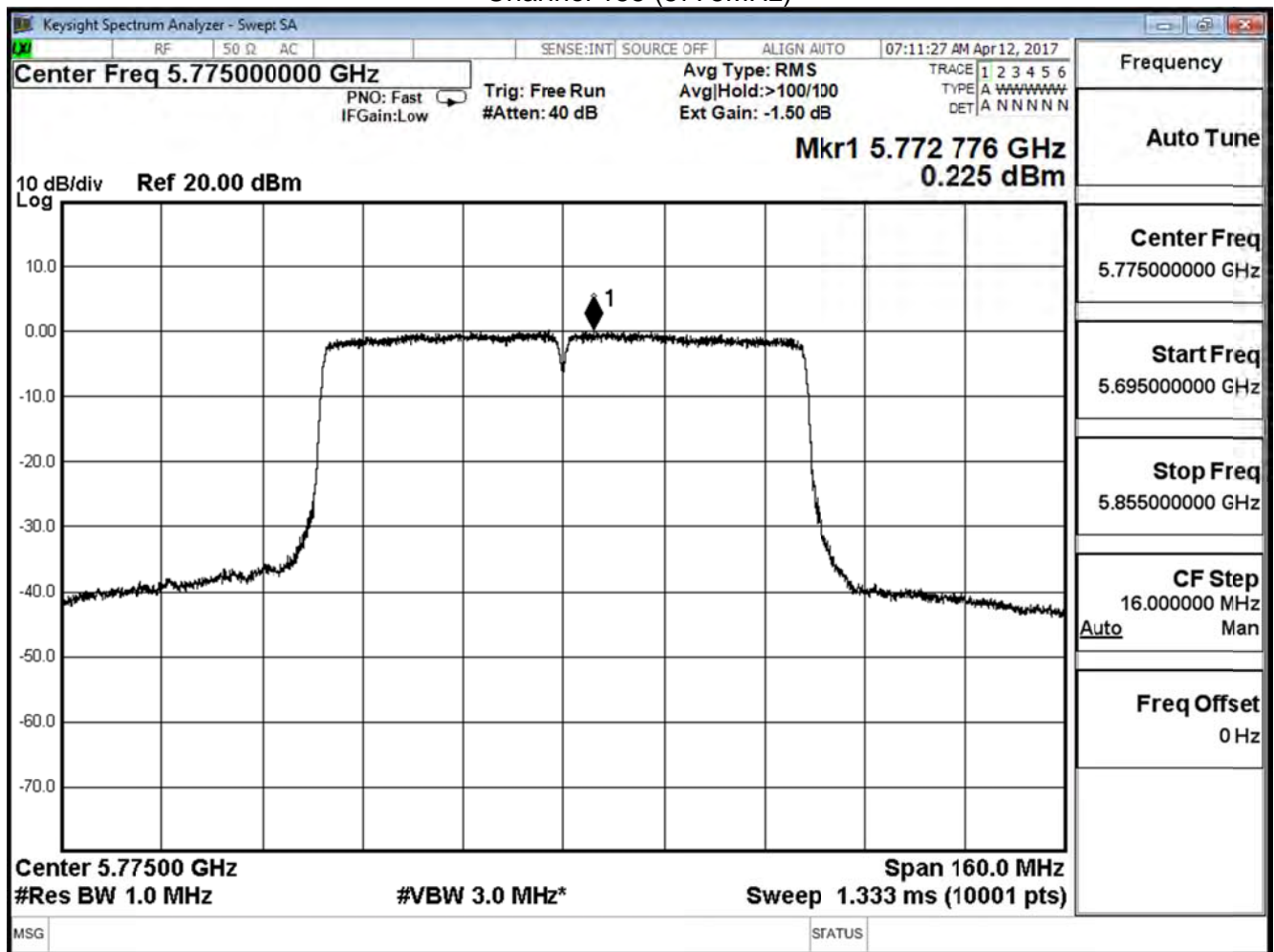


Product	Lyra		
Test Item	Peak Power Spectral Density		
Test Mode	Mode 1: Tx-AD2055320 Mode		
Date of Test	2017/04/08	Test Site	SR10-H

IEEE 802.11ac(80MHz) (ANT 1)				
Channel No.	Frequency (MHz)	Measurement (dBm/500KHz)	Limit (dBm/500KHz)	Result
155	5775	0.225	≤ 29	Pass

Note:
 Directional Antenna=10log(N)+Max Gain =7dBi
 Required Limit=30dBm-(7dBi-6dB)=29dBm

Channel 155 (5775MHz)



Product	Lyra		
Test Item	Peak Power Spectral Density		
Test Mode	Mode 1: Tx-AD2055320 Mode		
Date of Test	2017/04/08	Test Site	SR10-H

IEEE 802.11ac(80MHz)(ANT 0+1)				
Channel No.	Frequency (MHz)	Measure Level (dBm/500KHz)	Limit (dBm/500KHz)	Result
155	5775	2.948	≤ 29	Pass

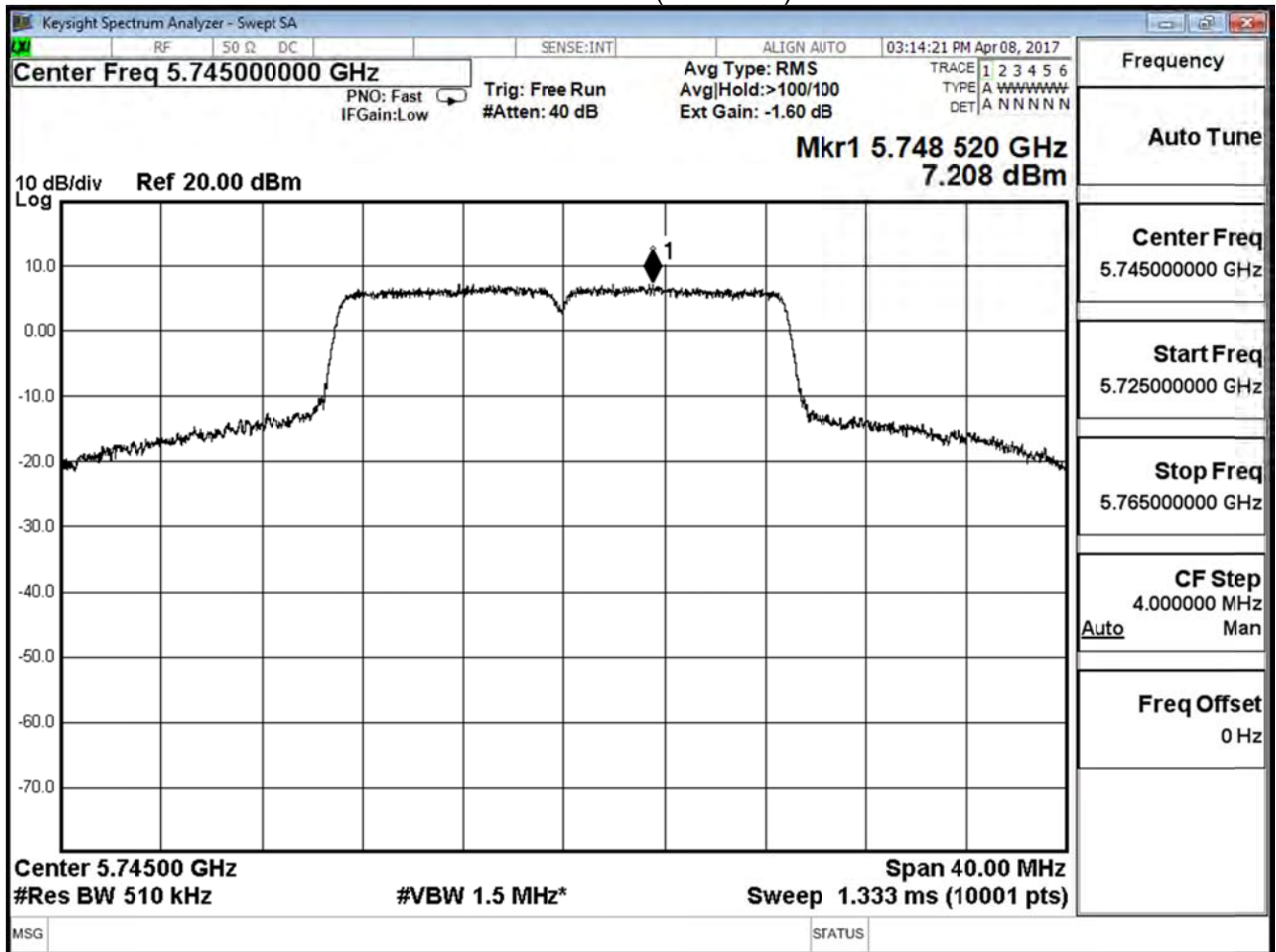
Note:
 Directional Antenna=10log(N)+Max Gain =7dBi
 Required Limit=30dBm-(7dBi-6dB)=29dBm

Product	Lyra		
Test Item	Peak Power Spectral Density		
Test Mode	Mode 2: Tx-AD2055320 BF Mode		
Date of Test	2017/04/12	Test Site	SR10-H

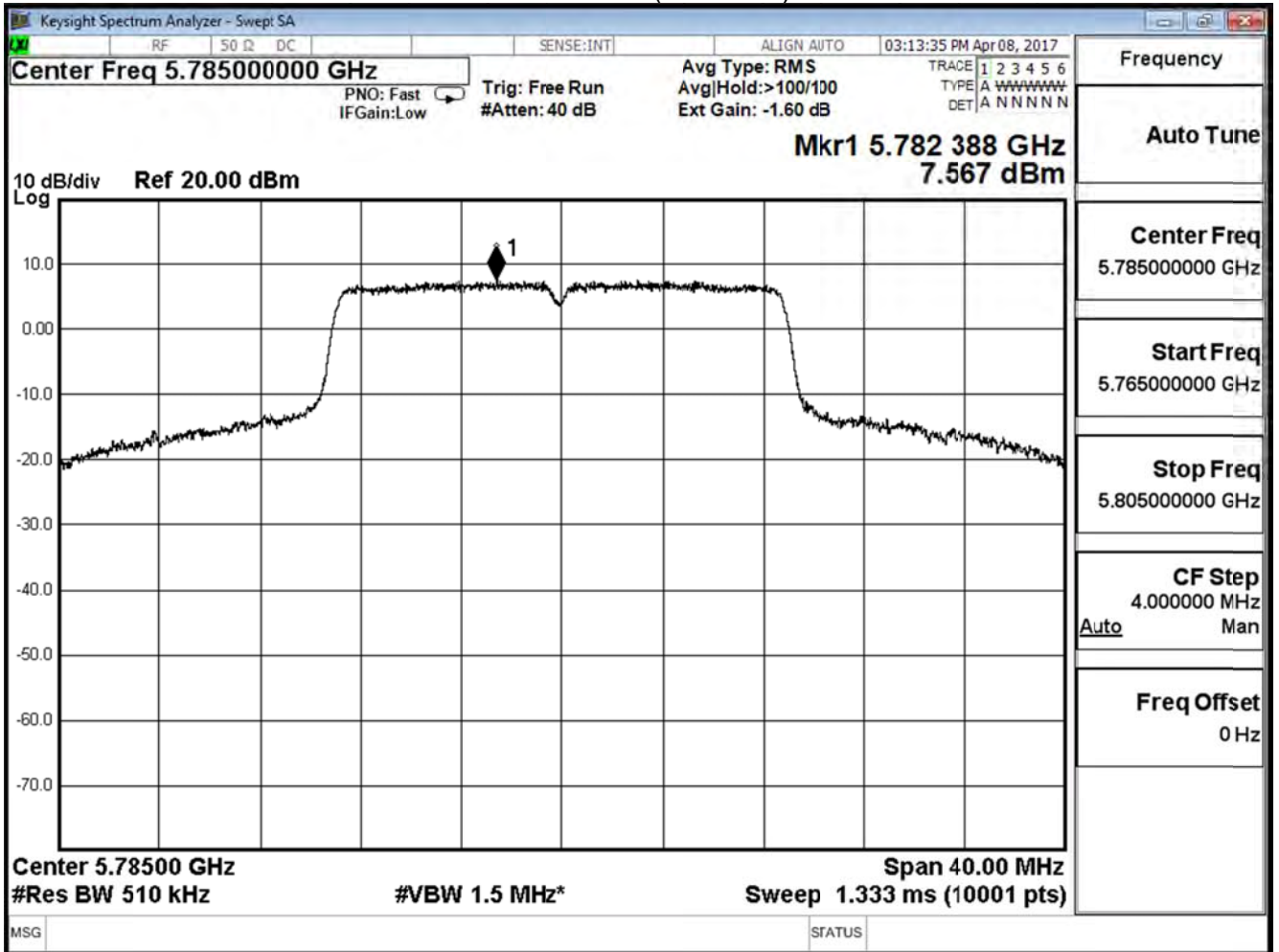
IEEE 802.11n(20MHz)(ANT 0)				
Channel No.	Frequency (MHz)	Measure Level (dBm/500KHz)	Limit (dBm/500KHz)	Result
149	5745	7.208	≤ 29	Pass
157	5785	7.567	≤ 29	Pass
165	5825	9.174	≤ 29	Pass

Note:
 Directional Antenna=10log(N)+Max Gain =7dBi
 Required Limit=30dBm-(7dBi-6dB)=29dBm

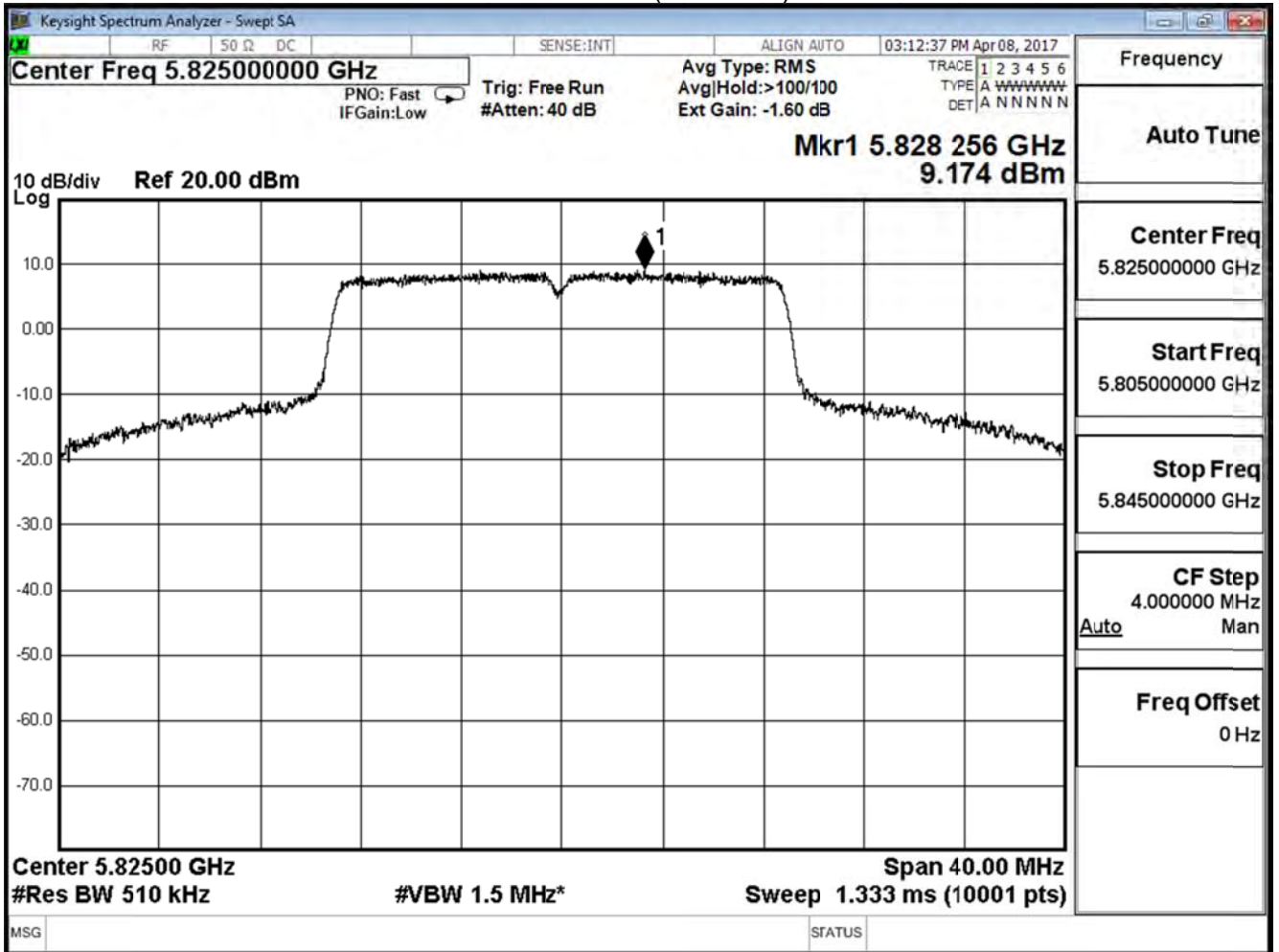
Channel 149 (5745MHz)



Channel 157 (5785MHz)



Channel 165 (5825MHz)

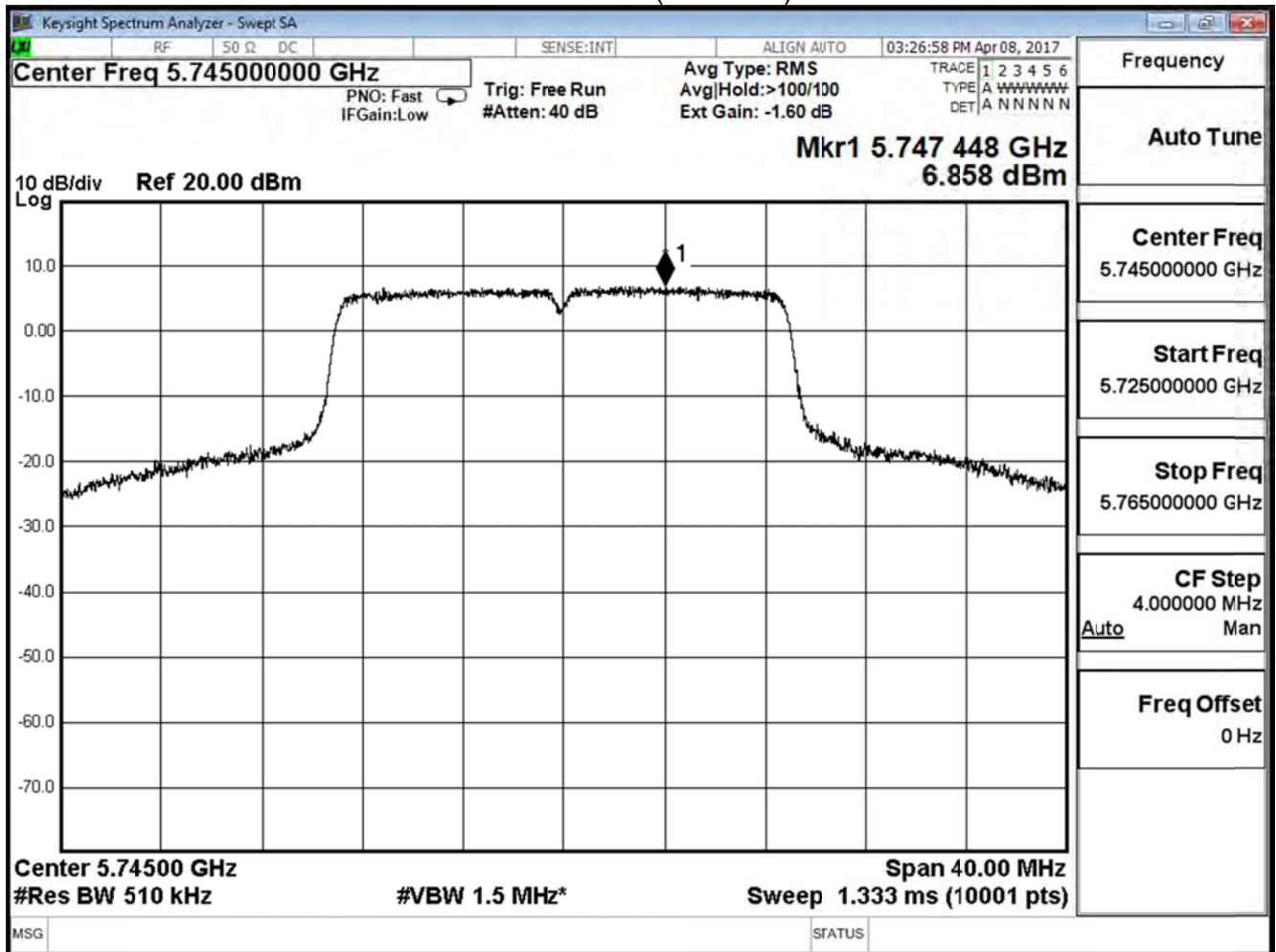


Product	Lyra		
Test Item	Peak Power Spectral Density		
Test Mode	Mode 2: Tx-AD2055320 BF Mode		
Date of Test	2017/04/08	Test Site	SR10-H

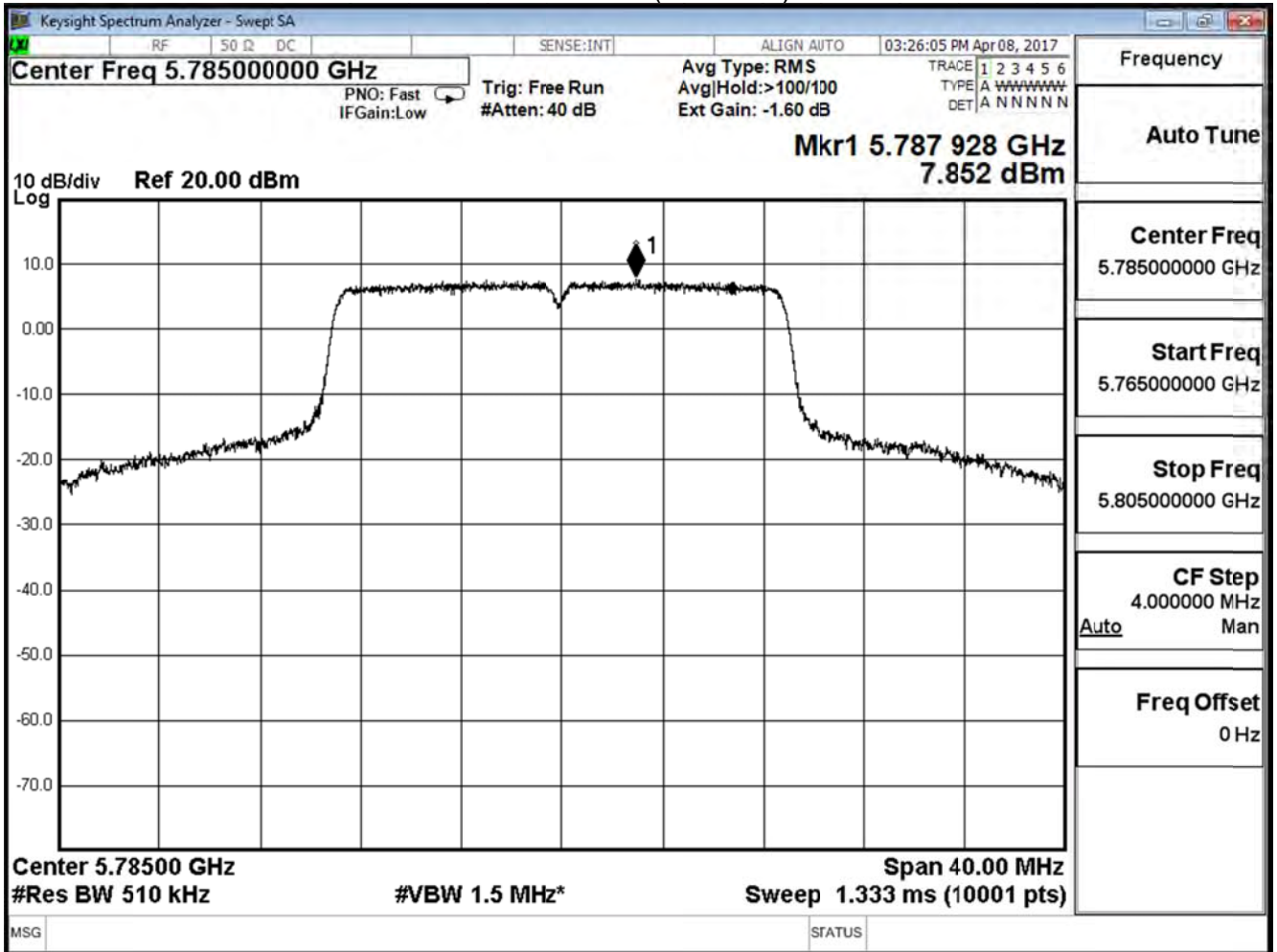
IEEE 802.11n(20MHz) (ANT 1)				
Channel No.	Frequency (MHz)	Measurement (dBm/500KHz)	Limit (dBm/500KHz)	Result
149	5745	6.858	≤ 29	Pass
157	5785	7.852	≤ 29	Pass
165	5825	6.734	≤ 29	Pass

Note:
 Directional Antenna=10log(N)+Max Gain =7dBi
 Required Limit=30dBm-(7dBi-6dB)=29dBm

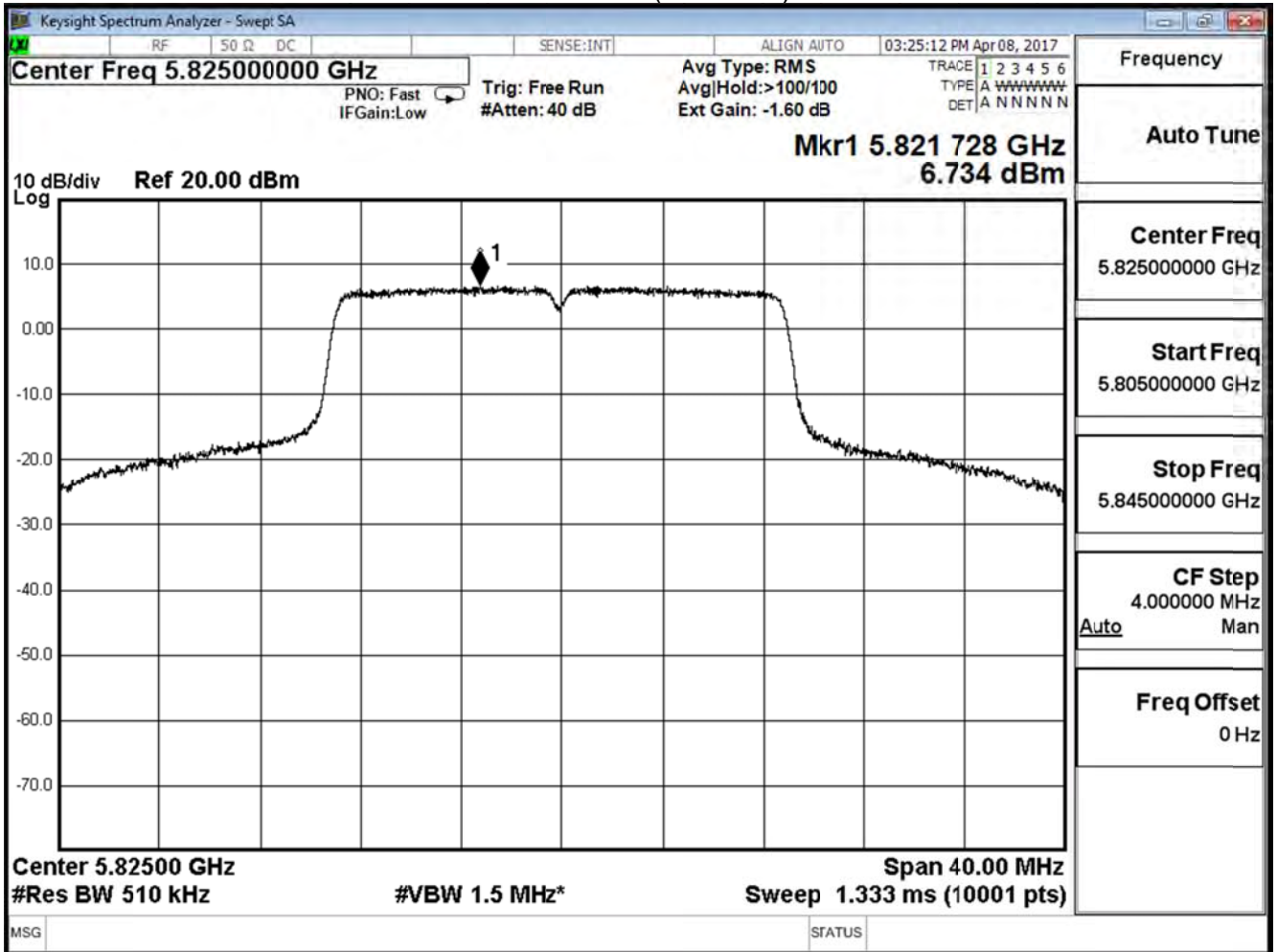
Channel 149 (5745MHz)



Channel 157 (5785MHz)



Channel 165 (5825MHz)



Product	Lyra		
Test Item	Peak Power Spectral Density		
Test Mode	Mode 2: Tx-AD2055320 BF Mode		
Date of Test	2017/04/12	Test Site	SR10-H

IEEE 802.11n(20MHz) (ANT 0+1)				
Channel No.	Frequency (MHz)	Measure Level (dBm/500KHz)	Limit (dBm/500KHz)	Result
149	5745	10.047	≤ 29	Pass
157	5785	10.722	≤ 29	Pass
165	5825	11.133	≤ 29	Pass

Note:

Directional Antenna= $10\log(N)+\text{Max Gain} = 7\text{dBi}$

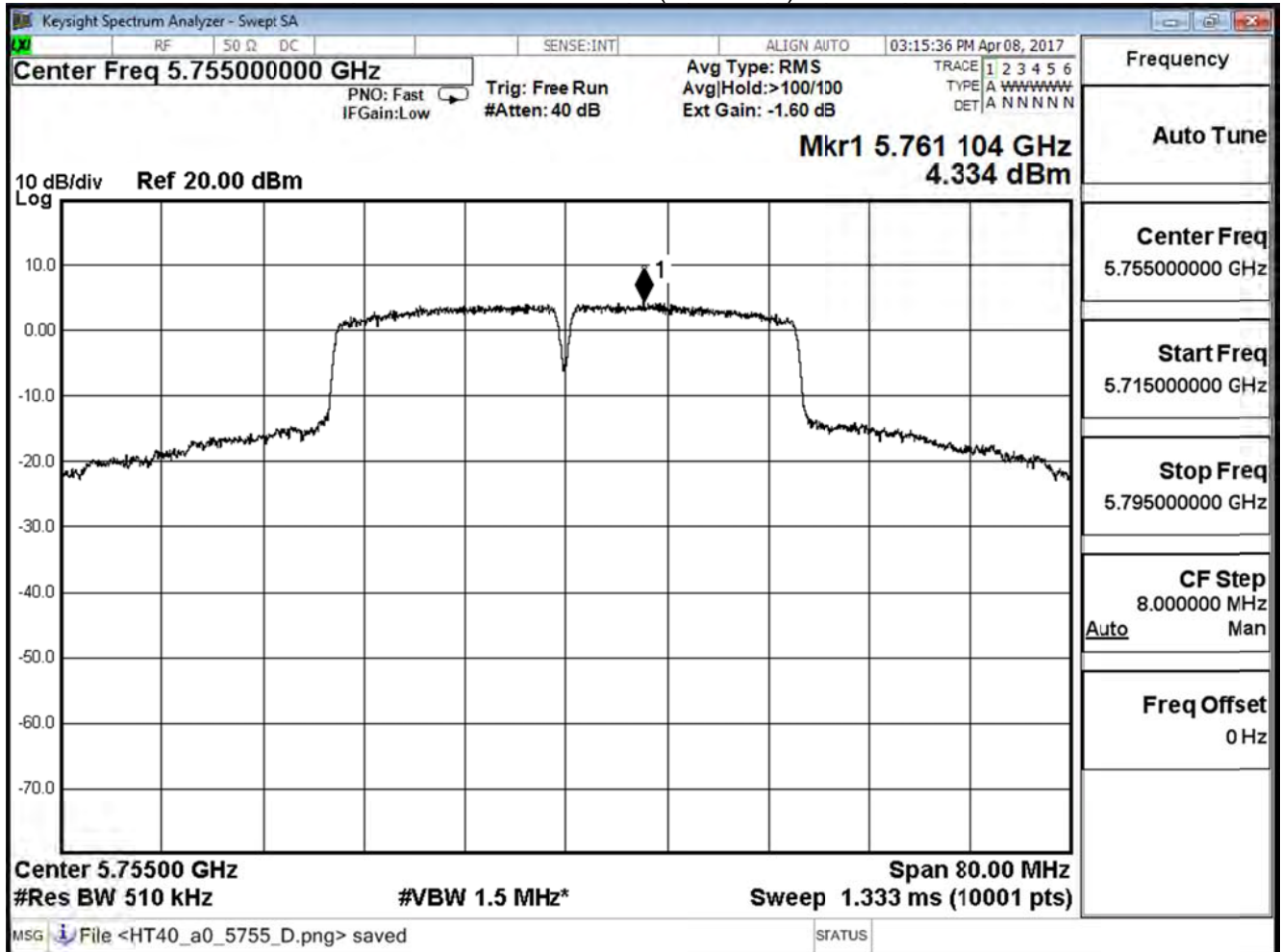
Required Limit= $30\text{dBm}-(7\text{dBi}-6\text{dB})=29\text{dBm}$

Product	Lyra		
Test Item	Peak Power Spectral Density		
Test Mode	Mode 2: Tx-AD2055320 BF Mode		
Date of Test	2017/04/12	Test Site	SR10-H

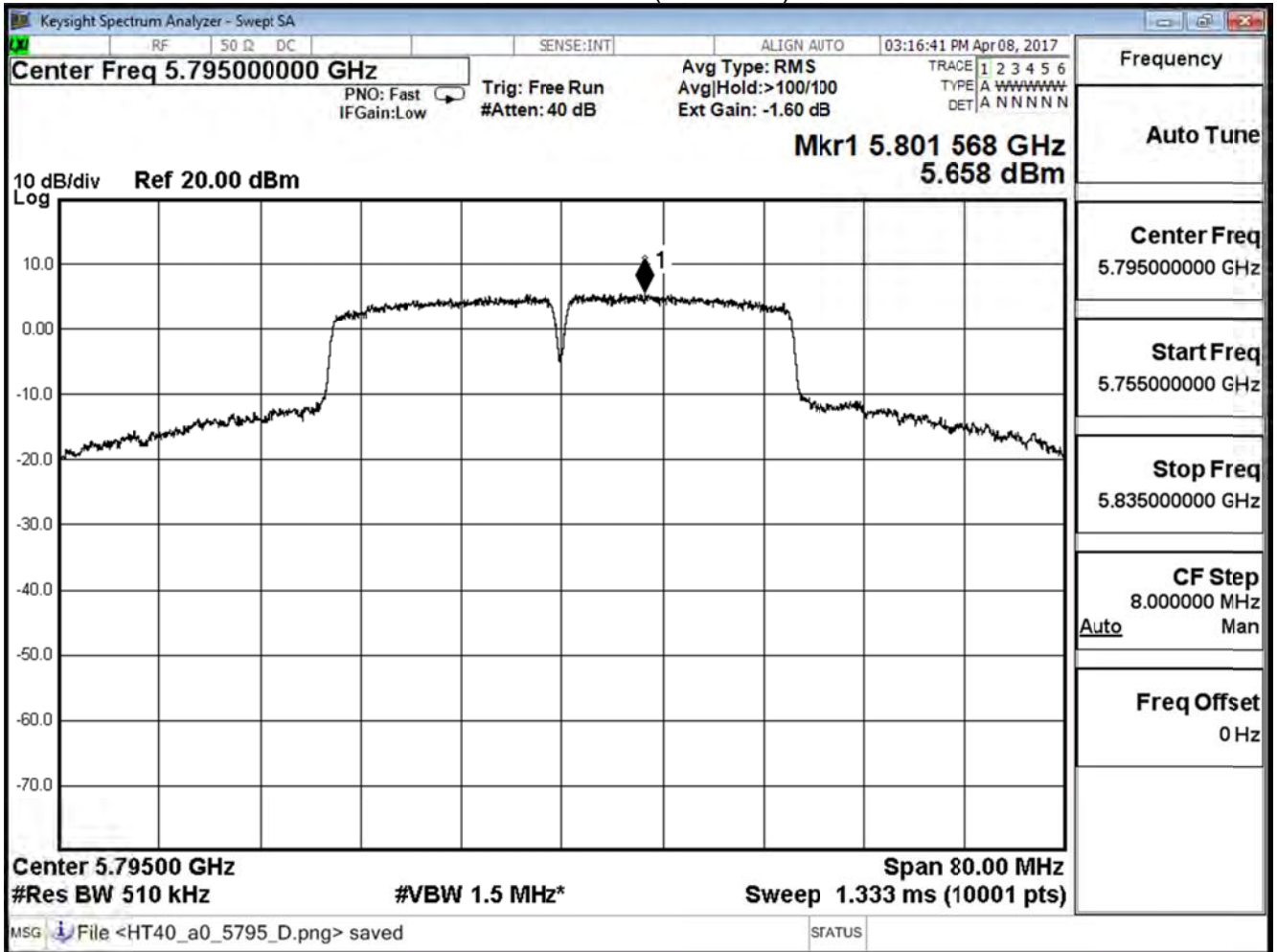
IEEE 802.11n(40MHz)(ANT 0)				
Channel No.	Frequency (MHz)	Measure Level (dBm/500KHz)	Limit (dBm/500KHz)	Result
151	5755	4.334	≤ 29	Pass
159	5795	5.658	≤ 29	Pass

Note:
 Directional Antenna=10log(N)+Max Gain =7dBi
 Required Limit=30dBm-(7dBi-6dB)=29dBm

Channel 151 (5755MHz)



Channel 159 (5795MHz)

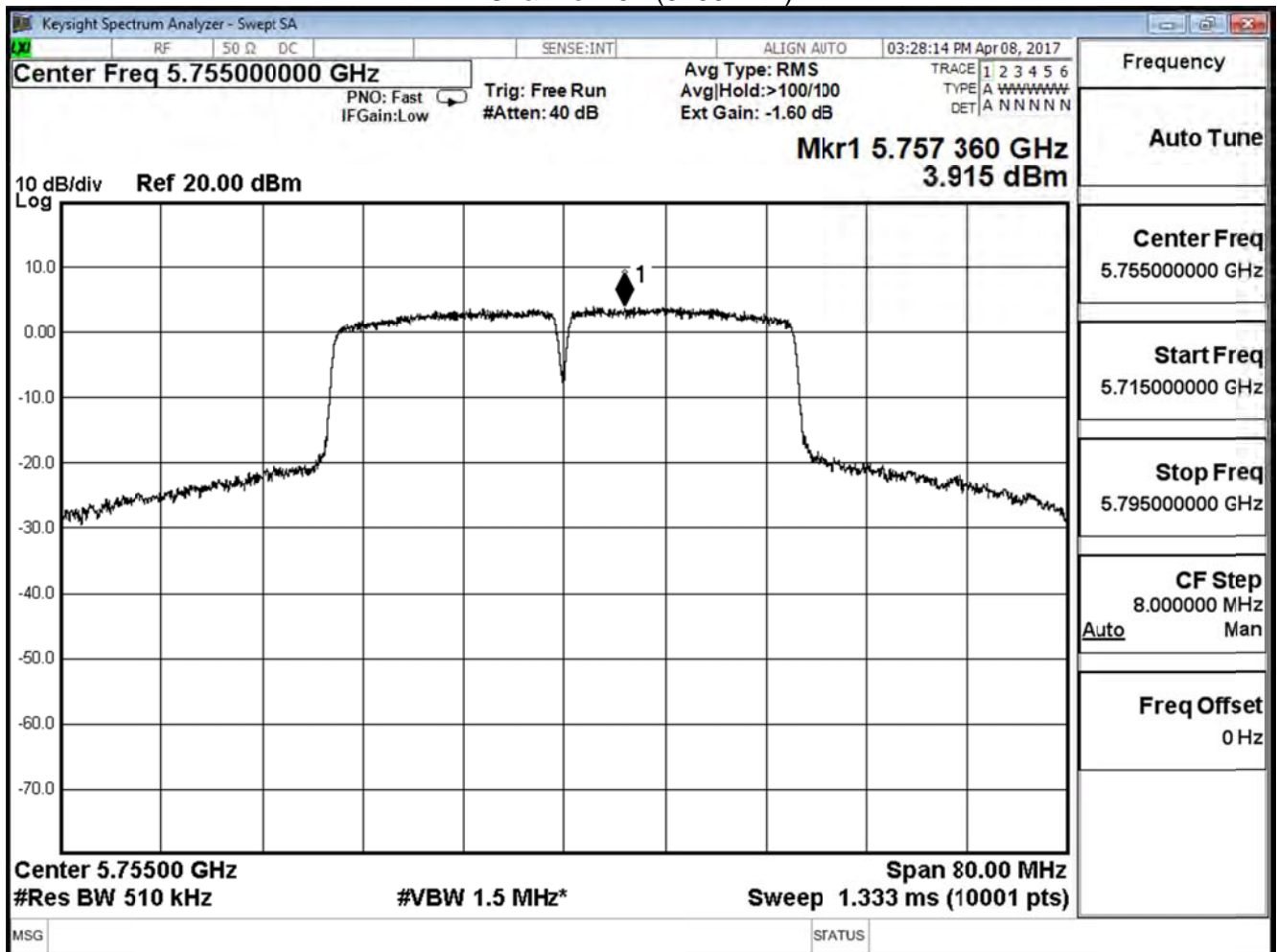


Product	Lyra		
Test Item	Peak Power Spectral Density		
Test Mode	Mode 2: Tx-AD2055320 BF Mode		
Date of Test	2017/04/12	Test Site	SR10-H

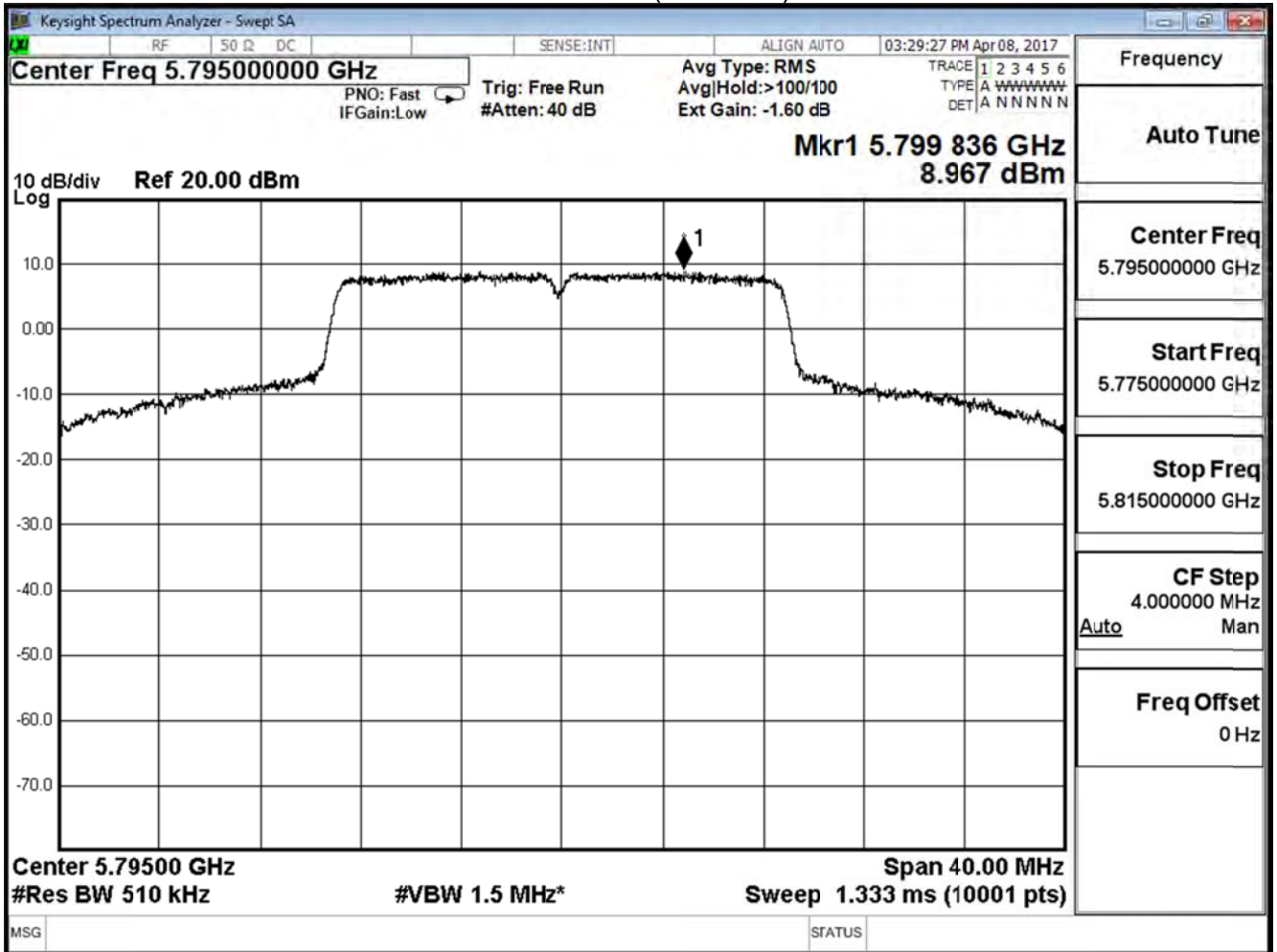
IEEE 802.11n(40MHz) (ANT 1)				
Channel No.	Frequency (MHz)	Measurement (dBm/500KHz)	Limit (dBm/500KHz)	Result
151	5755	3.915	≤ 29	Pass
159	5795	8.967	≤ 29	Pass

Note:
 Directional Antenna=10log(N)+Max Gain =7dBi
 Required Limit=30dBm-(7dBi-6dB)=29dBm

Channel 151 (5755MHz)



Channel 159 (5795MHz)



Product	Lyra		
Test Item	Peak Power Spectral Density		
Test Mode	Mode 2: Tx-AD2055320 BF Mode		
Date of Test	2017/04/12	Test Site	SR10-H

IEEE 802.11n(40MHz) (ANT 0+1)				
Channel No.	Frequency (MHz)	Measure Level (dBm/500KHz)	Limit (dBm/500KHz)	Result
151	5755	7.140	≤ 29	Pass
159	5795	10.631	≤ 29	Pass

Note:

Directional Antenna= $10\log(N)+\text{Max Gain} = 7\text{dBi}$

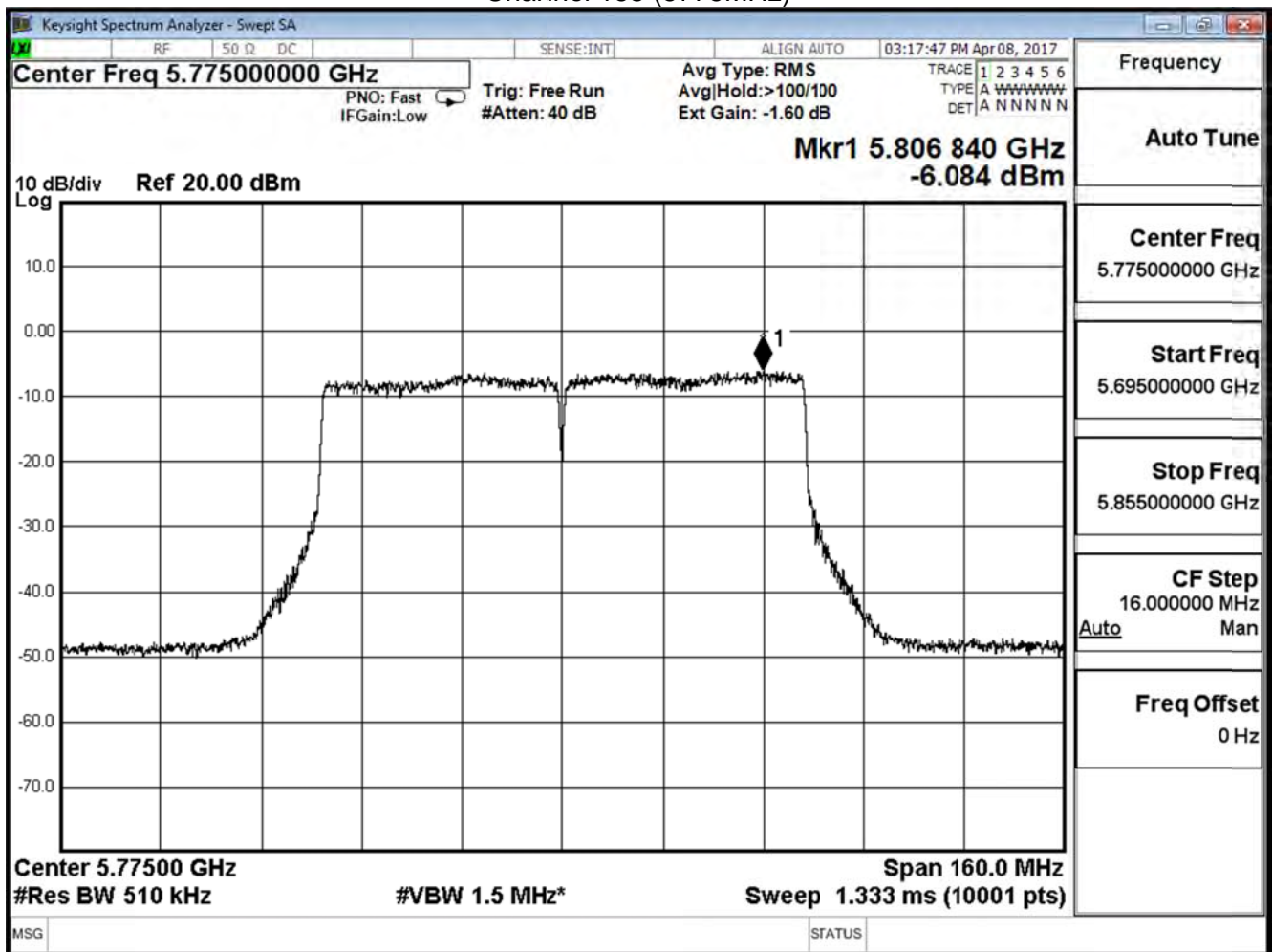
Required Limit= $30\text{dBm}-(7\text{dBi}-6\text{dB})=29\text{dBm}$

Product	Lyra		
Test Item	Peak Power Spectral Density		
Test Mode	Mode 2: Tx-AD2055320 BF Mode		
Date of Test	2017/04/08	Test Site	SR10-H

IEEE 802.11ac(80MHz)(ANT 0)				
Channel No.	Frequency (MHz)	Measure Level (dBm/500KHz)	Limit (dBm/500KHz)	Result
155	5775	-6.084	≤ 29	Pass

Note:
 Directional Antenna=10log(N)+Max Gain =7dBi
 Required Limit=30dBm-(7dBi-6dB)=29dBm

Channel 155 (5775MHz)

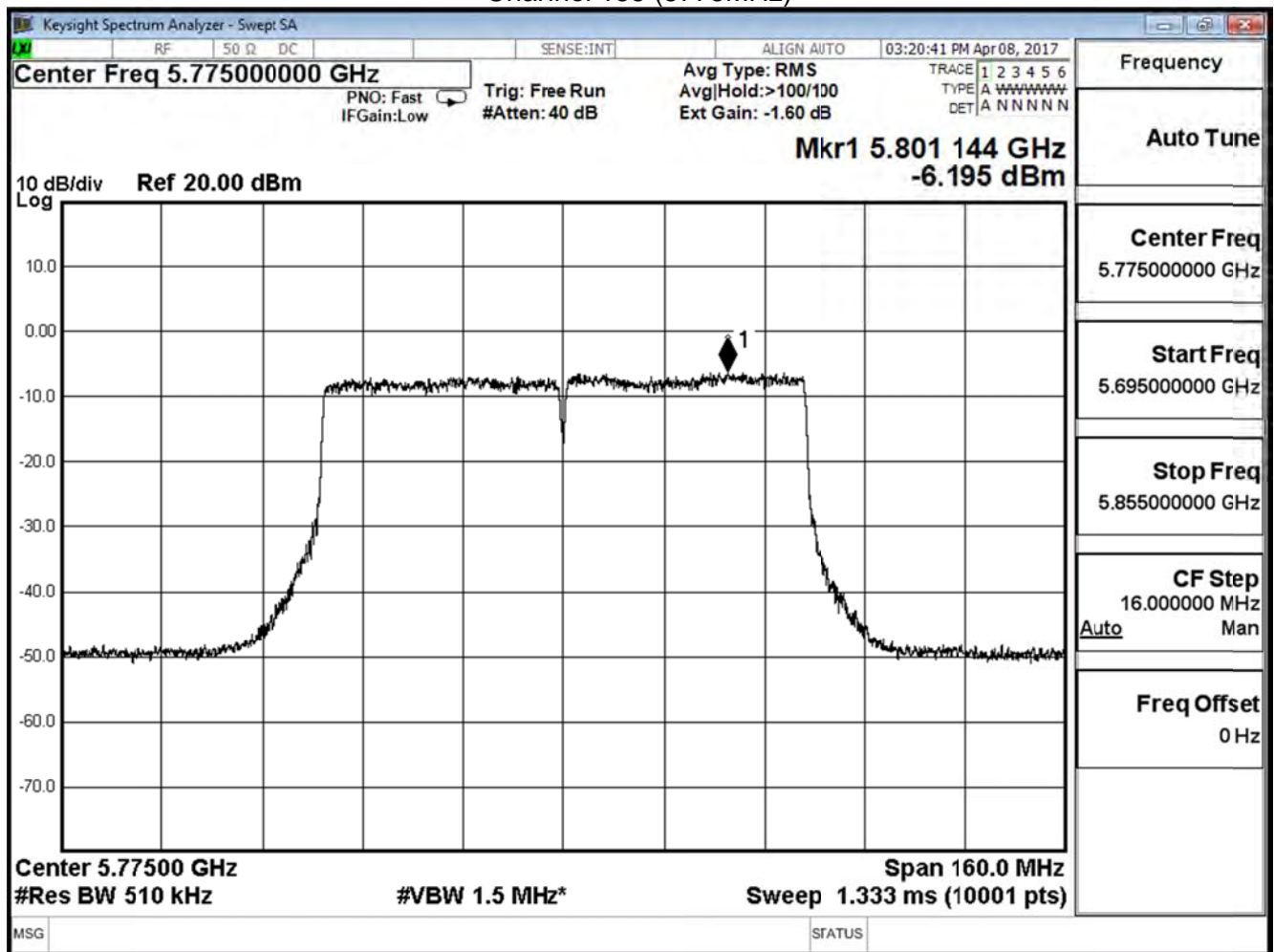


Product	Lyra		
Test Item	Peak Power Spectral Density		
Test Mode	Mode 2: Tx-AD2055320 BF Mode		
Date of Test	2017/04/08	Test Site	SR10-H

IEEE 802.11ac(80MHz) (ANT 1)				
Channel No.	Frequency (MHz)	Measurement (dBm/500KHz)	Limit (dBm/500KHz)	Result
155	5775	-6.195	≤ 29	Pass

Note:
 Directional Antenna=10log(N)+Max Gain =7dBi
 Required Limit=30dBm-(7dBi-6dB)=29dBm

Channel 155 (5775MHz)



Product	Lyra		
Test Item	Peak Power Spectral Density		
Test Mode	Mode 2: Tx-AD2055320 BF Mode		
Date of Test	2017/04/08	Test Site	SR10-H

IEEE 802.11ac(80MHz)(ANT 0+1)				
Channel No.	Frequency (MHz)	Measure Level (dBm/500KHz)	Limit (dBm/500KHz)	Result
155	5775	-3.129	≤ 29	Pass

Note:

Directional Antenna= $10\log(N)+\text{Max Gain} = 7\text{dBi}$

Required Limit= $30\text{dBm}-(7\text{dBi}-6\text{dB})=29\text{dBm}$

6. Radiated Emission

6.1. Test Equipment

The following test equipments are used during the radiated emission test:

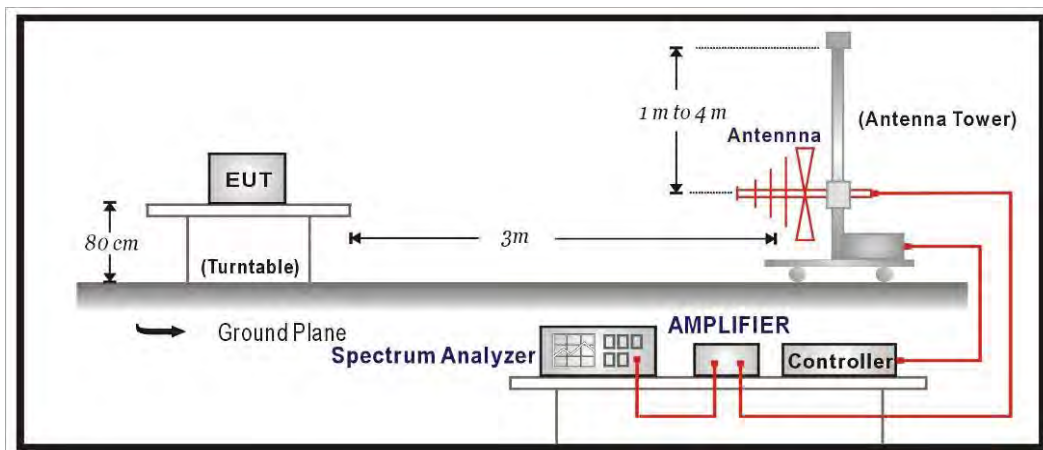
Radiated Emission / CB2-H

Instrument	Manufacturer	Model No.	Serial No	Next Cal. Date
Bilog Antenna	Schaffner	CBL6112B	2891	2017/08/14
Horn Antenna	Schwarzbeck	BBHA 9120	D312	2017/10/25
Pre-Amplifier	EMCI	EMC0031835	980233	2018/02/02
Pre-Amplifier	Schwarzbeck	DBL-1840N506	013	2017/09/29
Pre-Amplifier	Miteq	JS41-001040000-58-5P	1573954	2017/10/04
Horn Antenna	Schwarzbeck	BBHA 9170	203	2017/08/28
Signal & Spectrum Analyzer	R&S	FSV40	101049	2018/01/22

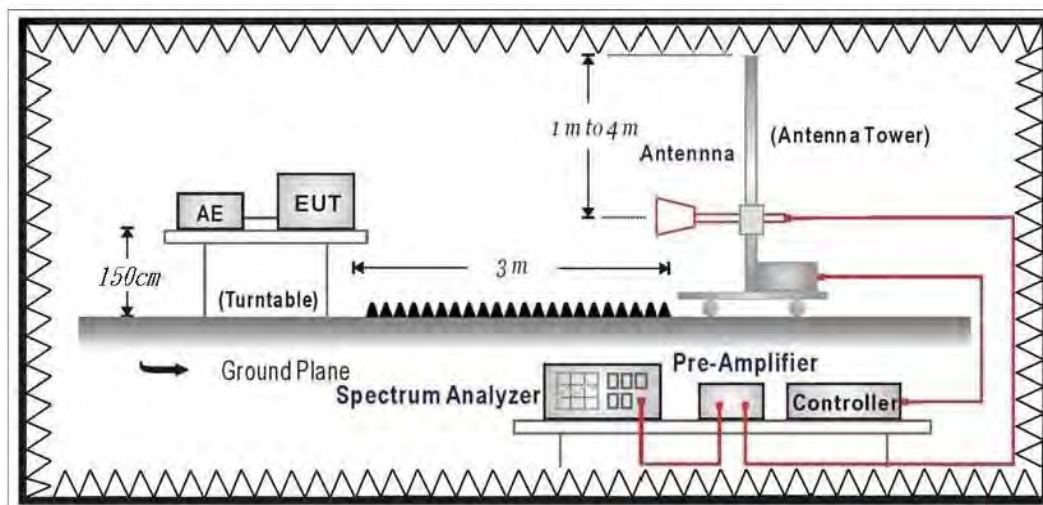
Note: All equipments that need to calibrate are with calibration period of 1 year.

6.2. Test Setup

Under 1GHz Test Setup:



Above 1GHz Test Setup:



6.3. Limits

➤ General Radiated Emission Limits

The provisions of Section 15.205 of this part apply to intentional radiators operating under this section. Radiated emissions which fall in the restricted bands, as defined in Section 15.205, must also comply with the radiated emission limits specified in Section 15.209:

FCC Part 15 Subpart C Paragraph 15.209 Limits		
Frequency MHz	uV/m @3m	dBuV/m@3m
30 - 88	100	40
88 - 216	150	43.5
216 - 960	200	46
Above 960	500	54

Remark:

1. RF Voltage (dBuV) = 20 log RF Voltage (uV)
2. In the Above Table, the tighter limit applies at the band edges.
3. Distance refers to the distance in meters between the measuring instrument antenna and the closed point of any part of the device or system.

➤ Unwanted Emission out of the restricted bands Limits

FCC Part 15 Subpart E Paragraph 15.407(b) Limits		
Frequency (MHz)	EIRP Limit (dBm)	Equivalent Field Strength (dBuV/m@3m)
5150~5250	-27	68.3
5250~5350	-27	68.3
5470~5725	-27	68.3
5725~5850	-27 (Note1)	68.3
	-17 (Note2)	78.3

Remark:

1. For frequencies more than 10 MHz above or below the band edges.
2. For frequency range from the band edges to 10 MHz above or below the band edges.
3.
$$uV/m = \frac{1000000\sqrt{30 \times EIRP}}{3}$$
, RF Voltage (dBuV/m) = 20 log RF Voltage (uV/m)

6.4. Test Procedure

The EUT and its simulators are placed on a turn table which is 1.5 meter above ground. The turn table can rotate 360 degrees to determine the position of the maximum emission level. The EUT was positioned such that the distance from antenna to the EUT was 3 meters.

The antenna can move up and down between 1 meter and 4 meters to find out the maximum emission level.

Both horizontal and vertical polarization of the antenna are set on measurement. In order to find the maximum emission, all of the interface cables must be manipulated according to ANSI C63.10: 2013 on radiated measurement.

The additional latch filter below 1GHz was used to measure the level of harmonics radiated emission during field strength of harmonics measurement.

The bandwidth below 1GHz setting on the field strength meter is 120 KHz, above 1GHz are 1 MHz.

The frequency range from 30MHz to 10th harmonics is checked.

6.5. Uncertainty

The measurement uncertainty

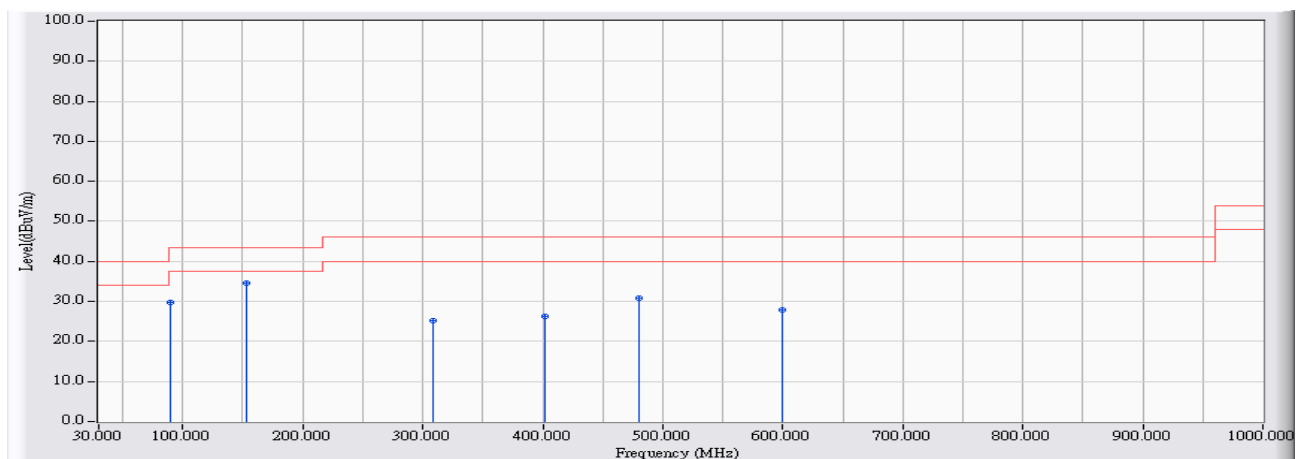
30MHz~1GHz as $\pm 3.43\text{dB}$

1GHz~26.5Ghz as $\pm 3.65\text{dB}$

6.6. Test Result

30MHz-1GHz Spurious

Site : CB4-H	Time : 2017/04/25
Limit : FCC_CLASS_B_03M_QP	Margin : 6
Probe : CB4_FCC_EFS_S2_30M-1GHz_1116 - HORIZONTAL	Power : AC 120V / 60Hz
EUT : Lyra	Note : 802.11a_5220MHz Mode 1: Tx-AD2055320 Mode

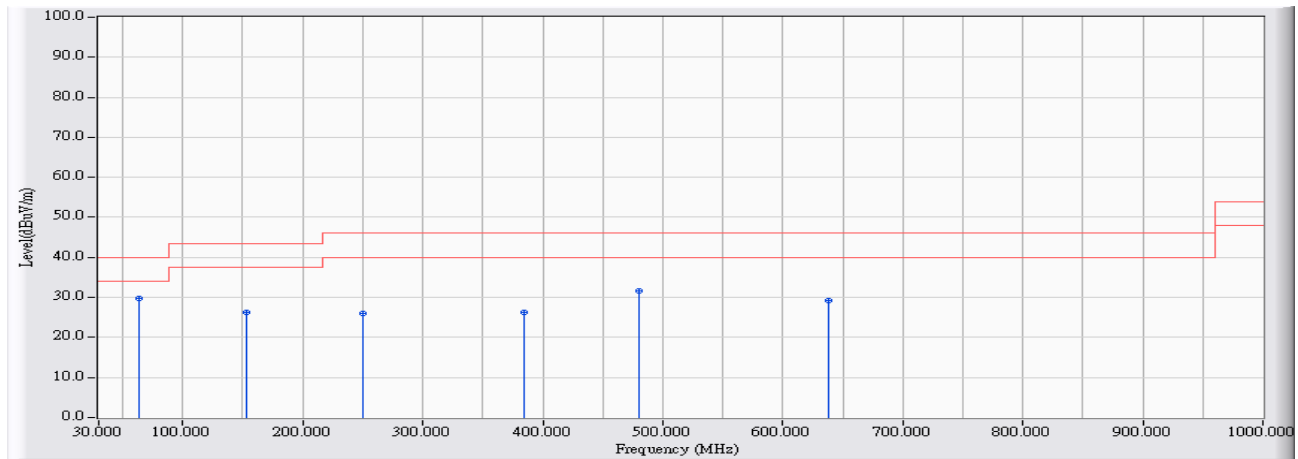


	Frequency (MHz)	Correct Factor (dB)	Reading Level (dBuV)	Measure Level (dBuV/m)	Margin (dB)	Limit (dBuV/m)	Detector Type
1	90.140	-25.489	55.290	29.801	-13.699	43.500	QUASPEAK
2	* 153.675	-22.460	57.171	34.712	-8.788	43.500	QUASPEAK
3	308.390	-19.264	44.565	25.300	-20.700	46.000	QUASPEAK
4	401.995	-15.694	41.879	26.185	-19.815	46.000	QUASPEAK
5	480.080	-14.513	45.357	30.844	-15.156	46.000	QUASPEAK
6	599.875	-12.694	40.654	27.960	-18.040	46.000	QUASPEAK

Note:

1. All Reading Levels are Quasi-Peak value.
2. “ * ”, means this data is the worst emission level.
3. Measurement Level = Reading Level + Correct Factor.

Site : CB4-H	Time : 2017/04/25
Limit : FCC_CLASS_B_03M_QP	Margin : 6
Probe : CB4_FCC_EFS_S2_30M-1GHz_1116 - VERTICAL	Power : AC 120V / 60Hz
EUT : Lyra	Note : 802.11a_5220MHz Mode 1: Tx-AD2055320 Mode

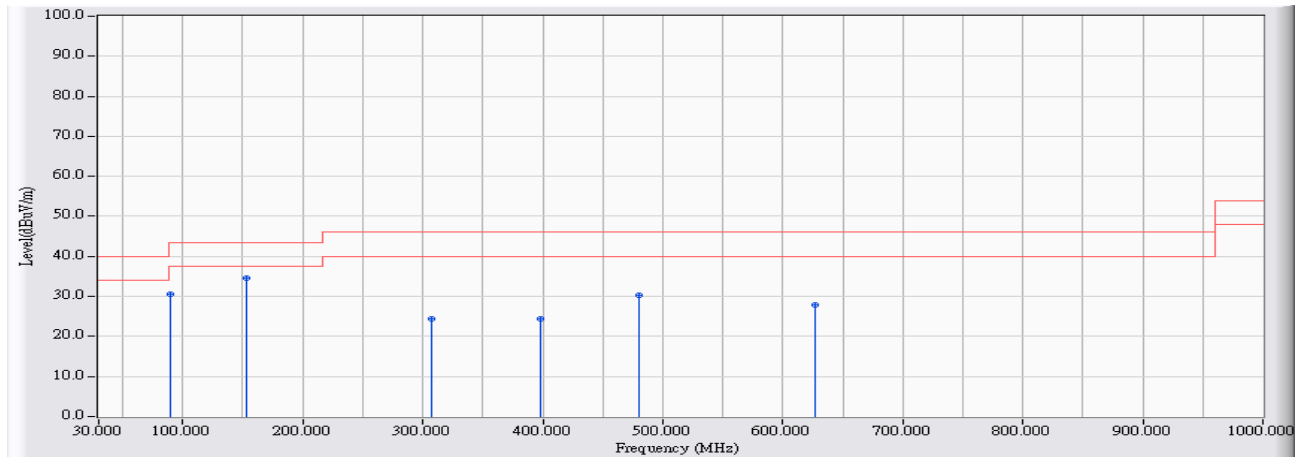


		Frequency (MHz)	Correct Factor (dB)	Reading Level (dBuV)	Measure Level (dBuV/m)	Margin (dB)	Limit (dBuV/m)	Detector Type
1	*	63.950	-28.151	57.955	29.804	-10.196	40.000	QUASPEAK
2		153.675	-22.460	48.661	26.202	-17.298	43.500	QUASPEAK
3		250.190	-20.117	46.109	25.992	-20.008	46.000	QUASPEAK
4		384.050	-16.465	42.755	26.291	-19.709	46.000	QUASPEAK
5		480.080	-14.513	46.019	31.506	-14.494	46.000	QUASPEAK
6		637.705	-12.587	41.822	29.235	-16.765	46.000	QUASPEAK

Note:

1. All Reading Levels are Quasi-Peak value.
2. “ * ”, means this data is the worst emission level.
3. Measurement Level = Reading Level + Correct Factor.

Site : CB4-H	Time : 2017/04/25
Limit : FCC_CLASS_B_03M_QP	Margin : 6
Probe : CB4_FCC_EFS_S2_30M-1GHz_1116 - HORIZONTAL	Power : AC 120V / 60Hz
EUT : Lyra	Note : 802.11n(20M)_5220MHz Mode 1: Tx-AD2055320 Mode

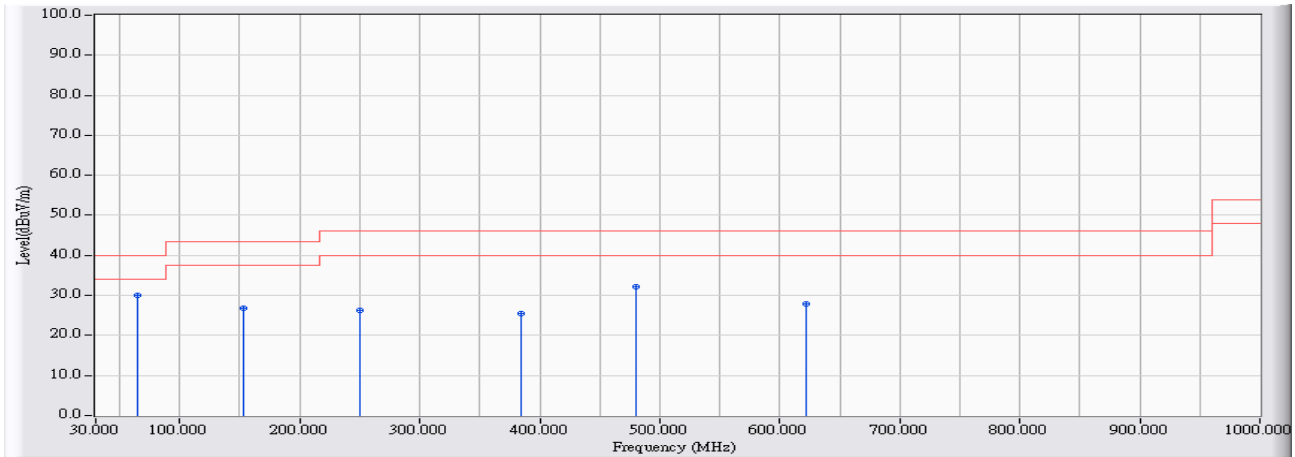


	Frequency (MHz)	Correct Factor (dB)	Reading Level (dBuV)	Measure Level (dBuV/m)	Margin (dB)	Limit (dBuV/m)	Detector Type
1	90.140	-25.489	55.931	30.442	-13.058	43.500	QUASPEAK
2	* 153.675	-22.460	56.955	34.496	-9.004	43.500	QUASPEAK
3	306.935	-19.290	43.574	24.284	-21.716	46.000	QUASPEAK
4	397.630	-15.873	40.272	24.399	-21.601	46.000	QUASPEAK
5	480.080	-14.513	44.915	30.402	-15.598	46.000	QUASPEAK
6	627.520	-12.065	39.890	27.826	-18.174	46.000	QUASPEAK

Note:

1. All Reading Levels are Quasi-Peak value.
2. “ * ”, means this data is the worst emission level.
3. Measurement Level = Reading Level + Correct Factor.

Site : CB4-H	Time : 2017/04/25
Limit : FCC_CLASS_B_03M_QP	Margin : 6
Probe : CB4_FCC_EFS_S2_30M-1GHz_1116 - VERTICAL	Power : AC 120V / 60Hz
EUT : Lyra	Note : 802.11n(20M)_5220MHz Mode 1: Tx-AD2055320 Mode

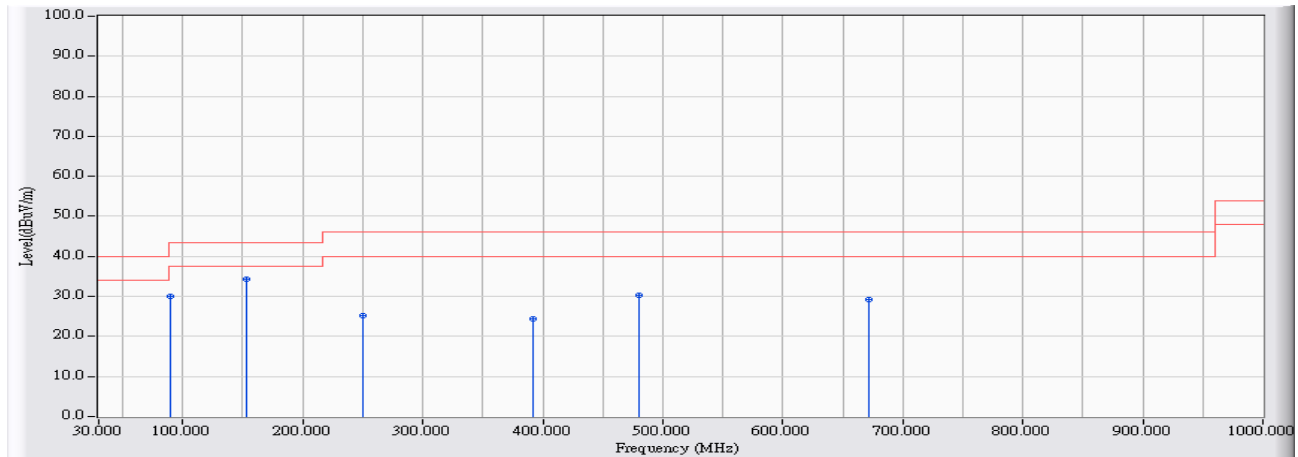


		Frequency (MHz)	Correct Factor (dB)	Reading Level (dBuV)	Measure Level (dBuV/m)	Margin (dB)	Limit (dBuV/m)	Detector Type
1	*	64.920	-28.111	58.054	29.942	-10.058	40.000	QUASPEAK
2		153.675	-22.460	49.372	26.913	-16.587	43.500	QUASPEAK
3		250.190	-20.117	46.398	26.281	-19.719	46.000	QUASPEAK
4		384.050	-16.465	42.028	25.564	-20.436	46.000	QUASPEAK
5		480.080	-14.513	46.735	32.222	-13.778	46.000	QUASPEAK
6		621.700	-11.863	39.836	27.972	-18.028	46.000	QUASPEAK

Note:

1. All Reading Levels are Quasi-Peak value.
2. “ * ”, means this data is the worst emission level.
3. Measurement Level = Reading Level + Correct Factor.

Site : CB4-H	Time : 2017/04/25
Limit : FCC_CLASS_B_03M_QP	Margin : 6
Probe : CB4_FCC_EFS_S2_30M-1GHz_1116 - HORIZONTAL	Power : AC 120V / 60Hz
EUT : Lyra	Note : 802.11n(40M)_5190MHz Mode 1: Tx-AD2055320 Mode

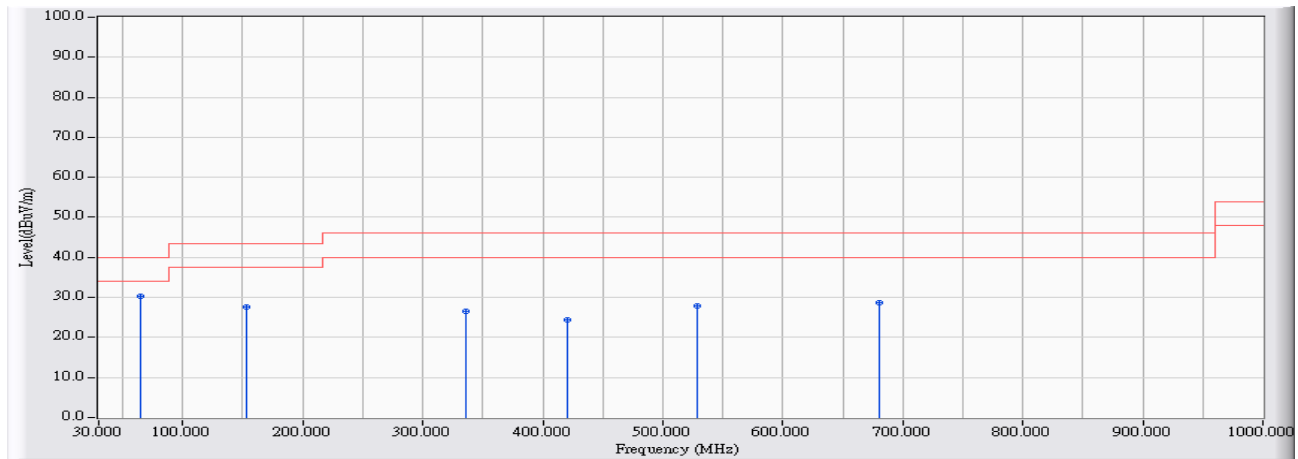


	Frequency (MHz)	Correct Factor (dB)	Reading Level (dBuV)	Measure Level (dBuV/m)	Margin (dB)	Limit (dBuV/m)	Detector Type
1	90.140	-25.489	55.584	30.095	-13.405	43.500	QUASPEAK
2	* 153.675	-22.460	56.901	34.442	-9.058	43.500	QUASPEAK
3	250.190	-20.117	45.253	25.136	-20.864	46.000	QUASPEAK
4	391.810	-16.204	40.536	24.332	-21.668	46.000	QUASPEAK
5	480.080	-14.513	44.678	30.165	-15.835	46.000	QUASPEAK
6	672.140	-11.457	40.680	29.223	-16.777	46.000	QUASPEAK

Note:

1. All Reading Levels are Quasi-Peak value.
2. “ * ”, means this data is the worst emission level.
3. Measurement Level = Reading Level + Correct Factor.

Site : CB4-H	Time : 2017/04/25
Limit : FCC_CLASS_B_03M_QP	Margin : 6
Probe : CB4_FCC_EFS_S2_30M-1GHz_1116 - VERTICAL	Power : AC 120V / 60Hz
EUT : Lyra	Note : 802.11n(40M)_5190MHz Mode 1: Tx-AD2055320 Mode

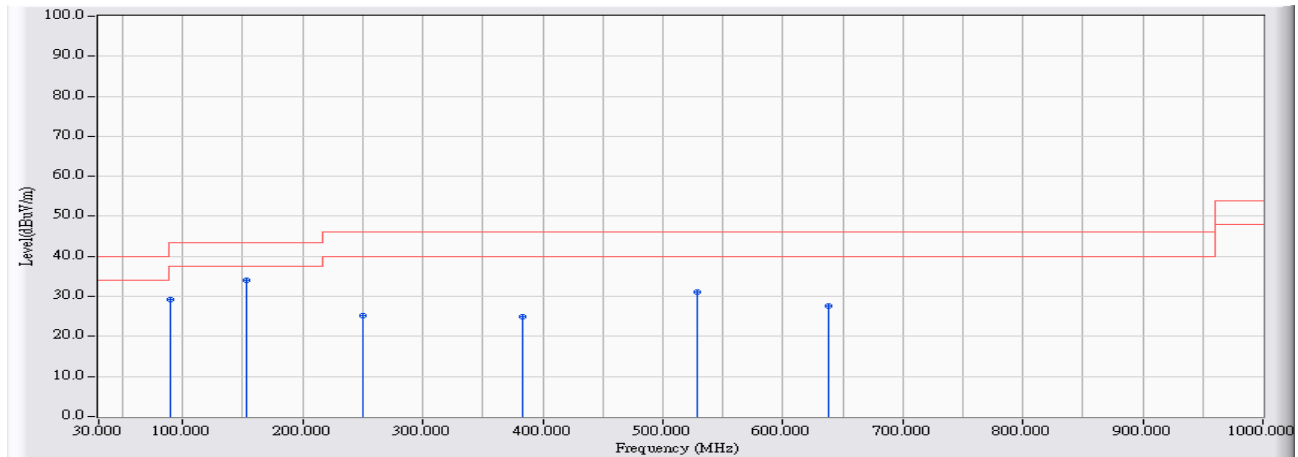


		Frequency (MHz)	Correct Factor (dB)	Reading Level (dBuV)	Measure Level (dBuV/m)	Margin (dB)	Limit (dBuV/m)	Detector Type
1	*	64.920	-28.111	58.460	30.348	-9.652	40.000	QUASPEAK
2		153.675	-22.460	50.172	27.713	-15.787	43.500	QUASPEAK
3		336.035	-17.902	44.459	26.558	-19.442	46.000	QUASPEAK
4		419.940	-15.853	40.117	24.265	-21.735	46.000	QUASPEAK
5		528.095	-13.848	41.709	27.860	-18.140	46.000	QUASPEAK
6		680.870	-11.362	39.972	28.611	-17.389	46.000	QUASPEAK

Note:

1. All Reading Levels are Quasi-Peak value.
2. “ * ”, means this data is the worst emission level.
3. Measurement Level = Reading Level + Correct Factor.

Site : CB4-H	Time : 2017/04/25
Limit : FCC_CLASS_B_03M_QP	Margin : 6
Probe : CB4_FCC_EFS_S2_30M-1GHz_1116 - HORIZONTAL	Power : AC 120V / 60Hz
EUT : Lyra	Note : 802.11ac(80M)_5210MHz Mode 1: Tx-AD2055320 Mode

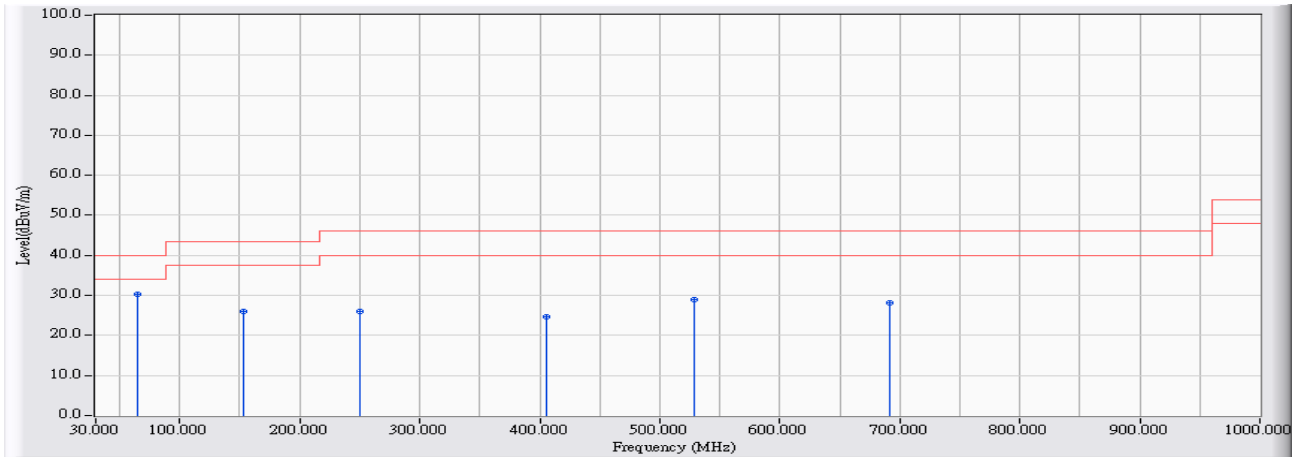


	Frequency (MHz)	Correct Factor (dB)	Reading Level (dBuV)	Measure Level (dBuV/m)	Margin (dB)	Limit (dBuV/m)	Detector Type
1	90.140	-25.489	54.705	29.216	-14.284	43.500	QUASPEAK
2	* 153.675	-22.460	56.580	34.121	-9.379	43.500	QUASPEAK
3	250.190	-20.117	45.378	25.261	-20.739	46.000	QUASPEAK
4	383.565	-16.477	41.429	24.952	-21.048	46.000	QUASPEAK
5	528.095	-13.848	44.869	31.020	-14.980	46.000	QUASPEAK
6	637.705	-12.587	40.077	27.490	-18.510	46.000	QUASPEAK

Note:

1. All Reading Levels are Quasi-Peak value.
2. “ * ”, means this data is the worst emission level.
3. Measurement Level = Reading Level + Correct Factor.

Site : CB4-H	Time : 2017/04/25
Limit : FCC_CLASS_B_03M_QP	Margin : 6
Probe : CB4_FCC_EFS_S2_30M-1GHz_1116 - VERTICAL	Power : AC 120V / 60Hz
EUT : Lyra	Note : 802.11ac(80M)_5210MHz Mode 1: Tx-AD2055320 Mode

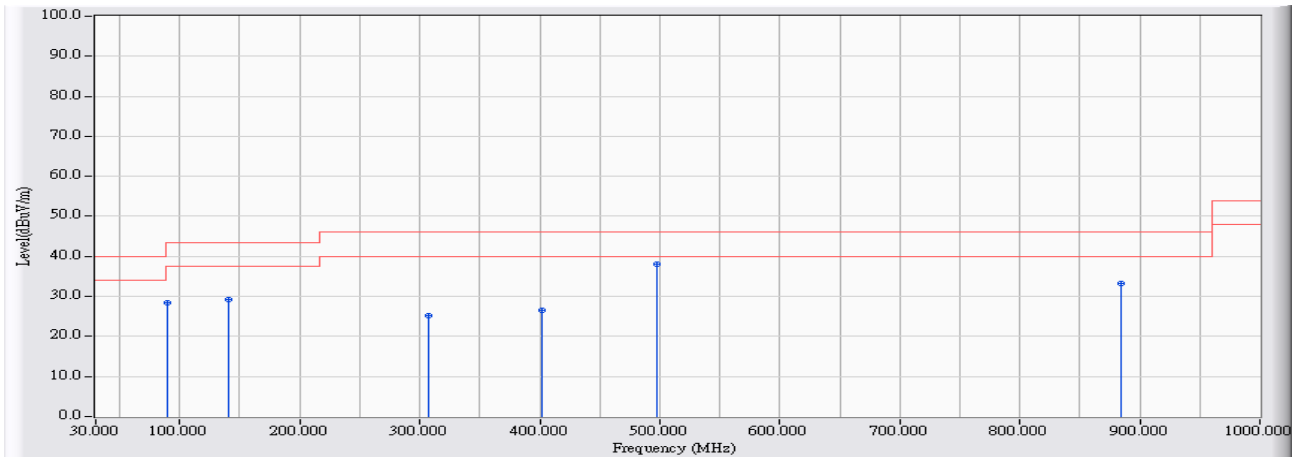


		Frequency (MHz)	Correct Factor (dB)	Reading Level (dBuV)	Measure Level (dBuV/m)	Margin (dB)	Limit (dBuV/m)	Detector Type
1	*	64.920	-28.111	58.453	30.341	-9.659	40.000	QUASPEAK
2		153.675	-22.460	48.431	25.972	-17.528	43.500	QUASPEAK
3		250.190	-20.117	46.093	25.976	-20.024	46.000	QUASPEAK
4		405.390	-15.619	40.382	24.763	-21.237	46.000	QUASPEAK
5		528.095	-13.848	42.891	29.042	-16.958	46.000	QUASPEAK
6		692.025	-11.755	39.938	28.183	-17.817	46.000	QUASPEAK

Note:

1. All Reading Levels are Quasi-Peak value.
2. “ * ”, means this data is the worst emission level.
3. Measurement Level = Reading Level + Correct Factor.

Site : CB4-H	Time : 2017/04/25
Limit : FCC_CLASS_B_03M_QP	Margin : 6
Probe : CB4_FCC_EFS_S2_30M-1GHz_1116 - HORIZONTAL	Power : AC 120V / 60Hz
EUT : Lyra	Note : 802.11a_5785MHz Mode 1: Tx-AD2055320 Mode

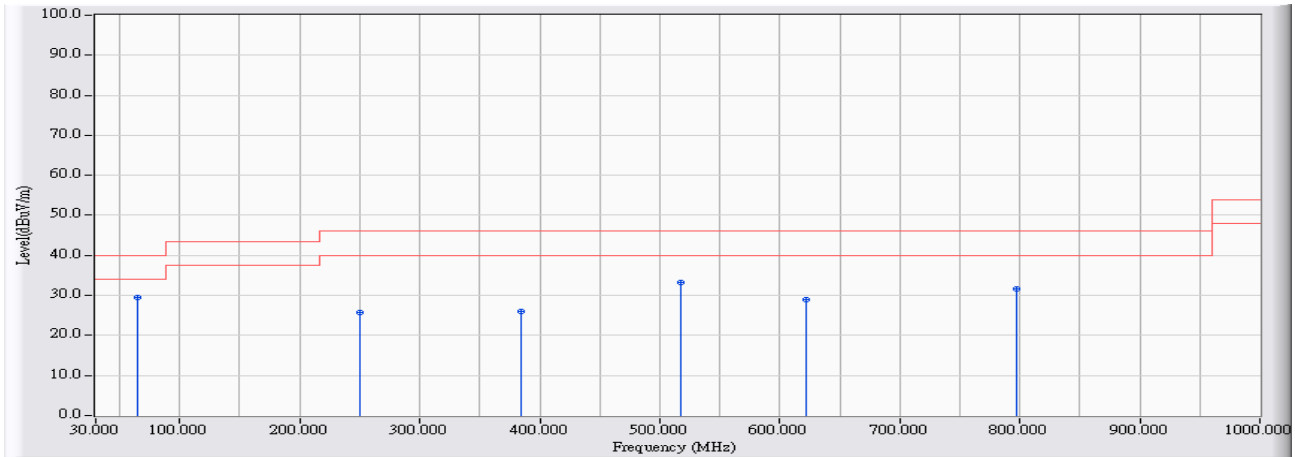


	Frequency (MHz)	Correct Factor (dB)	Reading Level (dBuV)	Measure Level (dBuV/m)	Margin (dB)	Limit (dBuV/m)	Detector Type
1	90.140	-25.489	53.944	28.455	-15.045	43.500	QUASPEAK
2	141.065	-21.658	50.923	29.265	-14.235	43.500	QUASPEAK
3	306.935	-19.290	44.467	25.177	-20.823	46.000	QUASPEAK
4	401.995	-15.694	42.349	26.655	-19.345	46.000	QUASPEAK
5	* 497.055	-14.090	52.045	37.955	-8.045	46.000	QUASPEAK
6	884.085	-8.504	41.669	33.165	-12.835	46.000	QUASPEAK

Note:

1. All Reading Levels are Quasi-Peak value.
2. “ * ”, means this data is the worst emission level.
3. Measurement Level = Reading Level + Correct Factor.

Site : CB4-H	Time : 2017/04/25
Limit : FCC_CLASS_B_03M_QP	Margin : 6
Probe : CB4_FCC_EFS_S2_30M-1GHz_1116 - VERTICAL	Power : AC 120V / 60Hz
EUT : Lyra	Note : 802.11a_5785MHz Mode 1: Tx-AD2055320 Mode

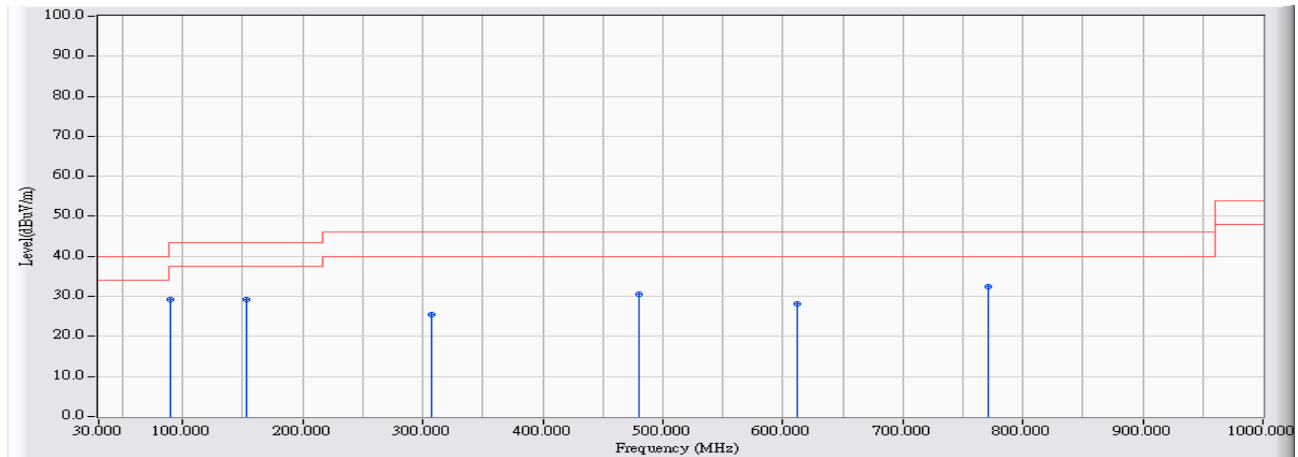


		Frequency (MHz)	Correct Factor (dB)	Reading Level (dBuV)	Measure Level (dBuV/m)	Margin (dB)	Limit (dBuV/m)	Detector Type
1	*	64.920	-28.111	57.736	29.624	-10.376	40.000	QUASPEAK
2		250.190	-20.117	45.758	25.641	-20.359	46.000	QUASPEAK
3		384.050	-16.465	42.550	26.086	-19.914	46.000	QUASPEAK
4		517.910	-13.563	46.830	33.267	-12.733	46.000	QUASPEAK
5		622.185	-11.881	40.847	28.967	-17.033	46.000	QUASPEAK
6		797.270	-10.302	41.953	31.652	-14.348	46.000	QUASPEAK

Note:

1. All Reading Levels are Quasi-Peak value.
2. “ * ”, means this data is the worst emission level.
3. Measurement Level = Reading Level + Correct Factor.

Site : CB4-H	Time : 2017/04/25
Limit : FCC_CLASS_B_03M_QP	Margin : 6
Probe : CB4_FCC_EFS_S2_30M-1GHz_1116 - HORIZONTAL	Power : AC 120V / 60Hz
EUT : Lyra	Note : 802.11n(20M)_5785MHz Mode 1: Tx-AD2055320 Mode

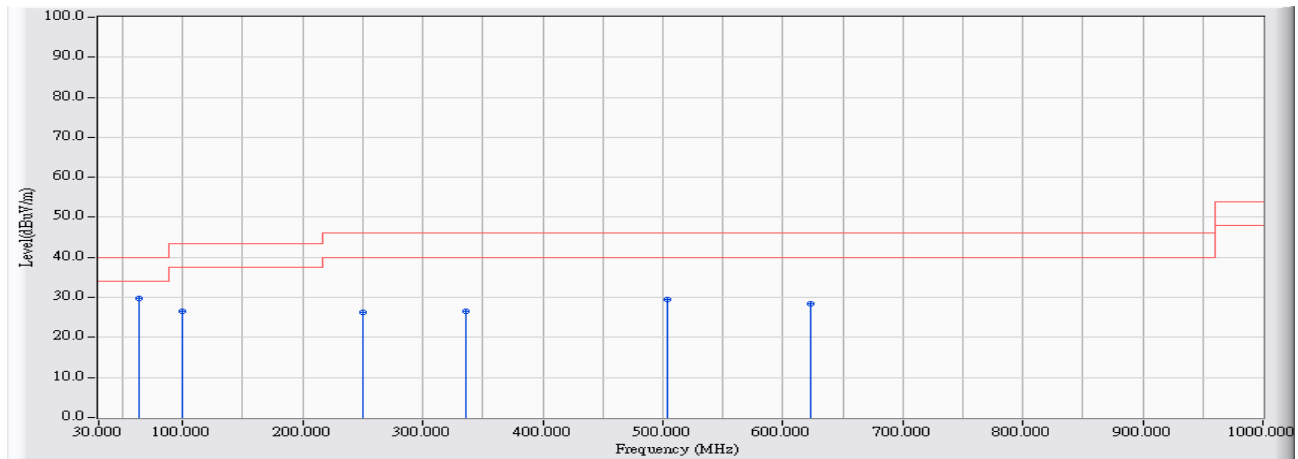


	Frequency (MHz)	Correct Factor (dB)	Reading Level (dBuV)	Measure Level (dBuV/m)	Margin (dB)	Limit (dBuV/m)	Detector Type
1	90.140	-25.489	54.604	29.115	-14.385	43.500	QUASPEAK
2	153.675	-22.460	51.563	29.104	-14.396	43.500	QUASPEAK
3	306.935	-19.290	44.732	25.442	-20.558	46.000	QUASPEAK
4	480.080	-14.513	45.200	30.687	-15.313	46.000	QUASPEAK
5	612.485	-12.131	40.330	28.199	-17.801	46.000	QUASPEAK
6	* 771.080	-10.352	42.869	32.516	-13.484	46.000	QUASPEAK

Note:

1. All Reading Levels are Quasi-Peak value.
2. “ * ”, means this data is the worst emission level.
3. Measurement Level = Reading Level + Correct Factor.

Site : CB4-H	Time : 2017/04/25
Limit : FCC_CLASS_B_03M_QP	Margin : 6
Probe : CB4_FCC_EFS_S2_30M-1GHz_1116 - VERTICAL	Power : AC 120V / 60Hz
EUT : Lyra	Note : 802.11n(20M)_5785MHz Mode 1: Tx-AD2055320 Mode

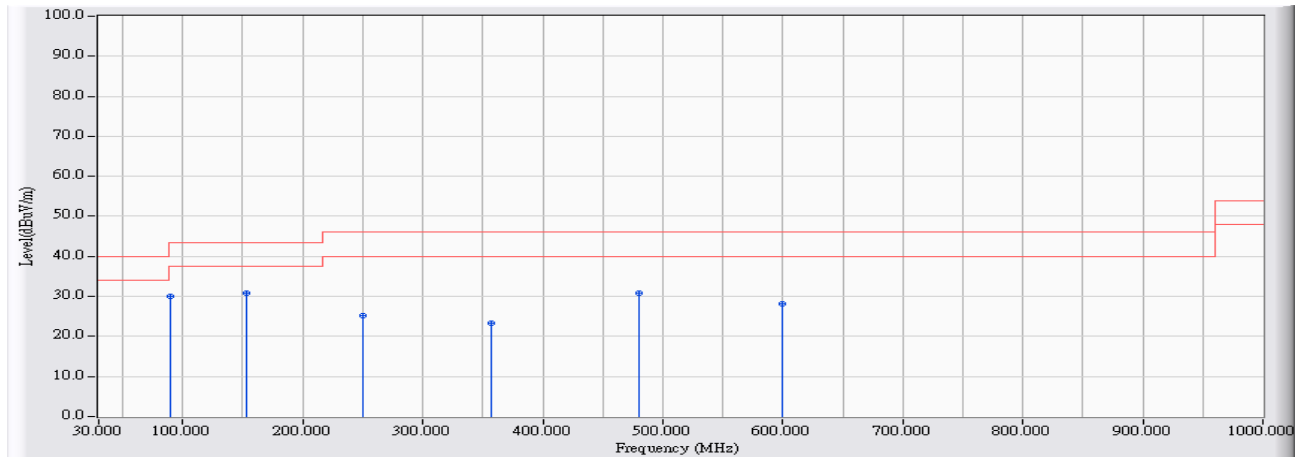


		Frequency (MHz)	Correct Factor (dB)	Reading Level (dBuV)	Measure Level (dBuV/m)	Margin (dB)	Limit (dBuV/m)	Detector Type
1	*	63.950	-28.151	57.958	29.807	-10.193	40.000	QUASPEAK
2		99.355	-23.516	50.086	26.570	-16.930	43.500	QUASPEAK
3		250.190	-20.117	46.473	26.356	-19.644	46.000	QUASPEAK
4		336.035	-17.902	44.439	26.538	-19.462	46.000	QUASPEAK
5		503.845	-13.870	43.465	29.594	-16.406	46.000	QUASPEAK
6		622.670	-11.897	40.444	28.547	-17.453	46.000	QUASPEAK

Note:

1. All Reading Levels are Quasi-Peak value.
2. “ * ”, means this data is the worst emission level.
3. Measurement Level = Reading Level + Correct Factor.

Site : CB4-H	Time : 2017/04/25
Limit : FCC_CLASS_B_03M_QP	Margin : 6
Probe : CB4_FCC_EFS_S2_30M-1GHz_1116 - HORIZONTAL	Power : AC 120V / 60Hz
EUT : Lyra	Note : 802.11n(40M)_5755MHz Mode 1: Tx-AD2055320 Mode

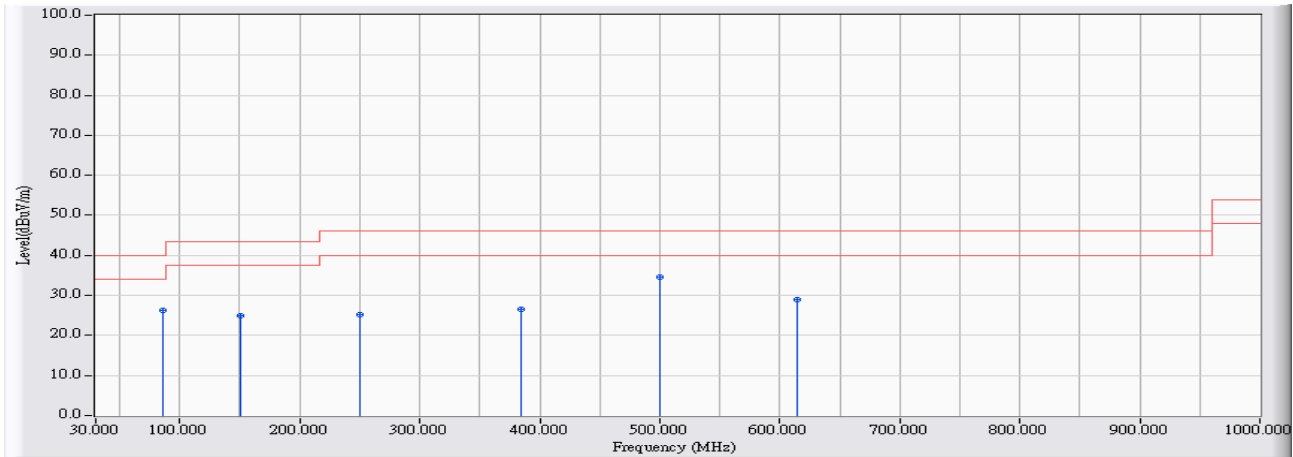


	Frequency (MHz)	Correct Factor (dB)	Reading Level (dBuV)	Measure Level (dBuV/m)	Margin (dB)	Limit (dBuV/m)	Detector Type
1	90.140	-25.489	55.553	30.064	-13.436	43.500	QUASPEAK
2	* 153.675	-22.460	53.208	30.749	-12.751	43.500	QUASPEAK
3	250.190	-20.117	45.295	25.178	-20.822	46.000	QUASPEAK
4	357.375	-17.228	40.420	23.192	-22.808	46.000	QUASPEAK
5	480.080	-14.513	45.260	30.747	-15.253	46.000	QUASPEAK
6	599.875	-12.694	40.714	28.020	-17.980	46.000	QUASPEAK

Note:

1. All Reading Levels are Quasi-Peak value.
2. “ * ”, means this data is the worst emission level.
3. Measurement Level = Reading Level + Correct Factor.

Site : CB4-H	Time : 2017/04/25
Limit : FCC_CLASS_B_03M_QP	Margin : 6
Probe : CB4_FCC_EFS_S2_30M-1GHz_1116 - VERTICAL	Power : AC 120V / 60Hz
EUT : Lyra	Note : 802.11n(40M)_5755MHz Mode 1: Tx-AD2055320 Mode

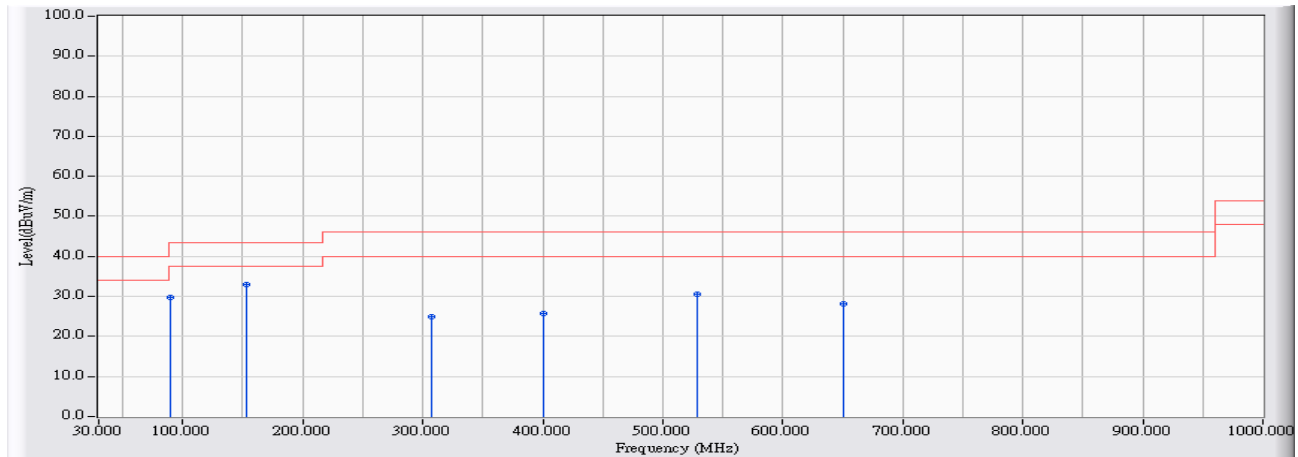


	Frequency (MHz)	Correct Factor (dB)	Reading Level (dBuV)	Measure Level (dBuV/m)	Margin (dB)	Limit (dBuV/m)	Detector Type
1	86.260	-26.083	52.332	26.248	-13.752	40.000	QUASPEAK
2	150.765	-22.258	47.125	24.867	-18.633	43.500	QUASPEAK
3	250.190	-20.117	45.430	25.313	-20.687	46.000	QUASPEAK
4	384.050	-16.465	42.969	26.505	-19.495	46.000	QUASPEAK
5	* 499.965	-14.040	48.657	34.617	-11.383	46.000	QUASPEAK
6	614.425	-12.049	41.020	28.970	-17.030	46.000	QUASPEAK

Note:

1. All Reading Levels are Quasi-Peak value.
2. “ * ”, means this data is the worst emission level.
3. Measurement Level = Reading Level + Correct Factor.

Site : CB4-H	Time : 2017/04/25
Limit : FCC_CLASS_B_03M_QP	Margin : 6
Probe : CB4_FCC_EFS_S2_30M-1GHz_1116 - HORIZONTAL	Power : AC 120V / 60Hz
EUT : Lyra	Note : 802.11ac(80M)_5775MHz Mode 1: Tx-AD2055320 Mode

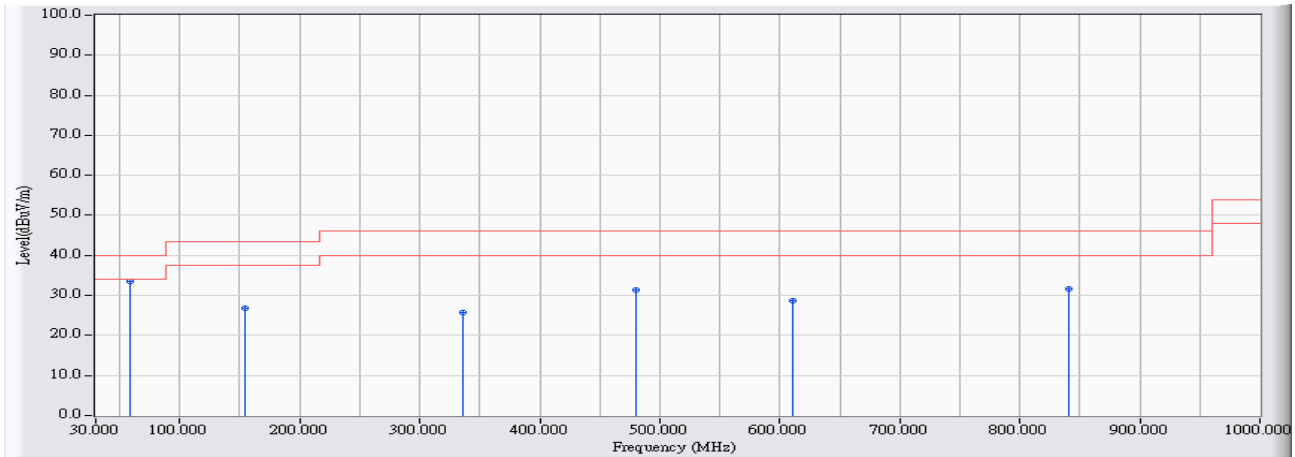


	Frequency (MHz)	Correct Factor (dB)	Reading Level (dBuV)	Measure Level (dBuV/m)	Margin (dB)	Limit (dBuV/m)	Detector Type
1	90.140	-25.489	55.138	29.649	-13.851	43.500	QUASPEAK
2	* 153.675	-22.460	55.459	33.000	-10.500	43.500	QUASPEAK
3	306.935	-19.290	44.220	24.930	-21.070	46.000	QUASPEAK
4	400.540	-15.726	41.515	25.789	-20.211	46.000	QUASPEAK
5	528.095	-13.848	44.291	30.442	-15.558	46.000	QUASPEAK
6	650.800	-12.888	40.914	28.025	-17.975	46.000	QUASPEAK

Note:

1. All Reading Levels are Quasi-Peak value.
2. “ * ”, means this data is the worst emission level.
3. Measurement Level = Reading Level + Correct Factor.

Site : CB4-H	Time : 2017/04/25
Limit : FCC_CLASS_B_03M_QP	Margin : 6
Probe : CB4_FCC_EFS_S2_30M-1GHz_1116 - VERTICAL	Power : AC 120V / 60Hz
EUT : Lyra	Note : 802.11ac(80M)_5775MHz Mode 1: Tx-AD2055320 Mode

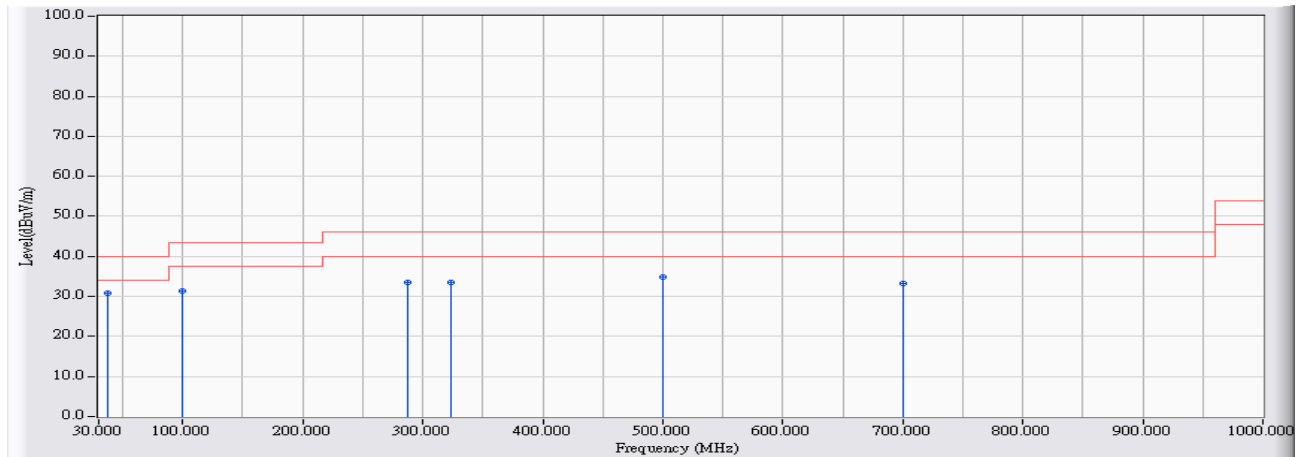


		Frequency (MHz)	Correct Factor (dB)	Reading Level (dBuV)	Measure Level (dBuV/m)	Margin (dB)	Limit (dBuV/m)	Detector Type
1	*	58.615	-27.936	61.433	33.497	-6.503	40.000	QUASIPeAK
2		154.160	-22.492	49.269	26.776	-16.724	43.500	QUASIPeAK
3		336.035	-17.902	43.604	25.703	-20.297	46.000	QUASIPeAK
4		480.080	-14.513	45.907	31.394	-14.606	46.000	QUASIPeAK
5		611.030	-12.193	40.929	28.736	-17.264	46.000	QUASIPeAK
6		840.435	-9.174	40.799	31.625	-14.375	46.000	QUASIPeAK

Note:

1. All Reading Levels are Quasi-Peak value.
2. “ * ”, means this data is the worst emission level.
3. Measurement Level = Reading Level + Correct Factor.

Site : CB2-H	Time : 2017/04/05
Limit : FCC_CLASS_B_03M_QP	Margin : 6
Probe : CB2_FCC_EFS_S2_30M-1GHz_1116 - HORIZONTAL	Power : AC 120V / 60Hz
EUT : Lyra	Note : 802.11a_5220MHz Mode 3: Tx-ADP-24EW B Mode

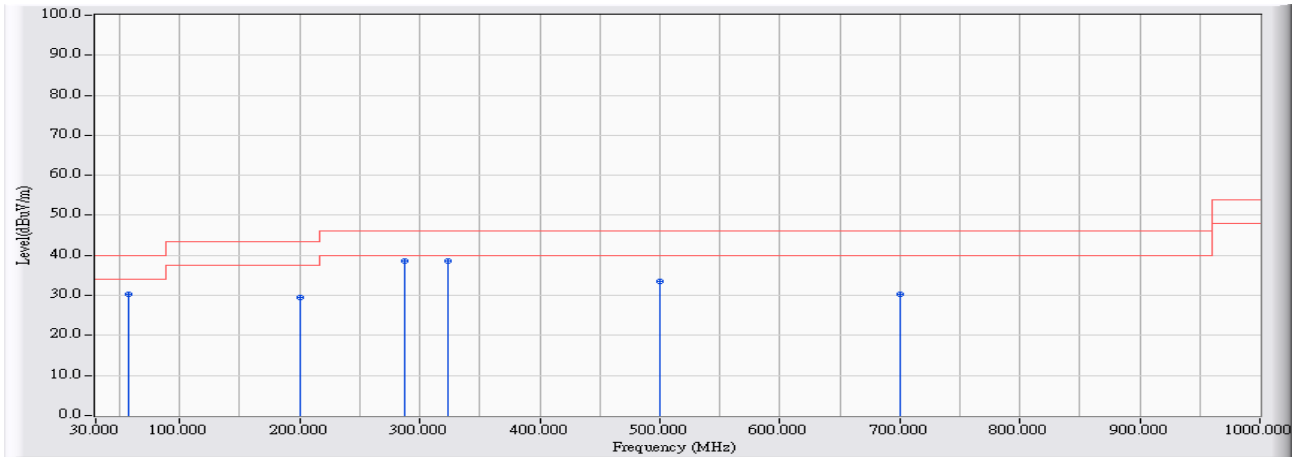


		Frequency (MHz)	Correct Factor (dB)	Reading Level (dBuV)	Measure Level (dBuV/m)	Margin (dB)	Limit (dBuV/m)	Detector Type
1	*	37.371	-16.355	47.193	30.837	-9.163	40.000	QUASPEAK
2		99.930	-23.414	54.749	31.336	-12.164	43.500	QUASPEAK
3		287.994	-19.503	53.078	33.575	-12.425	46.000	QUASPEAK
4		323.978	-18.890	52.518	33.628	-12.372	46.000	QUASPEAK
5		499.918	-14.422	49.358	34.936	-11.064	46.000	QUASPEAK
6		699.912	-12.592	45.840	33.249	-12.751	46.000	QUASPEAK

Note:

1. All Reading Levels are Quasi-Peak value.
2. “ * ”, means this data is the worst emission level.
3. Measurement Level = Reading Level + Correct Factor.

Site : CB2-H	Time : 2017/04/05
Limit : FCC_CLASS_B_03M_QP	Margin : 6
Probe : CB2_FCC_EFS_S2_30M-1GHz_1116 - VERTICAL	Power : AC 120V / 60Hz
EUT : Lyra	Note : 802.11a_5220MHz Mode 3: Tx-ADP-24EW B Mode

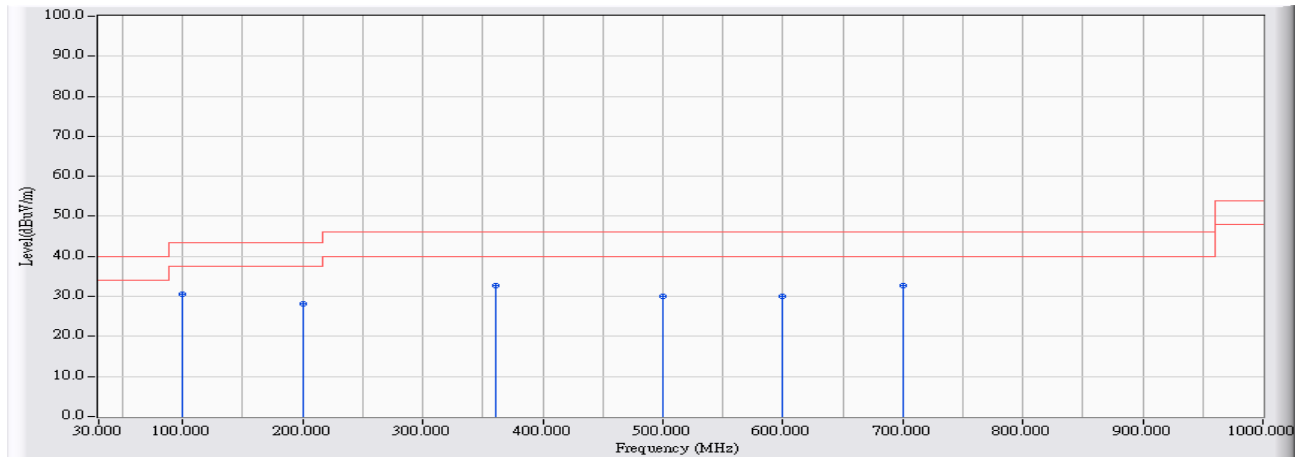


	Frequency (MHz)	Correct Factor (dB)	Reading Level (dBuV)	Measure Level (dBuV/m)	Margin (dB)	Limit (dBuV/m)	Detector Type
1	57.157	-27.404	57.636	30.231	-9.769	40.000	QUASIPeAK
2	199.927	-23.336	52.843	29.506	-13.994	43.500	QUASIPeAK
3	* 287.897	-19.502	58.166	38.663	-7.337	46.000	QUASIPeAK
4	323.978	-18.890	57.457	38.567	-7.433	46.000	QUASIPeAK
5	500.015	-14.418	47.989	33.570	-12.430	46.000	QUASIPeAK
6	699.912	-12.592	42.794	30.203	-15.797	46.000	QUASIPeAK

Note:

1. All Reading Levels are Quasi-Peak value.
2. “ * ”, means this data is the worst emission level.
3. Measurement Level = Reading Level + Correct Factor.

Site : CB2-H	Time : 2017/04/05
Limit : FCC_CLASS_B_03M_QP	Margin : 6
Probe : CB2_FCC_EFS_S2_30M-1GHz_1116 - HORIZONTAL	Power : AC 120V / 60Hz
EUT : Lyra	Note : 802.11n(20M)_5220MHz Mode 3: Tx-ADP-24EW B Mode

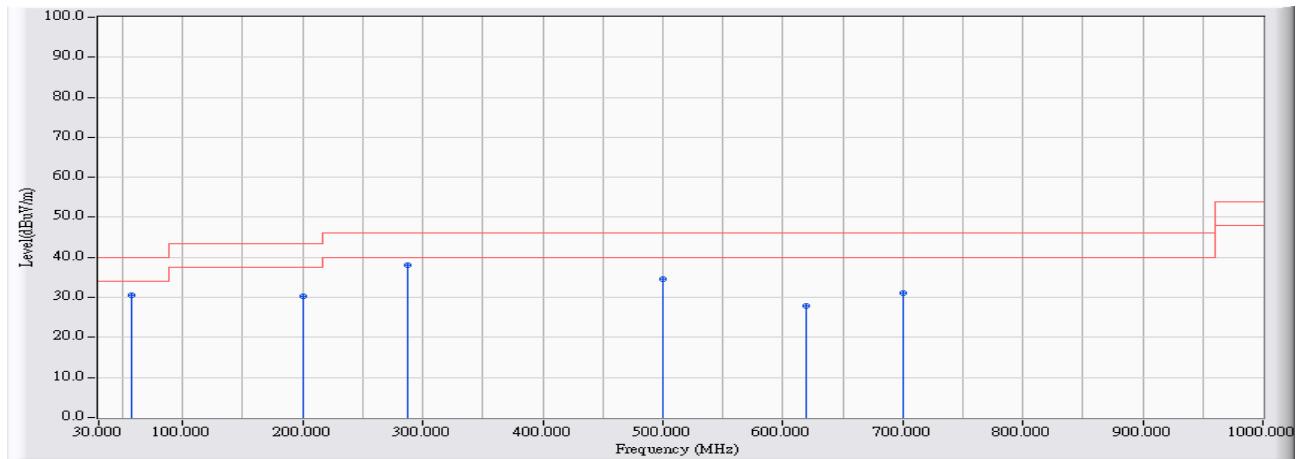


		Frequency (MHz)	Correct Factor (dB)	Reading Level (dBuV)	Measure Level (dBuV/m)	Margin (dB)	Limit (dBuV/m)	Detector Type
1	*	99.930	-23.414	53.862	30.449	-13.051	43.500	QUASPEAK
2		199.927	-23.336	51.362	28.025	-15.475	43.500	QUASPEAK
3		360.446	-17.472	50.277	32.804	-13.196	46.000	QUASPEAK
4		499.918	-14.422	44.540	30.118	-15.882	46.000	QUASPEAK
5		599.915	-13.136	43.255	30.118	-15.882	46.000	QUASPEAK
6		699.912	-12.592	45.418	32.827	-13.173	46.000	QUASPEAK

Note:

1. All Reading Levels are Quasi-Peak value.
2. “ * ”, means this data is the worst emission level.
3. Measurement Level = Reading Level + Correct Factor.

Site : CB2-H	Time : 2017/04/05
Limit : FCC_CLASS_B_03M_QP	Margin : 6
Probe : CB2_FCC_EFS_S2_30M-1GHz_1116 - VERTICAL	Power : AC 120V / 60Hz
EUT : Lyra	Note : 802.11n(20M)_5220MHz Mode 3: Tx-ADP-24EW B Mode

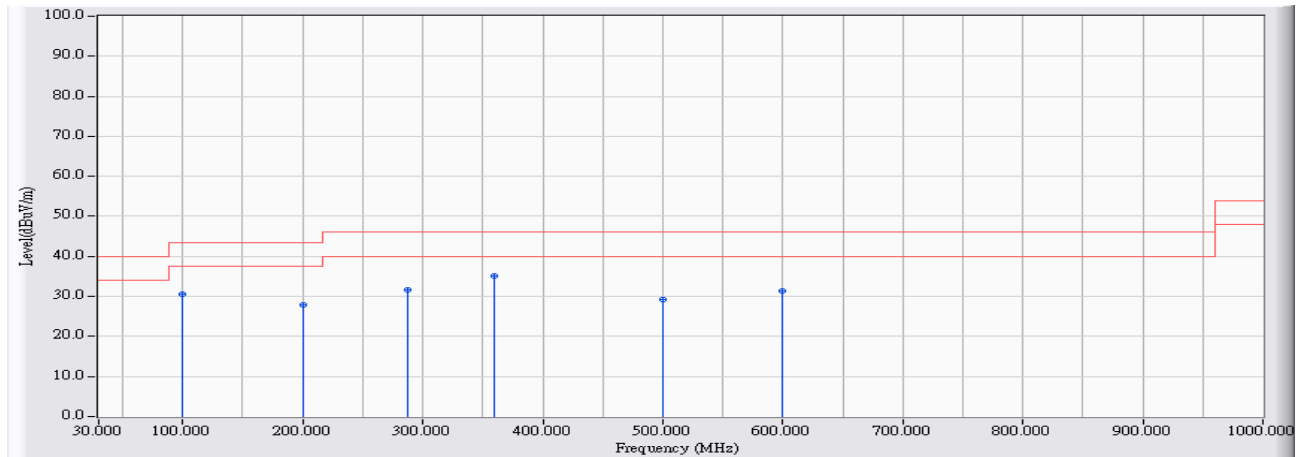


	Frequency (MHz)	Correct Factor (dB)	Reading Level (dBuV)	Measure Level (dBuV/m)	Margin (dB)	Limit (dBuV/m)	Detector Type
1	57.060	-27.378	57.863	30.486	-9.514	40.000	QUASPEAK
2	199.927	-23.336	53.580	30.243	-13.257	43.500	QUASPEAK
3	* 287.897	-19.502	57.686	38.183	-7.817	46.000	QUASPEAK
4	499.918	-14.422	48.929	34.507	-11.493	46.000	QUASPEAK
5	619.895	-12.325	40.119	27.794	-18.206	46.000	QUASPEAK
6	699.912	-12.592	43.693	31.102	-14.898	46.000	QUASPEAK

Note:

1. All Reading Levels are Quasi-Peak value.
2. “ * ”, means this data is the worst emission level.
3. Measurement Level = Reading Level + Correct Factor.

Site : CB2-H	Time : 2017/04/05
Limit : FCC_CLASS_B_03M_QP	Margin : 6
Probe : CB2_FCC_EFS_S2_30M-1GHz_1116 - HORIZONTAL	Power : AC 120V / 60Hz
EUT : Lyra	Note : 802.11n(40M)_5190MHz Mode 3: Tx-ADP-24EW B Mode

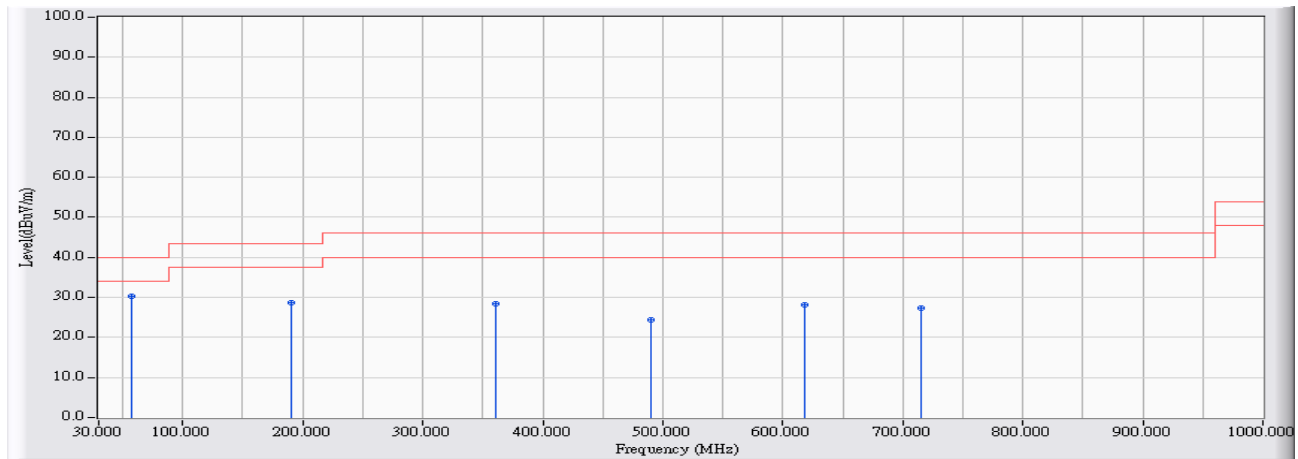


	Frequency (MHz)	Correct Factor (dB)	Reading Level (dBuV)	Measure Level (dBuV/m)	Margin (dB)	Limit (dBuV/m)	Detector Type
1	99.930	-23.414	54.061	30.648	-12.852	43.500	QUASPEAK
2	199.927	-23.336	51.316	27.979	-15.521	43.500	QUASPEAK
3	287.897	-19.502	51.186	31.683	-14.317	46.000	QUASPEAK
4	* 359.961	-17.469	52.476	35.007	-10.993	46.000	QUASPEAK
5	499.918	-14.422	43.581	29.159	-16.841	46.000	QUASPEAK
6	599.915	-13.136	44.556	31.419	-14.581	46.000	QUASPEAK

Note:

1. All Reading Levels are Quasi-Peak value.
2. “ * ”, means this data is the worst emission level.
3. Measurement Level = Reading Level + Correct Factor.

Site : CB2-H	Time : 2017/04/05
Limit : FCC_CLASS_B_03M_QP	Margin : 6
Probe : CB2_FCC_EFS_S2_30M-1GHz_1116 - VERTICAL	Power : AC 120V / 60Hz
EUT : Lyra	Note : 802.11n(40M)_5190MHz Mode 3: Tx-ADP-24EW B Mode

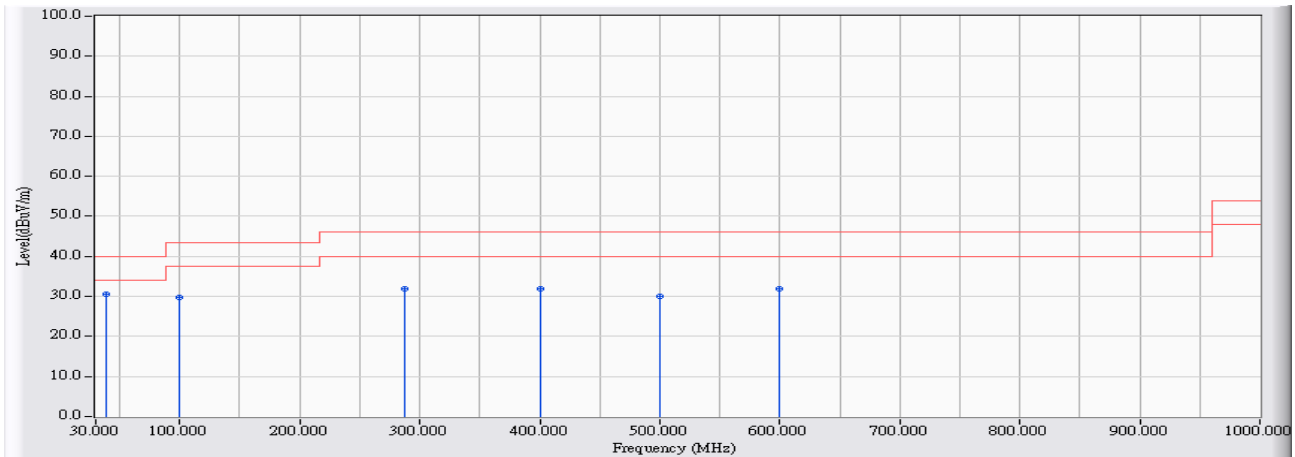


		Frequency (MHz)	Correct Factor (dB)	Reading Level (dBuV)	Measure Level (dBuV/m)	Margin (dB)	Limit (dBuV/m)	Detector Type
1	*	56.769	-27.296	57.705	30.409	-9.591	40.000	QUASPEAK
2		189.937	-23.684	52.293	28.610	-14.890	43.500	QUASPEAK
3		360.931	-17.478	45.990	28.512	-17.488	46.000	QUASPEAK
4		490.219	-14.558	39.084	24.526	-21.474	46.000	QUASPEAK
5		618.052	-12.370	40.510	28.140	-17.860	46.000	QUASPEAK
6		715.818	-11.867	39.193	27.326	-18.674	46.000	QUASPEAK

Note:

1. All Reading Levels are Quasi-Peak value.
2. “ * ”, means this data is the worst emission level.
3. Measurement Level = Reading Level + Correct Factor.

Site : CB2-H	Time : 2017/04/05
Limit : FCC_CLASS_B_03M_QP	Margin : 6
Probe : CB2_FCC_EFS_S2_30M-1GHz_1116 - HORIZONTAL	Power : AC 120V / 60Hz
EUT : Lyra	Note : 802.11ac(80M)_5210MHz Mode 3: Tx-ADP-24EW B Mode

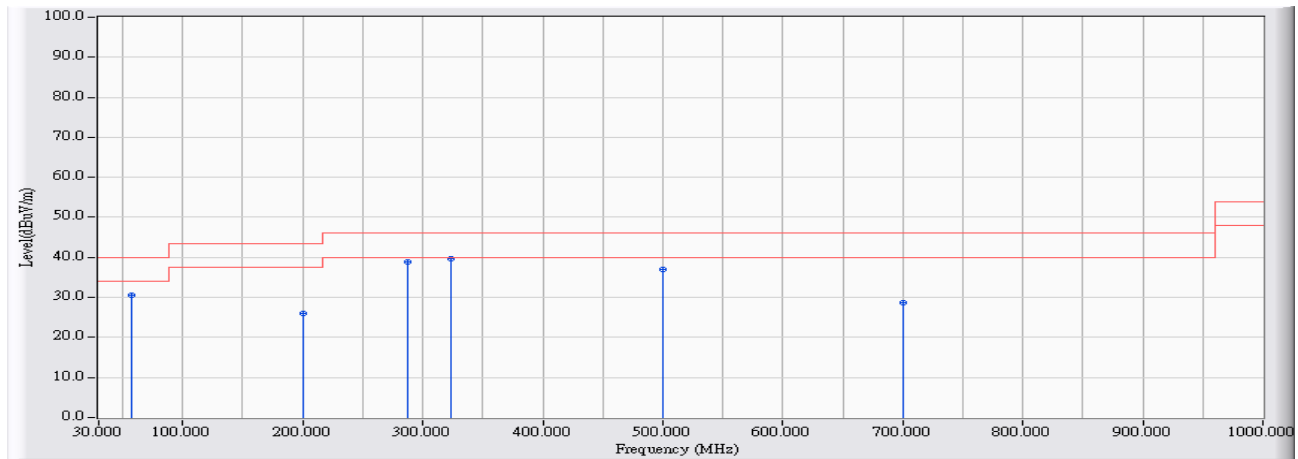


		Frequency (MHz)	Correct Factor (dB)	Reading Level (dBuV)	Measure Level (dBuV/m)	Margin (dB)	Limit (dBuV/m)	Detector Type
1	*	39.020	-16.207	46.853	30.645	-9.355	40.000	QUASPEAK
2		99.930	-23.414	53.087	29.674	-13.826	43.500	QUASPEAK
3		287.897	-19.502	51.493	31.990	-14.010	46.000	QUASPEAK
4		400.018	-16.015	47.967	31.952	-14.048	46.000	QUASPEAK
5		499.918	-14.422	44.388	29.966	-16.034	46.000	QUASPEAK
6		599.915	-13.136	45.120	31.983	-14.017	46.000	QUASPEAK

Note:

1. All Reading Levels are Quasi-Peak value.
2. “ * ”, means this data is the worst emission level.
3. Measurement Level = Reading Level + Correct Factor.

Site : CB2-H	Time : 2017/04/05
Limit : FCC_CLASS_B_03M_QP	Margin : 6
Probe : CB2_FCC_EFS_S2_30M-1GHz_1116 - VERTICAL	Power : AC 120V / 60Hz
EUT : Lyra	Note : 802.11ac(80M)_5210MHz Mode 3: Tx-ADP-24EW B Mode

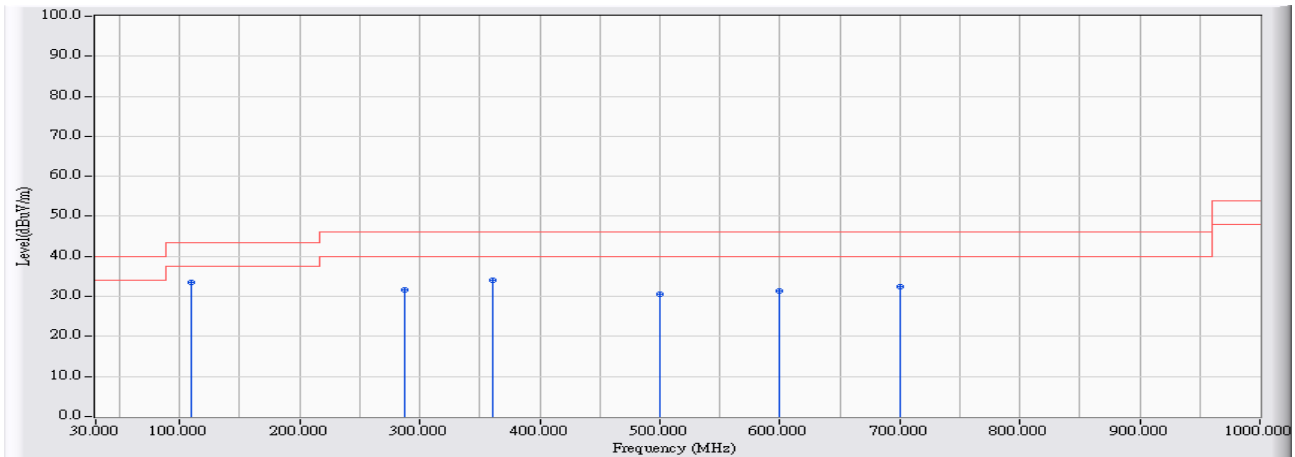


	Frequency (MHz)	Correct Factor (dB)	Reading Level (dBuV)	Measure Level (dBuV/m)	Margin (dB)	Limit (dBuV/m)	Detector Type
1	56.769	-27.296	57.906	30.610	-9.390	40.000	QUASPEAK
2	199.927	-23.336	49.331	25.994	-17.506	43.500	QUASPEAK
3	287.897	-19.502	58.358	38.855	-7.145	46.000	QUASPEAK
4	* 323.978	-18.890	58.627	39.737	-6.263	46.000	QUASPEAK
5	499.918	-14.422	51.510	37.088	-8.912	46.000	QUASPEAK
6	699.912	-12.592	41.191	28.600	-17.400	46.000	QUASPEAK

Note:

1. All Reading Levels are Quasi-Peak value.
2. “ * ”, means this data is the worst emission level.
3. Measurement Level = Reading Level + Correct Factor.

Site : CB2-H	Time : 2017/04/05
Limit : FCC_CLASS_B_03M_QP	Margin : 6
Probe : CB2_FCC_EFS_S2_30M-1GHz_1116 - HORIZONTAL	Power : AC 120V / 60Hz
EUT : Lyra	Note : 802.11a_5785MHz Mode 3: Tx-ADP-24EW B Mode

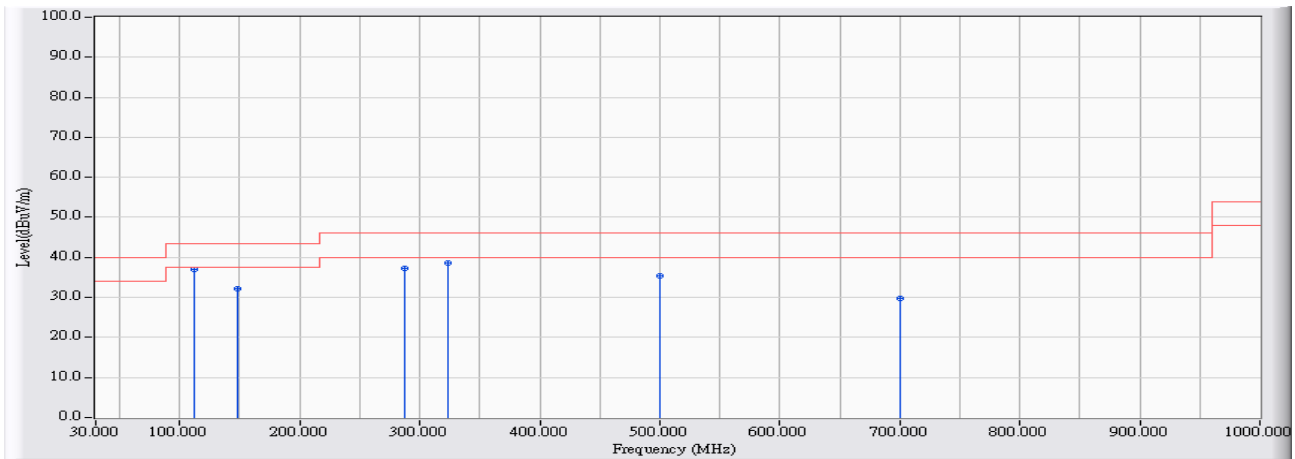


		Frequency (MHz)	Correct Factor (dB)	Reading Level (dBuV)	Measure Level (dBuV/m)	Margin (dB)	Limit (dBuV/m)	Detector Type
1	*	109.920	-22.257	55.710	33.453	-10.047	43.500	QUASPEAK
2		287.994	-19.503	51.218	31.715	-14.285	46.000	QUASPEAK
3		360.543	-17.474	51.568	34.094	-11.906	46.000	QUASPEAK
4		499.918	-14.422	45.010	30.588	-15.412	46.000	QUASPEAK
5		599.915	-13.136	44.457	31.320	-14.680	46.000	QUASPEAK
6		699.912	-12.592	44.916	32.325	-13.675	46.000	QUASPEAK

Note:

1. All Reading Levels are Quasi-Peak value.
2. “ * ”, means this data is the worst emission level.
3. Measurement Level = Reading Level + Correct Factor.

Site : CB2-H	Time : 2017/04/05
Limit : FCC_CLASS_B_03M_QP	Margin : 6
Probe : CB2_FCC_EFS_S2_30M-1GHz_1116 - VERTICAL	Power : AC 120V / 60Hz
EUT : Lyra	Note : 802.11a_5785MHz Mode 3: Tx-ADP-24EW B Mode

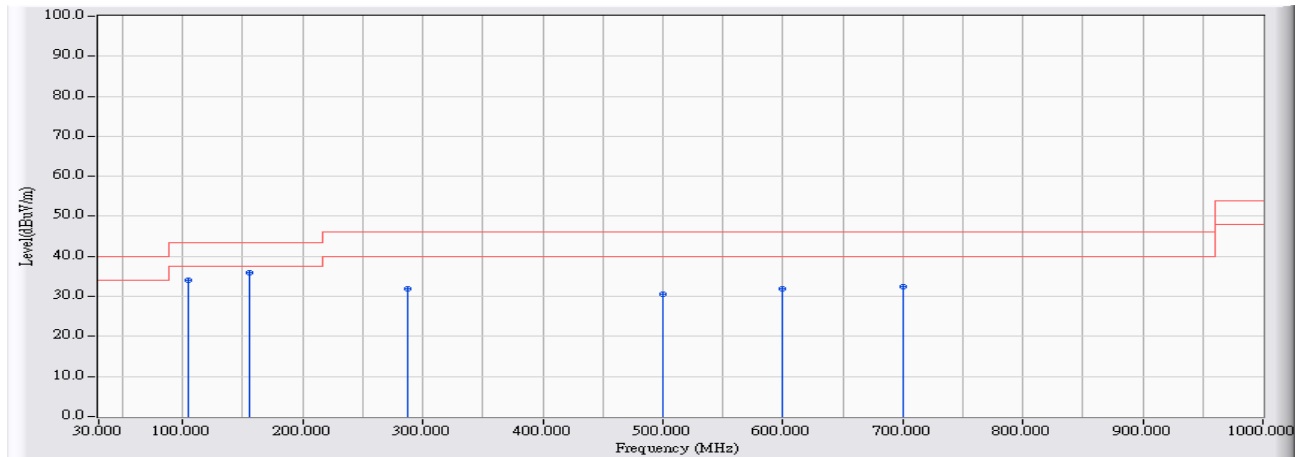


		Frequency (MHz)	Correct Factor (dB)	Reading Level (dBuV)	Measure Level (dBuV/m)	Margin (dB)	Limit (dBuV/m)	Detector Type
1	*	112.054	-22.022	58.919	36.897	-6.603	43.500	QUASPEAK
2		148.231	-22.135	54.216	32.081	-11.419	43.500	QUASPEAK
3		287.897	-19.502	56.812	37.309	-8.691	46.000	QUASPEAK
4		323.978	-18.890	57.525	38.635	-7.365	46.000	QUASPEAK
5		499.918	-14.422	49.821	35.399	-10.601	46.000	QUASPEAK
6		699.912	-12.592	42.274	29.683	-16.317	46.000	QUASPEAK

Note:

1. All Reading Levels are Quasi-Peak value.
2. “ * ”, means this data is the worst emission level.
3. Measurement Level = Reading Level + Correct Factor.

Site : CB2-H	Time : 2017/04/05
Limit : FCC_CLASS_B_03M_QP	Margin : 6
Probe : CB2_FCC_EFS_S2_30M-1GHz_1116 - HORIZONTAL	Power : AC 120V / 60Hz
EUT : Lyra	Note : 802.11n(20M)_5785MHz Mode 3: Tx-ADP-24EW B Mode

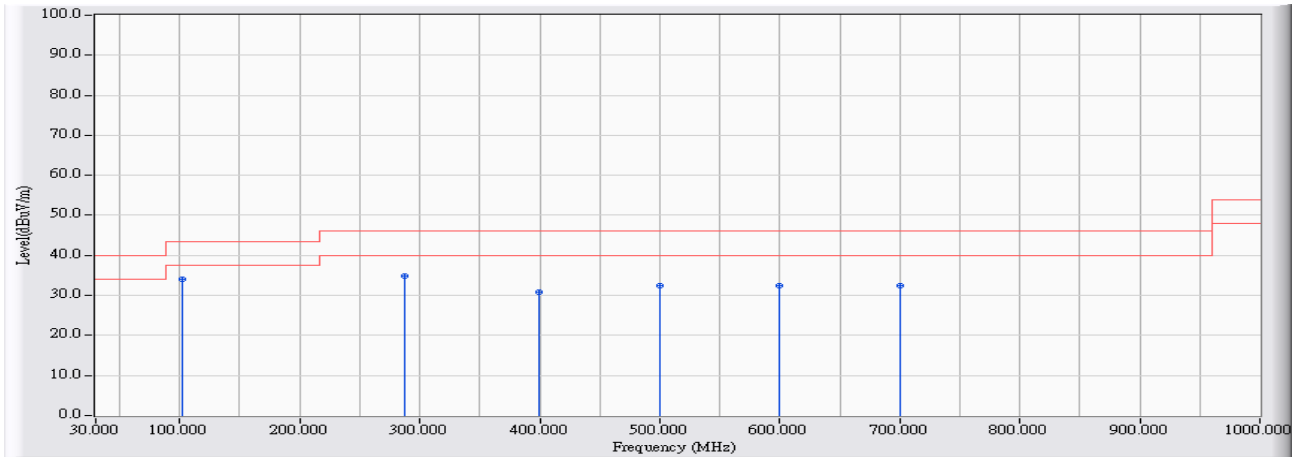


	Frequency (MHz)	Correct Factor (dB)	Reading Level (dBuV)	Measure Level (dBuV/m)	Margin (dB)	Limit (dBuV/m)	Detector Type
1	104.489	-22.877	56.802	33.925	-9.575	43.500	QUASPEAK
2	* 155.020	-22.596	58.590	35.993	-7.507	43.500	QUASPEAK
3	287.994	-19.503	51.369	31.866	-14.134	46.000	QUASPEAK
4	499.918	-14.422	44.987	30.565	-15.435	46.000	QUASPEAK
5	599.915	-13.136	45.062	31.925	-14.075	46.000	QUASPEAK
6	699.912	-12.592	45.159	32.568	-13.432	46.000	QUASPEAK

Note:

1. All Reading Levels are Quasi-Peak value.
2. “ * ”, means this data is the worst emission level.
3. Measurement Level = Reading Level + Correct Factor.

Site : CB2-H	Time : 2017/04/05
Limit : FCC_CLASS_B_03M_QP	Margin : 6
Probe : CB2_FCC_EFS_S2_30M-1GHz_1116 - VERTICAL	Power : AC 120V / 60Hz
EUT : Lyra	Note : 802.11n(20M)_5785MHz Mode 3: Tx-ADP-24EW B Mode

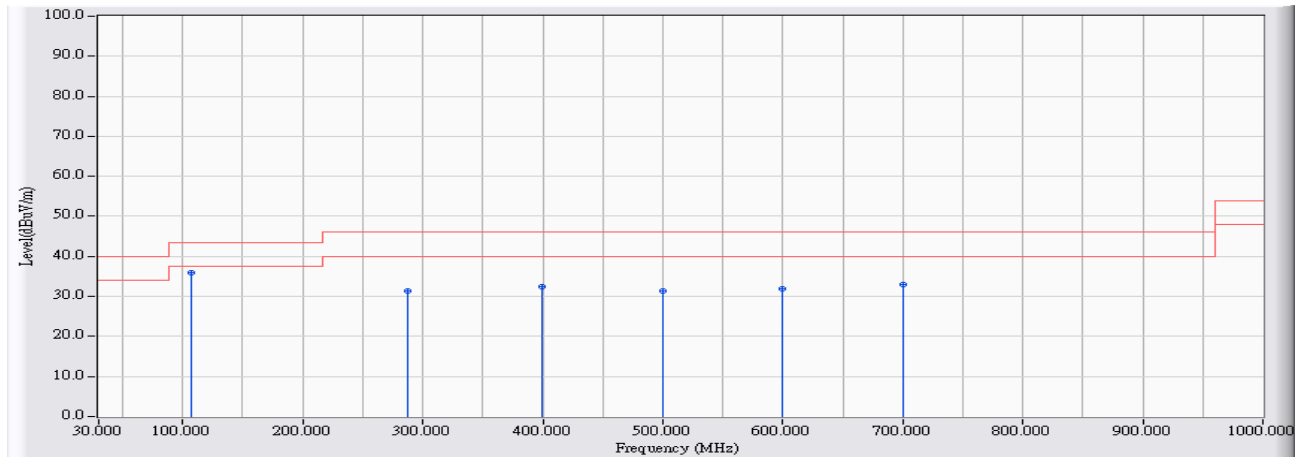


		Frequency (MHz)	Correct Factor (dB)	Reading Level (dBuV)	Measure Level (dBuV/m)	Margin (dB)	Limit (dBuV/m)	Detector Type
1	*	101.676	-23.198	57.167	33.968	-9.532	43.500	QUASPEAK
2		287.897	-19.502	54.314	34.811	-11.189	46.000	QUASPEAK
3		399.921	-16.019	46.843	30.825	-15.175	46.000	QUASPEAK
4		499.918	-14.422	46.820	32.398	-13.602	46.000	QUASPEAK
5		599.915	-13.136	45.469	32.332	-13.668	46.000	QUASPEAK
6		699.912	-12.592	45.041	32.450	-13.550	46.000	QUASPEAK

Note:

1. All Reading Levels are Quasi-Peak value.
2. “ * ”, means this data is the worst emission level.
3. Measurement Level = Reading Level + Correct Factor.

Site : CB2-H	Time : 2017/04/05
Limit : FCC_CLASS_B_03M_QP	Margin : 6
Probe : CB2_FCC_EFS_S2_30M-1GHz_1116 - HORIZONTAL	Power : AC 120V / 60Hz
EUT : Lyra	Note : 802.11n(40M)_5755MHz Mode 3: Tx-ADP-24EW B Mode

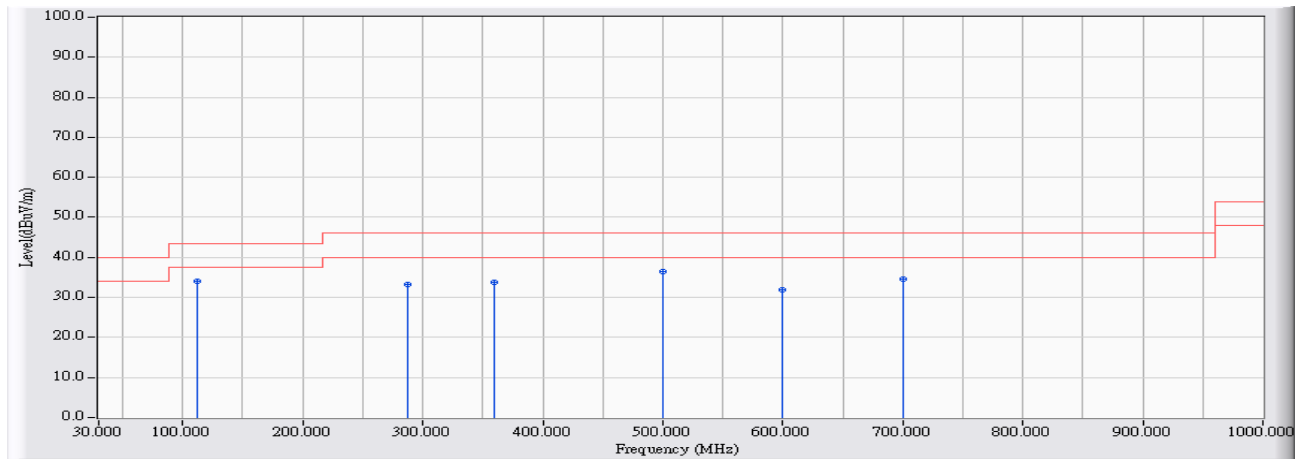


		Frequency (MHz)	Correct Factor (dB)	Reading Level (dBuV)	Measure Level (dBuV/m)	Margin (dB)	Limit (dBuV/m)	Detector Type
1	*	107.107	-22.578	58.529	35.951	-7.549	43.500	QUASPEAK
2		287.897	-19.502	50.883	31.380	-14.620	46.000	QUASPEAK
3		399.921	-16.019	48.490	32.472	-13.528	46.000	QUASPEAK
4		499.918	-14.422	45.662	31.240	-14.760	46.000	QUASPEAK
5		599.915	-13.136	44.983	31.846	-14.154	46.000	QUASPEAK
6		699.912	-12.592	45.668	33.077	-12.923	46.000	QUASPEAK

Note:

1. All Reading Levels are Quasi-Peak value.
2. “ * ”, means this data is the worst emission level.
3. Measurement Level = Reading Level + Correct Factor.

Site : CB2-H	Time : 2017/04/05
Limit : FCC_CLASS_B_03M_QP	Margin : 6
Probe : CB2_FCC_EFS_S2_30M-1GHz_1116 - VERTICAL	Power : AC 120V / 60Hz
EUT : Lyra	Note : 802.11n(40M)_5755MHz Mode 3: Tx-ADP-24EW B Mode

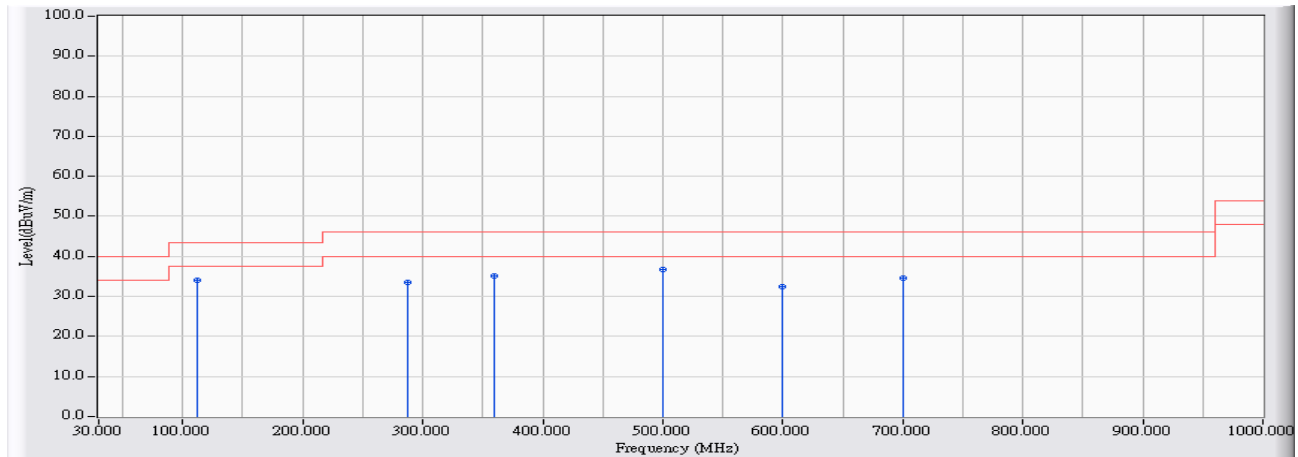


		Frequency (MHz)	Correct Factor (dB)	Reading Level (dBuV)	Measure Level (dBuV/m)	Margin (dB)	Limit (dBuV/m)	Detector Type
1	*	112.054	-22.022	56.058	34.036	-9.464	43.500	QUASPEAK
2		287.897	-19.502	52.684	33.181	-12.819	46.000	QUASPEAK
3		359.961	-17.469	51.378	33.909	-12.091	46.000	QUASPEAK
4		499.918	-14.422	50.784	36.362	-9.638	46.000	QUASPEAK
5		599.915	-13.136	45.112	31.975	-14.025	46.000	QUASPEAK
6		699.912	-12.592	47.070	34.479	-11.521	46.000	QUASPEAK

Note:

1. All Reading Levels are Quasi-Peak value.
2. “ * ”, means this data is the worst emission level.
3. Measurement Level = Reading Level + Correct Factor.

Site : CB2-H	Time : 2017/04/05
Limit : FCC_CLASS_B_03M_QP	Margin : 6
Probe : CB2_FCC_EFS_S2_30M-1GHz_1116 - HORIZONTAL	Power : AC 120V / 60Hz
EUT : Lyra	Note : 802.11ac(80M)_5775MHz Mode 3: Tx-ADP-24EW B Mode

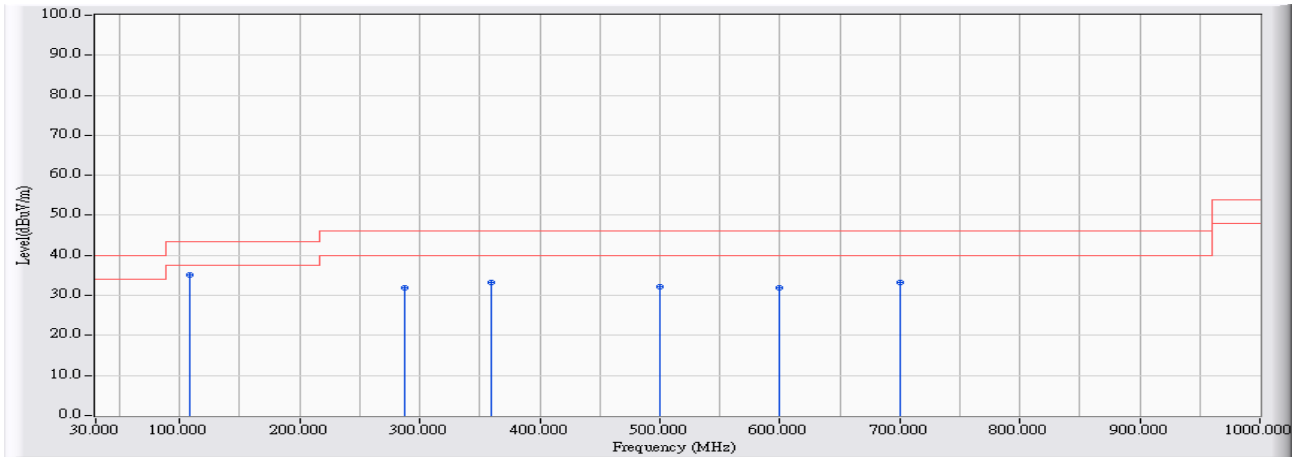


	Frequency (MHz)	Correct Factor (dB)	Reading Level (dBuV)	Measure Level (dBuV/m)	Margin (dB)	Limit (dBuV/m)	Detector Type
1	112.054	-22.022	56.058	34.036	-9.464	43.500	QUASPEAK
2	287.994	-19.503	53.147	33.644	-12.356	46.000	QUASPEAK
3	359.961	-17.469	52.561	35.092	-10.908	46.000	QUASPEAK
4	* 499.918	-14.422	51.143	36.721	-9.279	46.000	QUASPEAK
5	599.915	-13.136	45.707	32.570	-13.430	46.000	QUASPEAK
6	699.912	-12.592	47.070	34.479	-11.521	46.000	QUASPEAK

Note:

1. All Reading Levels are Quasi-Peak value.
2. “ * ”, means this data is the worst emission level.
3. Measurement Level = Reading Level + Correct Factor.

Site : CB2-H	Time : 2017/04/05
Limit : FCC_CLASS_B_03M_QP	Margin : 6
Probe : CB2_FCC_EFS_S2_30M-1GHz_1116 - VERTICAL	Power : AC 120V / 60Hz
EUT : Lyra	Note : 802.11ac(80M)_5775MHz Mode 3: Tx-ADP-24EW B Mode



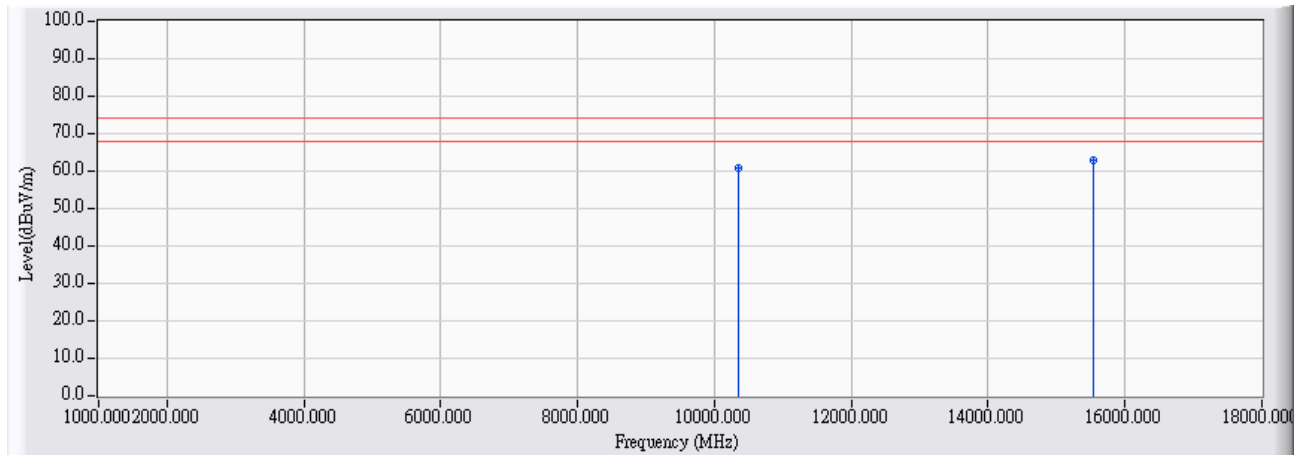
		Frequency (MHz)	Correct Factor (dB)	Reading Level (dBuV)	Measure Level (dBuV/m)	Margin (dB)	Limit (dBuV/m)	Detector Type
1	*	107.980	-22.478	57.688	35.210	-8.290	43.500	QUASPEAK
2		287.994	-19.503	51.461	31.958	-14.042	46.000	QUASPEAK
3		359.767	-17.468	50.597	33.129	-12.871	46.000	QUASPEAK
4		499.918	-14.422	46.617	32.195	-13.805	46.000	QUASPEAK
5		599.915	-13.136	44.962	31.825	-14.175	46.000	QUASPEAK
6		699.912	-12.592	45.857	33.266	-12.734	46.000	QUASPEAK

Note:

1. All Reading Levels are Quasi-Peak value.
2. “ * ”, means this data is the worst emission level.
3. Measurement Level = Reading Level + Correct Factor.

Harmonic & Spurious:

Site : CB2-H	Time : 2017/03/27
Limit : FCC_SpartC_15.209_03M_PK	Margin : 6
Probe : CB2_FCC_EFS_B091_1-18GHz_3M_0117 - HORIZONTAL	Power : AC 120V / 60Hz
EUT : Lyra	Note : 802.11a_5180MHz Mode 1: Tx-AD2055320 Mode

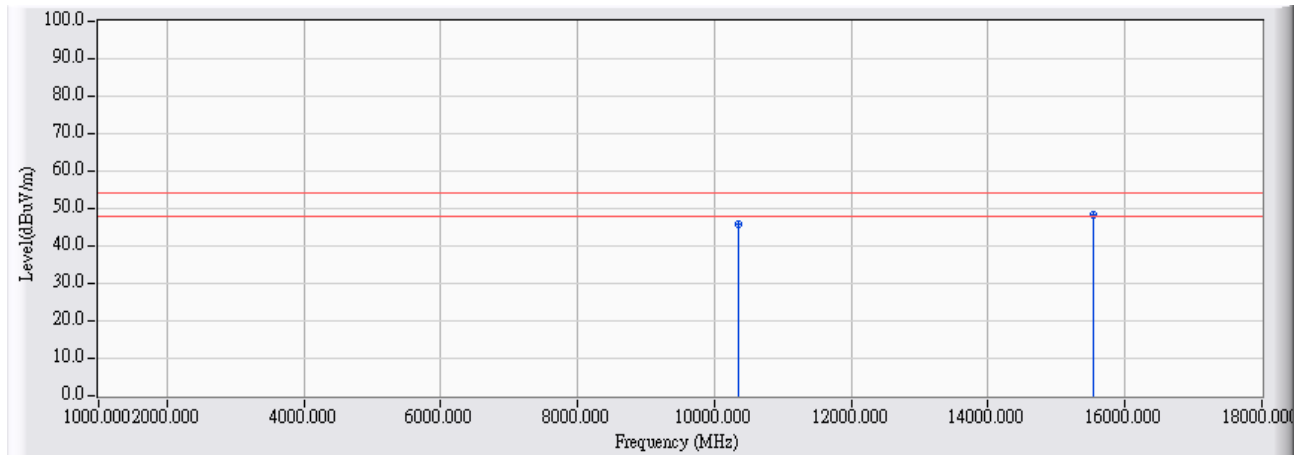


	Frequency (MHz)	Correct Factor (dB)	Reading Level (dBuV)	Measure Level (dBuV/m)	Margin (dB)	Limit (dBuV/m)	Detector Type
1	10360.000	22.764	37.880	60.644	-13.356	74.000	PEAK
2	* 15540.000	24.231	38.670	62.901	-11.099	74.000	PEAK

Note:

1. All Readings below 1GHz are Quasi-Peak, above 1GHz are performed with peak and/or average measurements as necessary.
2. Peak measurements: RBW = 1MHz, VBW = 1MHz, Sweep: Auto.
3. Average measurements: RBW = 1MHz, VBW = 10 Hz, Sweep: Auto.
4. “ * ”, means this data is the worst emission level.
5. “ # ”, means the frequency is out of the restricted band.
6. Measurement Level = Reading Level + Correct Factor.
7. The average measurement was not performed when the peak measured data under the limit of average detection.

Site : CB2-H	Time : 2017/03/27
Limit : FCC_SpartC_15.209_03M_AV	Margin : 6
Probe : CB2_FCC_EFS_B091_1-18GHz_3M_0117 - HORIZONTAL	Power : AC 120V / 60Hz
EUT : Lyra	Note : 802.11a_5180MHz Mode 1: Tx-AD2055320 Mode

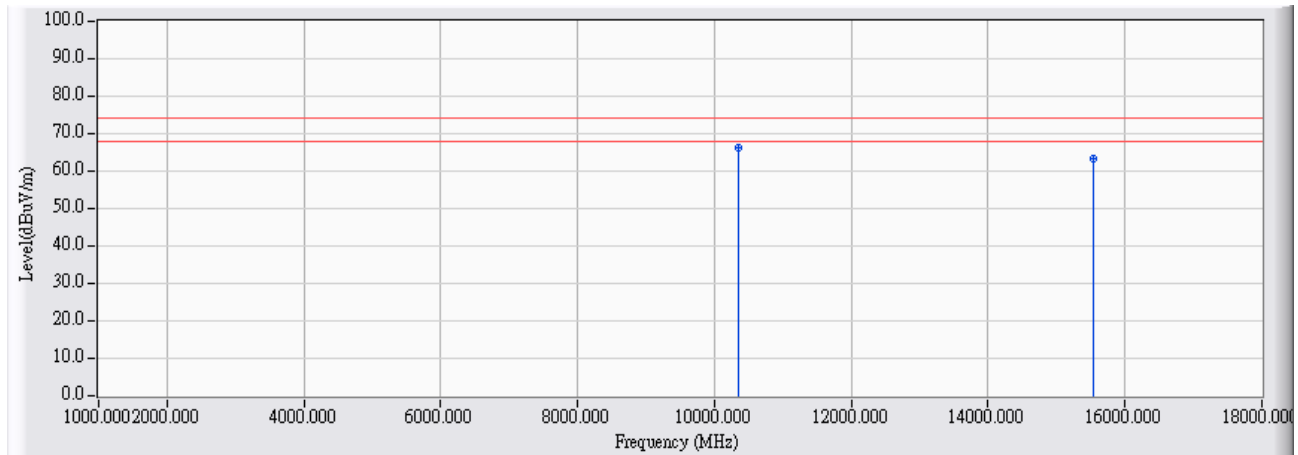


	Frequency (MHz)	Correct Factor (dB)	Reading Level (dBuV)	Measure Level (dBuV/m)	Margin (dB)	Limit (dBuV/m)	Detector Type
1	10360.000	22.764	23.240	46.004	-7.996	54.000	AVERAGE
2	* 15540.000	24.231	24.050	48.281	-5.719	54.000	AVERAGE

Note:

1. All Readings below 1GHz are Quasi-Peak, above 1GHz are performed with peak and/or average measurements as necessary.
2. Peak measurements: RBW = 1MHz, VBW = 1MHz, Sweep: Auto.
3. Average measurements: RBW = 1MHz, VBW = 10 Hz, Sweep: Auto.
4. “ * ”, means this data is the worst emission level.
5. “ # ”, means the frequency is out of the restricted band.
6. Measurement Level = Reading Level + Correct Factor.
7. The average measurement was not performed when the peak measured data under the limit of average detection.

Site : CB2-H	Time : 2017/03/27
Limit : FCC_SpartC_15.209_03M_PK	Margin : 6
Probe : CB2_FCC_EFS_B091_1-18GHz_3M_0117 - VERTICAL	Power : AC 120V / 60Hz
EUT : Lyra	Note : 802.11a_5180MHz Mode 1: Tx-AD2055320 Mode

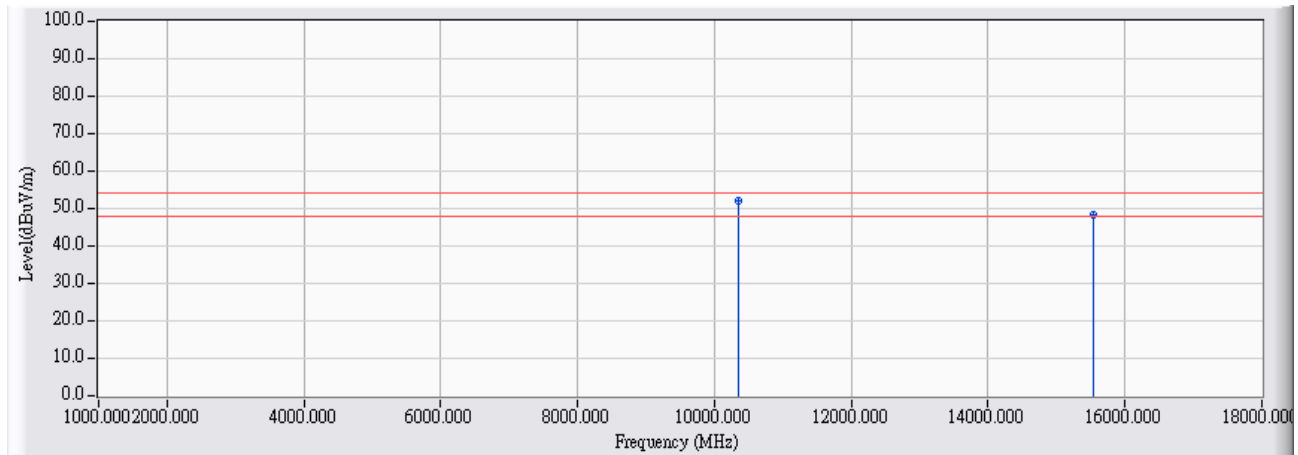


		Frequency (MHz)	Correct Factor (dB)	Reading Level (dBuV)	Measure Level (dBuV/m)	Margin (dB)	Limit (dBuV/m)	Detector Type
1	*	10360.000	22.764	43.580	66.344	-7.656	74.000	PEAK
2		15540.000	24.231	38.910	63.141	-10.859	74.000	PEAK

Note:

1. All Readings below 1GHz are Quasi-Peak, above 1GHz are performed with peak and/or average measurements as necessary.
2. Peak measurements: RBW = 1MHz, VBW = 1MHz, Sweep: Auto.
3. Average measurements: RBW = 1MHz, VBW = 10 Hz, Sweep: Auto.
4. “ * ”, means this data is the worst emission level.
5. “ # ”, means the frequency is out of the restricted band.
6. Measurement Level = Reading Level + Correct Factor.
7. The average measurement was not performed when the peak measured data under the limit of average detection.

Site : CB2-H	Time : 2017/03/27
Limit : FCC_SpartC_15.209_03M_AV	Margin : 6
Probe : CB2_FCC_EFS_B091_1-18GHz_3M_0117 - VERTICAL	Power : AC 120V / 60Hz
EUT : Lyra	Note : 802.11a_5180MHz Mode 1: Tx-AD2055320 Mode

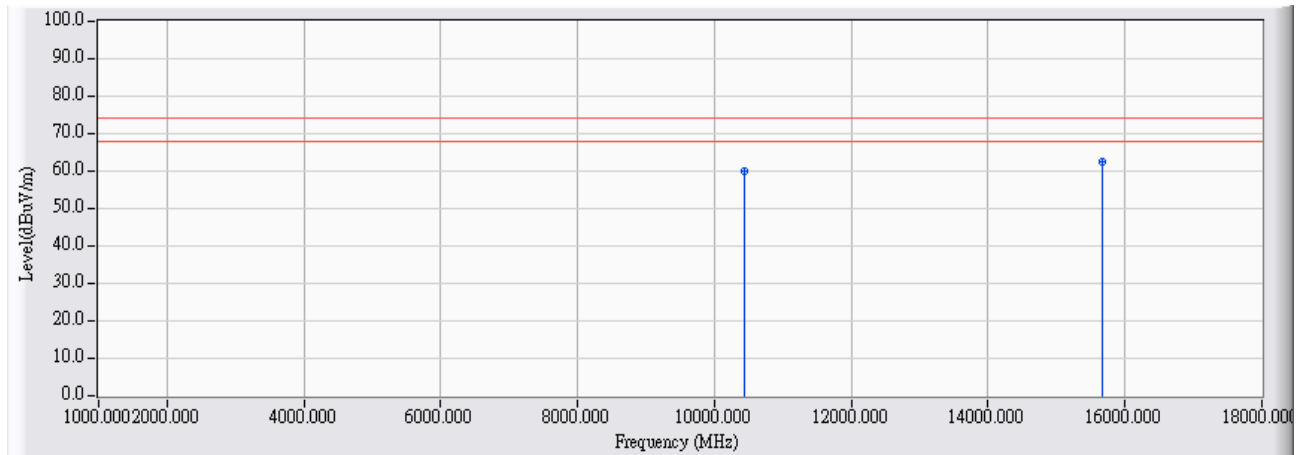


		Frequency (MHz)	Correct Factor (dB)	Reading Level (dBuV)	Measure Level (dBuV/m)	Margin (dB)	Limit (dBuV/m)	Detector Type
1	*	10360.000	22.764	29.140	51.904	-2.096	54.000	AVERAGE
2		15540.000	24.231	24.220	48.451	-5.549	54.000	AVERAGE

Note:

1. All Readings below 1GHz are Quasi-Peak, above 1GHz are performed with peak and/or average measurements as necessary.
2. Peak measurements: RBW = 1MHz, VBW = 1MHz, Sweep: Auto.
3. Average measurements: RBW = 1MHz, VBW = 10 Hz, Sweep: Auto.
4. “ * ”, means this data is the worst emission level.
5. “ # ”, means the frequency is out of the restricted band.
6. Measurement Level = Reading Level + Correct Factor.
7. The average measurement was not performed when the peak measured data under the limit of average detection.

Site : CB2-H	Time : 2017/03/27
Limit : FCC_SpartC_15.209_03M_PK	Margin : 6
Probe : CB2_FCC_EFS_B091_1-18GHz_3M_0117 - HORIZONTAL	Power : AC 120V / 60Hz
EUT : Lyra	Note : 802.11a_5220MHz Mode 1: Tx-AD2055320 Mode

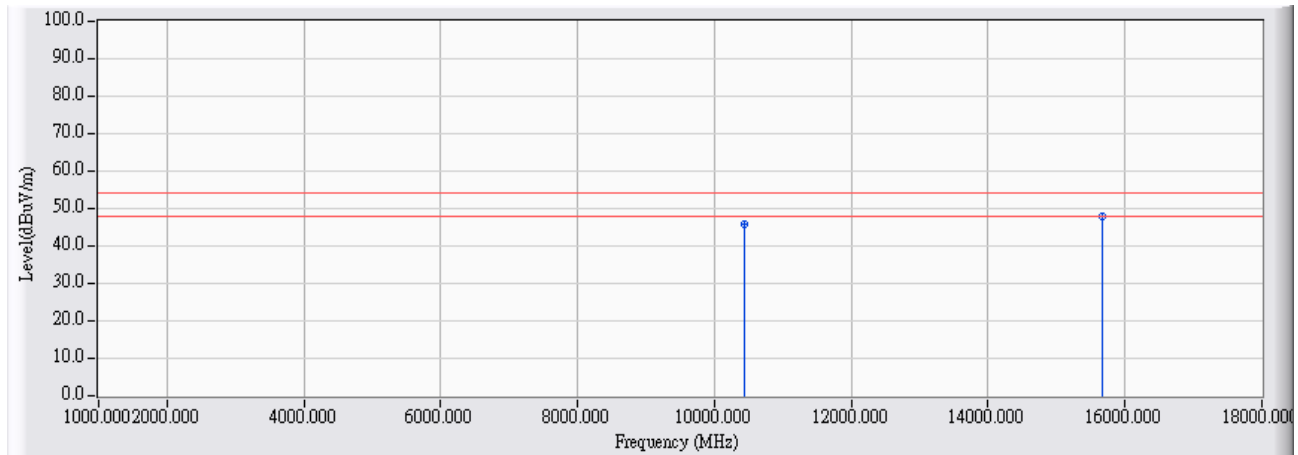


	Frequency (MHz)	Correct Factor (dB)	Reading Level (dBuV)	Measure Level (dBuV/m)	Margin (dB)	Limit (dBuV/m)	Detector Type
1	10440.000	23.081	36.990	60.071	-13.929	74.000	PEAK
2	* 15660.000	24.194	38.270	62.464	-11.536	74.000	PEAK

Note:

1. All Readings below 1GHz are Quasi-Peak, above 1GHz are performed with peak and/or average measurements as necessary.
2. Peak measurements: RBW = 1MHz, VBW = 1MHz, Sweep: Auto.
3. Average measurements: RBW = 1MHz, VBW = 10 Hz, Sweep: Auto.
4. “ * ”, means this data is the worst emission level.
5. “ # ”, means the frequency is out of the restricted band.
6. Measurement Level = Reading Level + Correct Factor.
7. The average measurement was not performed when the peak measured data under the limit of average detection.

Site : CB2-H	Time : 2017/03/27
Limit : FCC_SpartC_15.209_03M_AV	Margin : 6
Probe : CB2_FCC_EFS_B091_1-18GHz_3M_0117 - HORIZONTAL	Power : AC 120V / 60Hz
EUT : Lyra	Note : 802.11a_5220MHz Mode 1: Tx-AD2055320 Mode

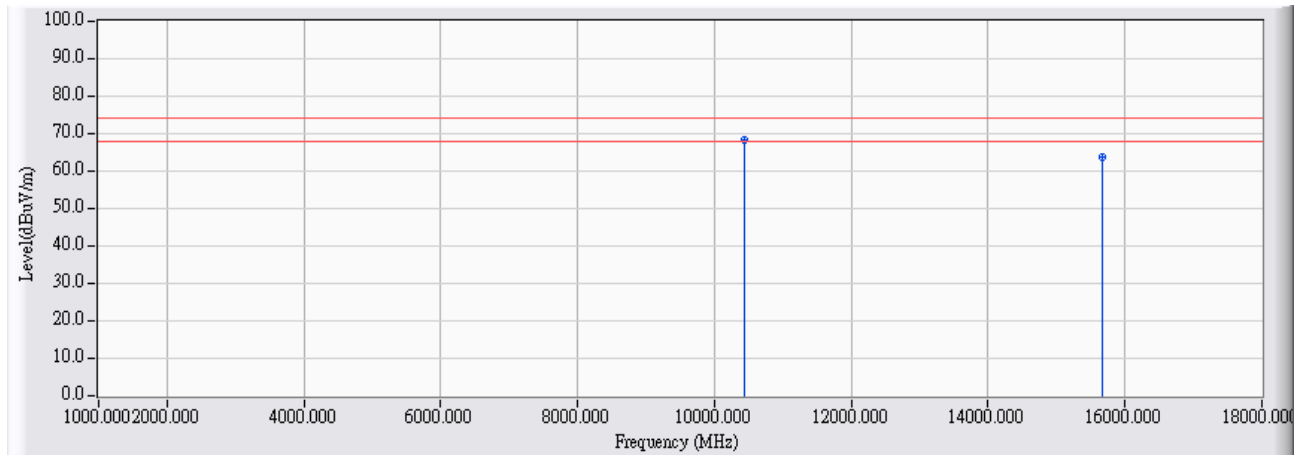


	Frequency (MHz)	Correct Factor (dB)	Reading Level (dBuV)	Measure Level (dBuV/m)	Margin (dB)	Limit (dBuV/m)	Detector Type
1	10440.000	23.081	22.830	45.911	-8.089	54.000	AVERAGE
2	* 15660.000	24.194	23.650	47.844	-6.156	54.000	AVERAGE

Note:

1. All Readings below 1GHz are Quasi-Peak, above 1GHz are performed with peak and/or average measurements as necessary.
2. Peak measurements: RBW = 1MHz, VBW = 1MHz, Sweep: Auto.
3. Average measurements: RBW = 1MHz, VBW = 10 Hz, Sweep: Auto.
4. “ * ”, means this data is the worst emission level.
5. “ # ”, means the frequency is out of the restricted band.
6. Measurement Level = Reading Level + Correct Factor.
7. The average measurement was not performed when the peak measured data under the limit of average detection.

Site : CB2-H	Time : 2017/03/27
Limit : FCC_SpartC_15.209_03M_PK	Margin : 6
Probe : CB2_FCC_EFS_B091_1-18GHz_3M_0117 - VERTICAL	Power : AC 120V / 60Hz
EUT : Lyra	Note : 802.11a_5220MHz Mode 1: Tx-AD2055320 Mode

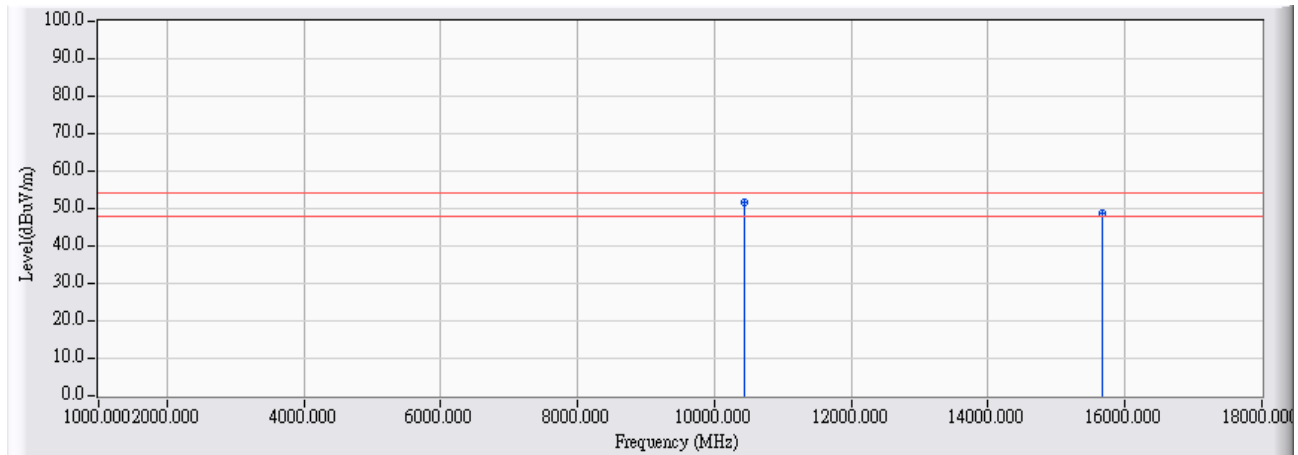


		Frequency (MHz)	Correct Factor (dB)	Reading Level (dBuV)	Measure Level (dBuV/m)	Margin (dB)	Limit (dBuV/m)	Detector Type
1	*	10440.000	23.081	45.060	68.141	-5.859	74.000	PEAK
2		15660.000	24.194	39.620	63.814	-10.186	74.000	PEAK

Note:

1. All Readings below 1GHz are Quasi-Peak, above 1GHz are performed with peak and/or average measurements as necessary.
2. Peak measurements: RBW = 1MHz, VBW = 1MHz, Sweep: Auto.
3. Average measurements: RBW = 1MHz, VBW = 10 Hz, Sweep: Auto.
4. “ * ”, means this data is the worst emission level.
5. “ # ”, means the frequency is out of the restricted band.
6. Measurement Level = Reading Level + Correct Factor.
7. The average measurement was not performed when the peak measured data under the limit of average detection.

Site : CB2-H	Time : 2017/03/27
Limit : FCC_SpartC_15.209_03M_AV	Margin : 6
Probe : CB2_FCC_EFS_B091_1-18GHz_3M_0117 - VERTICAL	Power : AC 120V / 60Hz
EUT : Lyra	Note : 802.11a_5220MHz Mode 1: Tx-AD2055320 Mode

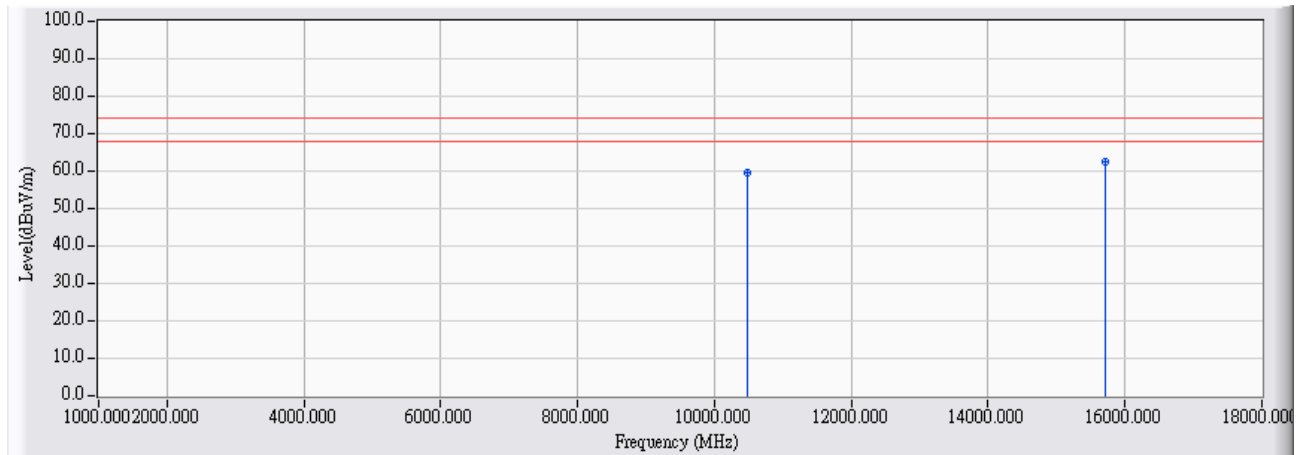


		Frequency (MHz)	Correct Factor (dB)	Reading Level (dBuV)	Measure Level (dBuV/m)	Margin (dB)	Limit (dBuV/m)	Detector Type
1	*	10440.000	23.081	28.740	51.821	-2.179	54.000	AVERAGE
2		15660.000	24.194	24.420	48.614	-5.386	54.000	AVERAGE

Note:

1. All Readings below 1GHz are Quasi-Peak, above 1GHz are performed with peak and/or average measurements as necessary.
2. Peak measurements: RBW = 1MHz, VBW = 1MHz, Sweep: Auto.
3. Average measurements: RBW = 1MHz, VBW = 10 Hz, Sweep: Auto.
4. “ * ”, means this data is the worst emission level.
5. “ # ”, means the frequency is out of the restricted band.
6. Measurement Level = Reading Level + Correct Factor.
7. The average measurement was not performed when the peak measured data under the limit of average detection.

Site : CB2-H	Time : 2017/03/27
Limit : FCC_SpartC_15.209_03M_PK	Margin : 6
Probe : CB2_FCC_EFS_B091_1-18GHz_3M_0117 - HORIZONTAL	Power : AC 120V / 60Hz
EUT : Lyra	Note : 802.11a_5240MHz Mode 1: Tx-AD2055320 Mode

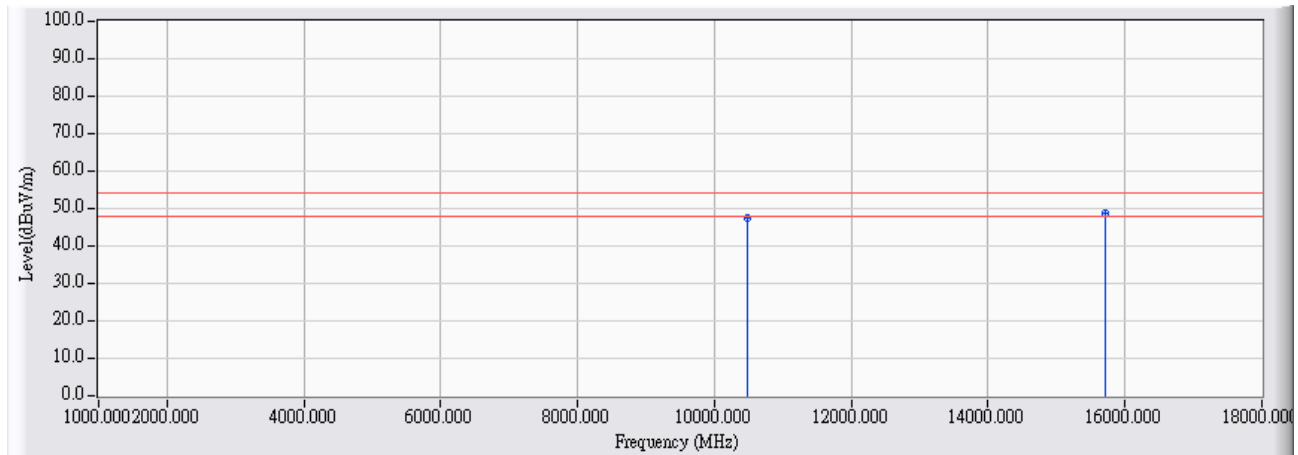


		Frequency (MHz)	Correct Factor (dB)	Reading Level (dBuV)	Measure Level (dBuV/m)	Margin (dB)	Limit (dBuV/m)	Detector Type
1		10480.000	23.240	36.550	59.790	-14.210	74.000	PEAK
2	*	15720.000	24.176	38.340	62.516	-11.484	74.000	PEAK

Note:

1. All Readings below 1GHz are Quasi-Peak, above 1GHz are performed with peak and/or average measurements as necessary.
2. Peak measurements: RBW = 1MHz, VBW = 1MHz, Sweep: Auto.
3. Average measurements: RBW = 1MHz, VBW = 10 Hz, Sweep: Auto.
4. “ * ”, means this data is the worst emission level.
5. “ # ”, means the frequency is out of the restricted band.
6. Measurement Level = Reading Level + Correct Factor.
7. The average measurement was not performed when the peak measured data under the limit of average detection.

Site : CB2-H	Time : 2017/03/27
Limit : FCC_SpartC_15.209_03M_AV	Margin : 6
Probe : CB2_FCC_EFS_B091_1-18GHz_3M_0117 - HORIZONTAL	Power : AC 120V / 60Hz
EUT : Lyra	Note : 802.11a_5240MHz Mode 1: Tx-AD2055320 Mode

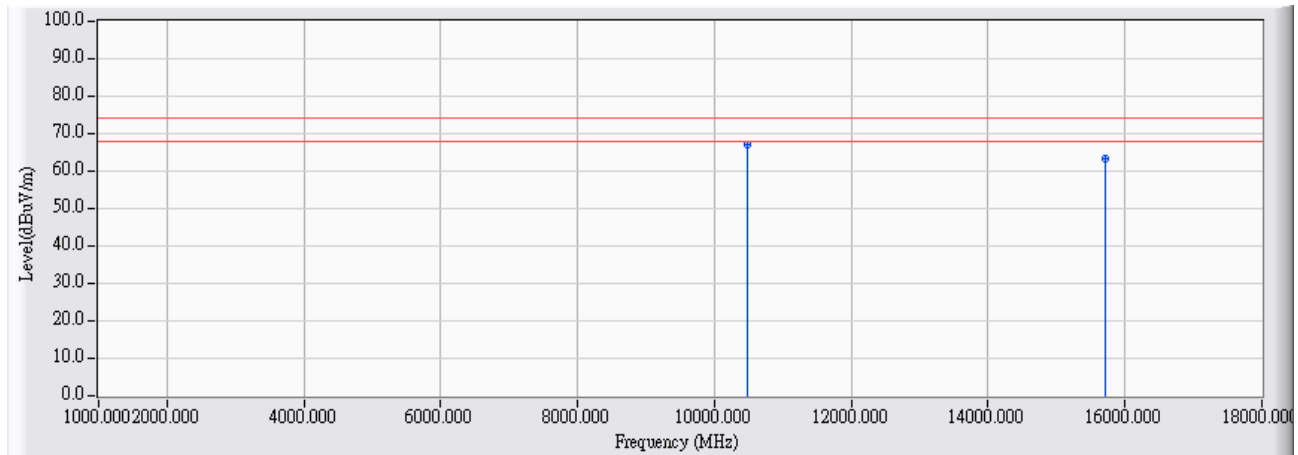


	Frequency (MHz)	Correct Factor (dB)	Reading Level (dBuV)	Measure Level (dBuV/m)	Margin (dB)	Limit (dBuV/m)	Detector Type
1	10480.000	23.240	24.300	47.540	-6.460	54.000	AVERAGE
2	* 15720.000	24.176	24.480	48.656	-5.344	54.000	AVERAGE

Note:

1. All Readings below 1GHz are Quasi-Peak, above 1GHz are performed with peak and/or average measurements as necessary.
2. Peak measurements: RBW = 1MHz, VBW = 1MHz, Sweep: Auto.
3. Average measurements: RBW = 1MHz, VBW = 10 Hz, Sweep: Auto.
4. “ * ”, means this data is the worst emission level.
5. “ # ”, means the frequency is out of the restricted band.
6. Measurement Level = Reading Level + Correct Factor.
7. The average measurement was not performed when the peak measured data under the limit of average detection.

Site : CB2-H	Time : 2017/03/27
Limit : FCC_SpartC_15.209_03M_PK	Margin : 6
Probe : CB2_FCC_EFS_B091_1-18GHz_3M_0117 - VERTICAL	Power : AC 120V / 60Hz
EUT : Lyra	Note : 802.11a_5240MHz Mode 1: Tx-AD2055320 Mode

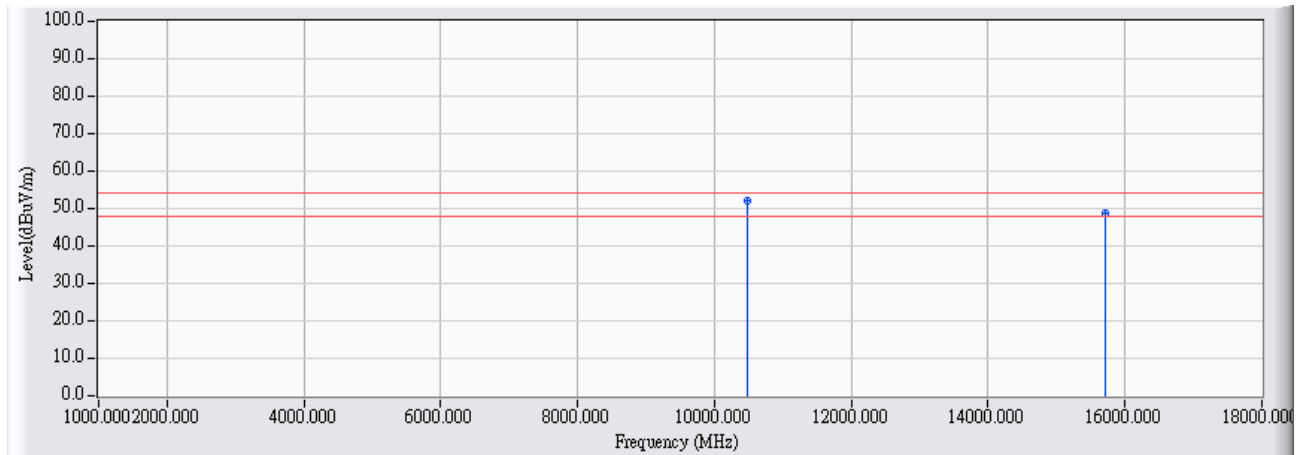


		Frequency (MHz)	Correct Factor (dB)	Reading Level (dBuV)	Measure Level (dBuV/m)	Margin (dB)	Limit (dBuV/m)	Detector Type
1	*	10480.000	23.240	43.900	67.140	-6.860	74.000	PEAK
2		15720.000	24.176	38.990	63.166	-10.834	74.000	PEAK

Note:

1. All Readings below 1GHz are Quasi-Peak, above 1GHz are performed with peak and/or average measurements as necessary.
2. Peak measurements: RBW = 1MHz, VBW = 1MHz, Sweep: Auto.
3. Average measurements: RBW = 1MHz, VBW = 10 Hz, Sweep: Auto.
4. “ * ”, means this data is the worst emission level.
5. “ # ”, means the frequency is out of the restricted band.
6. Measurement Level = Reading Level + Correct Factor.
7. The average measurement was not performed when the peak measured data under the limit of average detection.

Site : CB2-H	Time : 2017/03/27
Limit : FCC_SpartC_15.209_03M_AV	Margin : 6
Probe : CB2_FCC_EFS_B091_1-18GHz_3M_0117 - VERTICAL	Power : AC 120V / 60Hz
EUT : Lyra	Note : 802.11a_5240MHz Mode 1: Tx-AD2055320 Mode

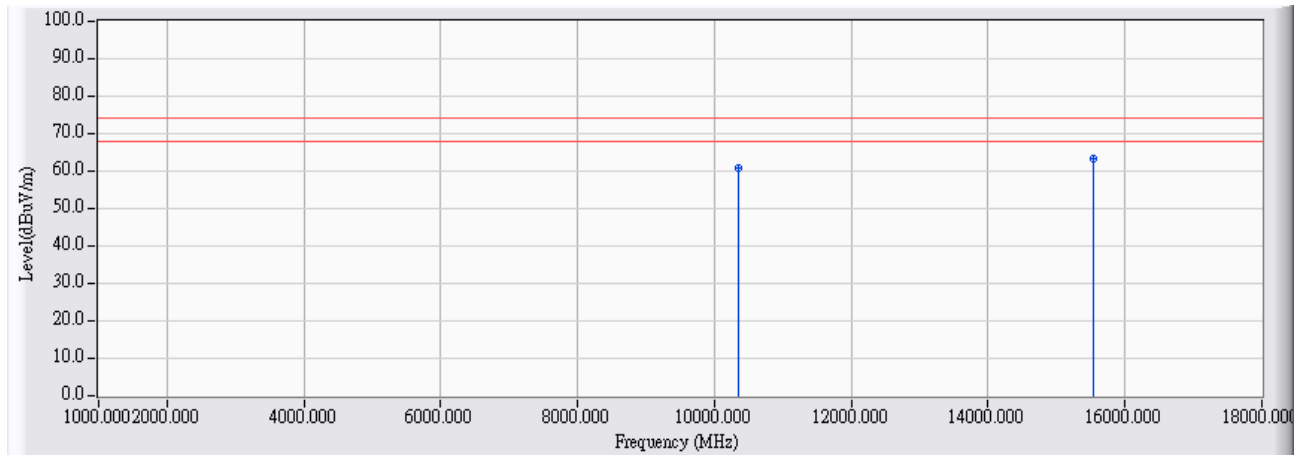


		Frequency (MHz)	Correct Factor (dB)	Reading Level (dBuV)	Measure Level (dBuV/m)	Margin (dB)	Limit (dBuV/m)	Detector Type
1	*	10480.000	23.240	28.740	51.980	-2.020	54.000	AVERAGE
2		15720.000	24.176	24.750	48.926	-5.074	54.000	AVERAGE

Note:

1. All Readings below 1GHz are Quasi-Peak, above 1GHz are performed with peak and/or average measurements as necessary.
2. Peak measurements: RBW = 1MHz, VBW = 1MHz, Sweep: Auto.
3. Average measurements: RBW = 1MHz, VBW = 10 Hz, Sweep: Auto.
4. “ * ”, means this data is the worst emission level.
5. “ # ”, means the frequency is out of the restricted band.
6. Measurement Level = Reading Level + Correct Factor.
7. The average measurement was not performed when the peak measured data under the limit of average detection.

Site : CB2-H	Time : 2017/03/27
Limit : FCC_SpartC_15.209_03M_PK	Margin : 6
Probe : CB2_FCC_EFS_B091_1-18GHz_3M_0117 - HORIZONTAL	Power : AC 120V / 60Hz
EUT : Lyra	Note : 802.11n(20M)_5180MHz Mode 1: Tx-AD2055320 Mode

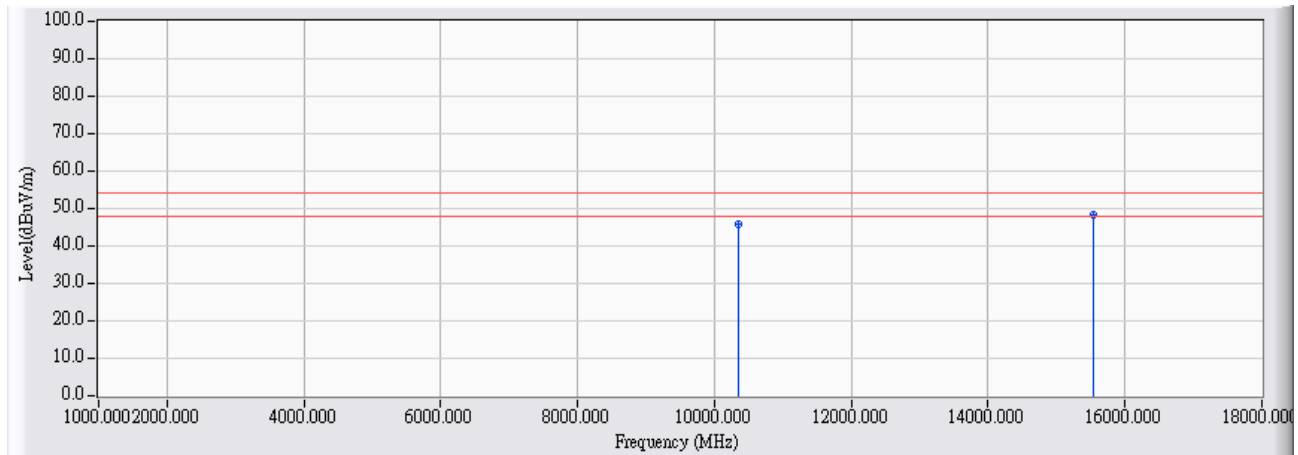


	Frequency (MHz)	Correct Factor (dB)	Reading Level (dBuV)	Measure Level (dBuV/m)	Margin (dB)	Limit (dBuV/m)	Detector Type
1	10360.000	22.764	38.190	60.954	-13.046	74.000	PEAK
2	* 15540.000	24.231	39.100	63.331	-10.669	74.000	PEAK

Note:

1. All Readings below 1GHz are Quasi-Peak, above 1GHz are performed with peak and/or average measurements as necessary.
2. Peak measurements: RBW = 1MHz, VBW = 1MHz, Sweep: Auto.
3. Average measurements: RBW = 1MHz, VBW = 10 Hz, Sweep: Auto.
4. “ * ”, means this data is the worst emission level.
5. “ # ”, means the frequency is out of the restricted band.
6. Measurement Level = Reading Level + Correct Factor.
7. The average measurement was not performed when the peak measured data under the limit of average detection.

Site : CB2-H	Time : 2017/03/27
Limit : FCC_SpartC_15.209_03M_AV	Margin : 6
Probe : CB2_FCC_EFS_B091_1-18GHz_3M_0117 - HORIZONTAL	Power : AC 120V / 60Hz
EUT : Lyra	Note : 802.11n(20M)_5180MHz Mode 1: Tx-AD2055320 Mode

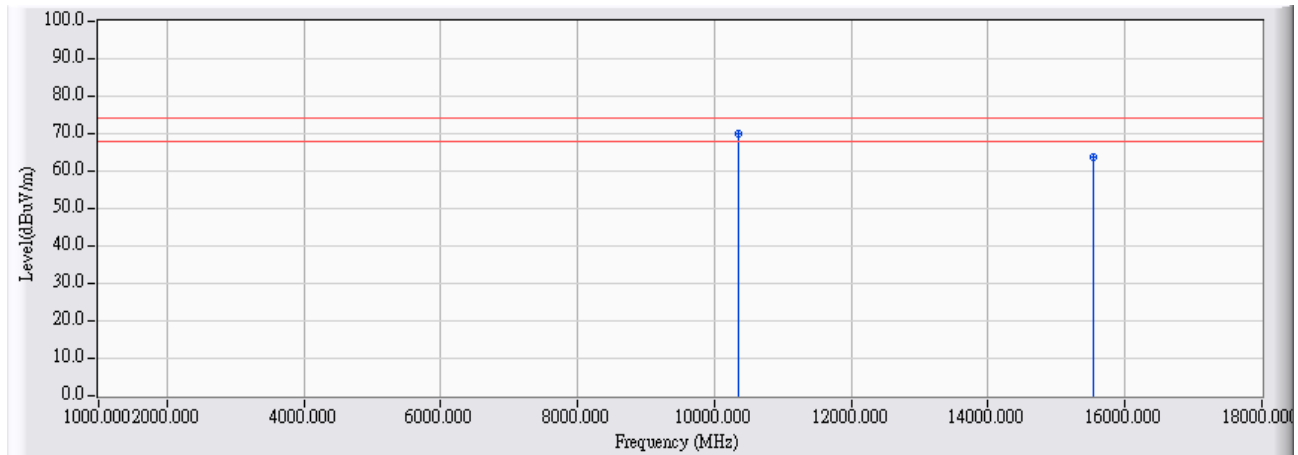


	Frequency (MHz)	Correct Factor (dB)	Reading Level (dBuV)	Measure Level (dBuV/m)	Margin (dB)	Limit (dBuV/m)	Detector Type
1	10360.000	22.764	23.170	45.934	-8.066	54.000	AVERAGE
2	* 15540.000	24.231	24.090	48.321	-5.679	54.000	AVERAGE

Note:

1. All Readings below 1GHz are Quasi-Peak, above 1GHz are performed with peak and/or average measurements as necessary.
2. Peak measurements: RBW = 1MHz, VBW = 1MHz, Sweep: Auto.
3. Average measurements: RBW = 1MHz, VBW = 10 Hz, Sweep: Auto.
4. “ * ”, means this data is the worst emission level.
5. “ # ”, means the frequency is out of the restricted band.
6. Measurement Level = Reading Level + Correct Factor.
7. The average measurement was not performed when the peak measured data under the limit of average detection.

Site : CB2-H	Time : 2017/03/27
Limit : FCC_SpartC_15.209_03M_PK	Margin : 6
Probe : CB2_FCC_EFS_B091_1-18GHz_3M_0117 - VERTICAL	Power : AC 120V / 60Hz
EUT : Lyra	Note : 802.11n(20M)_5180MHz Mode 1: Tx-AD2055320 Mode

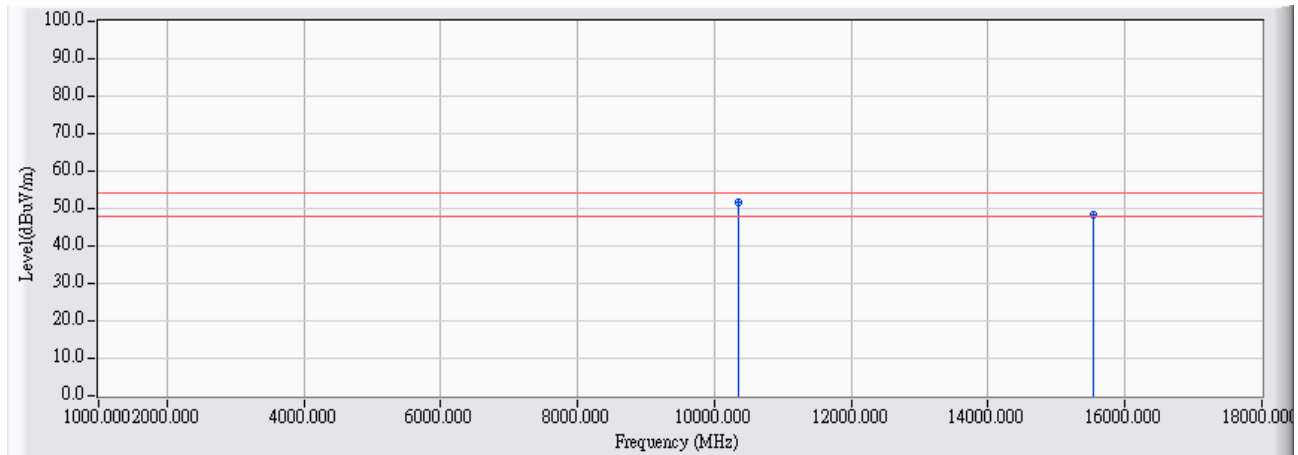


		Frequency (MHz)	Correct Factor (dB)	Reading Level (dBuV)	Measure Level (dBuV/m)	Margin (dB)	Limit (dBuV/m)	Detector Type
1	*	10360.000	22.764	47.070	69.834	-4.166	74.000	PEAK
2		15540.000	24.231	39.410	63.641	-10.359	74.000	PEAK

Note:

1. All Readings below 1GHz are Quasi-Peak, above 1GHz are performed with peak and/or average measurements as necessary.
2. Peak measurements: RBW = 1MHz, VBW = 1MHz, Sweep: Auto.
3. Average measurements: RBW = 1MHz, VBW = 10 Hz, Sweep: Auto.
4. “ * ”, means this data is the worst emission level.
5. “ # ”, means the frequency is out of the restricted band.
6. Measurement Level = Reading Level + Correct Factor.
7. The average measurement was not performed when the peak measured data under the limit of average detection.

Site : CB2-H	Time : 2017/03/27
Limit : FCC_SpartC_15.209_03M_AV	Margin : 6
Probe : CB2_FCC_EFS_B091_1-18GHz_3M_0117 - VERTICAL	Power : AC 120V / 60Hz
EUT : Lyra	Note : 802.11n(20M)_5180MHz Mode 1: Tx-AD2055320 Mode

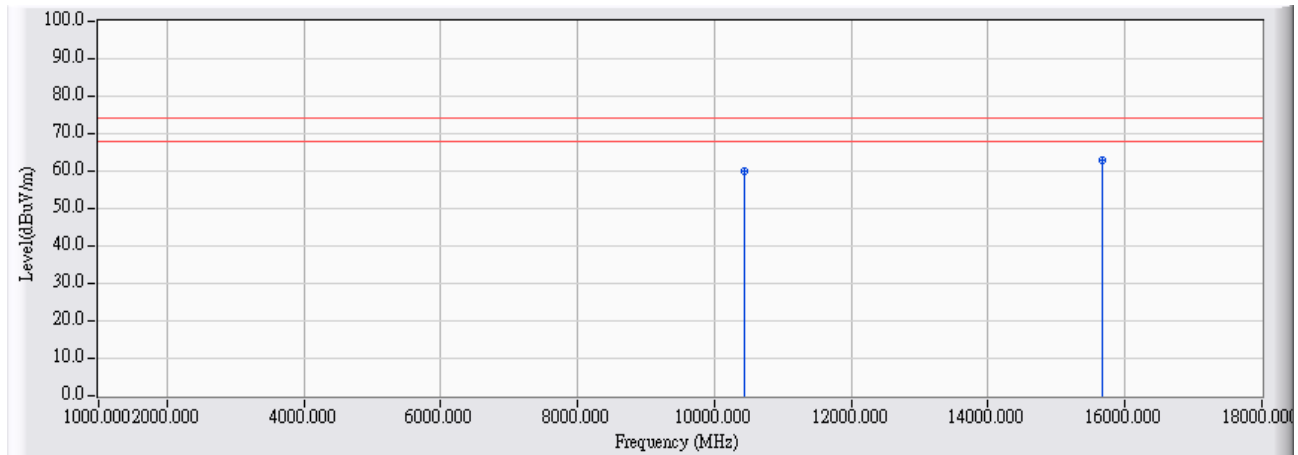


		Frequency (MHz)	Correct Factor (dB)	Reading Level (dBuV)	Measure Level (dBuV/m)	Margin (dB)	Limit (dBuV/m)	Detector Type
1	*	10360.000	22.764	29.040	51.804	-2.196	54.000	AVERAGE
2		15540.000	24.231	24.250	48.481	-5.519	54.000	AVERAGE

Note:

1. All Readings below 1GHz are Quasi-Peak, above 1GHz are performed with peak and/or average measurements as necessary.
2. Peak measurements: RBW = 1MHz, VBW = 1MHz, Sweep: Auto.
3. Average measurements: RBW = 1MHz, VBW = 10 Hz, Sweep: Auto.
4. “ * ”, means this data is the worst emission level.
5. “ # ”, means the frequency is out of the restricted band.
6. Measurement Level = Reading Level + Correct Factor.
7. The average measurement was not performed when the peak measured data under the limit of average detection.

Site : CB2-H	Time : 2017/03/27
Limit : FCC_SpartC_15.209_03M_PK	Margin : 6
Probe : CB2_FCC_EFS_B091_1-18GHz_3M_0117 - HORIZONTAL	Power : AC 120V / 60Hz
EUT : Lyra	Note : 802.11n(20M)_5220MHz Mode 1: Tx-AD2055320 Mode

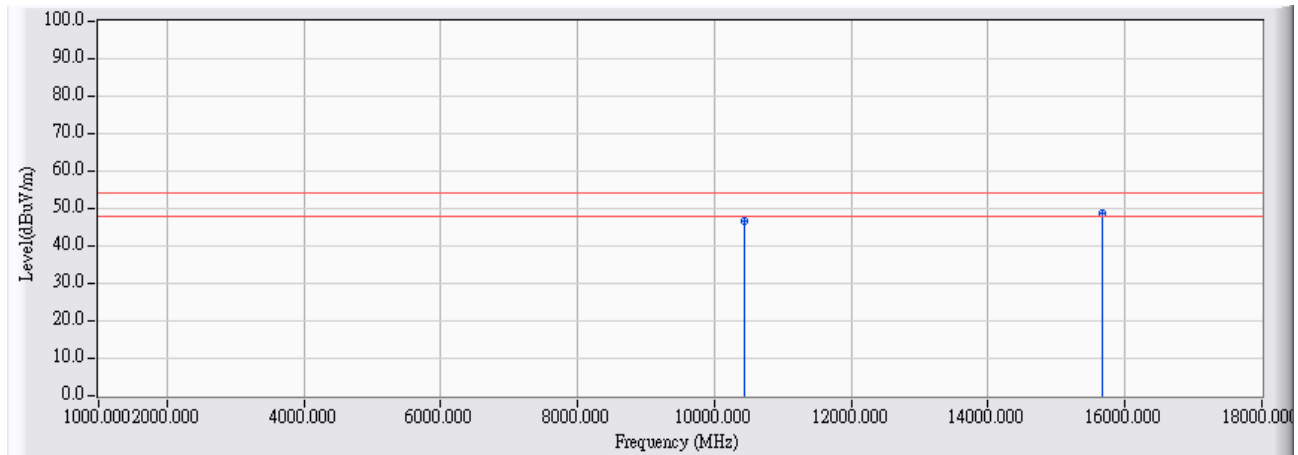


	Frequency (MHz)	Correct Factor (dB)	Reading Level (dBuV)	Measure Level (dBuV/m)	Margin (dB)	Limit (dBuV/m)	Detector Type
1	10440.000	23.081	37.070	60.151	-13.849	74.000	PEAK
2	* 15660.000	24.194	38.570	62.764	-11.236	74.000	PEAK

Note:

1. All Readings below 1GHz are Quasi-Peak, above 1GHz are performed with peak and/or average measurements as necessary.
2. Peak measurements: RBW = 1MHz, VBW = 1MHz, Sweep: Auto.
3. Average measurements: RBW = 1MHz, VBW = 10 Hz, Sweep: Auto.
4. “ * ”, means this data is the worst emission level.
5. “ # ”, means the frequency is out of the restricted band.
6. Measurement Level = Reading Level + Correct Factor.
7. The average measurement was not performed when the peak measured data under the limit of average detection.

Site : CB2-H	Time : 2017/03/27
Limit : FCC_SpartC_15.209_03M_AV	Margin : 6
Probe : CB2_FCC_EFS_B091_1-18GHz_3M_0117 - HORIZONTAL	Power : AC 120V / 60Hz
EUT : Lyra	Note : 802.11n(20M)_5220MHz Mode 1: Tx-AD2055320 Mode

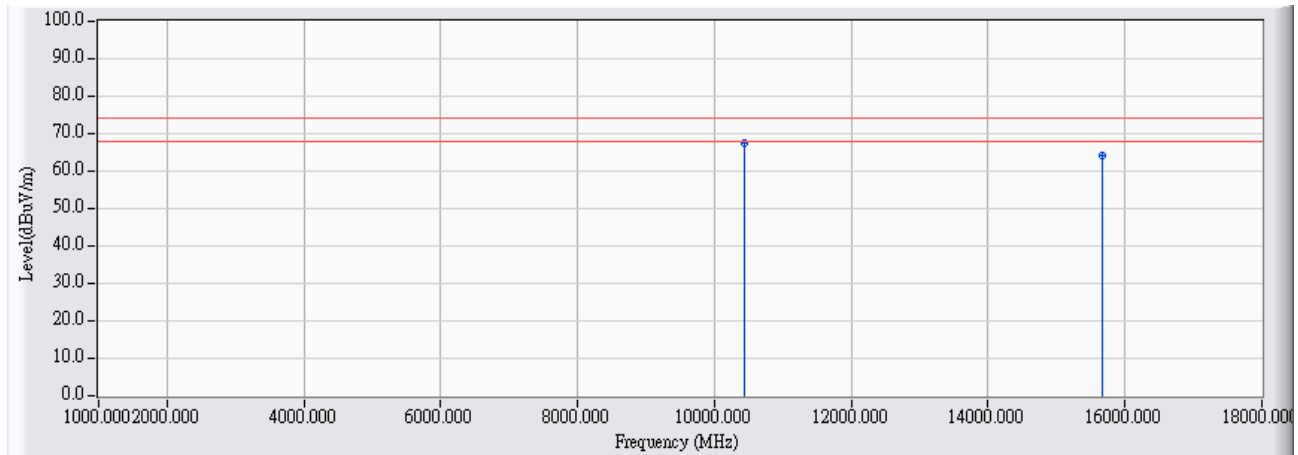


	Frequency (MHz)	Correct Factor (dB)	Reading Level (dBuV)	Measure Level (dBuV/m)	Margin (dB)	Limit (dBuV/m)	Detector Type
1	10440.000	23.081	23.790	46.871	-7.129	54.000	AVERAGE
2	* 15660.000	24.194	24.640	48.834	-5.166	54.000	AVERAGE

Note:

1. All Readings below 1GHz are Quasi-Peak, above 1GHz are performed with peak and/or average measurements as necessary.
2. Peak measurements: RBW = 1MHz, VBW = 1MHz, Sweep: Auto.
3. Average measurements: RBW = 1MHz, VBW = 10 Hz, Sweep: Auto.
4. “ * ”, means this data is the worst emission level.
5. “ # ”, means the frequency is out of the restricted band.
6. Measurement Level = Reading Level + Correct Factor.
7. The average measurement was not performed when the peak measured data under the limit of average detection.

Site : CB2-H	Time : 2017/03/27
Limit : FCC_SpartC_15.209_03M_PK	Margin : 6
Probe : CB2_FCC_EFS_B091_1-18GHz_3M_0117 - VERTICAL	Power : AC 120V / 60Hz
EUT : Lyra	Note : 802.11n(20M)_5220MHz Mode 1: Tx-AD2055320 Mode

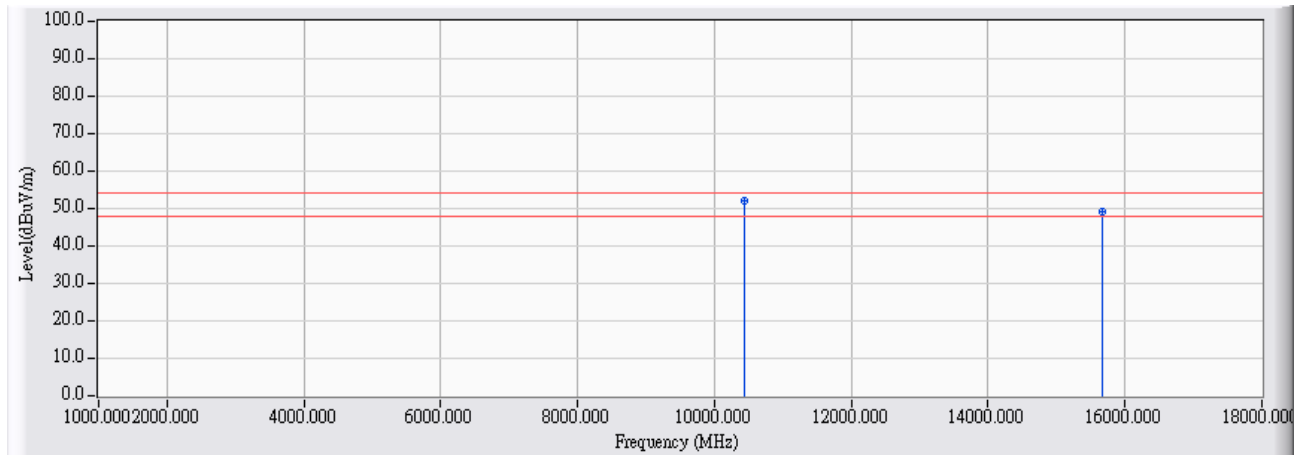


		Frequency (MHz)	Correct Factor (dB)	Reading Level (dBuV)	Measure Level (dBuV/m)	Margin (dB)	Limit (dBuV/m)	Detector Type
1	*	10440.000	23.081	44.460	67.541	-6.459	74.000	PEAK
2		15660.000	24.194	39.790	63.984	-10.016	74.000	PEAK

Note:

1. All Readings below 1GHz are Quasi-Peak, above 1GHz are performed with peak and/or average measurements as necessary.
2. Peak measurements: RBW = 1MHz, VBW = 1MHz, Sweep: Auto.
3. Average measurements: RBW = 1MHz, VBW = 10 Hz, Sweep: Auto.
4. “ * ”, means this data is the worst emission level.
5. “ # ”, means the frequency is out of the restricted band.
6. Measurement Level = Reading Level + Correct Factor.
7. The average measurement was not performed when the peak measured data under the limit of average detection.

Site : CB2-H	Time : 2017/03/27
Limit : FCC_SpartC_15.209_03M_AV	Margin : 6
Probe : CB2_FCC_EFS_B091_1-18GHz_3M_0117 - VERTICAL	Power : AC 120V / 60Hz
EUT : Lyra	Note : 802.11n(20M)_5220MHz Mode 1: Tx-AD2055320 Mode

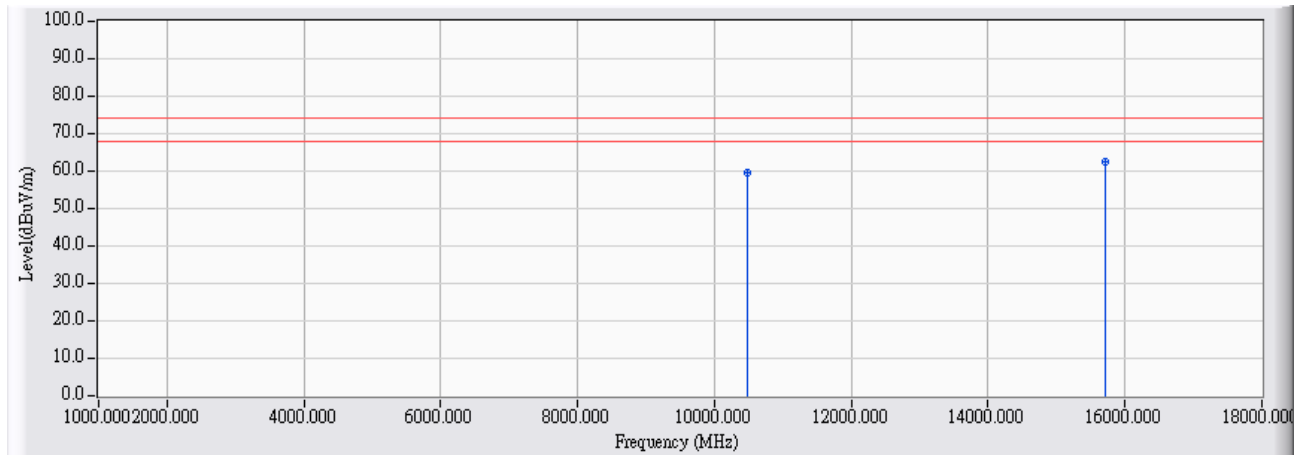


		Frequency (MHz)	Correct Factor (dB)	Reading Level (dBuV)	Measure Level (dBuV/m)	Margin (dB)	Limit (dBuV/m)	Detector Type
1	*	10440.000	23.081	28.830	51.911	-2.089	54.000	AVERAGE
2		15660.000	24.194	25.180	49.374	-4.626	54.000	AVERAGE

Note:

1. All Readings below 1GHz are Quasi-Peak, above 1GHz are performed with peak and/or average measurements as necessary.
2. Peak measurements: RBW = 1MHz, VBW = 1MHz, Sweep: Auto.
3. Average measurements: RBW = 1MHz, VBW = 10 Hz, Sweep: Auto.
4. “ * ”, means this data is the worst emission level.
5. “ # ”, means the frequency is out of the restricted band.
6. Measurement Level = Reading Level + Correct Factor.
7. The average measurement was not performed when the peak measured data under the limit of average detection.

Site : CB2-H	Time : 2017/03/27
Limit : FCC_SpartC_15.209_03M_PK	Margin : 6
Probe : CB2_FCC_EFS_B091_1-18GHz_3M_0117 - HORIZONTAL	Power : AC 120V / 60Hz
EUT : Lyra	Note : 802.11n(20M)_5240MHz Mode 1: Tx-AD2055320 Mode

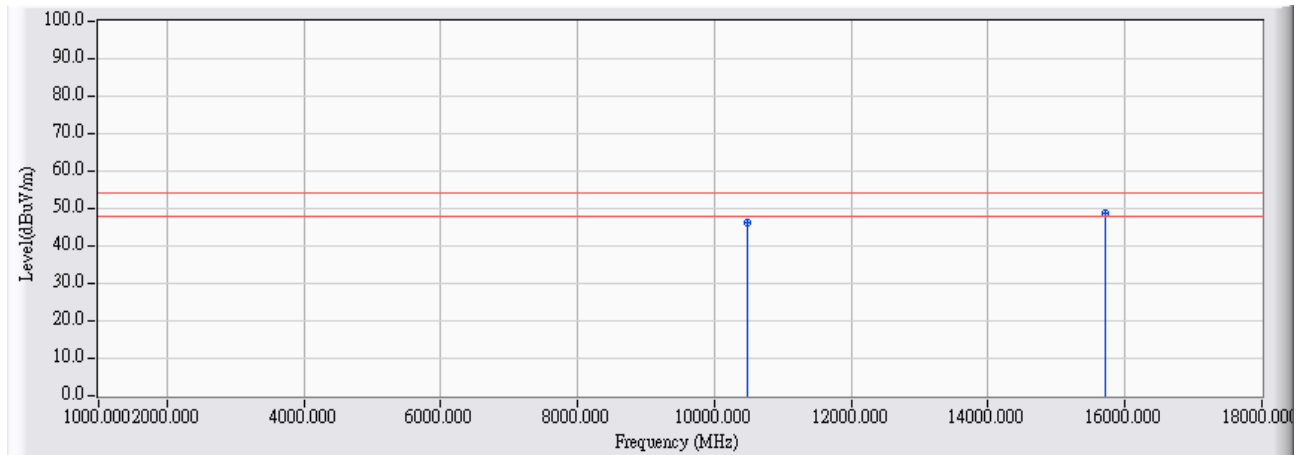


		Frequency (MHz)	Correct Factor (dB)	Reading Level (dBuV)	Measure Level (dBuV/m)	Margin (dB)	Limit (dBuV/m)	Detector Type
1		10480.000	23.240	36.410	59.650	-14.350	74.000	PEAK
2	*	15720.000	24.176	38.220	62.396	-11.604	74.000	PEAK

Note:

1. All Readings below 1GHz are Quasi-Peak, above 1GHz are performed with peak and/or average measurements as necessary.
2. Peak measurements: RBW = 1MHz, VBW = 1MHz, Sweep: Auto.
3. Average measurements: RBW = 1MHz, VBW = 10 Hz, Sweep: Auto.
4. “ * ”, means this data is the worst emission level.
5. “ # ”, means the frequency is out of the restricted band.
6. Measurement Level = Reading Level + Correct Factor.
7. The average measurement was not performed when the peak measured data under the limit of average detection.

Site : CB2-H	Time : 2017/03/27
Limit : FCC_SpartC_15.209_03M_AV	Margin : 6
Probe : CB2_FCC_EFS_B091_1-18GHz_3M_0117 - HORIZONTAL	Power : AC 120V / 60Hz
EUT : Lyra	Note : 802.11n(20M)_5240MHz Mode 1: Tx-AD2055320 Mode

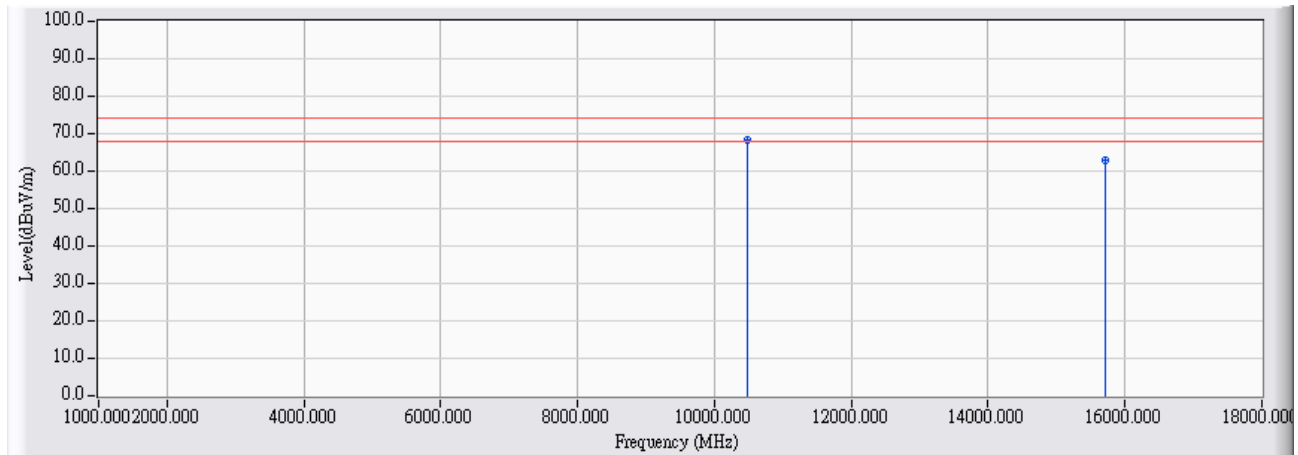


	Frequency (MHz)	Correct Factor (dB)	Reading Level (dBuV)	Measure Level (dBuV/m)	Margin (dB)	Limit (dBuV/m)	Detector Type
1	10480.000	23.240	22.810	46.050	-7.950	54.000	AVERAGE
2	* 15720.000	24.176	24.640	48.816	-5.184	54.000	AVERAGE

Note:

1. All Readings below 1GHz are Quasi-Peak, above 1GHz are performed with peak and/or average measurements as necessary.
2. Peak measurements: RBW = 1MHz, VBW = 1MHz, Sweep: Auto.
3. Average measurements: RBW = 1MHz, VBW = 10 Hz, Sweep: Auto.
4. “ * ”, means this data is the worst emission level.
5. “ # ”, means the frequency is out of the restricted band.
6. Measurement Level = Reading Level + Correct Factor.
7. The average measurement was not performed when the peak measured data under the limit of average detection.

Site : CB2-H	Time : 2017/03/27
Limit : FCC_SpartC_15.209_03M_PK	Margin : 6
Probe : CB2_FCC_EFS_B091_1-18GHz_3M_0117 - VERTICAL	Power : AC 120V / 60Hz
EUT : Lyra	Note : 802.11n(20M)_5240MHz Mode 1: Tx-AD2055320 Mode

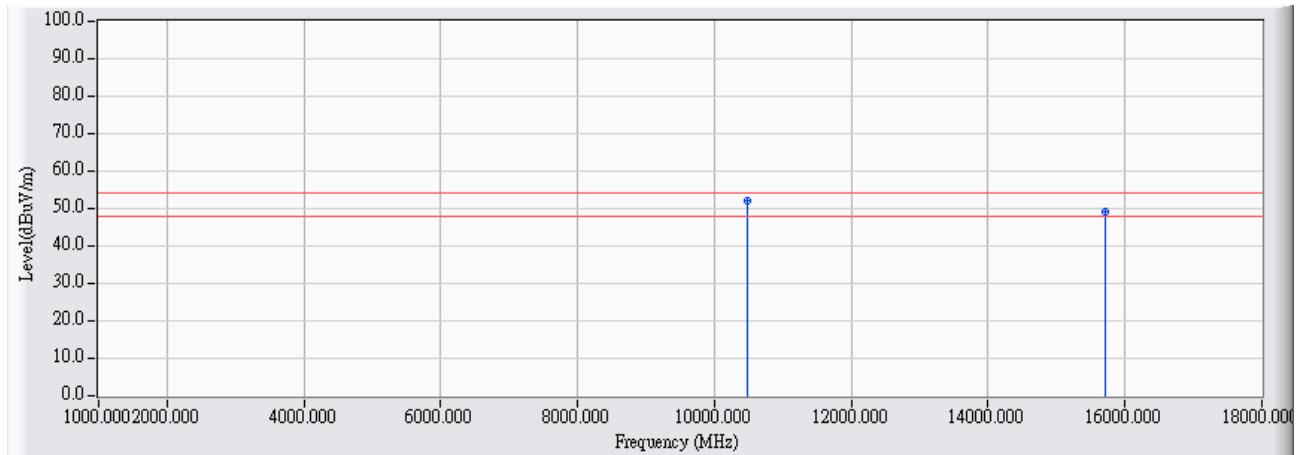


		Frequency (MHz)	Correct Factor (dB)	Reading Level (dBuV)	Measure Level (dBuV/m)	Margin (dB)	Limit (dBuV/m)	Detector Type
1	*	10480.000	23.240	45.150	68.390	-5.610	74.000	PEAK
2		15720.000	24.176	38.740	62.916	-11.084	74.000	PEAK

Note:

1. All Readings below 1GHz are Quasi-Peak, above 1GHz are performed with peak and/or average measurements as necessary.
2. Peak measurements: RBW = 1MHz, VBW = 1MHz, Sweep: Auto.
3. Average measurements: RBW = 1MHz, VBW = 10 Hz, Sweep: Auto.
4. “ * ”, means this data is the worst emission level.
5. “ # ”, means the frequency is out of the restricted band.
6. Measurement Level = Reading Level + Correct Factor.
7. The average measurement was not performed when the peak measured data under the limit of average detection.

Site : CB2-H	Time : 2017/03/27
Limit : FCC_SpartC_15.209_03M_AV	Margin : 6
Probe : CB2_FCC_EFS_B091_1-18GHz_3M_0117 - VERTICAL	Power : AC 120V / 60Hz
EUT : Lyra	Note : 802.11n(20M)_5240MHz Mode 1: Tx-AD2055320 Mode

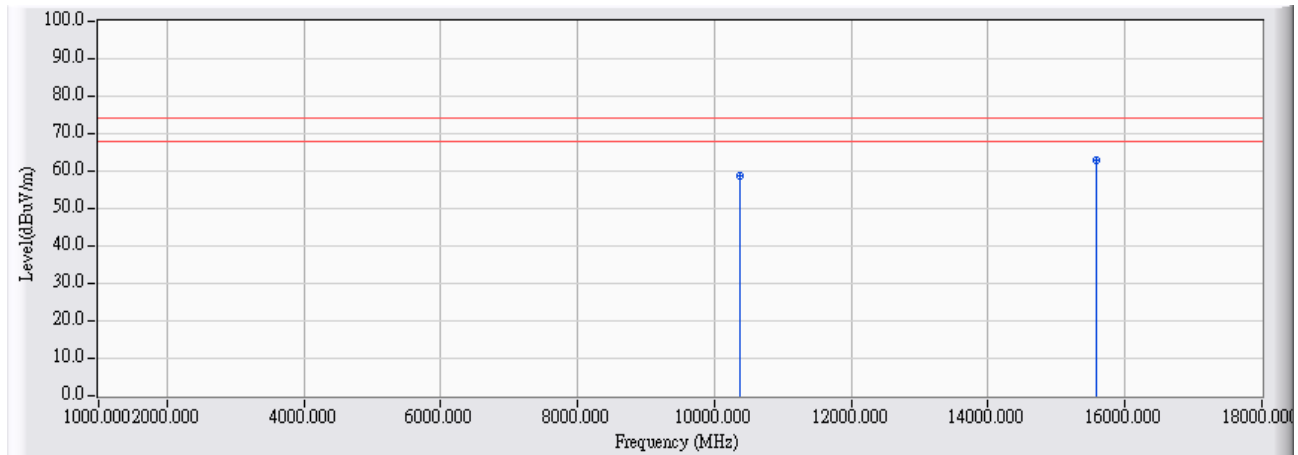


		Frequency (MHz)	Correct Factor (dB)	Reading Level (dBuV)	Measure Level (dBuV/m)	Margin (dB)	Limit (dBuV/m)	Detector Type
1	*	10480.000	23.240	28.670	51.910	-2.090	54.000	AVERAGE
2		15720.000	24.176	24.960	49.136	-4.864	54.000	AVERAGE

Note:

1. All Readings below 1GHz are Quasi-Peak, above 1GHz are performed with peak and/or average measurements as necessary.
2. Peak measurements: RBW = 1MHz, VBW = 1MHz, Sweep: Auto.
3. Average measurements: RBW = 1MHz, VBW = 10 Hz, Sweep: Auto.
4. “ * ”, means this data is the worst emission level.
5. “ # ”, means the frequency is out of the restricted band.
6. Measurement Level = Reading Level + Correct Factor.
7. The average measurement was not performed when the peak measured data under the limit of average detection.

Site : CB2-H	Time : 2017/03/27
Limit : FCC_SpartC_15.209_03M_PK	Margin : 6
Probe : CB2_FCC_EFS_B091_1-18GHz_3M_0117 - HORIZONTAL	Power : AC 120V / 60Hz
EUT : Lyra	Note : 802.11n(40M)_5190MHz Mode 1: Tx-AD2055320 Mode

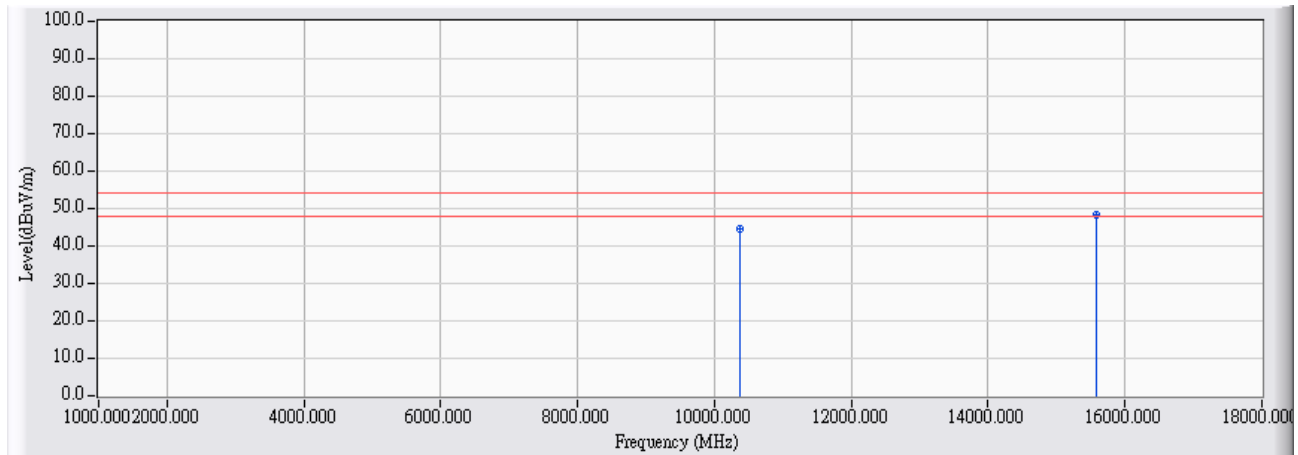


	Frequency (MHz)	Correct Factor (dB)	Reading Level (dBuV)	Measure Level (dBuV/m)	Margin (dB)	Limit (dBuV/m)	Detector Type
1	10380.000	22.843	36.000	58.843	-15.157	74.000	PEAK
2	* 15570.000	24.222	38.730	62.952	-11.048	74.000	PEAK

Note:

1. All Readings below 1GHz are Quasi-Peak, above 1GHz are performed with peak and/or average measurements as necessary.
2. Peak measurements: RBW = 1MHz, VBW = 1MHz, Sweep: Auto.
3. Average measurements: RBW = 1MHz, VBW = 10 Hz, Sweep: Auto.
4. “ * ”, means this data is the worst emission level.
5. “ # ”, means the frequency is out of the restricted band.
6. Measurement Level = Reading Level + Correct Factor.
7. The average measurement was not performed when the peak measured data under the limit of average detection.

Site : CB2-H	Time : 2017/03/27
Limit : FCC_SpartC_15.209_03M_AV	Margin : 6
Probe : CB2_FCC_EFS_B091_1-18GHz_3M_0117 - HORIZONTAL	Power : AC 120V / 60Hz
EUT : Lyra	Note : 802.11n(40M)_5190MHz Mode 1: Tx-AD2055320 Mode

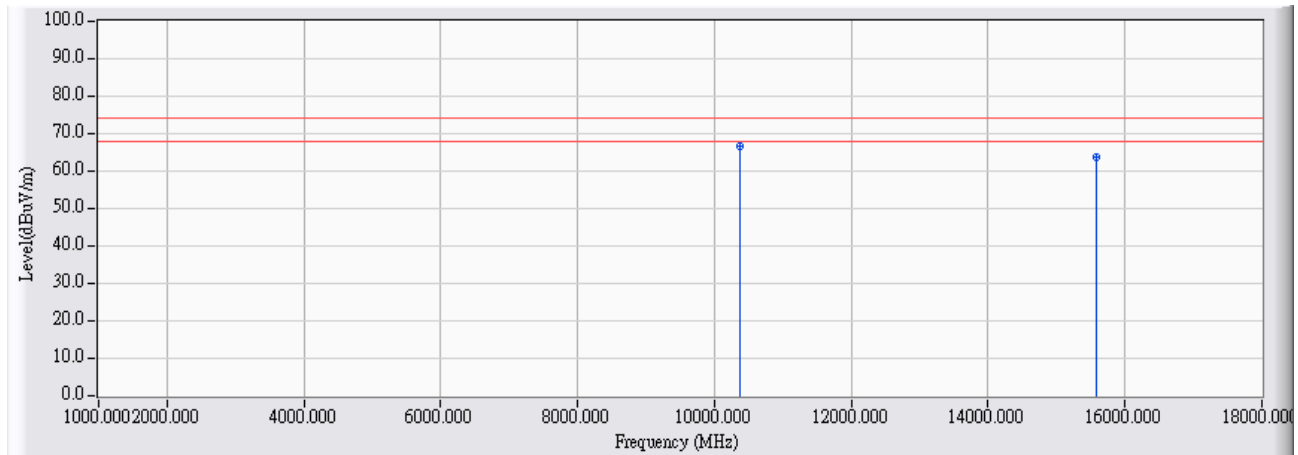


	Frequency (MHz)	Correct Factor (dB)	Reading Level (dBuV)	Measure Level (dBuV/m)	Margin (dB)	Limit (dBuV/m)	Detector Type
1	10380.000	22.843	21.550	44.393	-9.607	54.000	AVERAGE
2	* 15570.000	24.222	24.110	48.332	-5.668	54.000	AVERAGE

Note:

1. All Readings below 1GHz are Quasi-Peak, above 1GHz are performed with peak and/or average measurements as necessary.
2. Peak measurements: RBW = 1MHz, VBW = 1MHz, Sweep: Auto.
3. Average measurements: RBW = 1MHz, VBW = 10 Hz, Sweep: Auto.
4. “ * ”, means this data is the worst emission level.
5. “ # ”, means the frequency is out of the restricted band.
6. Measurement Level = Reading Level + Correct Factor.
7. The average measurement was not performed when the peak measured data under the limit of average detection.

Site : CB2-H	Time : 2017/03/27
Limit : FCC_SpartC_15.209_03M_PK	Margin : 6
Probe : CB2_FCC_EFS_B091_1-18GHz_3M_0117 - VERTICAL	Power : AC 120V / 60Hz
EUT : Lyra	Note : 802.11n(40M)_5190MHz Mode 1: Tx-AD2055320 Mode

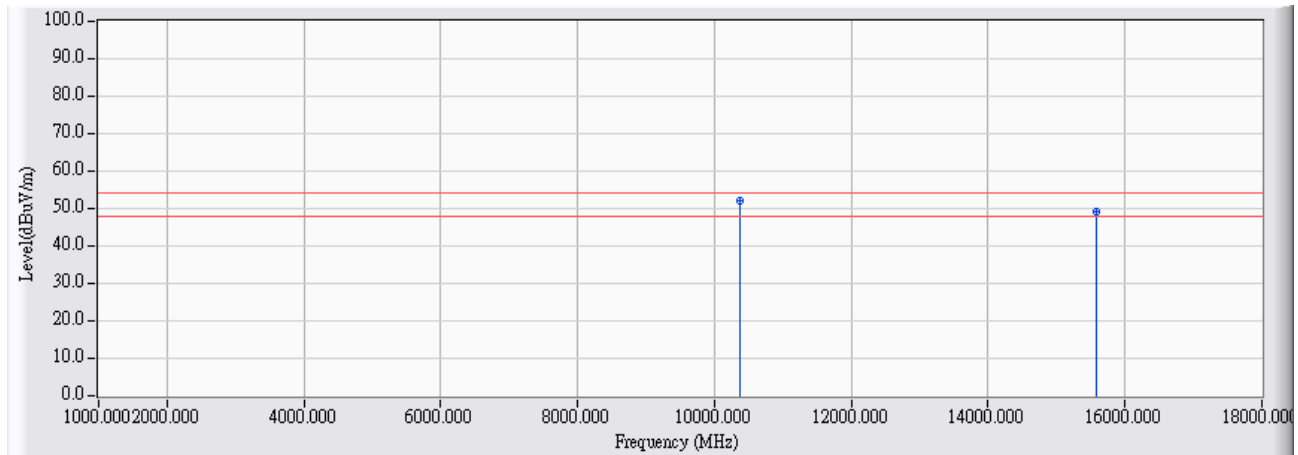


		Frequency (MHz)	Correct Factor (dB)	Reading Level (dBuV)	Measure Level (dBuV/m)	Margin (dB)	Limit (dBuV/m)	Detector Type
1	*	10380.000	22.843	43.740	66.583	-7.417	74.000	PEAK
2		15570.000	24.222	39.450	63.672	-10.328	74.000	PEAK

Note:

1. All Readings below 1GHz are Quasi-Peak, above 1GHz are performed with peak and/or average measurements as necessary.
2. Peak measurements: RBW = 1MHz, VBW = 1MHz, Sweep: Auto.
3. Average measurements: RBW = 1MHz, VBW = 10 Hz, Sweep: Auto.
4. “ * ”, means this data is the worst emission level.
5. “ # ”, means the frequency is out of the restricted band.
6. Measurement Level = Reading Level + Correct Factor.
7. The average measurement was not performed when the peak measured data under the limit of average detection.

Site : CB2-H	Time : 2017/03/27
Limit : FCC_SpartC_15.209_03M_AV	Margin : 6
Probe : CB2_FCC_EFS_B091_1-18GHz_3M_0117 - VERTICAL	Power : AC 120V / 60Hz
EUT : Lyra	Note : 802.11n(40M)_5190MHz Mode 1: Tx-AD2055320 Mode

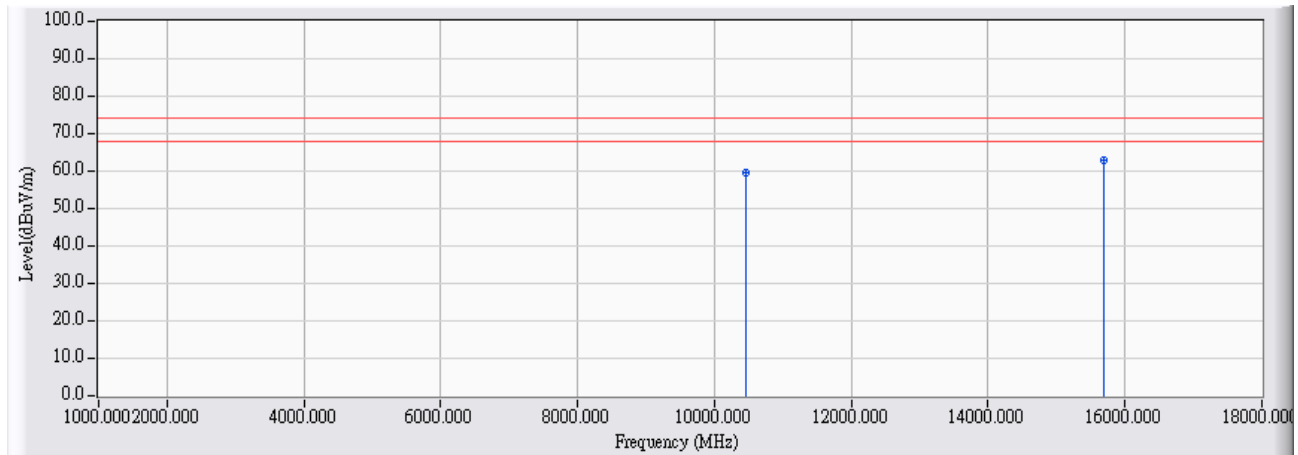


		Frequency (MHz)	Correct Factor (dB)	Reading Level (dBuV)	Measure Level (dBuV/m)	Margin (dB)	Limit (dBuV/m)	Detector Type
1	*	10380.000	22.843	29.040	51.883	-2.117	54.000	AVERAGE
2		15570.000	24.222	24.860	49.082	-4.918	54.000	AVERAGE

Note:

1. All Readings below 1GHz are Quasi-Peak, above 1GHz are performed with peak and/or average measurements as necessary.
2. Peak measurements: RBW = 1MHz, VBW = 1MHz, Sweep: Auto.
3. Average measurements: RBW = 1MHz, VBW = 10 Hz, Sweep: Auto.
4. “ * ”, means this data is the worst emission level.
5. “ # ”, means the frequency is out of the restricted band.
6. Measurement Level = Reading Level + Correct Factor.
7. The average measurement was not performed when the peak measured data under the limit of average detection.

Site : CB2-H	Time : 2017/03/27
Limit : FCC_SpartC_15.209_03M_PK	Margin : 6
Probe : CB2_FCC_EFS_B091_1-18GHz_3M_0117 - HORIZONTAL	Power : AC 120V / 60Hz
EUT : Lyra	Note : 802.11n(40M)_5230MHz Mode 1: Tx-AD2055320 Mode

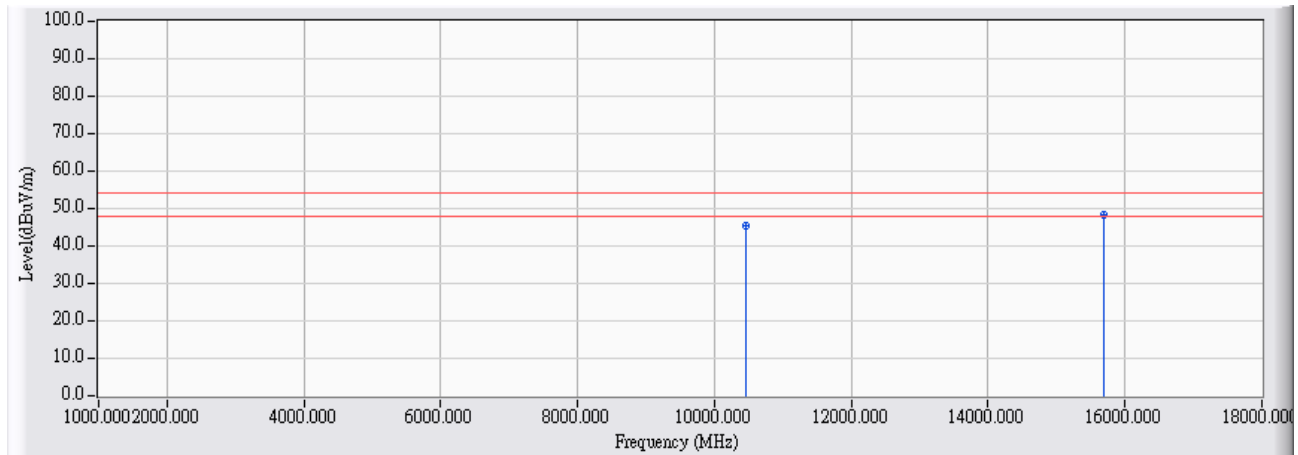


	Frequency (MHz)	Correct Factor (dB)	Reading Level (dBuV)	Measure Level (dBuV/m)	Margin (dB)	Limit (dBuV/m)	Detector Type
1	10460.000	23.161	36.470	59.631	-14.369	74.000	PEAK
2	* 15690.000	24.185	38.540	62.725	-11.275	74.000	PEAK

Note:

1. All Readings below 1GHz are Quasi-Peak, above 1GHz are performed with peak and/or average measurements as necessary.
2. Peak measurements: RBW = 1MHz, VBW = 1MHz, Sweep: Auto.
3. Average measurements: RBW = 1MHz, VBW = 10 Hz, Sweep: Auto.
4. “ * ”, means this data is the worst emission level.
5. “ # ”, means the frequency is out of the restricted band.
6. Measurement Level = Reading Level + Correct Factor.
7. The average measurement was not performed when the peak measured data under the limit of average detection.

Site : CB2-H	Time : 2017/03/27
Limit : FCC_SpartC_15.209_03M_AV	Margin : 6
Probe : CB2_FCC_EFS_B091_1-18GHz_3M_0117 - HORIZONTAL	Power : AC 120V / 60Hz
EUT : Lyra	Note : 802.11n(40M)_5230MHz Mode 1: Tx-AD2055320 Mode

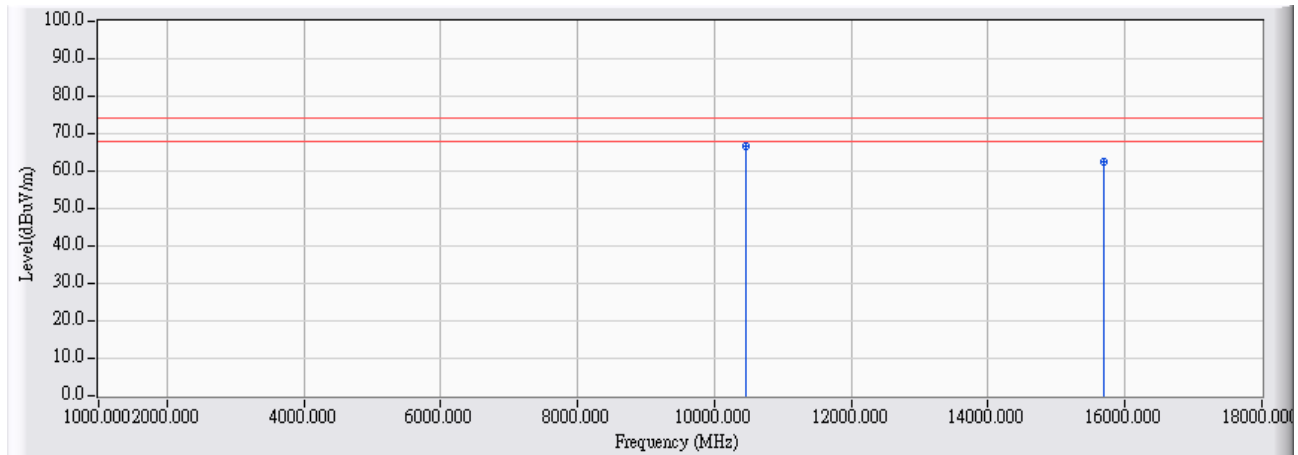


	Frequency (MHz)	Correct Factor (dB)	Reading Level (dBuV)	Measure Level (dBuV/m)	Margin (dB)	Limit (dBuV/m)	Detector Type
1	10460.000	23.161	22.110	45.271	-8.729	54.000	AVERAGE
2	* 15690.000	24.185	24.350	48.535	-5.465	54.000	AVERAGE

Note:

1. All Readings below 1GHz are Quasi-Peak, above 1GHz are performed with peak and/or average measurements as necessary.
2. Peak measurements: RBW = 1MHz, VBW = 1MHz, Sweep: Auto.
3. Average measurements: RBW = 1MHz, VBW = 10 Hz, Sweep: Auto.
4. “ * ”, means this data is the worst emission level.
5. “ # ”, means the frequency is out of the restricted band.
6. Measurement Level = Reading Level + Correct Factor.
7. The average measurement was not performed when the peak measured data under the limit of average detection.

Site : CB2-H	Time : 2017/03/27
Limit : FCC_SpartC_15.209_03M_PK	Margin : 6
Probe : CB2_FCC_EFS_B091_1-18GHz_3M_0117 - VERTICAL	Power : AC 120V / 60Hz
EUT : Lyra	Note : 802.11n(40M)_5230MHz Mode 1: Tx-AD2055320 Mode

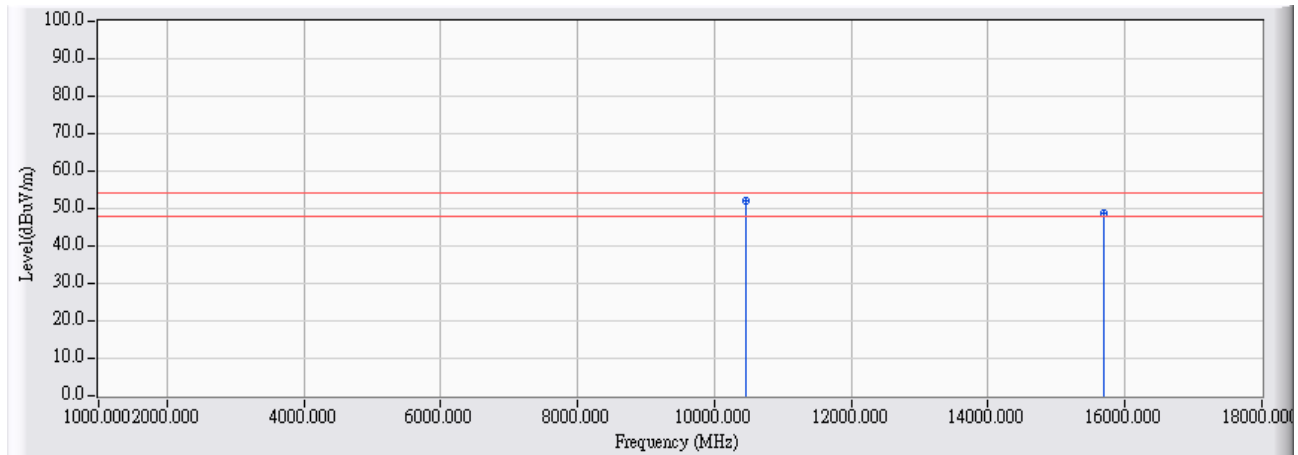


		Frequency (MHz)	Correct Factor (dB)	Reading Level (dBuV)	Measure Level (dBuV/m)	Margin (dB)	Limit (dBuV/m)	Detector Type
1	*	10460.000	23.161	43.480	66.641	-7.359	74.000	PEAK
2		15690.000	24.185	38.360	62.545	-11.455	74.000	PEAK

Note:

1. All Readings below 1GHz are Quasi-Peak, above 1GHz are performed with peak and/or average measurements as necessary.
2. Peak measurements: RBW = 1MHz, VBW = 1MHz, Sweep: Auto.
3. Average measurements: RBW = 1MHz, VBW = 10 Hz, Sweep: Auto.
4. “ * ”, means this data is the worst emission level.
5. “ # ”, means the frequency is out of the restricted band.
6. Measurement Level = Reading Level + Correct Factor.
7. The average measurement was not performed when the peak measured data under the limit of average detection.

Site : CB2-H	Time : 2017/03/27
Limit : FCC_SpartC_15.209_03M_AV	Margin : 6
Probe : CB2_FCC_EFS_B091_1-18GHz_3M_0117 - VERTICAL	Power : AC 120V / 60Hz
EUT : Lyra	Note : 802.11n(40M)_5230MHz Mode 1: Tx-AD2055320 Mode

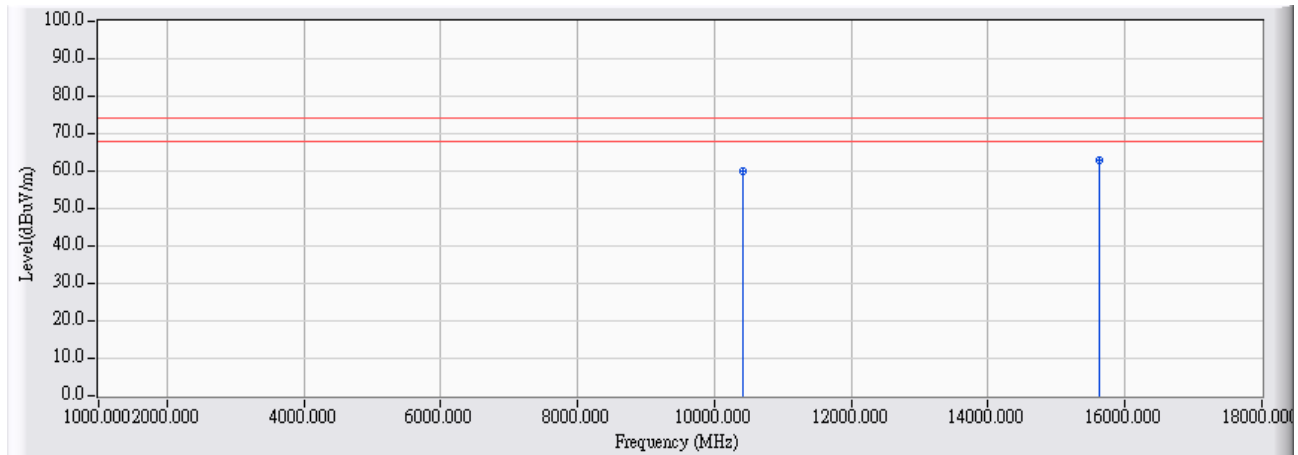


		Frequency (MHz)	Correct Factor (dB)	Reading Level (dBuV)	Measure Level (dBuV/m)	Margin (dB)	Limit (dBuV/m)	Detector Type
1	*	10460.000	23.161	28.830	51.991	-2.009	54.000	AVERAGE
2		15690.000	24.185	24.640	48.825	-5.175	54.000	AVERAGE

Note:

1. All Readings below 1GHz are Quasi-Peak, above 1GHz are performed with peak and/or average measurements as necessary.
2. Peak measurements: RBW = 1MHz, VBW = 1MHz, Sweep: Auto.
3. Average measurements: RBW = 1MHz, VBW = 10 Hz, Sweep: Auto.
4. “ * ”, means this data is the worst emission level.
5. “ # ”, means the frequency is out of the restricted band.
6. Measurement Level = Reading Level + Correct Factor.
7. The average measurement was not performed when the peak measured data under the limit of average detection.

Site : CB2-H	Time : 2017/03/27
Limit : FCC_SpartC_15.209_03M_PK	Margin : 6
Probe : CB2_FCC_EFS_B091_1-18GHz_3M_0117 - HORIZONTAL	Power : AC 120V / 60Hz
EUT : Lyra	Note : 802.11ac(80M)_5210MHz Mode 1: Tx-AD2055320 Mode

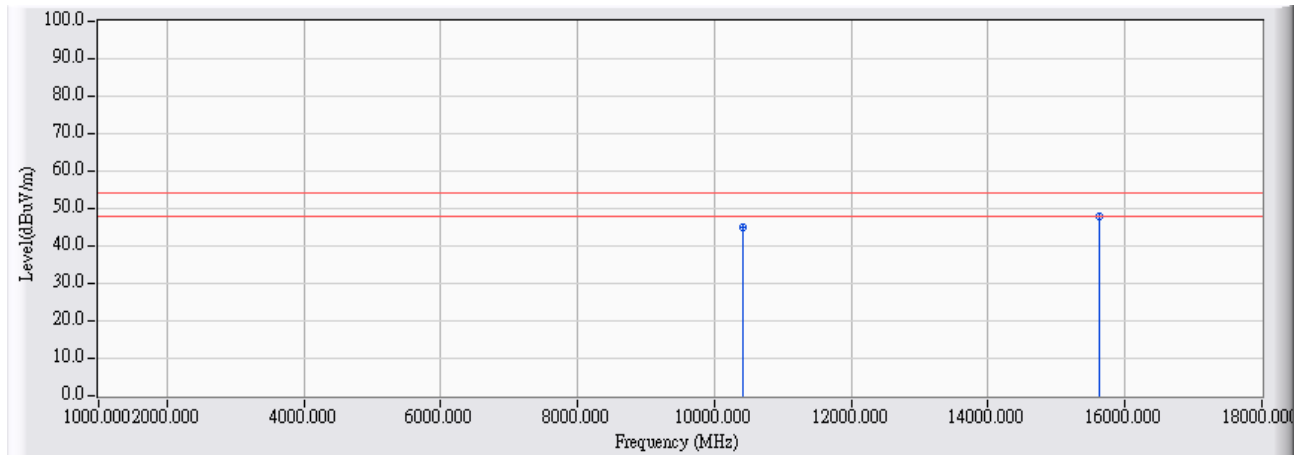


	Frequency (MHz)	Correct Factor (dB)	Reading Level (dBuV)	Measure Level (dBuV/m)	Margin (dB)	Limit (dBuV/m)	Detector Type
1	10420.000	23.002	37.140	60.142	-13.858	74.000	PEAK
2	* 15630.000	24.203	38.520	62.723	-11.277	74.000	PEAK

Note:

1. All Readings below 1GHz are Quasi-Peak, above 1GHz are performed with peak and/or average measurements as necessary.
2. Peak measurements: RBW = 1MHz, VBW = 1MHz, Sweep: Auto.
3. Average measurements: RBW = 1MHz, VBW = 10 Hz, Sweep: Auto.
4. “ * ”, means this data is the worst emission level.
5. “ # ”, means the frequency is out of the restricted band.
6. Measurement Level = Reading Level + Correct Factor.
7. The average measurement was not performed when the peak measured data under the limit of average detection.

Site : CB2-H	Time : 2017/03/27
Limit : FCC_SpartC_15.209_03M_AV	Margin : 6
Probe : CB2_FCC_EFS_B091_1-18GHz_3M_0117 - HORIZONTAL	Power : AC 120V / 60Hz
EUT : Lyra	Note : 802.11ac(80M)_5210MHz Mode 1: Tx-AD2055320 Mode

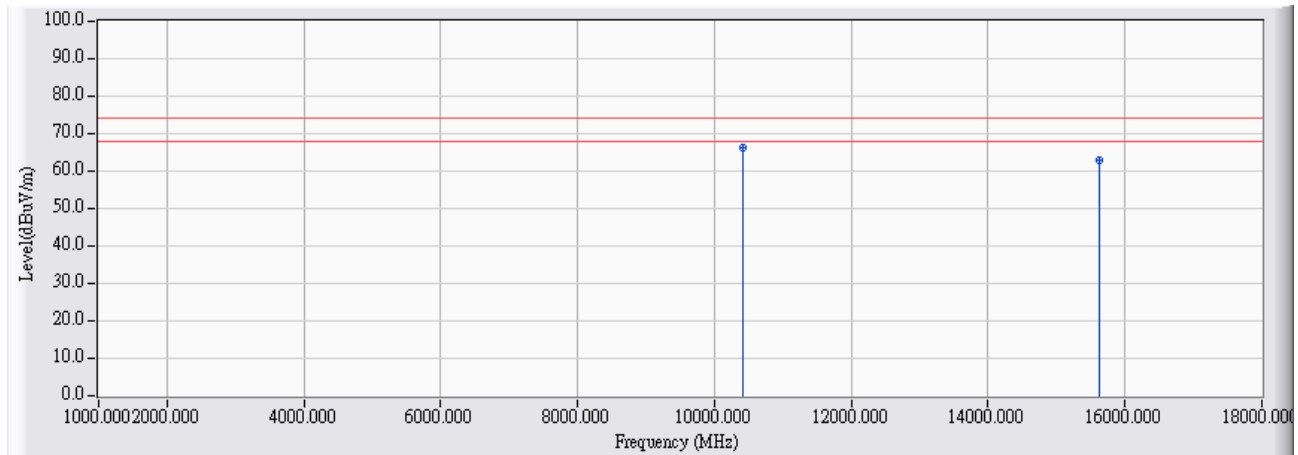


	Frequency (MHz)	Correct Factor (dB)	Reading Level (dBuV)	Measure Level (dBuV/m)	Margin (dB)	Limit (dBuV/m)	Detector Type
1	10420.000	23.002	22.020	45.022	-8.978	54.000	AVERAGE
2	* 15630.000	24.203	23.850	48.053	-5.947	54.000	AVERAGE

Note:

1. All Readings below 1GHz are Quasi-Peak, above 1GHz are performed with peak and/or average measurements as necessary.
2. Peak measurements: RBW = 1MHz, VBW = 1MHz, Sweep: Auto.
3. Average measurements: RBW = 1MHz, VBW = 10 Hz, Sweep: Auto.
4. “ * ”, means this data is the worst emission level.
5. “ # ”, means the frequency is out of the restricted band.
6. Measurement Level = Reading Level + Correct Factor.
7. The average measurement was not performed when the peak measured data under the limit of average detection.

Site : CB2-H	Time : 2017/03/27
Limit : FCC_SpartC_15.209_03M_PK	Margin : 6
Probe : CB2_FCC_EFS_B091_1-18GHz_3M_0117 - VERTICAL	Power : AC 120V / 60Hz
EUT : Lyra	Note : 802.11ac(80M)_5210MHz Mode 1: Tx-AD2055320 Mode

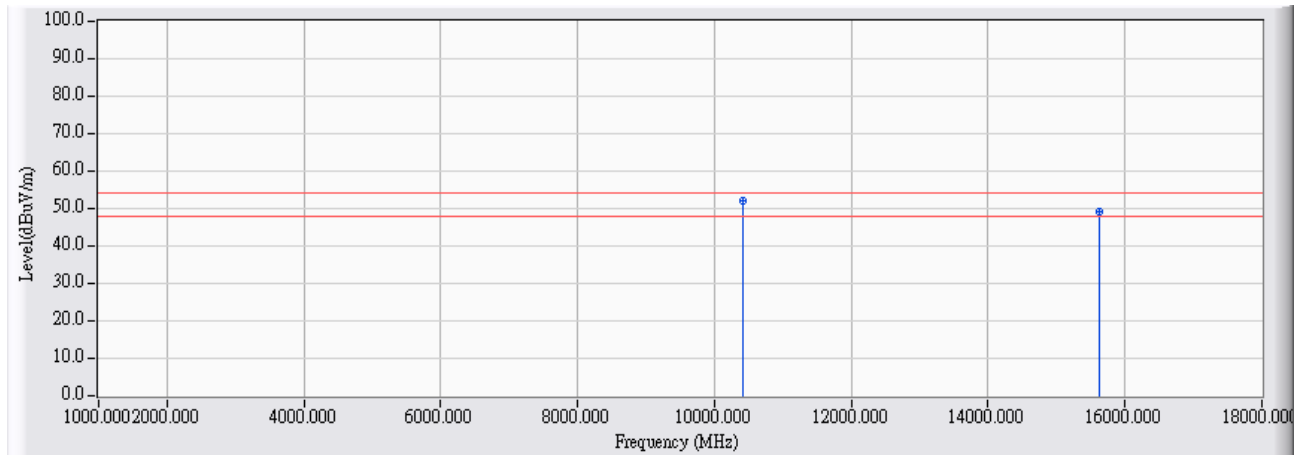


		Frequency (MHz)	Correct Factor (dB)	Reading Level (dBuV)	Measure Level (dBuV/m)	Margin (dB)	Limit (dBuV/m)	Detector Type
1	*	10420.000	23.002	43.420	66.422	-7.578	74.000	PEAK
2		15630.000	24.203	38.630	62.833	-11.167	74.000	PEAK

Note:

1. All Readings below 1GHz are Quasi-Peak, above 1GHz are performed with peak and/or average measurements as necessary.
2. Peak measurements: RBW = 1MHz, VBW = 1MHz, Sweep: Auto.
3. Average measurements: RBW = 1MHz, VBW = 10 Hz, Sweep: Auto.
4. “ * ”, means this data is the worst emission level.
5. “ # ”, means the frequency is out of the restricted band.
6. Measurement Level = Reading Level + Correct Factor.
7. The average measurement was not performed when the peak measured data under the limit of average detection.

Site : CB2-H	Time : 2017/03/27
Limit : FCC_SpartC_15.209_03M_AV	Margin : 6
Probe : CB2_FCC_EFS_B091_1-18GHz_3M_0117 - VERTICAL	Power : AC 120V / 60Hz
EUT : Lyra	Note : 802.11ac(80M)_5210MHz Mode 1: Tx-AD2055320 Mode

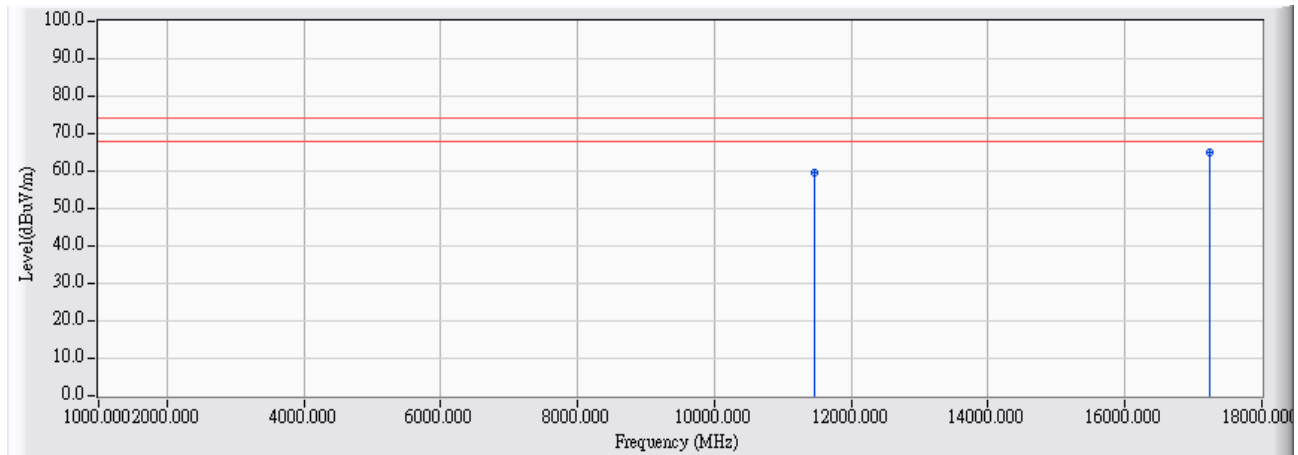


		Frequency (MHz)	Correct Factor (dB)	Reading Level (dBuV)	Measure Level (dBuV/m)	Margin (dB)	Limit (dBuV/m)	Detector Type
1	*	10420.000	23.002	28.960	51.962	-2.038	54.000	AVERAGE
2		15630.000	24.203	24.810	49.013	-4.987	54.000	AVERAGE

Note:

1. All Readings below 1GHz are Quasi-Peak, above 1GHz are performed with peak and/or average measurements as necessary.
2. Peak measurements: RBW = 1MHz, VBW = 1MHz, Sweep: Auto.
3. Average measurements: RBW = 1MHz, VBW = 10 Hz, Sweep: Auto.
4. “ * ”, means this data is the worst emission level.
5. “ # ”, means the frequency is out of the restricted band.
6. Measurement Level = Reading Level + Correct Factor.
7. The average measurement was not performed when the peak measured data under the limit of average detection.

Site : CB2-H	Time : 2017/04/10
Limit : FCC_SpartC_15.209_03M_PK	Margin : 6
Probe : CB2_FCC_EFS_B091_1-18GHz_3M_0117 - HORIZONTAL	Power : AC 120V / 60Hz
EUT : Lyra	Note : 802.11a_5745MHz Mode 1: Tx-AD2055320 Mode

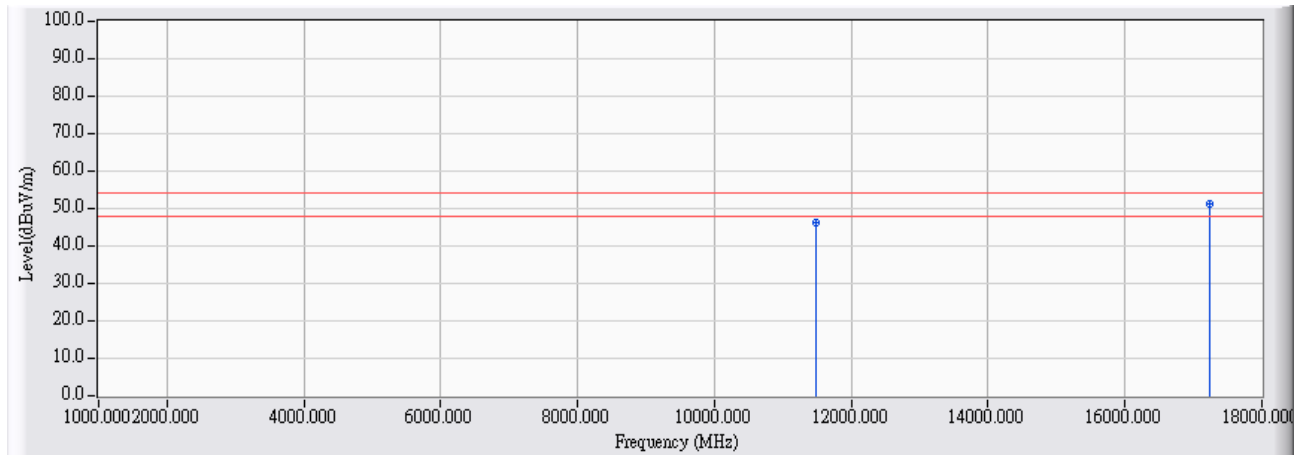


	Frequency (MHz)	Correct Factor (dB)	Reading Level (dBuV)	Measure Level (dBuV/m)	Margin (dB)	Limit (dBuV/m)	Detector Type
1	11470.000	23.485	36.029	59.514	-14.486	74.000	PEAK
2	* 17233.000	28.167	36.764	64.931	-9.069	74.000	PEAK

Note:

1. All Readings below 1GHz are Quasi-Peak, above 1GHz are performed with peak and/or average measurements as necessary.
2. Peak measurements: RBW = 1MHz, VBW = 1MHz, Sweep: Auto.
3. Average measurements: RBW = 1MHz, VBW = 10 Hz, Sweep: Auto.
4. “ * ”, means this data is the worst emission level.
5. “ # ”, means the frequency is out of the restricted band.
6. Measurement Level = Reading Level + Correct Factor.
7. The average measurement was not performed when the peak measured data under the limit of average detection.

Site : CB2-H	Time : 2017/04/10
Limit : FCC_SpartC_15.209_03M_AV	Margin : 6
Probe : CB2_FCC_EFS_B091_1-18GHz_3M_0117 - HORIZONTAL	Power : AC 120V / 60Hz
EUT : Lyra	Note : 802.11a_5745MHz Mode 1: Tx-AD2055320 Mode

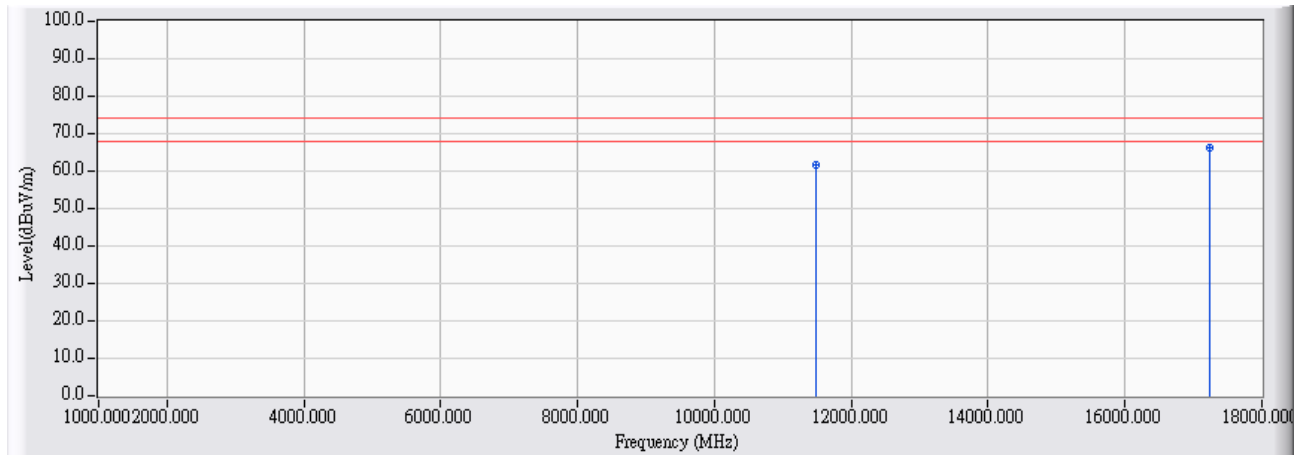


		Frequency (MHz)	Correct Factor (dB)	Reading Level (dBuV)	Measure Level (dBuV/m)	Margin (dB)	Limit (dBuV/m)	Detector Type
1		11490.000	23.540	22.657	46.198	-7.802	54.000	AVERAGE
2	*	17234.000	28.168	23.034	51.203	-2.797	54.000	AVERAGE

Note:

1. All Readings below 1GHz are Quasi-Peak, above 1GHz are performed with peak and/or average measurements as necessary.
2. Peak measurements: RBW = 1MHz, VBW = 1MHz, Sweep: Auto.
3. Average measurements: RBW = 1MHz, VBW = 10 Hz, Sweep: Auto.
4. “ * ”, means this data is the worst emission level.
5. “ # ”, means the frequency is out of the restricted band.
6. Measurement Level = Reading Level + Correct Factor.
7. The average measurement was not performed when the peak measured data under the limit of average detection.

Site : CB2-H	Time : 2017/04/10
Limit : FCC_SpartC_15.209_03M_PK	Margin : 6
Probe : CB2_FCC_EFS_B091_1-18GHz_3M_0117 - VERTICAL	Power : AC 120V / 60Hz
EUT : Lyra	Note : 802.11a_5745MHz Mode 1: Tx-AD2055320 Mode

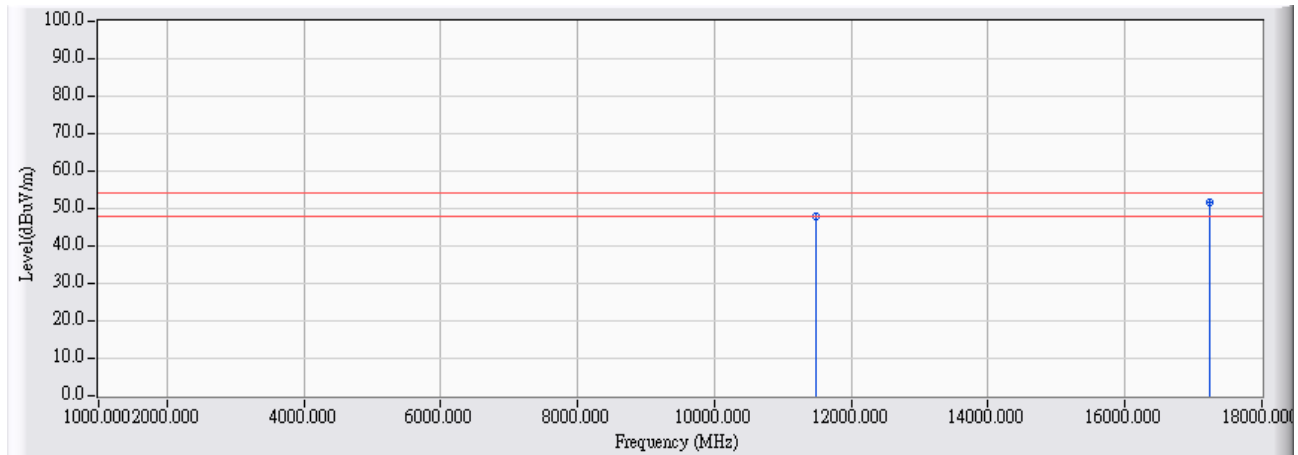


	Frequency (MHz)	Correct Factor (dB)	Reading Level (dBuV)	Measure Level (dBuV/m)	Margin (dB)	Limit (dBuV/m)	Detector Type
1	11483.000	23.521	37.939	61.460	-12.540	74.000	PEAK
2	* 17235.000	28.171	38.130	66.301	-7.699	74.000	PEAK

Note:

1. All Readings below 1GHz are Quasi-Peak, above 1GHz are performed with peak and/or average measurements as necessary.
2. Peak measurements: RBW = 1MHz, VBW = 1MHz, Sweep: Auto.
3. Average measurements: RBW = 1MHz, VBW = 10 Hz, Sweep: Auto.
4. “ * ”, means this data is the worst emission level.
5. “ # ”, means the frequency is out of the restricted band.
6. Measurement Level = Reading Level + Correct Factor.
7. The average measurement was not performed when the peak measured data under the limit of average detection.

Site : CB2-H	Time : 2017/04/10
Limit : FCC_SpartC_15.209_03M_AV	Margin : 6
Probe : CB2_FCC_EFS_B091_1-18GHz_3M_0117 - VERTICAL	Power : AC 120V / 60Hz
EUT : Lyra	Note : 802.11a_5745MHz Mode 1: Tx-AD2055320 Mode

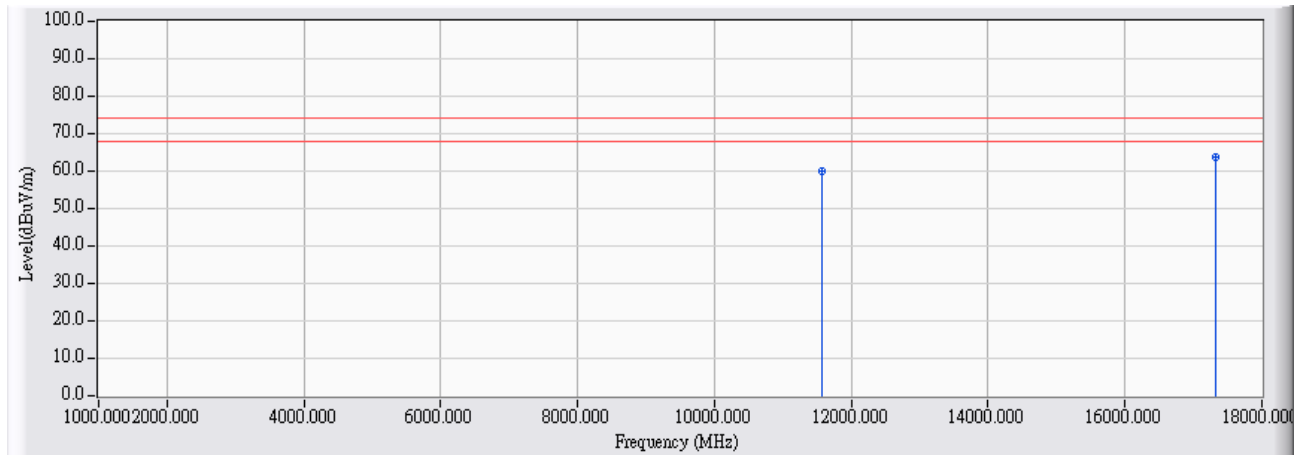


		Frequency (MHz)	Correct Factor (dB)	Reading Level (dBuV)	Measure Level (dBuV/m)	Margin (dB)	Limit (dBuV/m)	Detector Type
1		11483.000	23.521	24.258	47.779	-6.221	54.000	AVERAGE
2	*	17247.000	28.200	23.628	51.828	-2.172	54.000	AVERAGE

Note:

1. All Readings below 1GHz are Quasi-Peak, above 1GHz are performed with peak and/or average measurements as necessary.
2. Peak measurements: RBW = 1MHz, VBW = 1MHz, Sweep: Auto.
3. Average measurements: RBW = 1MHz, VBW = 10 Hz, Sweep: Auto.
4. “ * ”, means this data is the worst emission level.
5. “ # ”, means the frequency is out of the restricted band.
6. Measurement Level = Reading Level + Correct Factor.
7. The average measurement was not performed when the peak measured data under the limit of average detection.

Site : CB2-H	Time : 2017/04/10
Limit : FCC_SpartC_15.209_03M_PK	Margin : 6
Probe : CB2_FCC_EFS_B091_1-18GHz_3M_0117 - HORIZONTAL	Power : AC 120V / 60Hz
EUT : Lyra	Note : 802.11a_5785MHz Mode 1: Tx-AD2055320 Mode

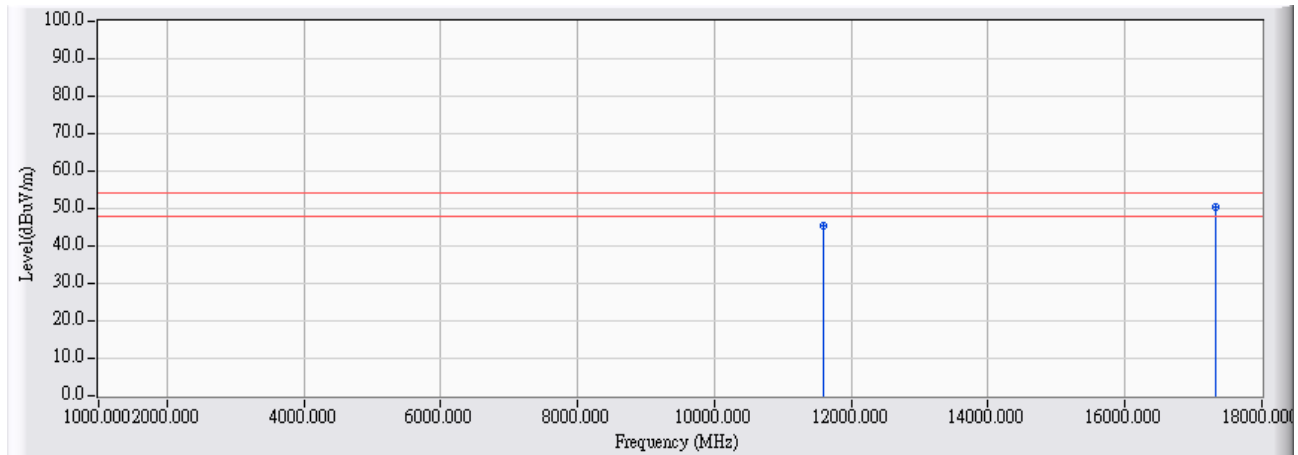


		Frequency (MHz)	Correct Factor (dB)	Reading Level (dBuV)	Measure Level (dBuV/m)	Margin (dB)	Limit (dBuV/m)	Detector Type
1		11563.000	23.706	36.475	60.182	-13.818	74.000	PEAK
2	*	17319.000	28.617	35.096	63.713	-10.287	74.000	PEAK

Note:

1. All Readings below 1GHz are Quasi-Peak, above 1GHz are performed with peak and/or average measurements as necessary.
2. Peak measurements: RBW = 1MHz, VBW = 1MHz, Sweep: Auto.
3. Average measurements: RBW = 1MHz, VBW = 10 Hz, Sweep: Auto.
4. “ * ”, means this data is the worst emission level.
5. “ # ”, means the frequency is out of the restricted band.
6. Measurement Level = Reading Level + Correct Factor.
7. The average measurement was not performed when the peak measured data under the limit of average detection.

Site : CB2-H	Time : 2017/04/10
Limit : FCC_SpartC_15.209_03M_AV	Margin : 6
Probe : CB2_FCC_EFS_B091_1-18GHz_3M_0117 - HORIZONTAL	Power : AC 120V / 60Hz
EUT : Lyra	Note : 802.11a_5785MHz Mode 1: Tx-AD2055320 Mode

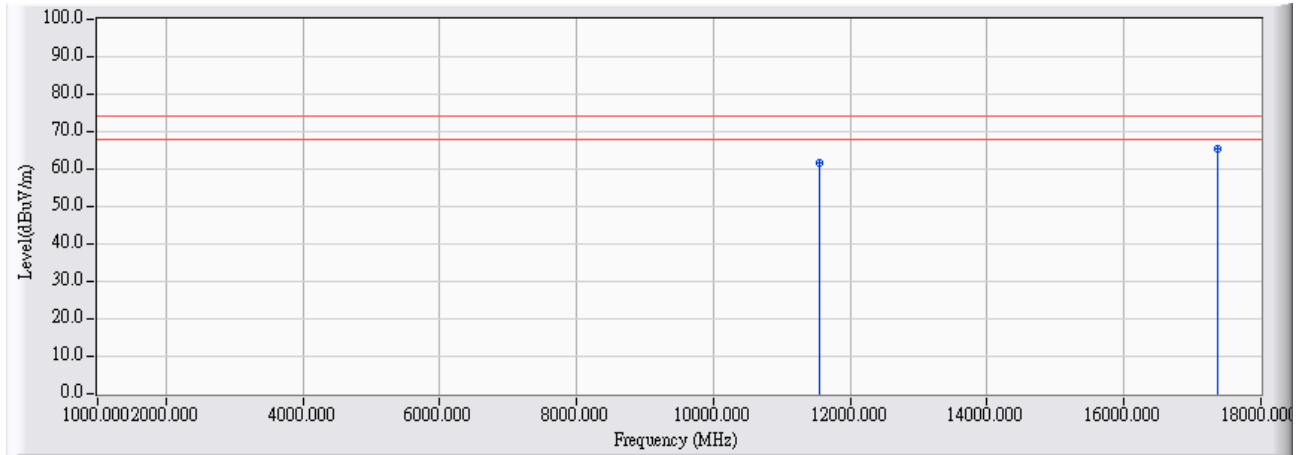


	Frequency (MHz)	Correct Factor (dB)	Reading Level (dBuV)	Measure Level (dBuV/m)	Margin (dB)	Limit (dBuV/m)	Detector Type
1	11586.000	23.756	21.587	45.344	-8.656	54.000	AVERAGE
2	* 17325.000	28.653	21.680	50.333	-3.667	54.000	AVERAGE

Note:

1. All Readings below 1GHz are Quasi-Peak, above 1GHz are performed with peak and/or average measurements as necessary.
2. Peak measurements: RBW = 1MHz, VBW = 1MHz, Sweep: Auto.
3. Average measurements: RBW = 1MHz, VBW = 10 Hz, Sweep: Auto.
4. “ * ”, means this data is the worst emission level.
5. “ # ”, means the frequency is out of the restricted band.
6. Measurement Level = Reading Level + Correct Factor.
7. The average measurement was not performed when the peak measured data under the limit of average detection.

Site : CB2-H	Time : 2017/04/10
Limit : FCC_SpartC_15.209_03M_PK	Margin : 6
Probe : CB2_FCC_EFS_B091_1-18GHz_3M_0117 - VERTICAL	Power : AC 120V / 60Hz
EUT : Lyra	Note : 802.11a_5785MHz Mode 1: Tx-AD2055320 Mode

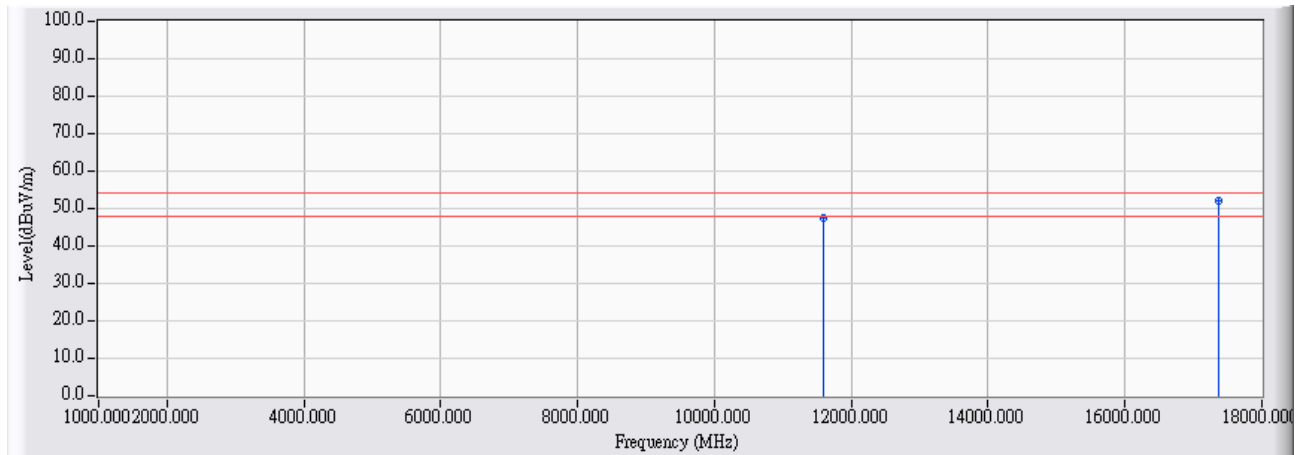


	Frequency (MHz)	Correct Factor (dB)	Reading Level (dBuV)	Measure Level (dBuV/m)	Margin (dB)	Limit (dBuV/m)	Detector Type
1	11553.000	23.685	38.056	61.741	-12.259	74.000	PEAK
2	* 17363.000	28.883	36.658	65.541	-8.459	74.000	PEAK

Note:

1. All Readings below 1GHz are Quasi-Peak, above 1GHz are performed with peak and/or average measurements as necessary.
2. Peak measurements: RBW = 1MHz, VBW = 1MHz, Sweep: Auto.
3. Average measurements: RBW = 1MHz, VBW = 10 Hz, Sweep: Auto.
4. “ * ”, means this data is the worst emission level.
5. “ # ”, means the frequency is out of the restricted band.
6. Measurement Level = Reading Level + Correct Factor.
7. The average measurement was not performed when the peak measured data under the limit of average detection.

Site : CB2-H	Time : 2017/04/10
Limit : FCC_SpartC_15.209_03M_AV	Margin : 6
Probe : CB2_FCC_EFS_B091_1-18GHz_3M_0117 - VERTICAL	Power : AC 120V / 60Hz
EUT : Lyra	Note : 802.11a_5785MHz Mode 1: Tx-AD2055320 Mode

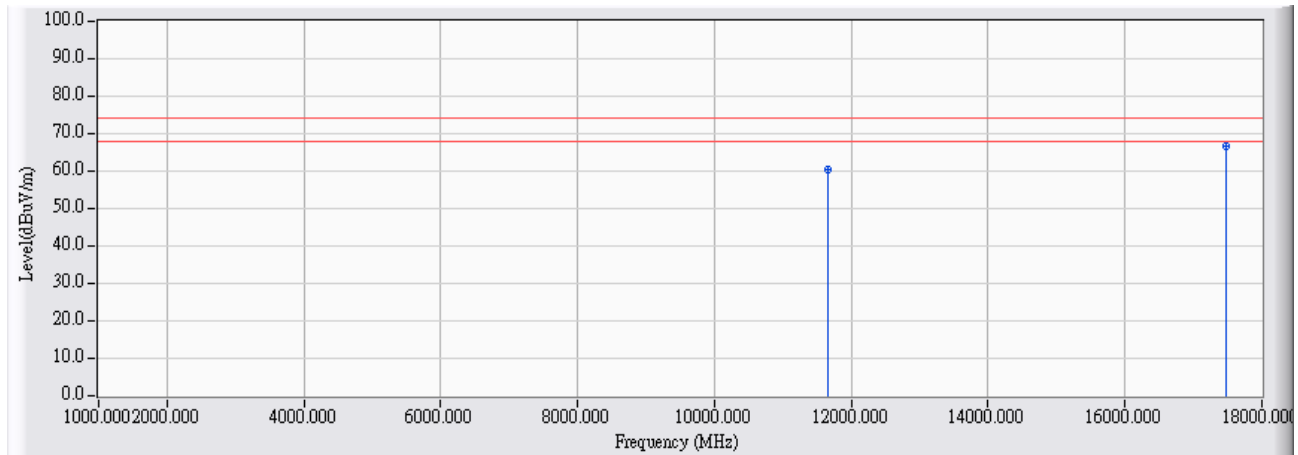


		Frequency (MHz)	Correct Factor (dB)	Reading Level (dBuV)	Measure Level (dBuV/m)	Margin (dB)	Limit (dBuV/m)	Detector Type
1		11587.000	23.760	23.596	47.355	-6.645	54.000	AVERAGE
2	*	17369.000	28.919	23.071	51.990	-2.010	54.000	AVERAGE

Note:

1. All Readings below 1GHz are Quasi-Peak, above 1GHz are performed with peak and/or average measurements as necessary.
2. Peak measurements: RBW = 1MHz, VBW = 1MHz, Sweep: Auto.
3. Average measurements: RBW = 1MHz, VBW = 10 Hz, Sweep: Auto.
4. “ * ”, means this data is the worst emission level.
5. “ # ”, means the frequency is out of the restricted band.
6. Measurement Level = Reading Level + Correct Factor.
7. The average measurement was not performed when the peak measured data under the limit of average detection.

Site : CB2-H	Time : 2017/04/10
Limit : FCC_SpartC_15.209_03M_PK	Margin : 6
Probe : CB2_FCC_EFS_B091_1-18GHz_3M_0117 - HORIZONTAL	Power : AC 120V / 60Hz
EUT : Lyra	Note : 802.11a_5825MHz Mode 1: Tx-AD2055320 Mode

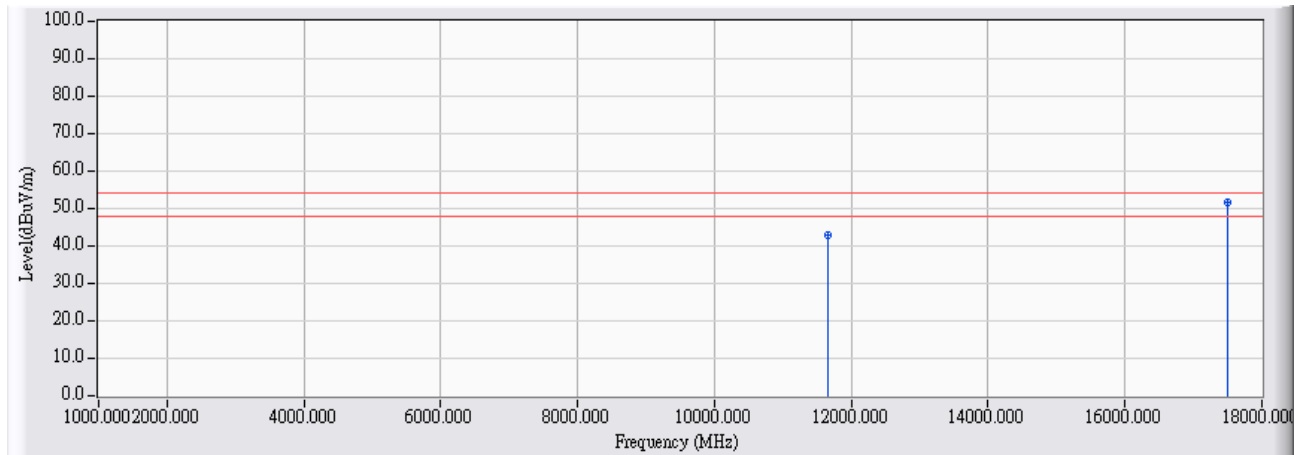


	Frequency (MHz)	Correct Factor (dB)	Reading Level (dBuV)	Measure Level (dBuV/m)	Margin (dB)	Limit (dBuV/m)	Detector Type
1	11665.000	23.930	36.386	60.315	-13.685	74.000	PEAK
2	* 17478.000	29.577	37.068	66.645	-7.355	74.000	PEAK

Note:

1. All Readings below 1GHz are Quasi-Peak, above 1GHz are performed with peak and/or average measurements as necessary.
2. Peak measurements: RBW = 1MHz, VBW = 1MHz, Sweep: Auto.
3. Average measurements: RBW = 1MHz, VBW = 10 Hz, Sweep: Auto.
4. “ * ”, means this data is the worst emission level.
5. “ # ”, means the frequency is out of the restricted band.
6. Measurement Level = Reading Level + Correct Factor.
7. The average measurement was not performed when the peak measured data under the limit of average detection.

Site : CB2-H	Time : 2017/04/10
Limit : FCC_SpartC_15.209_03M_AV	Margin : 6
Probe : CB2_FCC_EFS_B091_1-18GHz_3M_0117 - HORIZONTAL	Power : AC 120V / 60Hz
EUT : Lyra	Note : 802.11a_5825MHz Mode 1: Tx-AD2055320 Mode

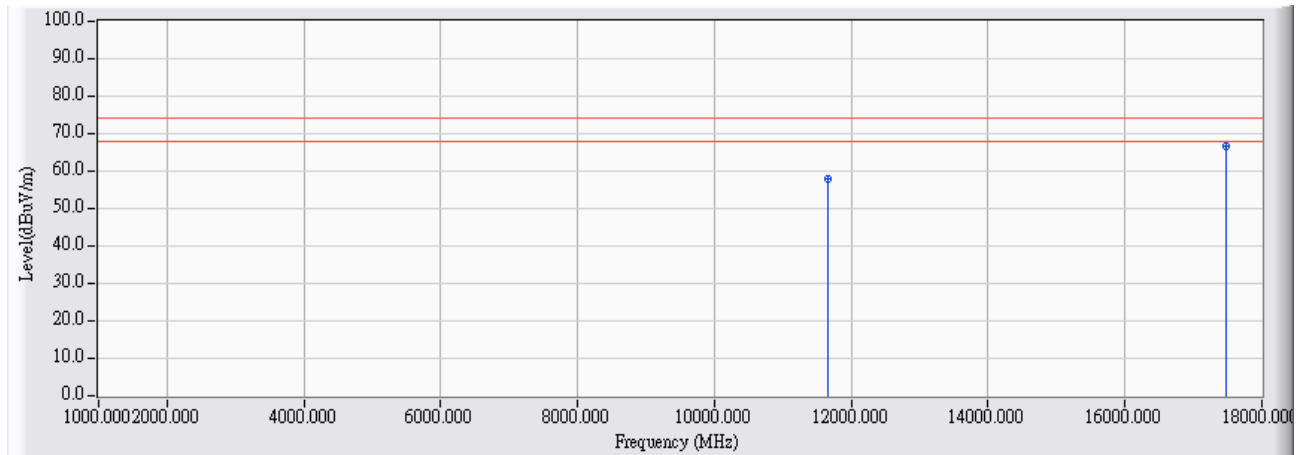


	Frequency (MHz)	Correct Factor (dB)	Reading Level (dBuV)	Measure Level (dBuV/m)	Margin (dB)	Limit (dBuV/m)	Detector Type
1	11649.000	23.895	19.226	43.120	-10.880	54.000	AVERAGE
2	* 17494.000	29.690	21.970	51.660	-2.340	54.000	AVERAGE

Note:

1. All Readings below 1GHz are Quasi-Peak, above 1GHz are performed with peak and/or average measurements as necessary.
2. Peak measurements: RBW = 1MHz, VBW = 1MHz, Sweep: Auto.
3. Average measurements: RBW = 1MHz, VBW = 10 Hz, Sweep: Auto.
4. “ * ”, means this data is the worst emission level.
5. “ # ”, means the frequency is out of the restricted band.
6. Measurement Level = Reading Level + Correct Factor.
7. The average measurement was not performed when the peak measured data under the limit of average detection.

Site : CB2-H	Time : 2017/04/10
Limit : FCC_SpartC_15.209_03M_PK	Margin : 6
Probe : CB2_FCC_EFS_B091_1-18GHz_3M_0117 - VERTICAL	Power : AC 120V / 60Hz
EUT : Lyra	Note : 802.11a_5825MHz Mode 1: Tx-AD2055320 Mode

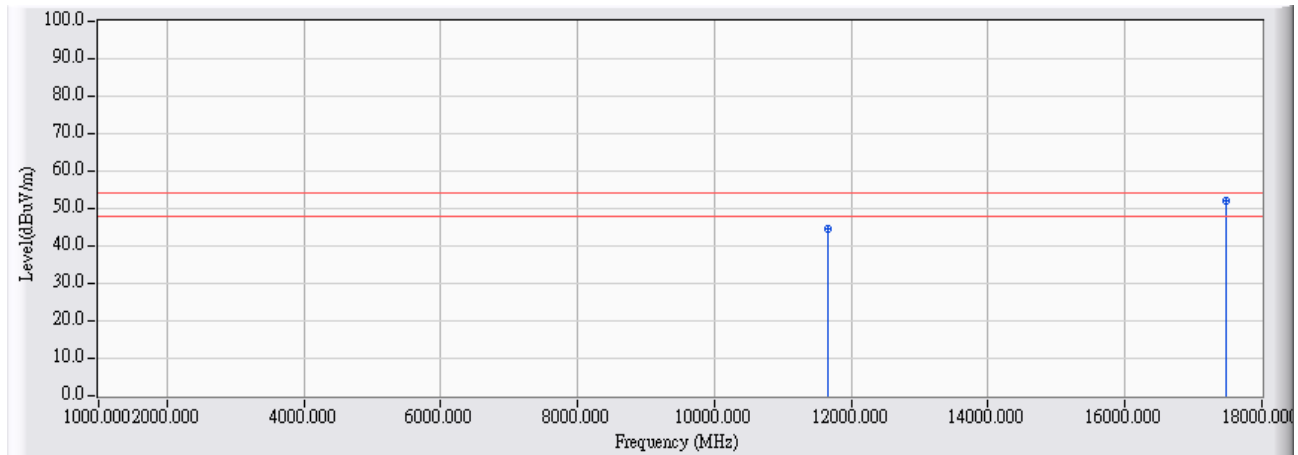


		Frequency (MHz)	Correct Factor (dB)	Reading Level (dBuV)	Measure Level (dBuV/m)	Margin (dB)	Limit (dBuV/m)	Detector Type
1		11655.000	23.908	34.052	57.959	-16.041	74.000	PEAK
2	*	17475.000	29.559	37.081	66.640	-7.360	74.000	PEAK

Note:

1. All Readings below 1GHz are Quasi-Peak, above 1GHz are performed with peak and/or average measurements as necessary.
2. Peak measurements: RBW = 1MHz, VBW = 1MHz, Sweep: Auto.
3. Average measurements: RBW = 1MHz, VBW = 10 Hz, Sweep: Auto.
4. “ * ”, means this data is the worst emission level.
5. “ # ”, means the frequency is out of the restricted band.
6. Measurement Level = Reading Level + Correct Factor.
7. The average measurement was not performed when the peak measured data under the limit of average detection.

Site : CB2-H	Time : 2017/04/10
Limit : FCC_SpartC_15.209_03M_AV	Margin : 6
Probe : CB2_FCC_EFS_B091_1-18GHz_3M_0117 - VERTICAL	Power : AC 120V / 60Hz
EUT : Lyra	Note : 802.11a_5825MHz Mode 1: Tx-AD2055320 Mode

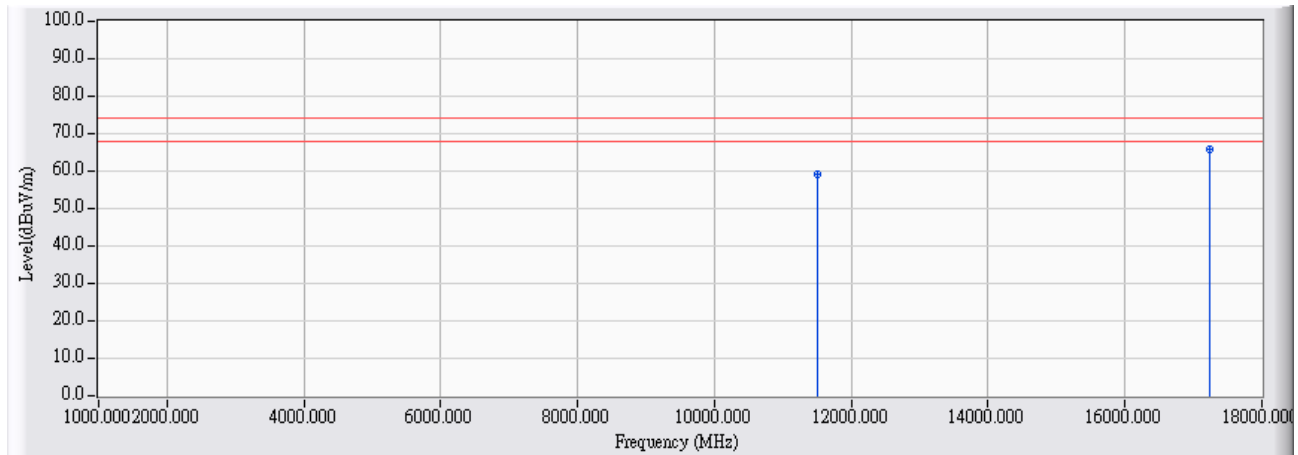


	Frequency (MHz)	Correct Factor (dB)	Reading Level (dBuV)	Measure Level (dBuV/m)	Margin (dB)	Limit (dBuV/m)	Detector Type
1	11652.000	23.901	20.578	44.479	-9.521	54.000	AVERAGE
2	* 17474.000	29.554	22.389	51.942	-2.058	54.000	AVERAGE

Note:

1. All Readings below 1GHz are Quasi-Peak, above 1GHz are performed with peak and/or average measurements as necessary.
2. Peak measurements: RBW = 1MHz, VBW = 1MHz, Sweep: Auto.
3. Average measurements: RBW = 1MHz, VBW = 10 Hz, Sweep: Auto.
4. “ * ”, means this data is the worst emission level.
5. “ # ”, means the frequency is out of the restricted band.
6. Measurement Level = Reading Level + Correct Factor.
7. The average measurement was not performed when the peak measured data under the limit of average detection.

Site : CB2-H	Time : 2017/04/10
Limit : FCC_SpartC_15.209_03M_PK	Margin : 6
Probe : CB2_FCC_EFS_B091_1-18GHz_3M_0117 - HORIZONTAL	Power : AC 120V / 60Hz
EUT : Lyra	Note : 802.11n(20M)_5745MHz Mode 1: Tx-AD2055320 Mode

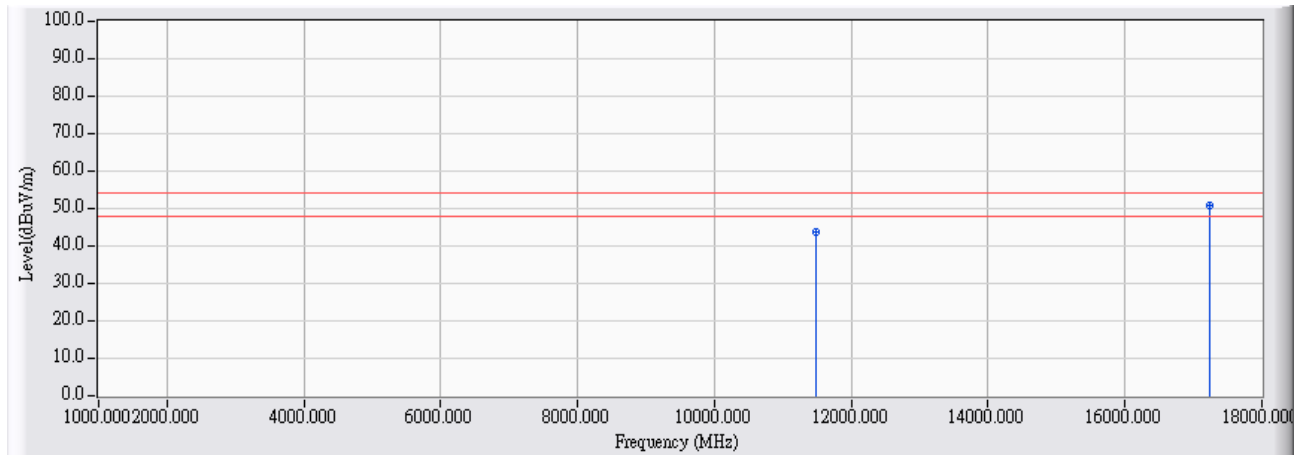


	Frequency (MHz)	Correct Factor (dB)	Reading Level (dBuV)	Measure Level (dBuV/m)	Margin (dB)	Limit (dBuV/m)	Detector Type
1	11495.000	23.554	35.511	59.065	-14.935	74.000	PEAK
2	* 17236.000	28.173	37.540	65.713	-8.287	74.000	PEAK

Note:

1. All Readings below 1GHz are Quasi-Peak, above 1GHz are performed with peak and/or average measurements as necessary.
2. Peak measurements: RBW = 1MHz, VBW = 1MHz, Sweep: Auto.
3. Average measurements: RBW = 1MHz, VBW = 10 Hz, Sweep: Auto.
4. “ * ”, means this data is the worst emission level.
5. “ # ”, means the frequency is out of the restricted band.
6. Measurement Level = Reading Level + Correct Factor.
7. The average measurement was not performed when the peak measured data under the limit of average detection.

Site : CB2-H	Time : 2017/04/10
Limit : FCC_SpartC_15.209_03M_AV	Margin : 6
Probe : CB2_FCC_EFS_B091_1-18GHz_3M_0117 - HORIZONTAL	Power : AC 120V / 60Hz
EUT : Lyra	Note : 802.11n(20M)_5745MHz Mode 1: Tx-AD2055320 Mode

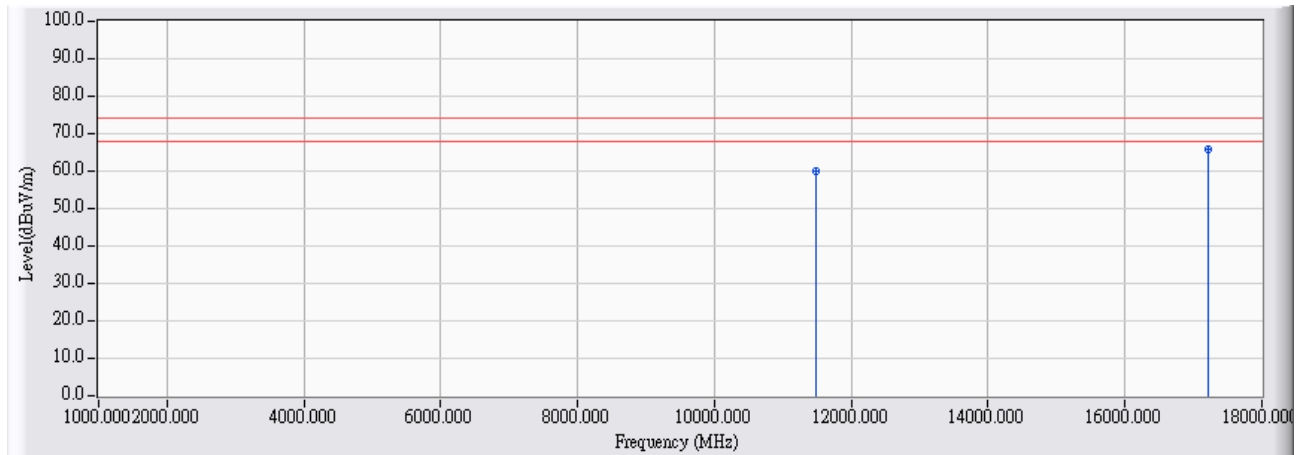


		Frequency (MHz)	Correct Factor (dB)	Reading Level (dBuV)	Measure Level (dBuV/m)	Margin (dB)	Limit (dBuV/m)	Detector Type
1		11477.000	23.504	20.415	43.919	-10.081	54.000	AVERAGE
2	*	17231.000	28.162	22.845	51.007	-2.993	54.000	AVERAGE

Note:

1. All Readings below 1GHz are Quasi-Peak, above 1GHz are performed with peak and/or average measurements as necessary.
2. Peak measurements: RBW = 1MHz, VBW = 1MHz, Sweep: Auto.
3. Average measurements: RBW = 1MHz, VBW = 10 Hz, Sweep: Auto.
4. “ * ”, means this data is the worst emission level.
5. “ # ”, means the frequency is out of the restricted band.
6. Measurement Level = Reading Level + Correct Factor.
7. The average measurement was not performed when the peak measured data under the limit of average detection.

Site : CB2-H	Time : 2017/04/10
Limit : FCC_SpartC_15.209_03M_PK	Margin : 6
Probe : CB2_FCC_EFS_B091_1-18GHz_3M_0117 - VERTICAL	Power : AC 120V / 60Hz
EUT : Lyra	Note : 802.11n(20M)_5745MHz Mode 1: Tx-AD2055320 Mode

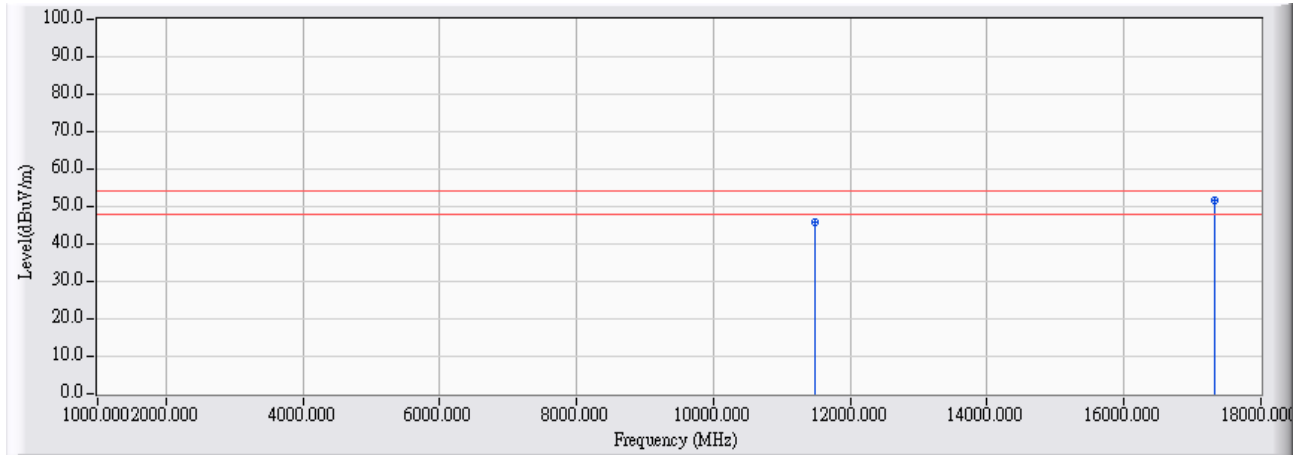


		Frequency (MHz)	Correct Factor (dB)	Reading Level (dBuV)	Measure Level (dBuV/m)	Margin (dB)	Limit (dBuV/m)	Detector Type
1		11491.000	23.543	36.475	60.018	-13.982	74.000	PEAK
2	*	17219.000	28.138	37.856	65.994	-8.006	74.000	PEAK

Note:

1. All Readings below 1GHz are Quasi-Peak, above 1GHz are performed with peak and/or average measurements as necessary.
2. Peak measurements: RBW = 1MHz, VBW = 1MHz, Sweep: Auto.
3. Average measurements: RBW = 1MHz, VBW = 10 Hz, Sweep: Auto.
4. “ * ”, means this data is the worst emission level.
5. “ # ”, means the frequency is out of the restricted band.
6. Measurement Level = Reading Level + Correct Factor.
7. The average measurement was not performed when the peak measured data under the limit of average detection.

Site : CB2-H	Time : 2017/04/10
Limit : FCC_SpartC_15.209_03M_AV	Margin : 6
Probe : CB2_FCC_EFS_B091_1-18GHz_3M_0117 - VERTICAL	Power : AC 120V / 60Hz
EUT : Lyra	Note : 802.11n(20M)_5745MHz Mode 1: Tx-AD2055320 Mode

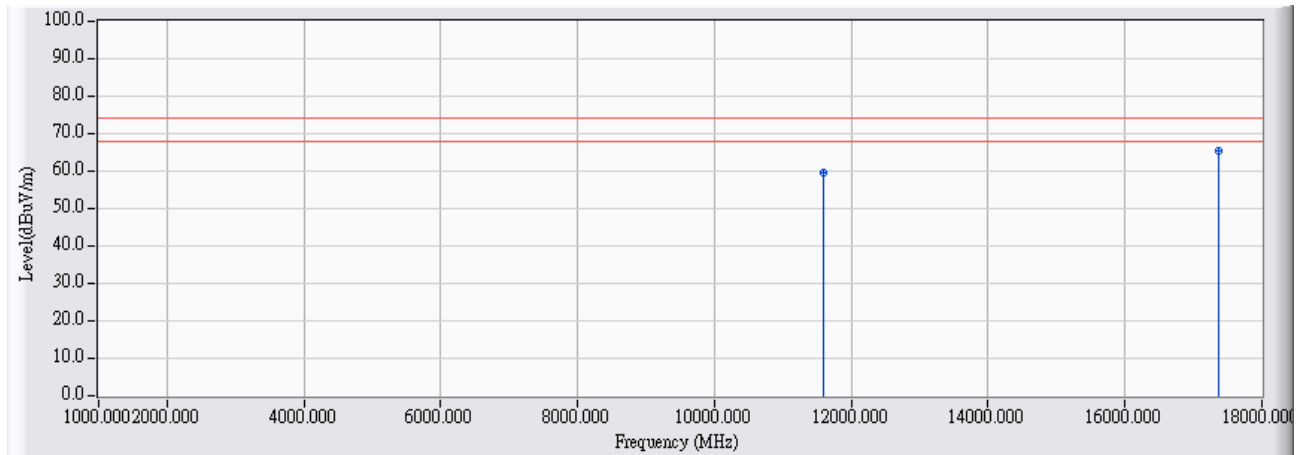


		Frequency (MHz)	Correct Factor (dB)	Reading Level (dBuV)	Measure Level (dBuV/m)	Margin (dB)	Limit (dBuV/m)	Detector Type
1		11487.000	23.533	22.370	45.903	-8.097	54.000	AVERAGE
2	*	17323.000	28.641	23.045	51.686	-2.314	54.000	AVERAGE

Note:

1. All Readings below 1GHz are Quasi-Peak, above 1GHz are performed with peak and/or average measurements as necessary.
2. Peak measurements: RBW = 1MHz, VBW = 1MHz, Sweep: Auto.
3. Average measurements: RBW = 1MHz, VBW = 10 Hz, Sweep: Auto.
4. “ * ”, means this data is the worst emission level.
5. “ # ”, means the frequency is out of the restricted band.
6. Measurement Level = Reading Level + Correct Factor.
7. The average measurement was not performed when the peak measured data under the limit of average detection.

Site : CB2-H	Time : 2017/04/10
Limit : FCC_SpartC_15.209_03M_PK	Margin : 6
Probe : CB2_FCC_EFS_B091_1-18GHz_3M_0117 - HORIZONTAL	Power : AC 120V / 60Hz
EUT : Lyra	Note : 802.11n(20M)_5785MHz Mode 1: Tx-AD2055320 Mode

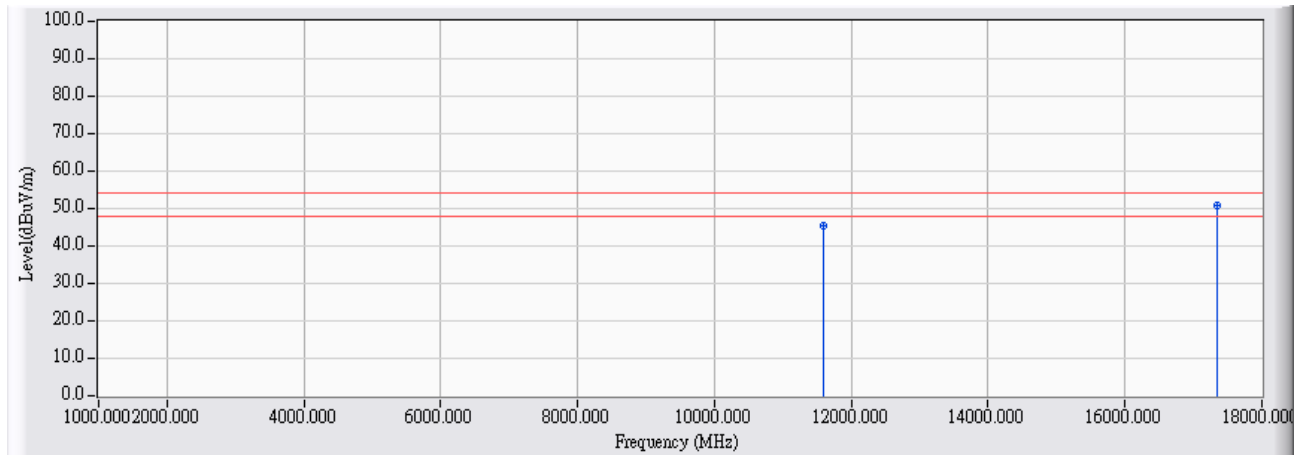


		Frequency (MHz)	Correct Factor (dB)	Reading Level (dBuV)	Measure Level (dBuV/m)	Margin (dB)	Limit (dBuV/m)	Detector Type
1		11588.000	23.761	35.967	59.728	-14.272	74.000	PEAK
2	*	17360.000	28.865	36.557	65.422	-8.578	74.000	PEAK

Note:

1. All Readings below 1GHz are Quasi-Peak, above 1GHz are performed with peak and/or average measurements as necessary.
2. Peak measurements: RBW = 1MHz, VBW = 1MHz, Sweep: Auto.
3. Average measurements: RBW = 1MHz, VBW = 10 Hz, Sweep: Auto.
4. “ * ”, means this data is the worst emission level.
5. “ # ”, means the frequency is out of the restricted band.
6. Measurement Level = Reading Level + Correct Factor.
7. The average measurement was not performed when the peak measured data under the limit of average detection.

Site : CB2-H	Time : 2017/04/10
Limit : FCC_SpartC_15.209_03M_AV	Margin : 6
Probe : CB2_FCC_EFS_B091_1-18GHz_3M_0117 - HORIZONTAL	Power : AC 120V / 60Hz
EUT : Lyra	Note : 802.11n(20M)_5785MHz Mode 1: Tx-AD2055320 Mode

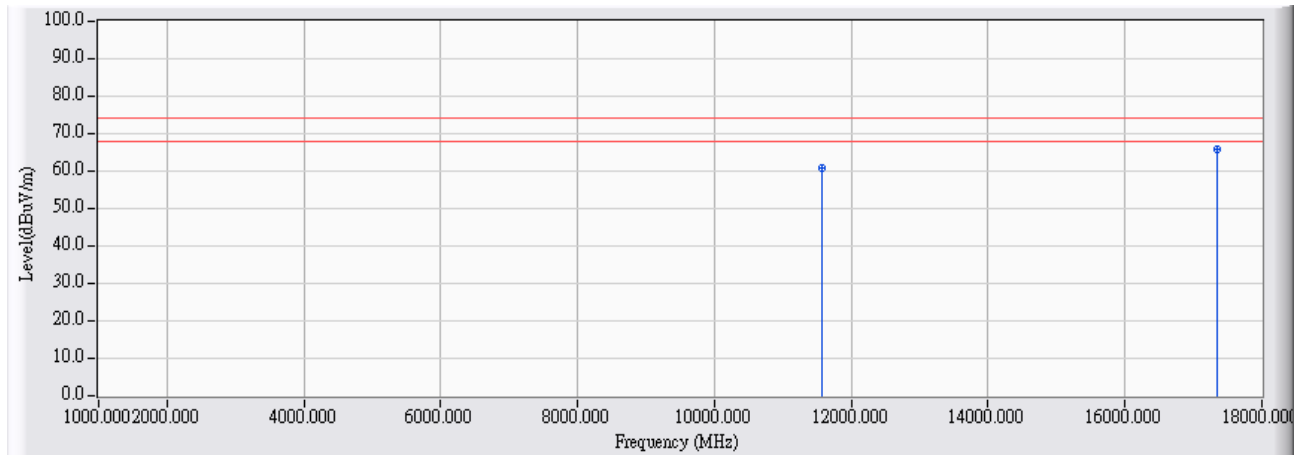


	Frequency (MHz)	Correct Factor (dB)	Reading Level (dBuV)	Measure Level (dBuV/m)	Margin (dB)	Limit (dBuV/m)	Detector Type
1	11586.000	23.756	21.726	45.483	-8.517	54.000	AVERAGE
2	* 17349.000	28.799	21.980	50.778	-3.222	54.000	AVERAGE

Note:

1. All Readings below 1GHz are Quasi-Peak, above 1GHz are performed with peak and/or average measurements as necessary.
2. Peak measurements: RBW = 1MHz, VBW = 1MHz, Sweep: Auto.
3. Average measurements: RBW = 1MHz, VBW = 10 Hz, Sweep: Auto.
4. “ * ”, means this data is the worst emission level.
5. “ # ”, means the frequency is out of the restricted band.
6. Measurement Level = Reading Level + Correct Factor.
7. The average measurement was not performed when the peak measured data under the limit of average detection.

Site : CB2-H	Time : 2017/04/10
Limit : FCC_SpartC_15.209_03M_PK	Margin : 6
Probe : CB2_FCC_EFS_B091_1-18GHz_3M_0117 - VERTICAL	Power : AC 120V / 60Hz
EUT : Lyra	Note : 802.11n(20M)_5785MHz Mode 1: Tx-AD2055320 Mode

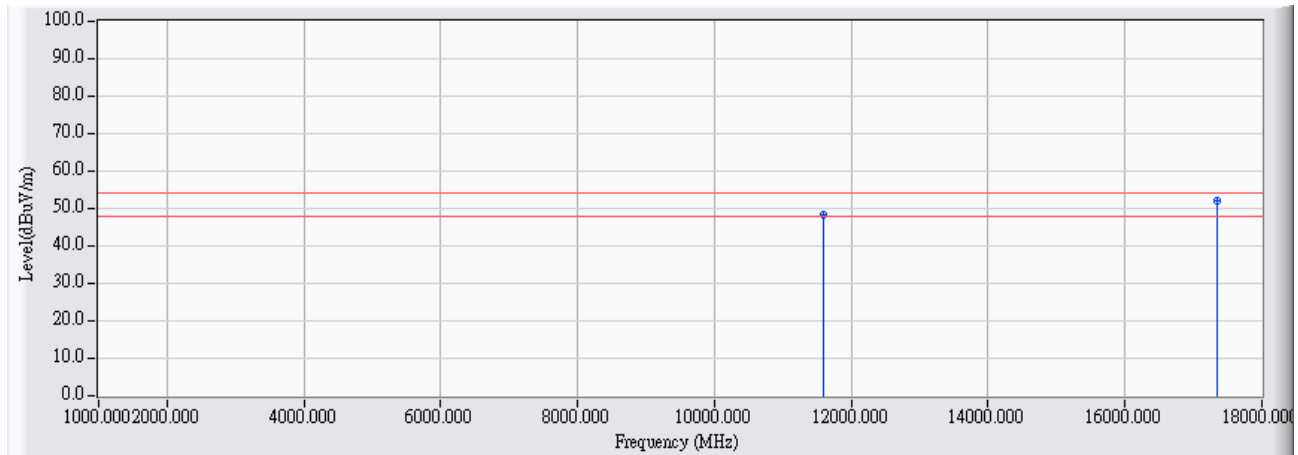


	Frequency (MHz)	Correct Factor (dB)	Reading Level (dBuV)	Measure Level (dBuV/m)	Margin (dB)	Limit (dBuV/m)	Detector Type
1	11568.000	23.717	37.254	60.972	-13.028	74.000	PEAK
2	* 17343.000	28.761	37.130	65.892	-8.108	74.000	PEAK

Note:

1. All Readings below 1GHz are Quasi-Peak, above 1GHz are performed with peak and/or average measurements as necessary.
2. Peak measurements: RBW = 1MHz, VBW = 1MHz, Sweep: Auto.
3. Average measurements: RBW = 1MHz, VBW = 10 Hz, Sweep: Auto.
4. “ * ”, means this data is the worst emission level.
5. “ # ”, means the frequency is out of the restricted band.
6. Measurement Level = Reading Level + Correct Factor.
7. The average measurement was not performed when the peak measured data under the limit of average detection.

Site : CB2-H	Time : 2017/04/10
Limit : FCC_SpartC_15.209_03M_AV	Margin : 6
Probe : CB2_FCC_EFS_B091_1-18GHz_3M_0117 - VERTICAL	Power : AC 120V / 60Hz
EUT : Lyra	Note : 802.11n(20M)_5785MHz Mode 1: Tx-AD2055320 Mode

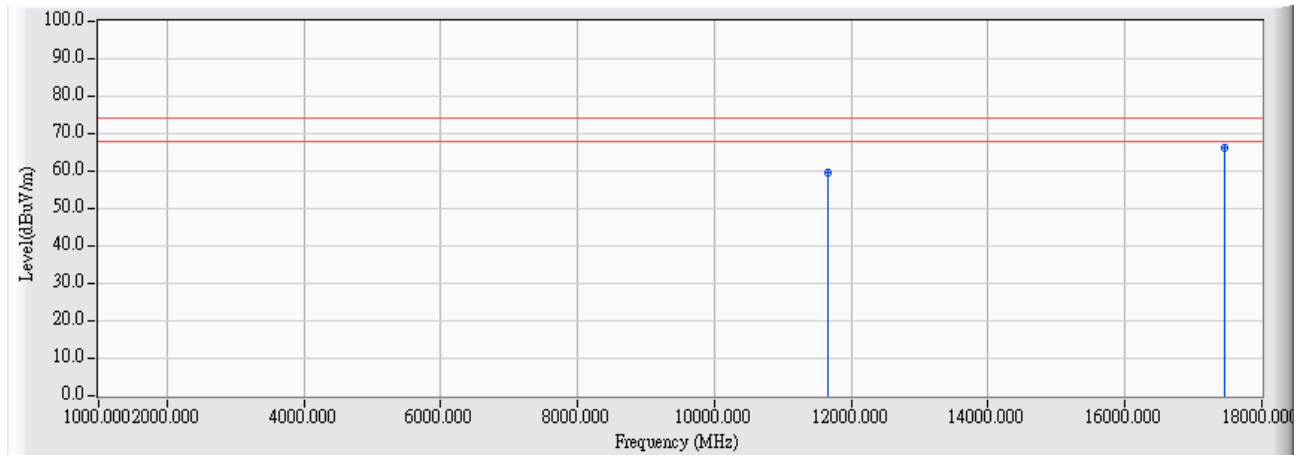


		Frequency (MHz)	Correct Factor (dB)	Reading Level (dBuV)	Measure Level (dBuV/m)	Margin (dB)	Limit (dBuV/m)	Detector Type
1		11589.000	23.764	24.737	48.500	-5.500	54.000	AVERAGE
2	*	17348.000	28.792	23.117	51.909	-2.091	54.000	AVERAGE

Note:

1. All Readings below 1GHz are Quasi-Peak, above 1GHz are performed with peak and/or average measurements as necessary.
2. Peak measurements: RBW = 1MHz, VBW = 1MHz, Sweep: Auto.
3. Average measurements: RBW = 1MHz, VBW = 10 Hz, Sweep: Auto.
4. “ * ”, means this data is the worst emission level.
5. “ # ”, means the frequency is out of the restricted band.
6. Measurement Level = Reading Level + Correct Factor.
7. The average measurement was not performed when the peak measured data under the limit of average detection.

Site : CB2-H	Time : 2017/04/10
Limit : FCC_SpartC_15.209_03M_PK	Margin : 6
Probe : CB2_FCC_EFS_B091_1-18GHz_3M_0117 - HORIZONTAL	Power : AC 120V / 60Hz
EUT : Lyra	Note : 802.11n(20M)_5825MHz Mode 1: Tx-AD2055320 Mode

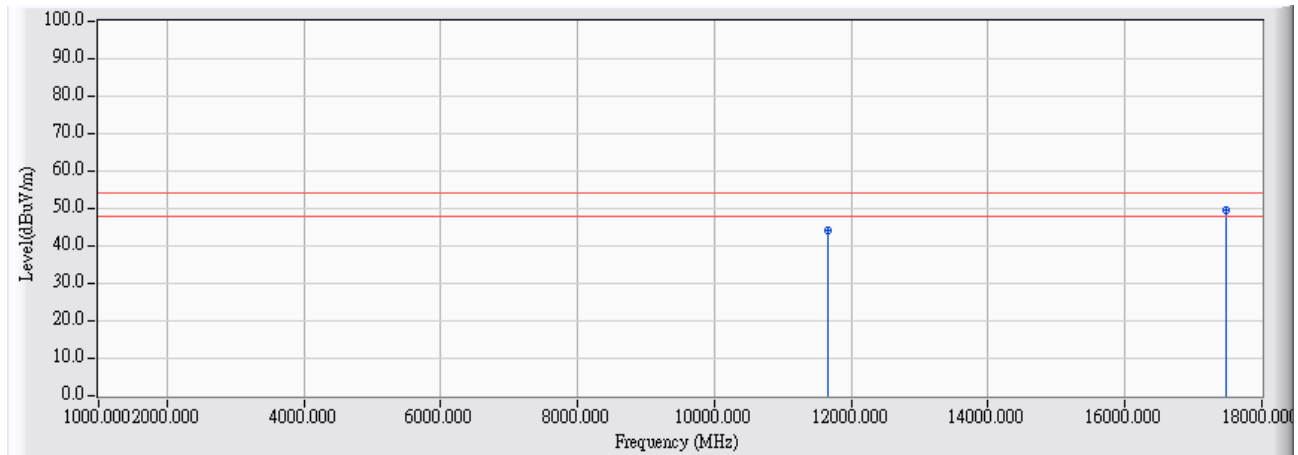


	Frequency (MHz)	Correct Factor (dB)	Reading Level (dBuV)	Measure Level (dBuV/m)	Margin (dB)	Limit (dBuV/m)	Detector Type
1	11663.000	23.924	35.800	59.725	-14.275	74.000	PEAK
2	* 17461.000	29.475	36.595	66.070	-7.930	74.000	PEAK

Note:

1. All Readings below 1GHz are Quasi-Peak, above 1GHz are performed with peak and/or average measurements as necessary.
2. Peak measurements: RBW = 1MHz, VBW = 1MHz, Sweep: Auto.
3. Average measurements: RBW = 1MHz, VBW = 10 Hz, Sweep: Auto.
4. “ * ”, means this data is the worst emission level.
5. “ # ”, means the frequency is out of the restricted band.
6. Measurement Level = Reading Level + Correct Factor.
7. The average measurement was not performed when the peak measured data under the limit of average detection.

Site : CB2-H	Time : 2017/04/10
Limit : FCC_SpartC_15.209_03M_AV	Margin : 6
Probe : CB2_FCC_EFS_B091_1-18GHz_3M_0117 - HORIZONTAL	Power : AC 120V / 60Hz
EUT : Lyra	Note : 802.11n(20M)_5825MHz Mode 1: Tx-AD2055320 Mode

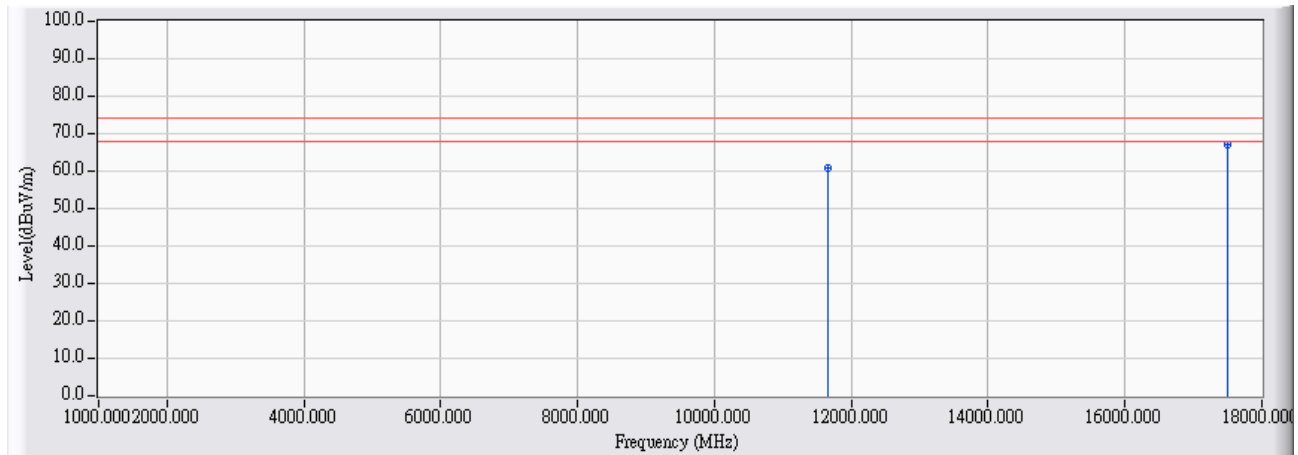


		Frequency (MHz)	Correct Factor (dB)	Reading Level (dBuV)	Measure Level (dBuV/m)	Margin (dB)	Limit (dBuV/m)	Detector Type
1		11649.000	23.895	20.180	44.074	-9.926	54.000	AVERAGE
2	*	17484.000	29.613	19.899	49.513	-4.487	54.000	AVERAGE

Note:

1. All Readings below 1GHz are Quasi-Peak, above 1GHz are performed with peak and/or average measurements as necessary.
2. Peak measurements: RBW = 1MHz, VBW = 1MHz, Sweep: Auto.
3. Average measurements: RBW = 1MHz, VBW = 10 Hz, Sweep: Auto.
4. “ * ”, means this data is the worst emission level.
5. “ # ”, means the frequency is out of the restricted band.
6. Measurement Level = Reading Level + Correct Factor.
7. The average measurement was not performed when the peak measured data under the limit of average detection.

Site : CB2-H	Time : 2017/04/10
Limit : FCC_SpartC_15.209_03M_PK	Margin : 6
Probe : CB2_FCC_EFS_B091_1-18GHz_3M_0117 - VERTICAL	Power : AC 120V / 60Hz
EUT : Lyra	Note : 802.11n(20M)_5825MHz Mode 1: Tx-AD2055320 Mode

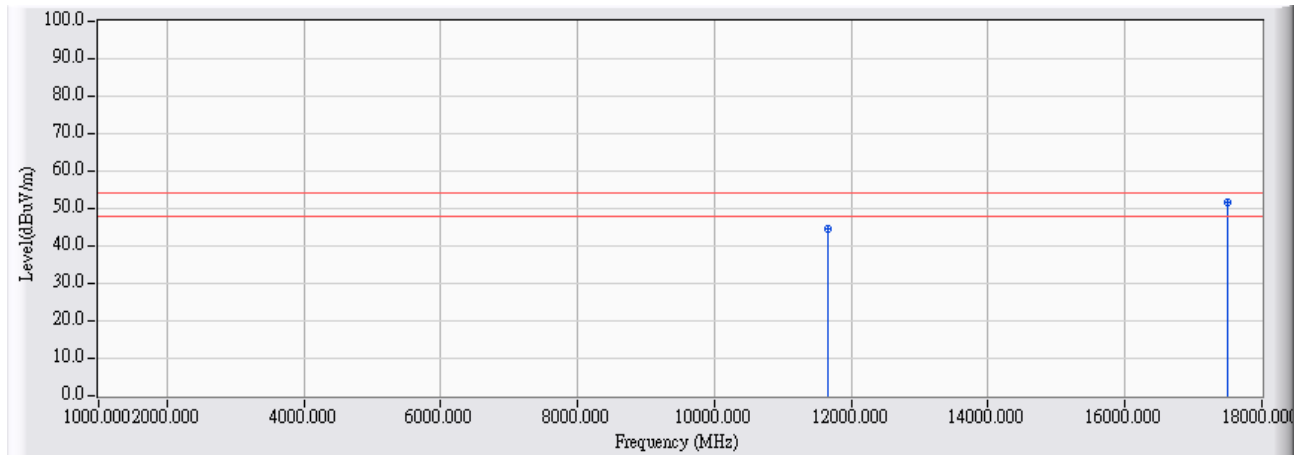


	Frequency (MHz)	Correct Factor (dB)	Reading Level (dBuV)	Measure Level (dBuV/m)	Margin (dB)	Limit (dBuV/m)	Detector Type
1	11653.000	23.903	36.872	60.775	-13.225	74.000	PEAK
2	* 17489.000	29.644	37.460	67.104	-6.896	74.000	PEAK

Note:

1. All Readings below 1GHz are Quasi-Peak, above 1GHz are performed with peak and/or average measurements as necessary.
2. Peak measurements: RBW = 1MHz, VBW = 1MHz, Sweep: Auto.
3. Average measurements: RBW = 1MHz, VBW = 10 Hz, Sweep: Auto.
4. “ * ”, means this data is the worst emission level.
5. “ # ”, means the frequency is out of the restricted band.
6. Measurement Level = Reading Level + Correct Factor.
7. The average measurement was not performed when the peak measured data under the limit of average detection.

Site : CB2-H	Time : 2017/04/10
Limit : FCC_SpartC_15.209_03M_AV	Margin : 6
Probe : CB2_FCC_EFS_B091_1-18GHz_3M_0117 - VERTICAL	Power : AC 120V / 60Hz
EUT : Lyra	Note : 802.11n(20M)_5825MHz Mode 1: Tx-AD2055320 Mode

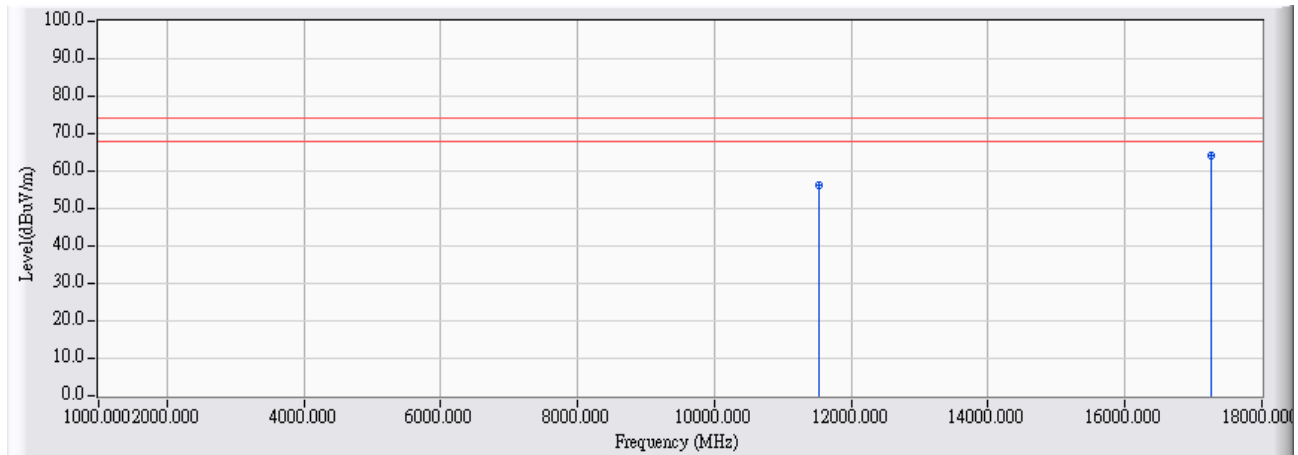


	Frequency (MHz)	Correct Factor (dB)	Reading Level (dBuV)	Measure Level (dBuV/m)	Margin (dB)	Limit (dBuV/m)	Detector Type
1	11653.000	23.903	20.578	44.481	-9.519	54.000	AVERAGE
2	* 17491.000	29.659	21.853	51.513	-2.487	54.000	AVERAGE

Note:

1. All Readings below 1GHz are Quasi-Peak, above 1GHz are performed with peak and/or average measurements as necessary.
2. Peak measurements: RBW = 1MHz, VBW = 1MHz, Sweep: Auto.
3. Average measurements: RBW = 1MHz, VBW = 10 Hz, Sweep: Auto.
4. “ * ”, means this data is the worst emission level.
5. “ # ”, means the frequency is out of the restricted band.
6. Measurement Level = Reading Level + Correct Factor.
7. The average measurement was not performed when the peak measured data under the limit of average detection.

Site : CB2-H	Time : 2017/04/10
Limit : FCC_SpartC_15.209_03M_PK	Margin : 6
Probe : CB2_FCC_EFS_B091_1-18GHz_3M_0117 - HORIZONTAL	Power : AC 120V / 60Hz
EUT : Lyra	Note : 802.11n(40M)_5755MHz Mode 1: Tx-AD2055320 Mode

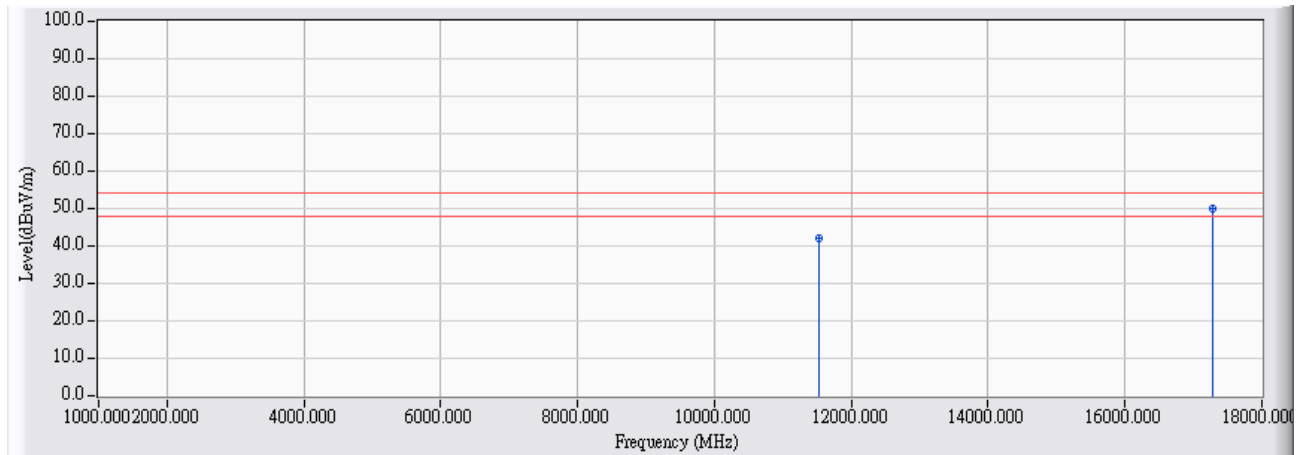


		Frequency (MHz)	Correct Factor (dB)	Reading Level (dBuV)	Measure Level (dBuV/m)	Margin (dB)	Limit (dBuV/m)	Detector Type
1		11527.000	23.628	32.485	56.113	-17.887	74.000	PEAK
2	*	17252.000	28.213	36.120	64.332	-9.668	74.000	PEAK

Note:

1. All Readings below 1GHz are Quasi-Peak, above 1GHz are performed with peak and/or average measurements as necessary.
2. Peak measurements: RBW = 1MHz, VBW = 1MHz, Sweep: Auto.
3. Average measurements: RBW = 1MHz, VBW = 10 Hz, Sweep: Auto.
4. “ * ”, means this data is the worst emission level.
5. “ # ”, means the frequency is out of the restricted band.
6. Measurement Level = Reading Level + Correct Factor.
7. The average measurement was not performed when the peak measured data under the limit of average detection.

Site : CB2-H	Time : 2017/04/10
Limit : FCC_SpartC_15.209_03M_AV	Margin : 6
Probe : CB2_FCC_EFS_B091_1-18GHz_3M_0117 - HORIZONTAL	Power : AC 120V / 60Hz
EUT : Lyra	Note : 802.11n(40M)_5755MHz Mode 1: Tx-AD2055320 Mode

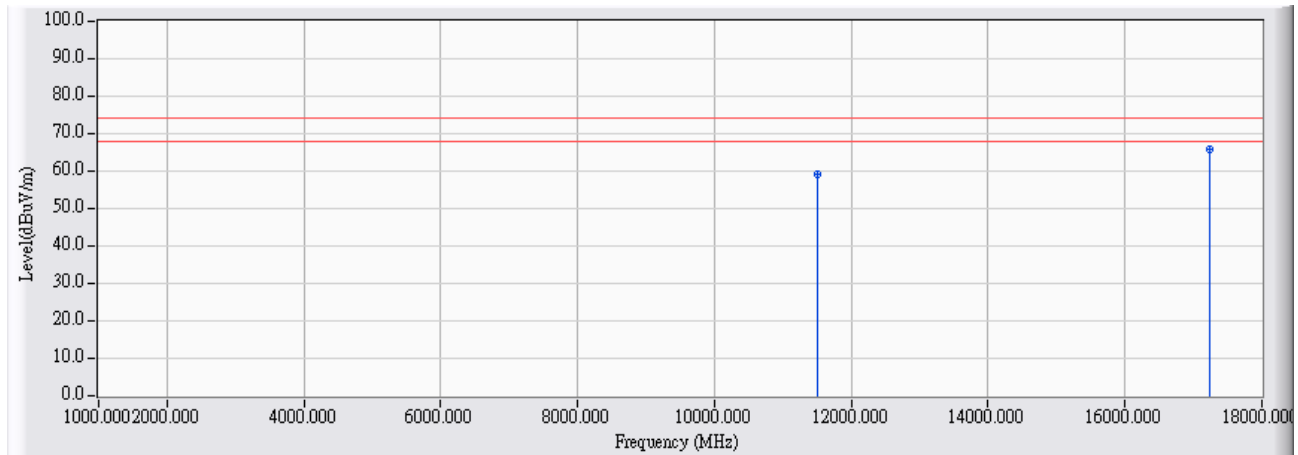


		Frequency (MHz)	Correct Factor (dB)	Reading Level (dBuV)	Measure Level (dBuV/m)	Margin (dB)	Limit (dBuV/m)	Detector Type
1		11522.000	23.617	18.391	42.008	-11.992	54.000	AVERAGE
2	*	17281.000	28.387	21.664	50.051	-3.949	54.000	AVERAGE

Note:

1. All Readings below 1GHz are Quasi-Peak, above 1GHz are performed with peak and/or average measurements as necessary.
2. Peak measurements: RBW = 1MHz, VBW = 1MHz, Sweep: Auto.
3. Average measurements: RBW = 1MHz, VBW = 10 Hz, Sweep: Auto.
4. “ * ”, means this data is the worst emission level.
5. “ # ”, means the frequency is out of the restricted band.
6. Measurement Level = Reading Level + Correct Factor.
7. The average measurement was not performed when the peak measured data under the limit of average detection.

Site : CB2-H	Time : 2017/04/10
Limit : FCC_SpartC_15.209_03M_PK	Margin : 6
Probe : CB2_FCC_EFS_B091_1-18GHz_3M_0117 - VERTICAL	Power : AC 120V / 60Hz
EUT : Lyra	Note : 802.11n(40M)_5755MHz Mode 1: Tx-AD2055320 Mode

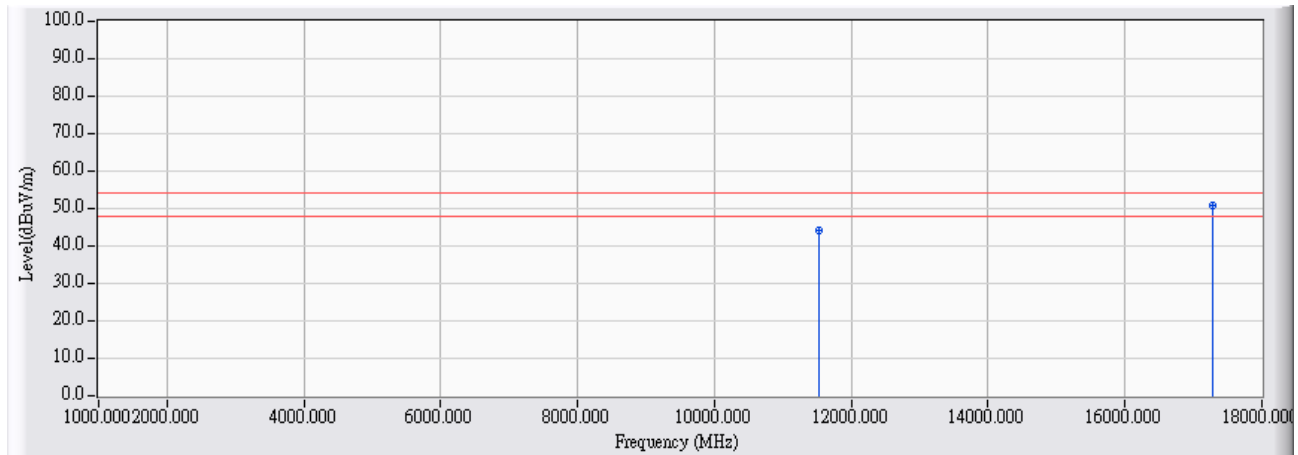


		Frequency (MHz)	Correct Factor (dB)	Reading Level (dBuV)	Measure Level (dBuV/m)	Margin (dB)	Limit (dBuV/m)	Detector Type
1		11496.000	23.556	35.674	59.230	-14.770	74.000	PEAK
2	*	17247.000	28.200	37.756	65.956	-8.044	74.000	PEAK

Note:

1. All Readings below 1GHz are Quasi-Peak, above 1GHz are performed with peak and/or average measurements as necessary.
2. Peak measurements: RBW = 1MHz, VBW = 1MHz, Sweep: Auto.
3. Average measurements: RBW = 1MHz, VBW = 10 Hz, Sweep: Auto.
4. “ * ”, means this data is the worst emission level.
5. “ # ”, means the frequency is out of the restricted band.
6. Measurement Level = Reading Level + Correct Factor.
7. The average measurement was not performed when the peak measured data under the limit of average detection.

Site : CB2-H	Time : 2017/04/10
Limit : FCC_SpartC_15.209_03M_AV	Margin : 6
Probe : CB2_FCC_EFS_B091_1-18GHz_3M_0117 - VERTICAL	Power : AC 120V / 60Hz
EUT : Lyra	Note : 802.11n(40M)_5755MHz Mode 1: Tx-AD2055320 Mode

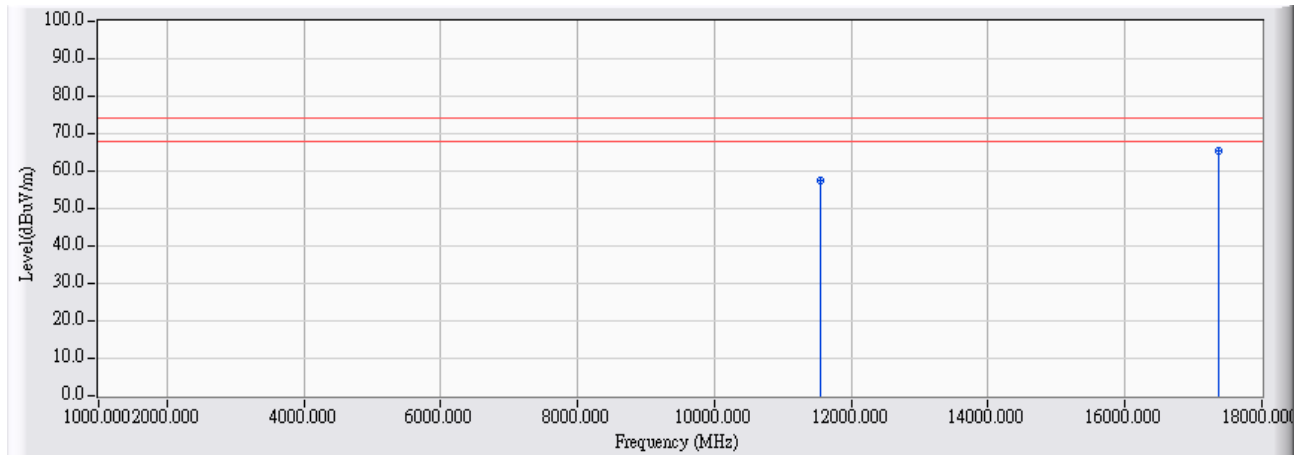


		Frequency (MHz)	Correct Factor (dB)	Reading Level (dBuV)	Measure Level (dBuV/m)	Margin (dB)	Limit (dBuV/m)	Detector Type
1		11522.000	23.617	20.365	43.982	-10.018	54.000	AVERAGE
2	*	17283.000	28.400	22.382	50.782	-3.218	54.000	AVERAGE

Note:

1. All Readings below 1GHz are Quasi-Peak, above 1GHz are performed with peak and/or average measurements as necessary.
2. Peak measurements: RBW = 1MHz, VBW = 1MHz, Sweep: Auto.
3. Average measurements: RBW = 1MHz, VBW = 10 Hz, Sweep: Auto.
4. “ * ”, means this data is the worst emission level.
5. “ # ”, means the frequency is out of the restricted band.
6. Measurement Level = Reading Level + Correct Factor.
7. The average measurement was not performed when the peak measured data under the limit of average detection.

Site : CB2-H	Time : 2017/04/10
Limit : FCC_SpartC_15.209_03M_PK	Margin : 6
Probe : CB2_FCC_EFS_B091_1-18GHz_3M_0117 - HORIZONTAL	Power : AC 120V / 60Hz
EUT : Lyra	Note : 802.11n(40M)_5795MHz Mode 1: Tx-AD2055320 Mode

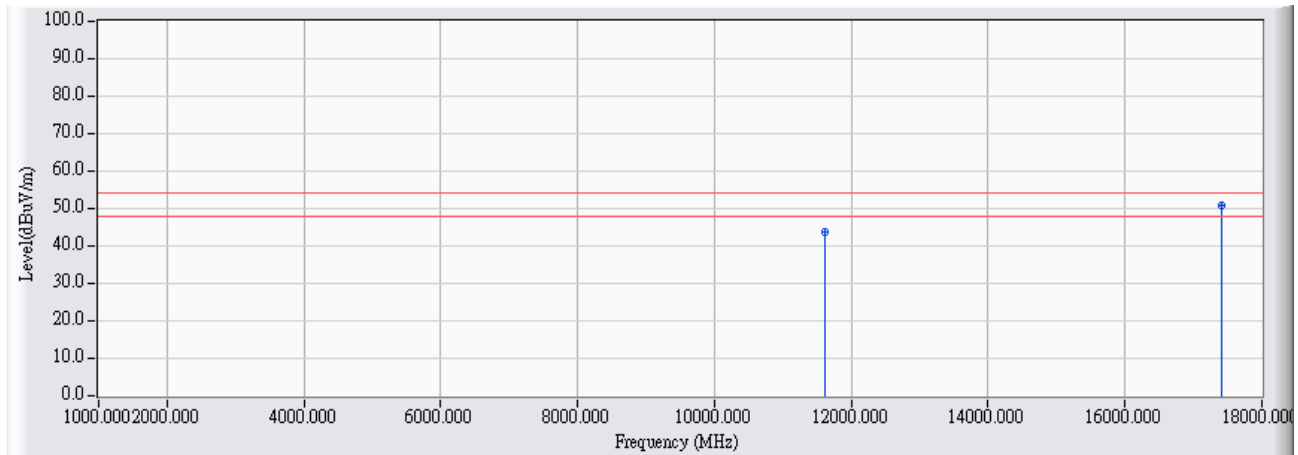


	Frequency (MHz)	Correct Factor (dB)	Reading Level (dBuV)	Measure Level (dBuV/m)	Margin (dB)	Limit (dBuV/m)	Detector Type
1	11556.000	23.691	33.725	57.416	-16.584	74.000	PEAK
2	* 17371.000	28.932	36.459	65.390	-8.610	74.000	PEAK

Note:

1. All Readings below 1GHz are Quasi-Peak, above 1GHz are performed with peak and/or average measurements as necessary.
2. Peak measurements: RBW = 1MHz, VBW = 1MHz, Sweep: Auto.
3. Average measurements: RBW = 1MHz, VBW = 10 Hz, Sweep: Auto.
4. “ * ”, means this data is the worst emission level.
5. “ # ”, means the frequency is out of the restricted band.
6. Measurement Level = Reading Level + Correct Factor.
7. The average measurement was not performed when the peak measured data under the limit of average detection.

Site : CB2-H	Time : 2017/04/10
Limit : FCC_SpartC_15.209_03M_AV	Margin : 6
Probe : CB2_FCC_EFS_B091_1-18GHz_3M_0117 - HORIZONTAL	Power : AC 120V / 60Hz
EUT : Lyra	Note : 802.11n(40M)_5795MHz Mode 1: Tx-AD2055320 Mode

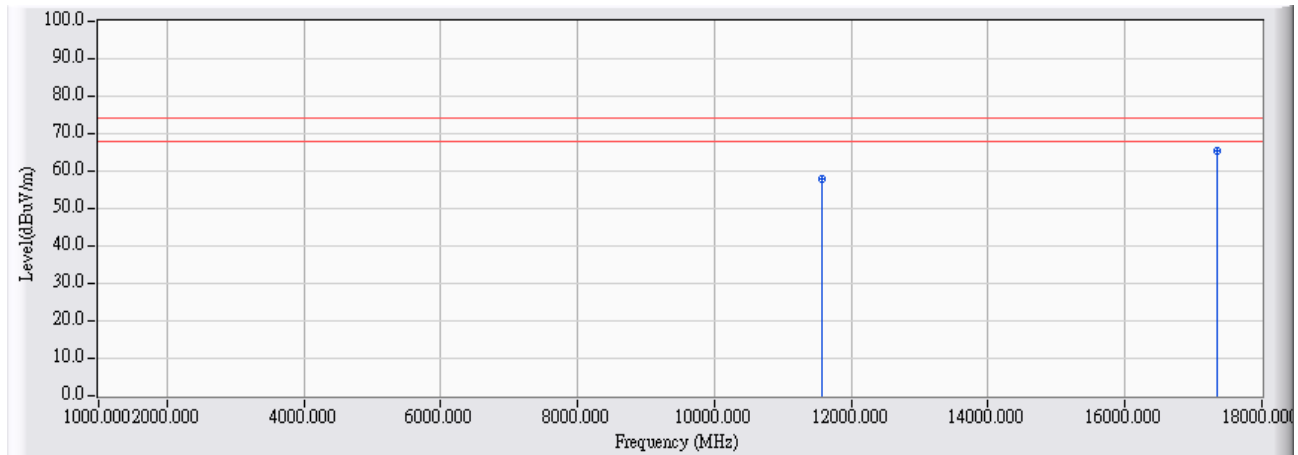


		Frequency (MHz)	Correct Factor (dB)	Reading Level (dBuV)	Measure Level (dBuV/m)	Margin (dB)	Limit (dBuV/m)	Detector Type
1		11622.000	23.836	19.908	43.743	-10.257	54.000	AVERAGE
2	*	17401.000	29.112	21.919	51.031	-2.969	54.000	AVERAGE

Note:

1. All Readings below 1GHz are Quasi-Peak, above 1GHz are performed with peak and/or average measurements as necessary.
2. Peak measurements: RBW = 1MHz, VBW = 1MHz, Sweep: Auto.
3. Average measurements: RBW = 1MHz, VBW = 10 Hz, Sweep: Auto.
4. “ * ”, means this data is the worst emission level.
5. “ # ”, means the frequency is out of the restricted band.
6. Measurement Level = Reading Level + Correct Factor.
7. The average measurement was not performed when the peak measured data under the limit of average detection.

Site : CB2-H	Time : 2017/04/10
Limit : FCC_SpartC_15.209_03M_PK	Margin : 6
Probe : CB2_FCC_EFS_B091_1-18GHz_3M_0117 - VERTICAL	Power : AC 120V / 60Hz
EUT : Lyra	Note : 802.11n(40M)_5795MHz Mode 1: Tx-AD2055320 Mode

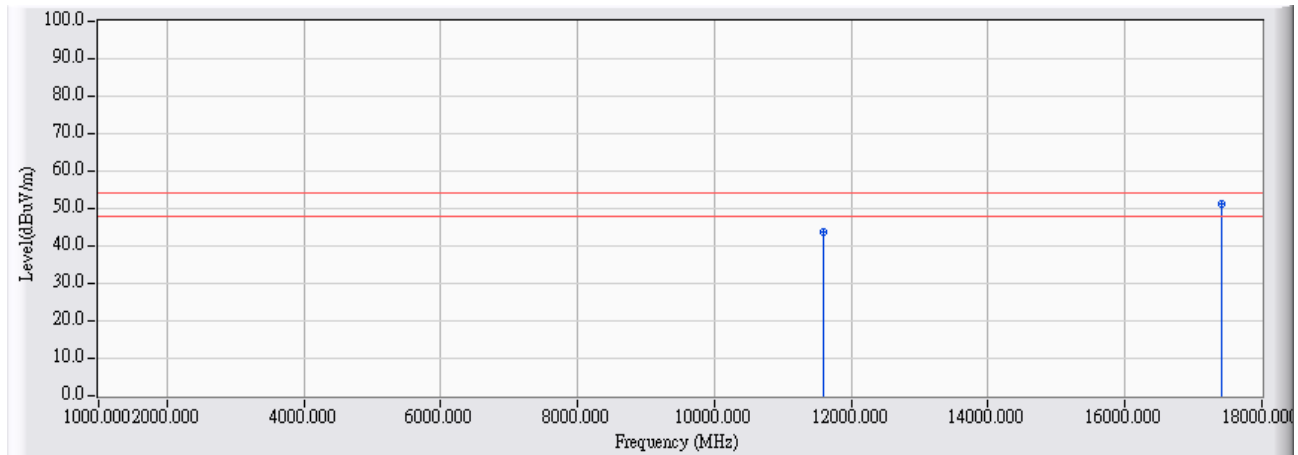


	Frequency (MHz)	Correct Factor (dB)	Reading Level (dBuV)	Measure Level (dBuV/m)	Margin (dB)	Limit (dBuV/m)	Detector Type
1	11564.000	23.710	34.158	57.867	-16.133	74.000	PEAK
2	* 17349.000	28.799	36.620	65.418	-8.582	74.000	PEAK

Note:

1. All Readings below 1GHz are Quasi-Peak, above 1GHz are performed with peak and/or average measurements as necessary.
2. Peak measurements: RBW = 1MHz, VBW = 1MHz, Sweep: Auto.
3. Average measurements: RBW = 1MHz, VBW = 10 Hz, Sweep: Auto.
4. “ * ”, means this data is the worst emission level.
5. “ # ”, means the frequency is out of the restricted band.
6. Measurement Level = Reading Level + Correct Factor.
7. The average measurement was not performed when the peak measured data under the limit of average detection.

Site : CB2-H	Time : 2017/04/10
Limit : FCC_SpartC_15.209_03M_AV	Margin : 6
Probe : CB2_FCC_EFS_B091_1-18GHz_3M_0117 - VERTICAL	Power : AC 120V / 60Hz
EUT : Lyra	Note : 802.11n(40M)_5795MHz Mode 1: Tx-AD2055320 Mode

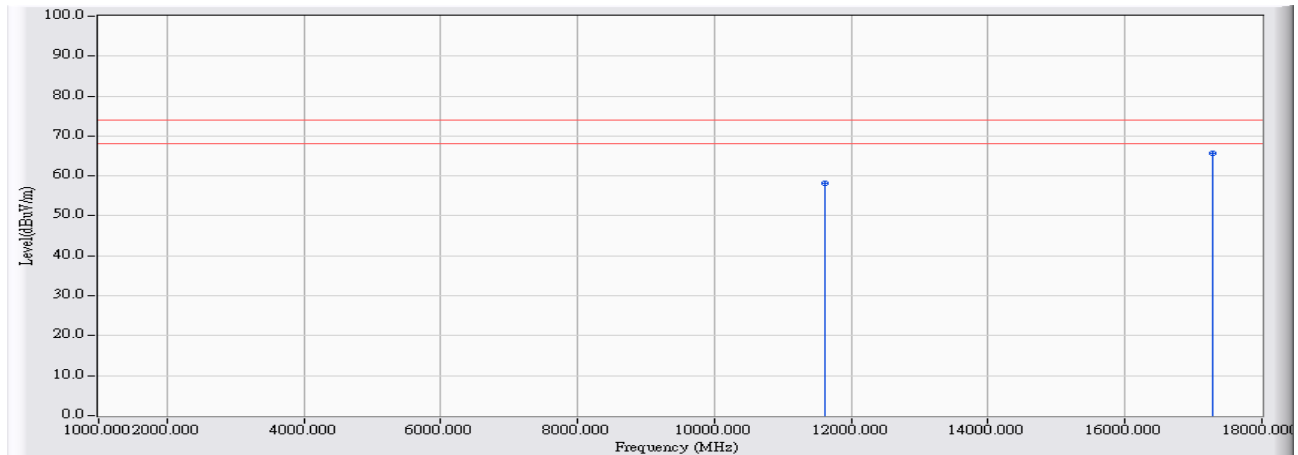


		Frequency (MHz)	Correct Factor (dB)	Reading Level (dBuV)	Measure Level (dBuV/m)	Margin (dB)	Limit (dBuV/m)	Detector Type
1		11589.000	23.764	19.873	43.636	-10.364	54.000	AVERAGE
2	*	17402.000	29.119	21.936	51.054	-2.946	54.000	AVERAGE

Note:

1. All Readings below 1GHz are Quasi-Peak, above 1GHz are performed with peak and/or average measurements as necessary.
2. Peak measurements: RBW = 1MHz, VBW = 1MHz, Sweep: Auto.
3. Average measurements: RBW = 1MHz, VBW = 10 Hz, Sweep: Auto.
4. “ * ”, means this data is the worst emission level.
5. “ # ”, means the frequency is out of the restricted band.
6. Measurement Level = Reading Level + Correct Factor.
7. The average measurement was not performed when the peak measured data under the limit of average detection.

Site : CB2-H	Time : 2017/04/13
Limit : FCC_SpartC_15.209_03M_PK	Margin : 6
Probe : CB2_FCC_EFS_B091_1-18GHz_3M_0117 - HORIZONTAL	Power : AC 120V / 60Hz
EUT : Lyra	Note : 802.11ac(80M)_5775MHz Mode 1: Tx-AD2055320 Mode

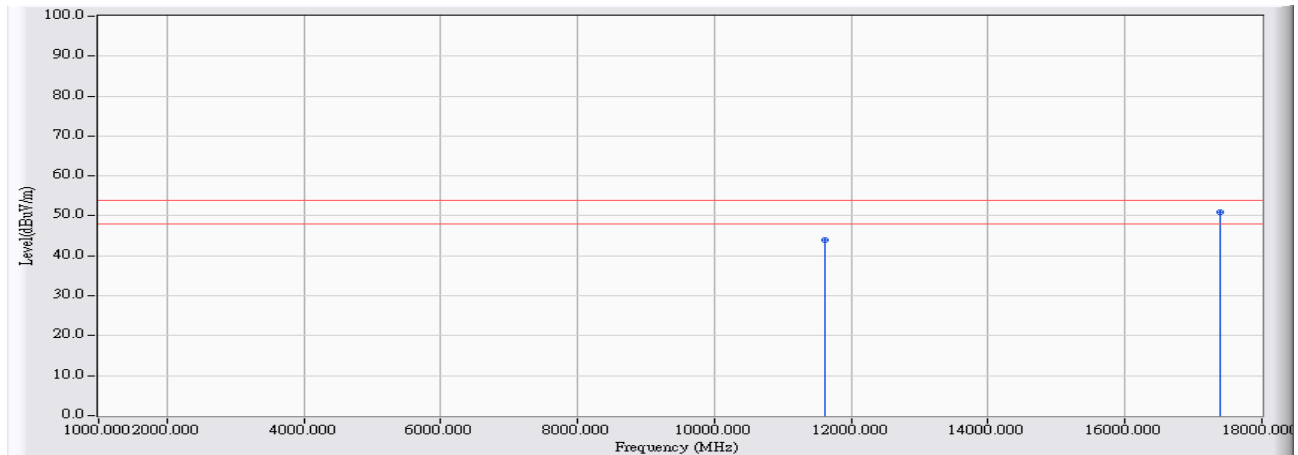


	Frequency (MHz)	Correct Factor (dB)	Reading Level (dBuV)	Measure Level (dBuV/m)	Margin (dB)	Limit (dBuV/m)	Detector Type
1	11605.000	21.383	36.796	58.179	-15.821	74.000	PEAK
2	* 17271.000	24.685	40.973	65.658	-8.342	74.000	PEAK

Note:

1. All Readings below 1GHz are Quasi-Peak, above 1GHz are performed with peak and/or average measurements as necessary.
2. Peak measurements: RBW = 1MHz, VBW = 1MHz, Sweep: Auto.
3. Average measurements: RBW = 1MHz, VBW = 10 Hz, Sweep: Auto.
4. “ * ”, means this data is the worst emission level.
5. “ # ”, means the frequency is out of the restricted band.
6. Measurement Level = Reading Level + Correct Factor.
7. The average measurement was not performed when the peak measured data under the limit of average detection.

Site : CB2-H	Time : 2017/04/13
Limit : FCC_SpartC_15.209_03M_AV	Margin : 6
Probe : CB2_FCC_EFS_B091_1-18GHz_3M_0117 - HORIZONTAL	Power : AC 120V / 60Hz
EUT : Lyra	Note : 802.11ac(80M)_5775MHz Mode 1: Tx-AD2055320 Mode

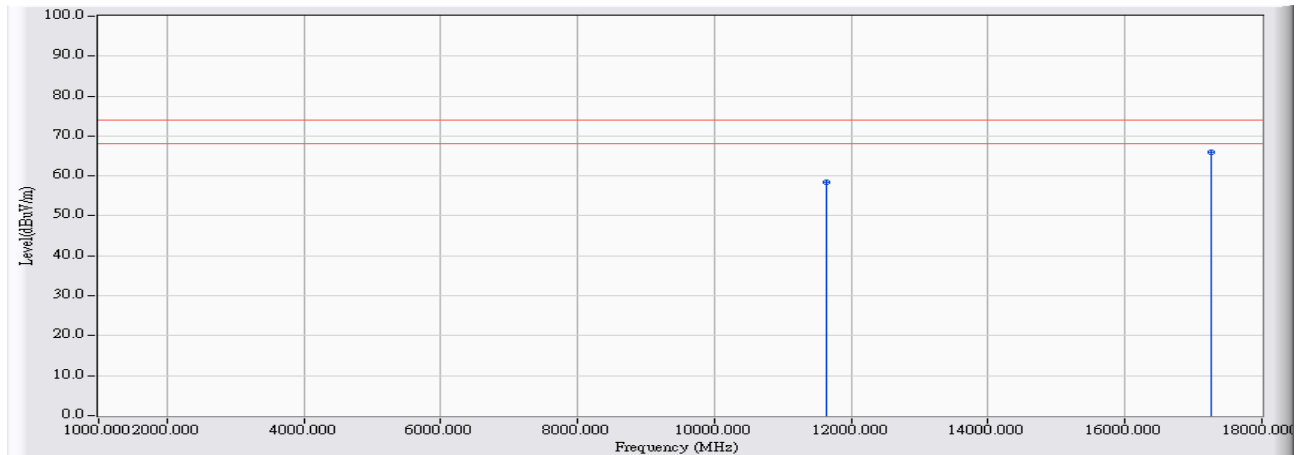


	Frequency (MHz)	Correct Factor (dB)	Reading Level (dBuV)	Measure Level (dBuV/m)	Margin (dB)	Limit (dBuV/m)	Detector Type
1	11613.000	21.389	22.451	43.841	-10.159	54.000	AVERAGE
2	* 17393.000	25.353	25.607	50.961	-3.039	54.000	AVERAGE

Note:

1. All Readings below 1GHz are Quasi-Peak, above 1GHz are performed with peak and/or average measurements as necessary.
2. Peak measurements: RBW = 1MHz, VBW = 1MHz, Sweep: Auto.
3. Average measurements: RBW = 1MHz, VBW = 10 Hz, Sweep: Auto.
4. “ * ”, means this data is the worst emission level.
5. “ # ”, means the frequency is out of the restricted band.
6. Measurement Level = Reading Level + Correct Factor.
7. The average measurement was not performed when the peak measured data under the limit of average detection.

Site : CB2-H	Time : 2017/04/13
Limit : FCC_SpartC_15.209_03M_PK	Margin : 6
Probe : CB2_FCC_EFS_B091_1-18GHz_3M_0117 - VERTICAL	Power : AC 120V / 60Hz
EUT : Lyra	Note : 802.11ac(80M)_5775MHz Mode 1: Tx-AD2055320 Mode

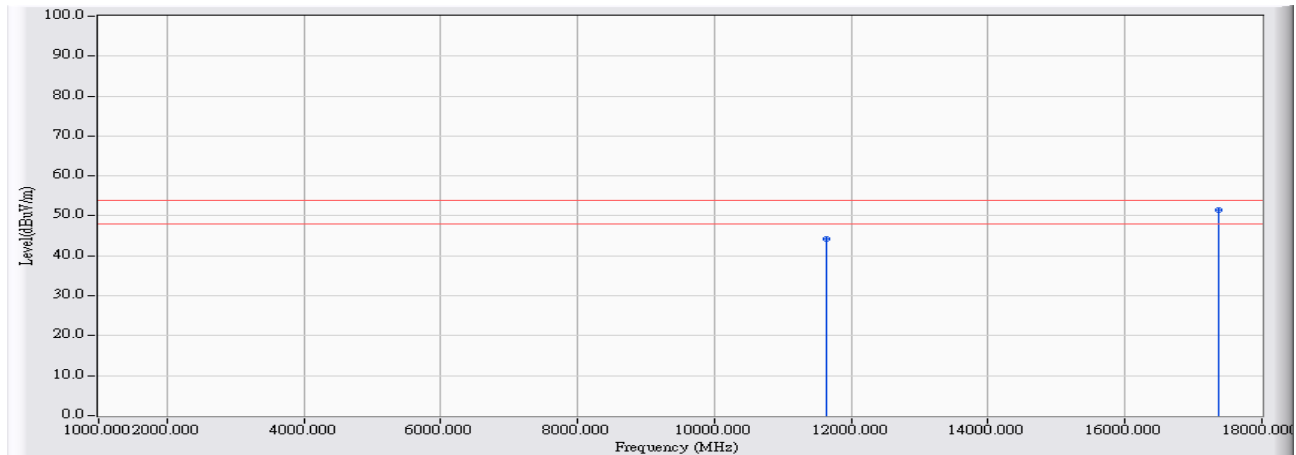


	Frequency (MHz)	Correct Factor (dB)	Reading Level (dBuV)	Measure Level (dBuV/m)	Margin (dB)	Limit (dBuV/m)	Detector Type
1	11633.000	21.405	37.152	58.558	-15.442	74.000	PEAK
2	* 17257.000	24.609	41.250	65.859	-8.141	74.000	PEAK

Note:

1. All Readings below 1GHz are Quasi-Peak, above 1GHz are performed with peak and/or average measurements as necessary.
2. Peak measurements: RBW = 1MHz, VBW = 1MHz, Sweep: Auto.
3. Average measurements: RBW = 1MHz, VBW = 10 Hz, Sweep: Auto.
4. “ * ”, means this data is the worst emission level.
5. “ # ”, means the frequency is out of the restricted band.
6. Measurement Level = Reading Level + Correct Factor.
7. The average measurement was not performed when the peak measured data under the limit of average detection.

Site : CB2-H	Time : 2017/04/13
Limit : FCC_SpartC_15.209_03M_AV	Margin : 6
Probe : CB2_FCC_EFS_B091_1-18GHz_3M_0117 - VERTICAL	Power : AC 120V / 60Hz
EUT : Lyra	Note : 802.11ac(80M)_5775MHz Mode 1: Tx-AD2055320 Mode



		Frequency (MHz)	Correct Factor (dB)	Reading Level (dBuV)	Measure Level (dBuV/m)	Margin (dB)	Limit (dBuV/m)	Detector Type
1		11628.000	21.401	22.835	44.237	-9.763	54.000	AVERAGE
2	*	17374.000	25.250	26.239	51.489	-2.511	54.000	AVERAGE

Note:

1. All Readings below 1GHz are Quasi-Peak, above 1GHz are performed with peak and/or average measurements as necessary.
2. Peak measurements: RBW = 1MHz, VBW = 1MHz, Sweep: Auto.
3. Average measurements: RBW = 1MHz, VBW = 10 Hz, Sweep: Auto.
4. “ * ”, means this data is the worst emission level.
5. “ # ”, means the frequency is out of the restricted band.
6. Measurement Level = Reading Level + Correct Factor.
7. The average measurement was not performed when the peak measured data under the limit of average detection.

7. Band Edge

7.1. Test Equipment

The following test equipments are used during the band edge tests:

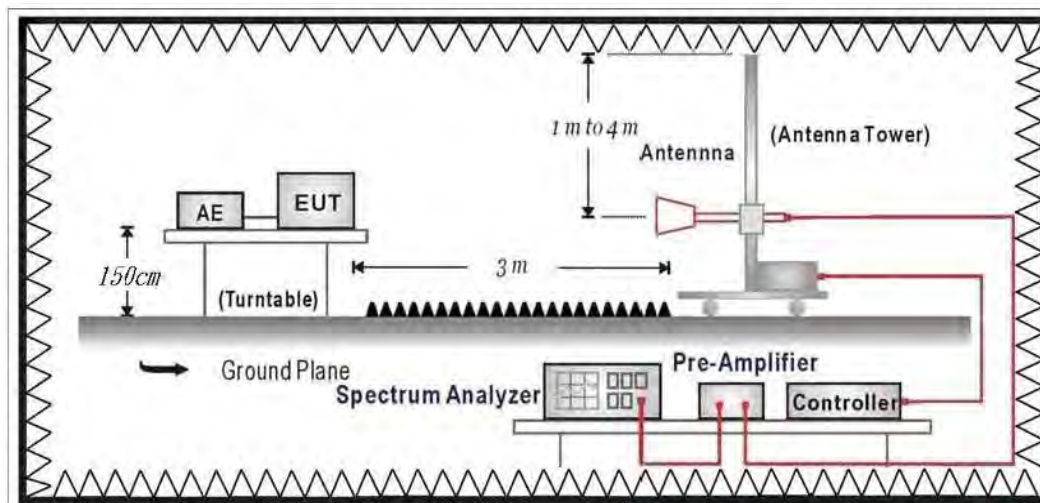
Band Edge / CB2-H

Instrument	Manufacturer	Model No.	Serial No	Next Cal. Date
Bilog Antenna	Schaffner	CBL6112B	2891	2017/08/14
Horn Antenna	Schwarzbeck	BBHA 9120	D312	2017/10/25
Pre-Amplifier	EMCI	EMC0031835	980233	2018/02/02
Pre-Amplifier	Schwarzbeck	DBL-1840N506	013	2017/09/29
Pre-Amplifier	Miteq	JS41-001040000-58-5P	1573954	2017/10/04
Horn Antenna	Schwarzbeck	BBHA 9170	203	2017/08/28
Signal & Spectrum Analyzer	R&S	FSV40	101049	2018/01/22

Note: All equipments that need to calibrate are with calibration period of 1 year.

7.2. Test Setup

RF Radiated Measurement:



7.3. Limits

➤ General Radiated Emission Limits

The provisions of Section 15.205 of this part apply to intentional radiators operating under this section. Radiated emissions which fall in the restricted bands, as defined in Section 15.205, must also comply with the radiated emission limits specified in Section 15.209:

FCC Part 15 Subpart C Paragraph 15.209 Limits		
Frequency MHz	uV/m @3m	dBuV/m@3m
30-88	100	40
88-216	150	43.5
216-960	200	46
Above 960	500	54

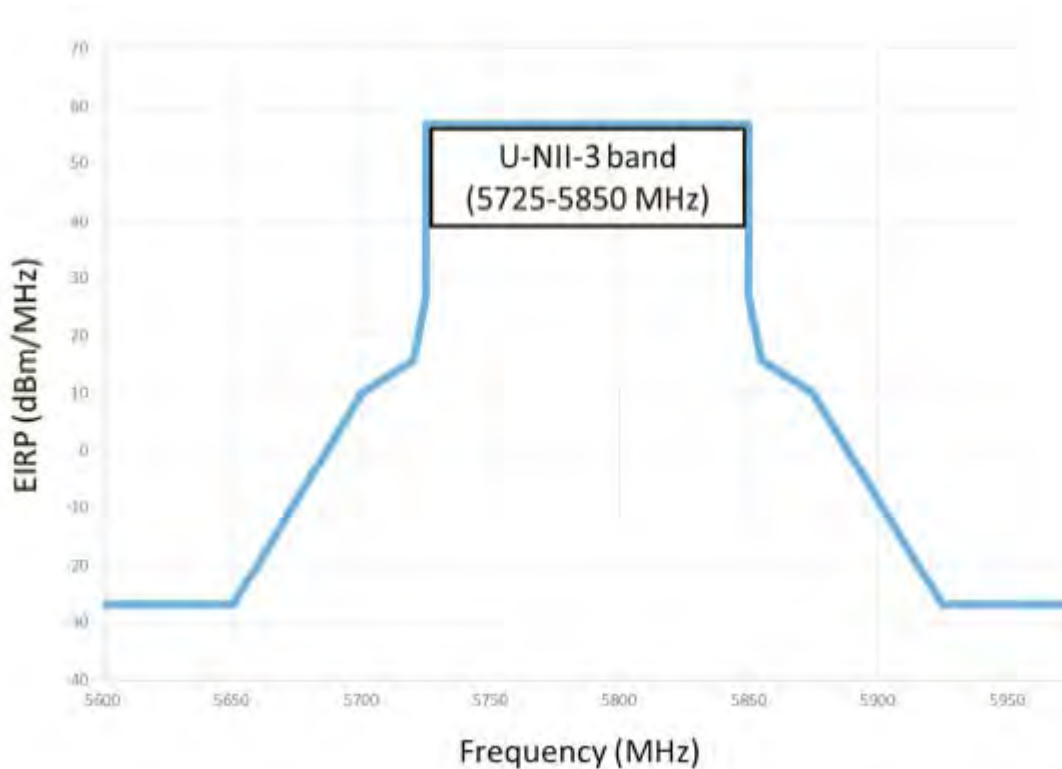
Remark:

1. RF Voltage (dBuV) = 20 log RF Voltage (uV)
2. In the Above Table, the tighter limit applies at the band edges.
3. Distance refers to the distance in meters between the measuring instrument antenna and the closed point of any part of the device or system.

➤ Unwanted Emission out of the restricted bands Limits

FCC Part 15 Subpart E Paragraph 15.407(b) Limits		
Frequency (MHz)	EIRP Limit (dBm)	Equivalent Field Strength (dBuV/m@3m)
5150~5250	-27	68.3
5250~5350	-27	68.3
5470~5725	-27	68.3
5725~5850	-27 (Note1)	68.3
	-17 (Note2)	78.3

4. For transmitters operating in the 5.725-5.85 GHz band
- (i) All emissions shall be limited to a level of -27 dBm/MHz at 75 MHz or more above or below the band edge increasing linearly to 10 dBm/MHz at 25 MHz above or below the band edge, and from 25 MHz above or below the band edge increasing linearly to a level of 15.6 dBm/MHz at 5 MHz above or below the band edge, and from 5 MHz above or below the band edge increasing linearly to a level of 27dBm/MHz at the band edge.
 - (ii) Devices certified before March 2, 2017 with antenna gain greater than 10 dBi may demonstrate compliance with the emission limits in Section 15.247(d), but manufacturing, marketing and importing of devices certified under this alternative must cease by March 2, 2018. Devices certified before March 2, 2018 with antenna gain of 10 dBi or less may demonstrate compliance with the emission limits in Section 15.247(d), but manufacturing, marketing and importing of devices certified under this alternative must cease before March 2, 2020.



Remark:

1. For frequencies more than 10 MHz above or below the band edges.
2. For frequency range from the band edges to 10 MHz above or below the band edges.
3.
$$uV/m = \frac{1000000 \sqrt{30 \times EIRP}}{3}$$
 , RF Voltage (dBuV/m) = 20 log RF Voltage (uV/m)

7.4. Test Procedure

The EUT and its simulators are placed on a turn table which is 1.5 meter above ground. The turn table can rotate 360 degrees to determine the position of the maximum emission level. The EUT was positioned such that the distance from antenna to the EUT was 3 meters.

The antenna can move up and down between 1 meter and 4 meters to find out the maximum emission level.

Both horizontal and vertical polarization of the antenna are set on measurement. In order to find the maximum emission, all of the interface cables must be manipulated according to ANSI C63.10: 2013 on radiated measurement.

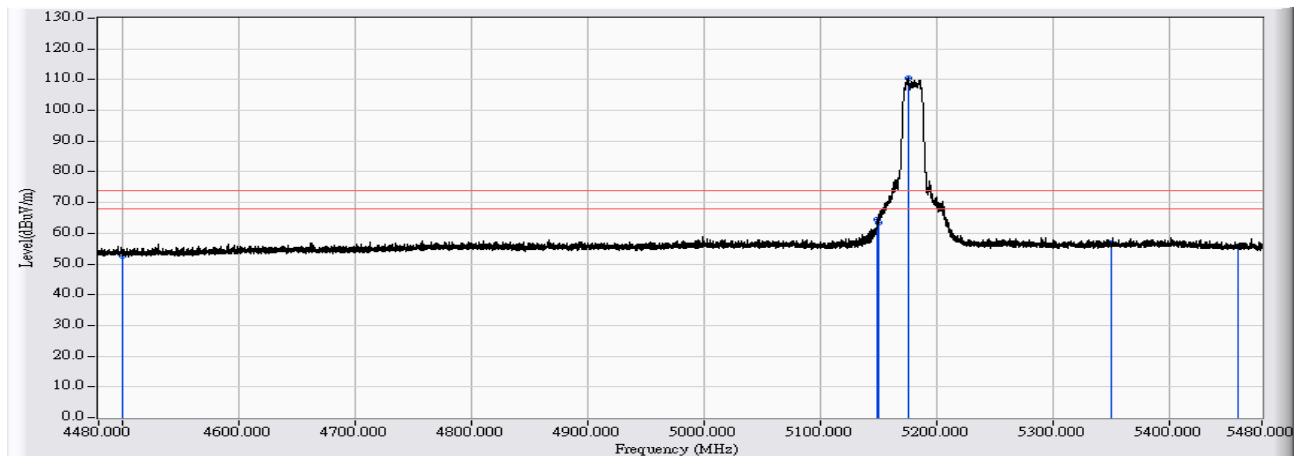
The bandwidth below 1GHz setting on the field strength meter is 120 KHz, above 1GHz are 1 MHz.

7.5. Uncertainty

The measurement uncertainty is defined as $\pm 3.65\text{dB}$

7.6. Test Result

Site : CB2-H	Time : 2017/04/08
Limit : FCC_SpartC_15.209_03M_PK	Margin : 6
Probe : CB2_FCC_EFS_B091_1-18GHz_3M_0117 - HORIZONTAL	Power : AC 120V / 60Hz
EUT : Lyra	Note : 802.11a_5180MHz Mode 1: Tx-AD2055320 Mode

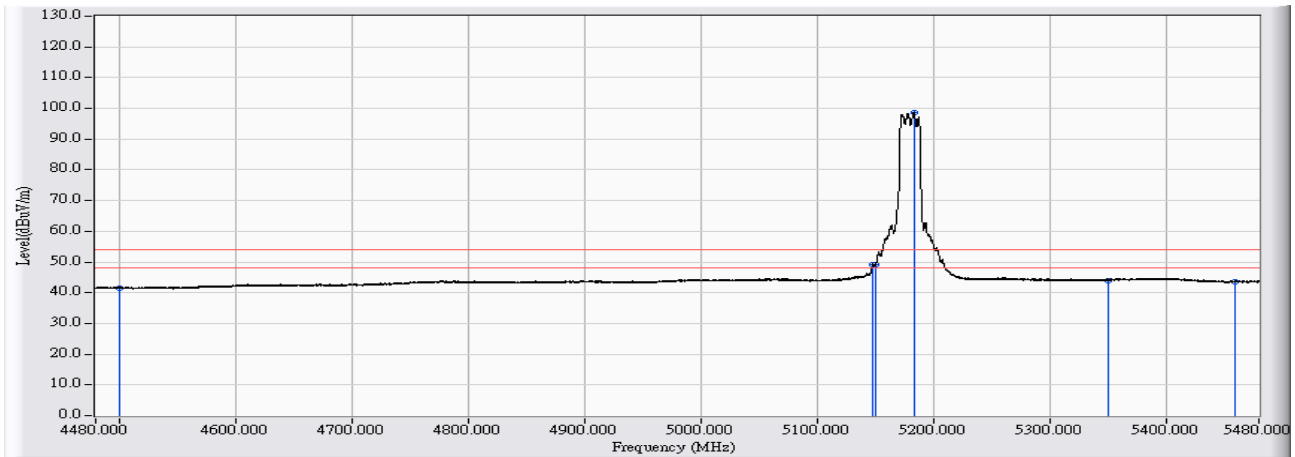


	Frequency (MHz)	Correct Factor (dB)	Reading Level (dBuV)	Measure Level (dBuV/m)	Margin (dB)	Limit (dBuV/m)	Detector Type
1	4500.000	22.576	30.119	52.695	-21.305	74.000	PEAK
2	5149.233	24.235	40.139	64.374	-9.626	74.000	PEAK
3	5150.000	24.238	39.180	63.418	-10.582	74.000	PEAK
4	* 5175.830	24.314	86.028	110.342	36.342	74.000	PEAK
5	5350.000	24.351	32.355	56.706	-17.294	74.000	PEAK
6	5460.000	24.287	31.380	55.667	-18.333	74.000	PEAK

Note:

1. All readings above 1GHz are performed with peak and/or average measurements as necessary.
2. Peak measurements: RBW = 1MHz, VBW = 1MHz, Sweep: Auto.
3. Average measurements: RBW = 1MHz, VBW = 10 Hz, Sweep: Auto.
4. “ * ”, means this data is the worst emission level.
5. Measurement Level = Reading Level + Correct Factor.
6. The average measurement was not performed when the peak measured data under the limit of average detection.

Site : CB2-H	Time : 2017/04/08
Limit : FCC_SpartC_15.209_03M_AV	Margin : 6
Probe : CB2_FCC_EFS_B091_1-18GHz_3M_0117 - HORIZONTAL	Power : AC 120V / 60Hz
EUT : Lyra	Note : 802.11a_5180MHz Mode 1: Tx-AD2055320 Mode

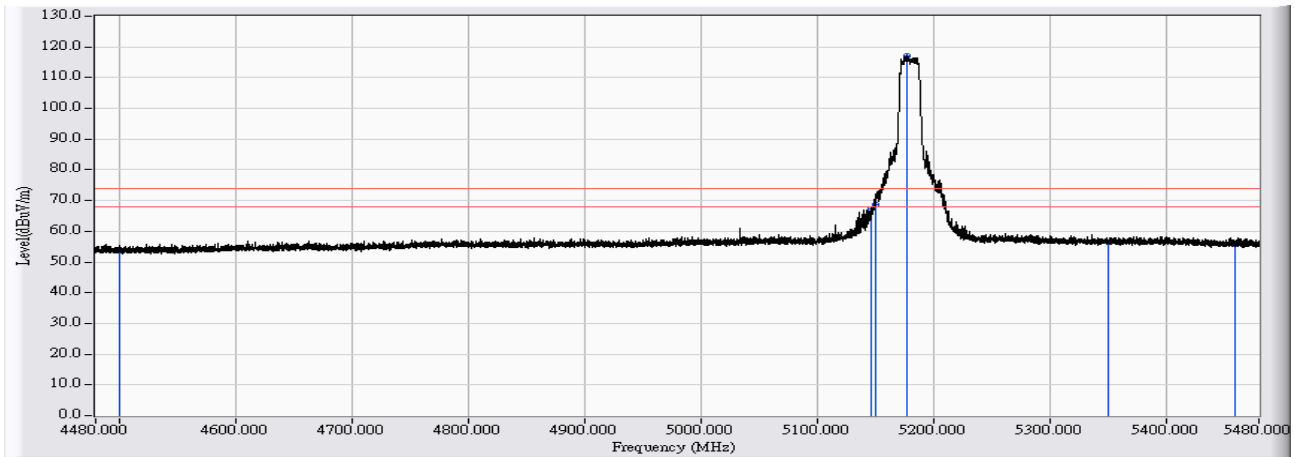


	Frequency (MHz)	Correct Factor (dB)	Reading Level (dBuV)	Measure Level (dBuV/m)	Margin (dB)	Limit (dBuV/m)	Detector Type
1	4500.000	22.576	18.957	41.533	-12.467	54.000	AVERAGE
2	5148.233	24.232	24.895	49.128	-4.872	54.000	AVERAGE
3	5150.000	24.238	24.807	49.045	-4.955	54.000	AVERAGE
4	* 5183.230	24.337	74.398	98.734	44.734	54.000	AVERAGE
5	5350.000	24.351	19.722	44.073	-9.927	54.000	AVERAGE
6	5460.000	24.287	19.242	43.529	-10.471	54.000	AVERAGE

Note:

1. All readings above 1GHz are performed with peak and/or average measurements as necessary.
2. Peak measurements: RBW = 1MHz, VBW = 1MHz, Sweep: Auto.
3. Average measurements: RBW = 1MHz, VBW = 10 Hz, Sweep: Auto.
4. “ * ”, means this data is the worst emission level.
5. Measurement Level = Reading Level + Correct Factor.
6. The average measurement was not performed when the peak measured data under the limit of average detection.

Site : CB2-H	Time : 2017/04/07
Limit : FCC_SpartC_15.209_03M_PK	Margin : 6
Probe : CB2_FCC_EFS_B091_1-18GHz_3M_0117 - VERTICAL	Power : AC 120V / 60Hz
EUT : Lyra	Note : 802.11a_5180MHz Mode 1: Tx-AD2055320 Mode

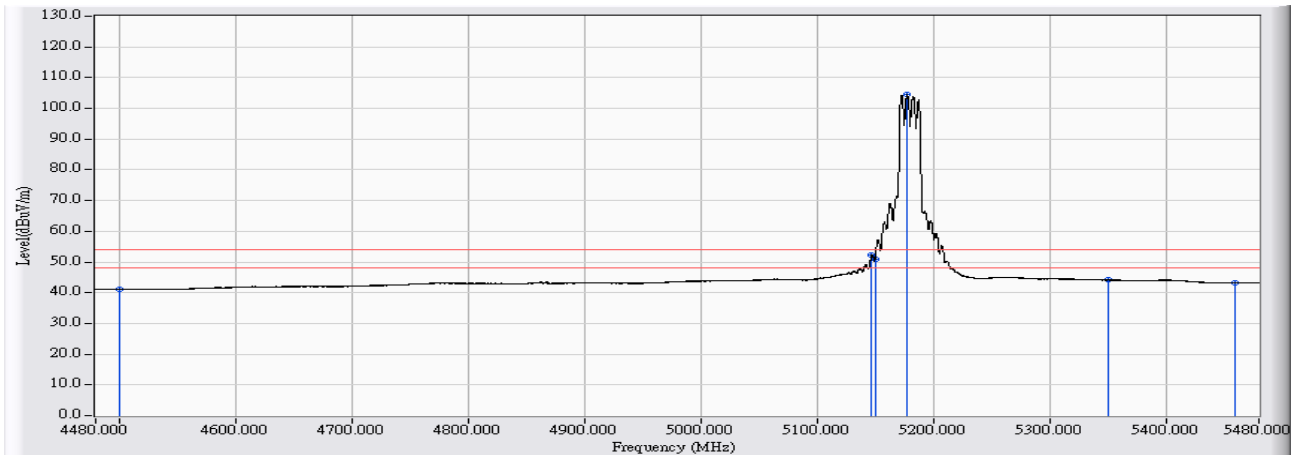


	Frequency (MHz)	Correct Factor (dB)	Reading Level (dBuV)	Measure Level (dBuV/m)	Margin (dB)	Limit (dBuV/m)	Detector Type
1	4500.000	22.576	31.086	53.662	-20.338	74.000	PEAK
2	5146.033	24.225	42.921	67.147	-6.853	74.000	PEAK
3	5150.000	24.238	44.380	68.618	-5.382	74.000	PEAK
4	* 5176.930	24.317	92.830	117.147	43.147	74.000	PEAK
5	5350.000	24.351	32.057	56.408	-17.592	74.000	PEAK
6	5460.000	24.287	31.516	55.803	-18.197	74.000	PEAK

Note:

1. All readings above 1GHz are performed with peak and/or average measurements as necessary.
2. Peak measurements: RBW = 1MHz, VBW = 1MHz, Sweep: Auto.
3. Average measurements: RBW = 1MHz, VBW = 10 Hz, Sweep: Auto.
4. “ * ”, means this data is the worst emission level.
5. Measurement Level = Reading Level + Correct Factor.
6. The average measurement was not performed when the peak measured data under the limit of average detection.

Site : CB2-H	Time : 2017/04/07
Limit : FCC_SpartC_15.209_03M_AV	Margin : 6
Probe : CB2_FCC_EFS_B091_1-18GHz_3M_0117 - VERTICAL	Power : AC 120V / 60Hz
EUT : Lyra	Note : 802.11a_5180MHz Mode 1: Tx-AD2055320 Mode

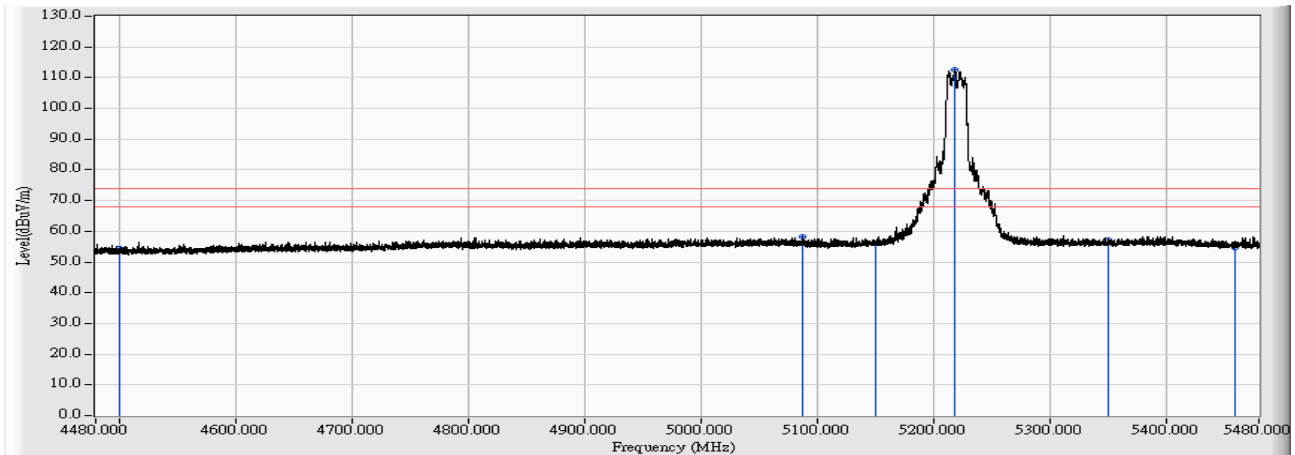


	Frequency (MHz)	Correct Factor (dB)	Reading Level (dBuV)	Measure Level (dBuV/m)	Margin (dB)	Limit (dBuV/m)	Detector Type
1	4500.000	22.576	18.636	41.212	-12.788	54.000	AVERAGE
2	5147.233	24.230	28.079	52.309	-1.691	54.000	AVERAGE
3	5150.000	24.238	26.798	51.036	-2.964	54.000	AVERAGE
4	* 5177.530	24.319	80.098	104.417	50.417	54.000	AVERAGE
5	5350.000	24.351	19.788	44.139	-9.861	54.000	AVERAGE
6	5460.000	24.287	18.853	43.140	-10.860	54.000	AVERAGE

Note:

1. All readings above 1GHz are performed with peak and/or average measurements as necessary.
2. Peak measurements: RBW = 1MHz, VBW = 1MHz, Sweep: Auto.
3. Average measurements: RBW = 1MHz, VBW = 10 Hz, Sweep: Auto.
4. “ * ”, means this data is the worst emission level.
5. Measurement Level = Reading Level + Correct Factor.
6. The average measurement was not performed when the peak measured data under the limit of average detection.

Site : CB2-H	Time : 2017/04/08
Limit : FCC_SpartC_15.209_03M_PK	Margin : 6
Probe : CB2_FCC_EFS_B091_1-18GHz_3M_0117 - HORIZONTAL	Power : AC 120V / 60Hz
EUT : Lyra	Note : 802.11a_5220MHz Mode 1: Tx-AD2055320 Mode

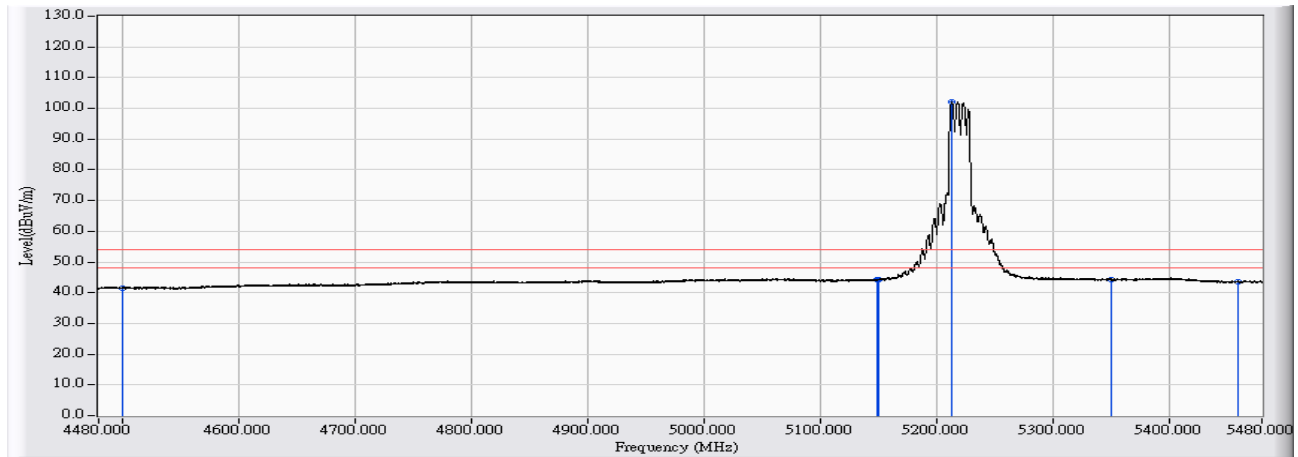


	Frequency (MHz)	Correct Factor (dB)	Reading Level (dBuV)	Measure Level (dBuV/m)	Margin (dB)	Limit (dBuV/m)	Detector Type
1	4500.000	22.576	31.707	54.283	-19.717	74.000	PEAK
2	5087.839	24.073	34.216	58.290	-15.710	74.000	PEAK
3	5150.000	24.238	31.743	55.981	-18.019	74.000	PEAK
4	* 5218.426	24.322	88.102	112.424	38.424	74.000	PEAK
5	5350.000	24.351	32.951	57.302	-16.698	74.000	PEAK
6	5460.000	24.287	30.584	54.871	-19.129	74.000	PEAK

Note:

1. All readings above 1GHz are performed with peak and/or average measurements as necessary.
2. Peak measurements: RBW = 1MHz, VBW = 1MHz, Sweep: Auto.
3. Average measurements: RBW = 1MHz, VBW = 10 Hz, Sweep: Auto.
4. “ * ”, means this data is the worst emission level.
5. Measurement Level = Reading Level + Correct Factor.
6. The average measurement was not performed when the peak measured data under the limit of average detection.

Site : CB2-H	Time : 2017/04/08
Limit : FCC_SpartC_15.209_03M_AV	Margin : 6
Probe : CB2_FCC_EFS_B091_1-18GHz_3M_0117 - HORIZONTAL	Power : AC 120V / 60Hz
EUT : Lyra	Note : 802.11a_5220MHz Mode 1: Tx-AD2055320 Mode

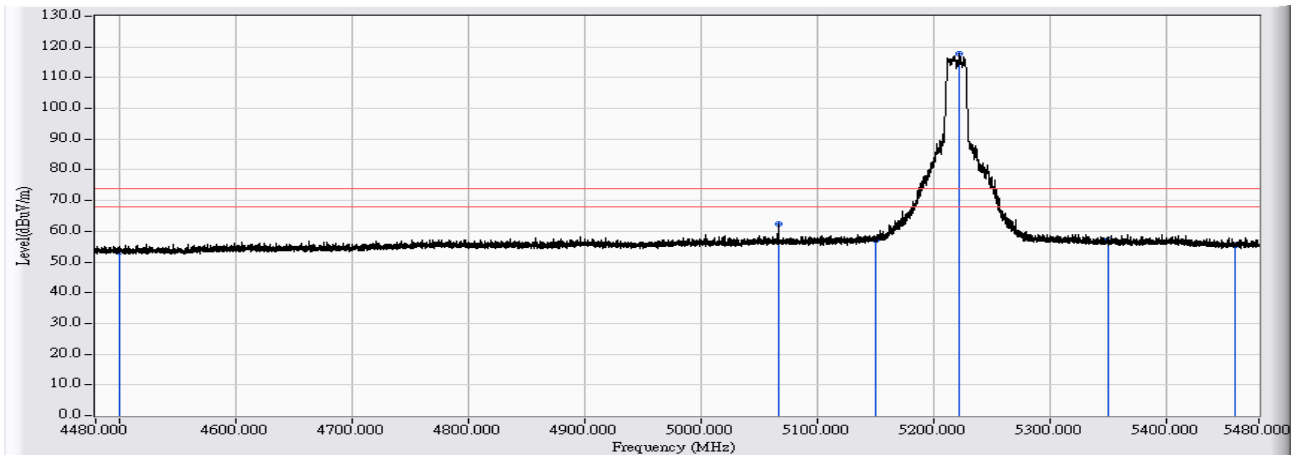


	Frequency (MHz)	Correct Factor (dB)	Reading Level (dBuV)	Measure Level (dBuV/m)	Margin (dB)	Limit (dBuV/m)	Detector Type
1	4500.000	22.576	18.933	41.509	-12.491	54.000	AVERAGE
2	5148.633	24.233	20.055	44.289	-9.711	54.000	AVERAGE
3	5150.000	24.238	19.988	44.226	-9.774	54.000	AVERAGE
4	* 5213.427	24.339	77.839	102.178	48.178	54.000	AVERAGE
5	5350.000	24.351	19.864	44.215	-9.785	54.000	AVERAGE
6	5460.000	24.287	19.142	43.429	-10.571	54.000	AVERAGE

Note:

1. All readings above 1GHz are performed with peak and/or average measurements as necessary.
2. Peak measurements: RBW = 1MHz, VBW = 1MHz, Sweep: Auto.
3. Average measurements: RBW = 1MHz, VBW = 10 Hz, Sweep: Auto.
4. “ * ”, means this data is the worst emission level.
5. Measurement Level = Reading Level + Correct Factor.
6. The average measurement was not performed when the peak measured data under the limit of average detection.

Site : CB2-H	Time : 2017/04/08
Limit : FCC_SpartC_15.209_03M_PK	Margin : 6
Probe : CB2_FCC_EFS_B091_1-18GHz_3M_0117 - VERTICAL	Power : AC 120V / 60Hz
EUT : Lyra	Note : 802.11a_5220MHz Mode 1: Tx-AD2055320 Mode

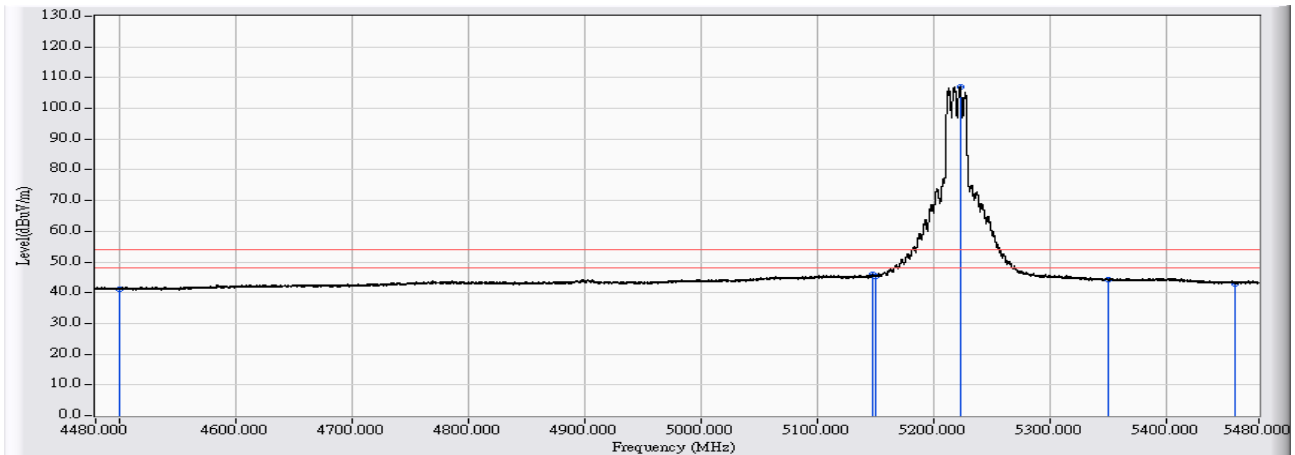


	Frequency (MHz)	Correct Factor (dB)	Reading Level (dBuV)	Measure Level (dBuV/m)	Margin (dB)	Limit (dBuV/m)	Detector Type
1	4500.000	22.576	30.672	53.248	-20.752	74.000	PEAK
2	5066.541	24.037	38.240	62.277	-11.723	74.000	PEAK
3	5150.000	24.238	32.943	57.181	-16.819	74.000	PEAK
4	* 5222.926	24.307	93.415	117.722	43.722	74.000	PEAK
5	5350.000	24.351	32.658	57.009	-16.991	74.000	PEAK
6	5460.000	24.287	31.233	55.520	-18.480	74.000	PEAK

Note:

1. All readings above 1GHz are performed with peak and/or average measurements as necessary.
2. Peak measurements: RBW = 1MHz, VBW = 1MHz, Sweep: Auto.
3. Average measurements: RBW = 1MHz, VBW = 10 Hz, Sweep: Auto.
4. “ * ”, means this data is the worst emission level.
5. Measurement Level = Reading Level + Correct Factor.
6. The average measurement was not performed when the peak measured data under the limit of average detection.

Site : CB2-H	Time : 2017/04/08
Limit : FCC_SpartC_15.209_03M_AV	Margin : 6
Probe : CB2_FCC_EFS_B091_1-18GHz_3M_0117 - VERTICAL	Power : AC 120V / 60Hz
EUT : Lyra	Note : 802.11a_5220MHz Mode 1: Tx-AD2055320 Mode

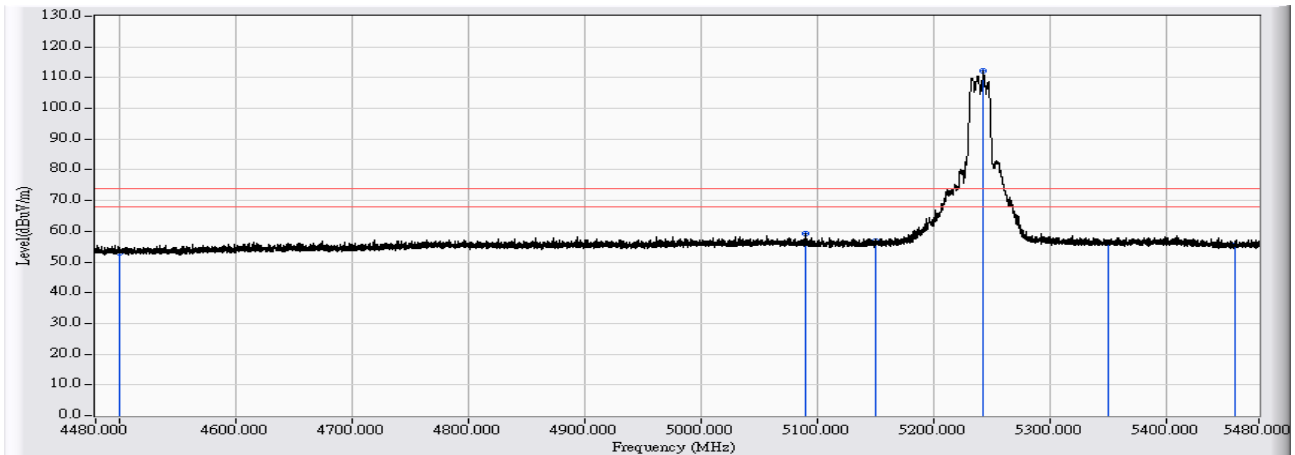


	Frequency (MHz)	Correct Factor (dB)	Reading Level (dBuV)	Measure Level (dBuV/m)	Margin (dB)	Limit (dBuV/m)	Detector Type
1	4500.000	22.576	18.622	41.198	-12.802	54.000	AVERAGE
2	5147.333	24.230	21.655	45.885	-8.115	54.000	AVERAGE
3	5150.000	24.238	21.086	45.324	-8.676	54.000	AVERAGE
4	* 5223.026	24.307	82.808	107.114	53.114	54.000	AVERAGE
5	5350.000	24.351	19.815	44.166	-9.834	54.000	AVERAGE
6	5460.000	24.287	18.736	43.023	-10.977	54.000	AVERAGE

Note:

1. All readings above 1GHz are performed with peak and/or average measurements as necessary.
2. Peak measurements: RBW = 1MHz, VBW = 1MHz, Sweep: Auto.
3. Average measurements: RBW = 1MHz, VBW = 10 Hz, Sweep: Auto.
4. “ * ”, means this data is the worst emission level.
5. Measurement Level = Reading Level + Correct Factor.
6. The average measurement was not performed when the peak measured data under the limit of average detection.

Site : CB2-H	Time : 2017/04/08
Limit : FCC_SpartC_15.209_03M_PK	Margin : 6
Probe : CB2_FCC_EFS_B091_1-18GHz_3M_0117 - HORIZONTAL	Power : AC 120V / 60Hz
EUT : Lyra	Note : 802.11a_5240MHz Mode 1: Tx-AD2055320 Mode

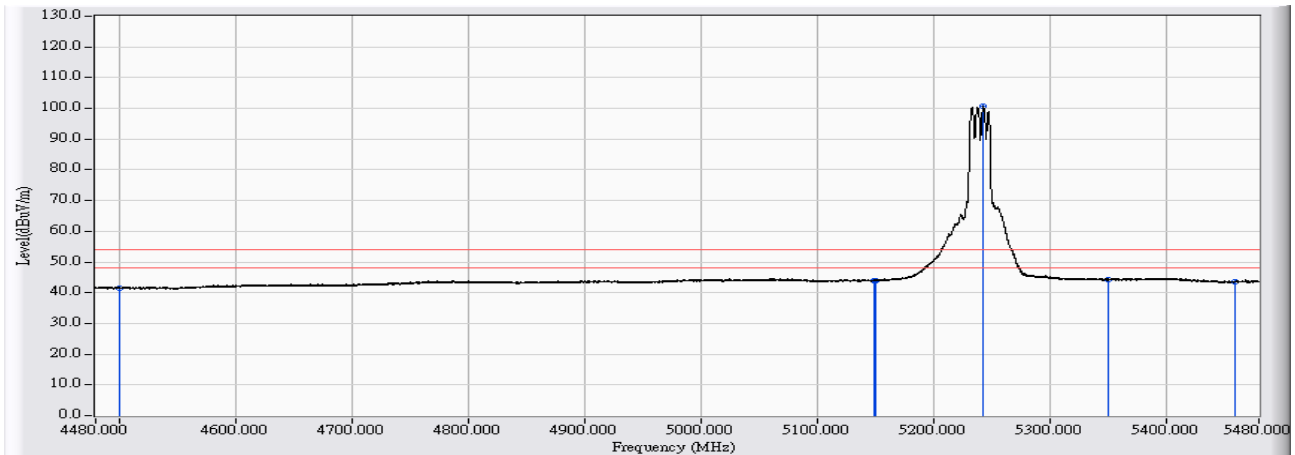


	Frequency (MHz)	Correct Factor (dB)	Reading Level (dBuV)	Measure Level (dBuV/m)	Margin (dB)	Limit (dBuV/m)	Detector Type
1	4500.000	22.576	30.439	53.015	-20.985	74.000	PEAK
2	5089.939	24.077	35.153	59.230	-14.770	74.000	PEAK
3	5150.000	24.238	32.593	56.831	-17.169	74.000	PEAK
4	* 5243.424	24.236	87.875	112.111	38.111	74.000	PEAK
5	5350.000	24.351	31.735	56.086	-17.914	74.000	PEAK
6	5460.000	24.287	31.010	55.297	-18.703	74.000	PEAK

Note:

1. All readings above 1GHz are performed with peak and/or average measurements as necessary.
2. Peak measurements: RBW = 1MHz, VBW = 1MHz, Sweep: Auto.
3. Average measurements: RBW = 1MHz, VBW = 10 Hz, Sweep: Auto.
4. “ * ”, means this data is the worst emission level.
5. Measurement Level = Reading Level + Correct Factor.
6. The average measurement was not performed when the peak measured data under the limit of average detection.

Site : CB2-H	Time : 2017/04/08
Limit : FCC_SpartC_15.209_03M_AV	Margin : 6
Probe : CB2_FCC_EFS_B091_1-18GHz_3M_0117 - HORIZONTAL	Power : AC 120V / 60Hz
EUT : Lyra	Note : 802.11a_5240MHz Mode 1: Tx-AD2055320 Mode

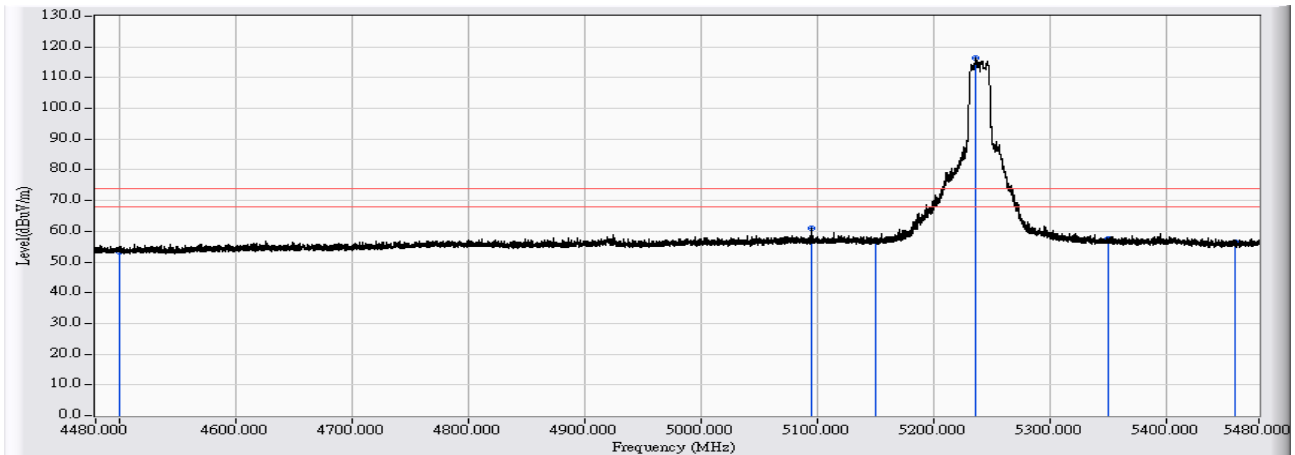


	Frequency (MHz)	Correct Factor (dB)	Reading Level (dBuV)	Measure Level (dBuV/m)	Margin (dB)	Limit (dBuV/m)	Detector Type
1	4500.000	22.576	18.894	41.470	-12.530	54.000	AVERAGE
2	5148.633	24.233	19.629	43.863	-10.137	54.000	AVERAGE
3	5150.000	24.238	19.770	44.008	-9.992	54.000	AVERAGE
4	* 5243.224	24.237	76.348	100.585	46.585	54.000	AVERAGE
5	5350.000	24.351	19.922	44.273	-9.727	54.000	AVERAGE
6	5460.000	24.287	19.263	43.550	-10.450	54.000	AVERAGE

Note:

1. All readings above 1GHz are performed with peak and/or average measurements as necessary.
2. Peak measurements: RBW = 1MHz, VBW = 1MHz, Sweep: Auto.
3. Average measurements: RBW = 1MHz, VBW = 10 Hz, Sweep: Auto.
4. “ * ”, means this data is the worst emission level.
5. Measurement Level = Reading Level + Correct Factor.
6. The average measurement was not performed when the peak measured data under the limit of average detection.

Site : CB2-H	Time : 2017/04/08
Limit : FCC_SpartC_15.209_03M_PK	Margin : 6
Probe : CB2_FCC_EFS_B091_1-18GHz_3M_0117 - VERTICAL	Power : AC 120V / 60Hz
EUT : Lyra	Note : 802.11a_5240MHz Mode 1: Tx-AD2055320 Mode

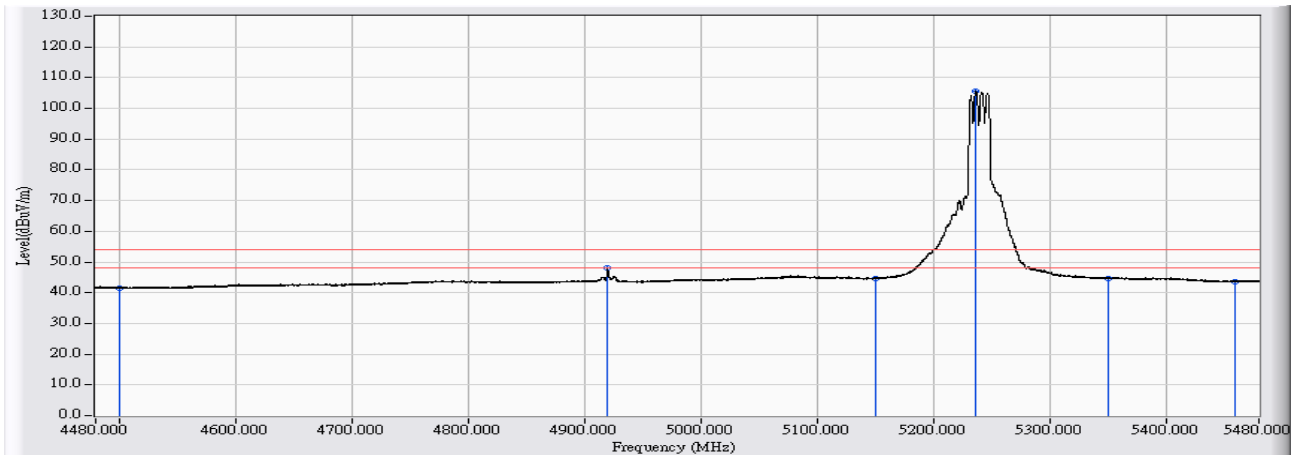


	Frequency (MHz)	Correct Factor (dB)	Reading Level (dBuV)	Measure Level (dBuV/m)	Margin (dB)	Limit (dBuV/m)	Detector Type
1	4500.000	22.576	30.700	53.276	-20.724	74.000	PEAK
2	5094.839	24.086	36.856	60.942	-13.058	74.000	PEAK
3	5150.000	24.238	32.771	57.009	-16.991	74.000	PEAK
4	* 5236.624	24.259	92.009	116.269	42.269	74.000	PEAK
5	5350.000	24.351	33.015	57.366	-16.634	74.000	PEAK
6	5460.000	24.287	32.112	56.399	-17.601	74.000	PEAK

Note:

1. All readings above 1GHz are performed with peak and/or average measurements as necessary.
2. Peak measurements: RBW = 1MHz, VBW = 1MHz, Sweep: Auto.
3. Average measurements: RBW = 1MHz, VBW = 10 Hz, Sweep: Auto.
4. “ * ”, means this data is the worst emission level.
5. Measurement Level = Reading Level + Correct Factor.
6. The average measurement was not performed when the peak measured data under the limit of average detection.

Site : CB2-H	Time : 2017/04/08
Limit : FCC_SpartC_15.209_03M_AV	Margin : 6
Probe : CB2_FCC_EFS_B091_1-18GHz_3M_0117 - VERTICAL	Power : AC 120V / 60Hz
EUT : Lyra	Note : 802.11a_5240MHz Mode 1: Tx-AD2055320 Mode

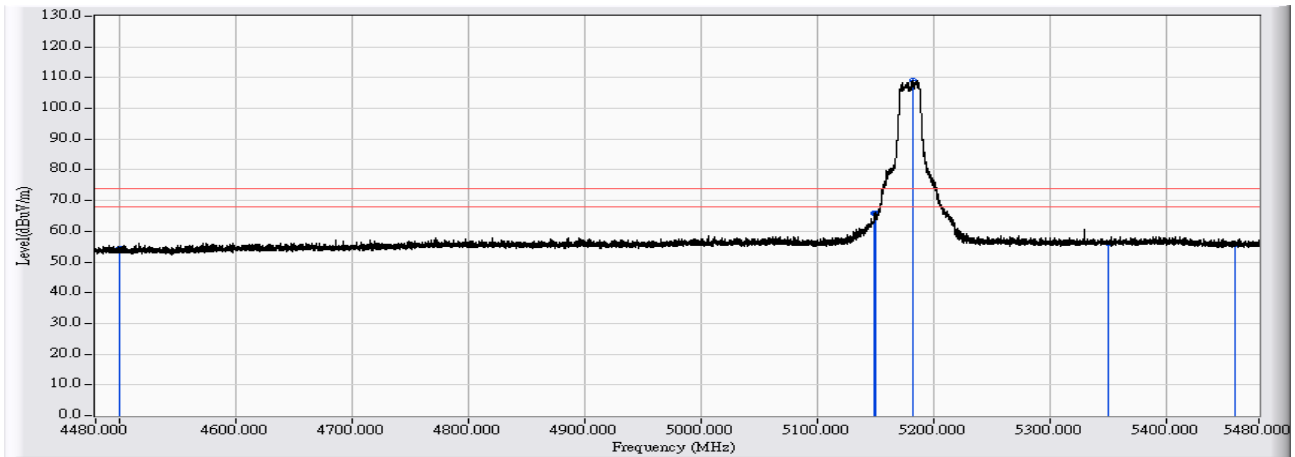


	Frequency (MHz)	Correct Factor (dB)	Reading Level (dBuV)	Measure Level (dBuV/m)	Margin (dB)	Limit (dBuV/m)	Detector Type
1	4500.000	22.576	19.043	41.619	-12.381	54.000	AVERAGE
2	4919.856	24.049	24.079	48.128	-5.872	54.000	AVERAGE
3	5150.000	24.238	20.451	44.689	-9.311	54.000	AVERAGE
4	* 5236.724	24.259	81.390	105.649	51.649	54.000	AVERAGE
5	5350.000	24.351	20.352	44.703	-9.297	54.000	AVERAGE
6	5460.000	24.287	19.246	43.533	-10.467	54.000	AVERAGE

Note:

1. All readings above 1GHz are performed with peak and/or average measurements as necessary.
2. Peak measurements: RBW = 1MHz, VBW = 1MHz, Sweep: Auto.
3. Average measurements: RBW = 1MHz, VBW = 10 Hz, Sweep: Auto.
4. “ * ”, means this data is the worst emission level.
5. Measurement Level = Reading Level + Correct Factor.
6. The average measurement was not performed when the peak measured data under the limit of average detection.

Site : CB2-H	Time : 2017/04/08
Limit : FCC_SpartC_15.209_03M_PK	Margin : 6
Probe : CB2_FCC_EFS_B091_1-18GHz_3M_0117 - HORIZONTAL	Power : AC 120V / 60Hz
EUT : Lyra	Note : 802.11n(20M)_5180MHz Mode 1: Tx-AD2055320 Mode

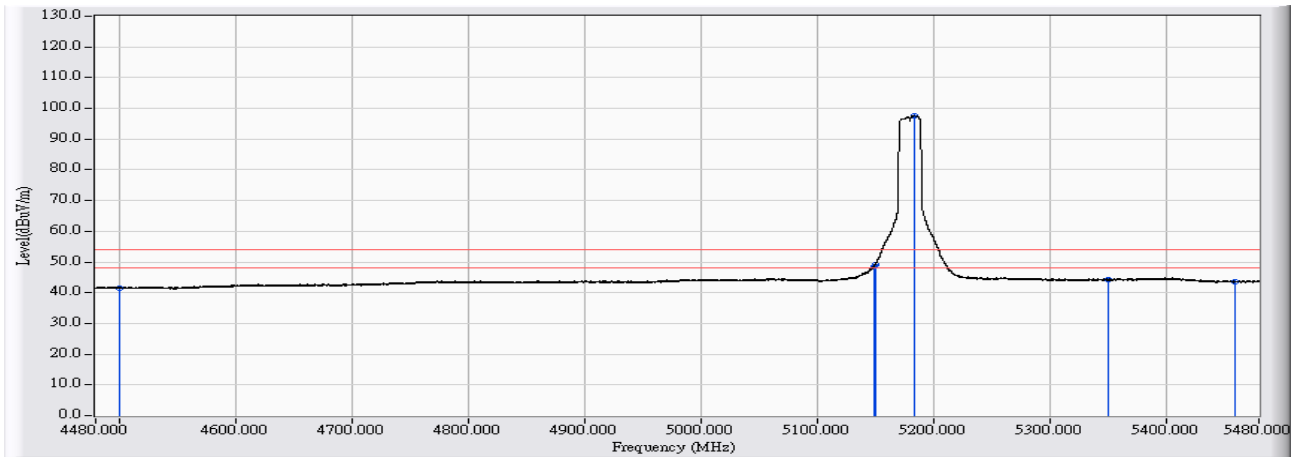


	Frequency (MHz)	Correct Factor (dB)	Reading Level (dBuV)	Measure Level (dBuV/m)	Margin (dB)	Limit (dBuV/m)	Detector Type
1	4500.000	22.576	31.847	54.423	-19.577	74.000	PEAK
2	5149.433	24.236	41.694	65.930	-8.070	74.000	PEAK
3	5150.000	24.238	41.683	65.921	-8.079	74.000	PEAK
4	* 5182.230	24.333	84.822	109.155	35.155	74.000	PEAK
5	5350.000	24.351	31.745	56.096	-17.904	74.000	PEAK
6	5460.000	24.287	31.467	55.754	-18.246	74.000	PEAK

Note:

1. All readings above 1GHz are performed with peak and/or average measurements as necessary.
2. Peak measurements: RBW = 1MHz, VBW = 1MHz, Sweep: Auto.
3. Average measurements: RBW = 1MHz, VBW = 10 Hz, Sweep: Auto.
4. “ * ”, means this data is the worst emission level.
5. Measurement Level = Reading Level + Correct Factor.
6. The average measurement was not performed when the peak measured data under the limit of average detection.

Site : CB2-H	Time : 2017/04/08
Limit : FCC_SpartC_15.209_03M_AV	Margin : 6
Probe : CB2_FCC_EFS_B091_1-18GHz_3M_0117 - HORIZONTAL	Power : AC 120V / 60Hz
EUT : Lyra	Note : 802.11n(20M)_5180MHz Mode 1: Tx-AD2055320 Mode

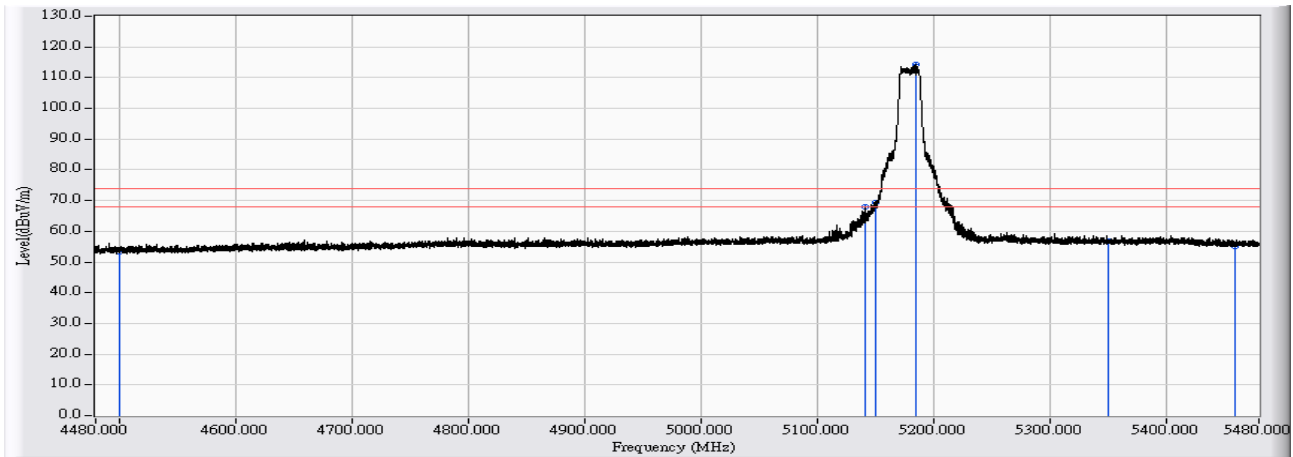


	Frequency (MHz)	Correct Factor (dB)	Reading Level (dBuV)	Measure Level (dBuV/m)	Margin (dB)	Limit (dBuV/m)	Detector Type
1	4500.000	22.576	19.025	41.601	-12.399	54.000	AVERAGE
2	5148.833	24.235	24.250	48.484	-5.516	54.000	AVERAGE
3	5150.000	24.238	24.881	49.119	-4.881	54.000	AVERAGE
4	* 5183.730	24.337	73.337	97.674	43.674	54.000	AVERAGE
5	5350.000	24.351	19.824	44.175	-9.825	54.000	AVERAGE
6	5460.000	24.287	19.272	43.559	-10.441	54.000	AVERAGE

Note:

1. All readings above 1GHz are performed with peak and/or average measurements as necessary.
2. Peak measurements: RBW = 1MHz, VBW = 1MHz, Sweep: Auto.
3. Average measurements: RBW = 1MHz, VBW = 10 Hz, Sweep: Auto.
4. “ * ”, means this data is the worst emission level.
5. Measurement Level = Reading Level + Correct Factor.
6. The average measurement was not performed when the peak measured data under the limit of average detection.

Site : CB2-H	Time : 2017/04/07
Limit : FCC_SpartC_15.209_03M_PK	Margin : 6
Probe : CB2_FCC_EFS_B091_1-18GHz_3M_0117 - VERTICAL	Power : AC 120V / 60Hz
EUT : Lyra	Note : 802.11n(20M)_5180MHz Mode 1: Tx-AD2055320 Mode

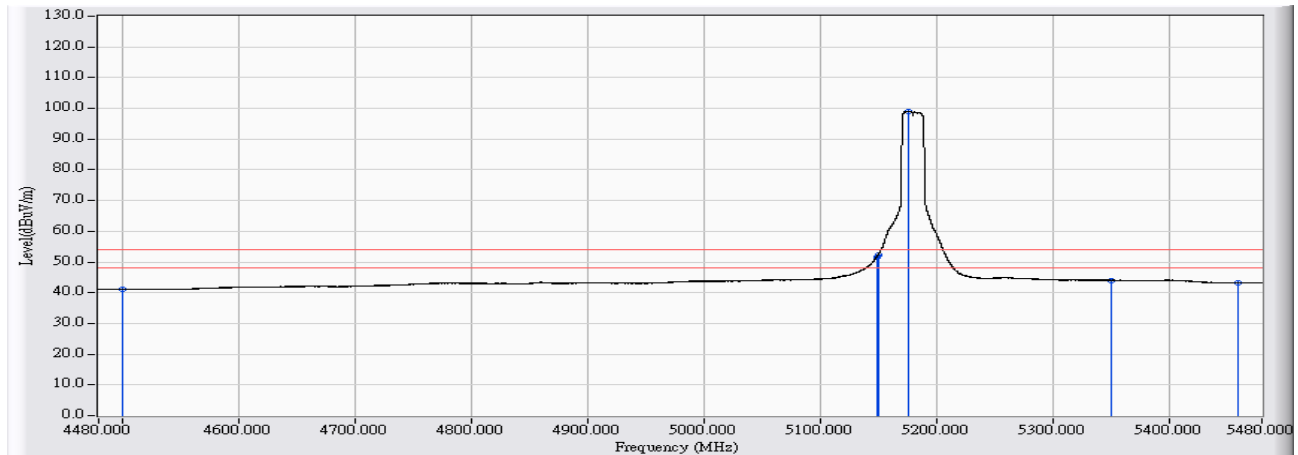


	Frequency (MHz)	Correct Factor (dB)	Reading Level (dBuV)	Measure Level (dBuV/m)	Margin (dB)	Limit (dBuV/m)	Detector Type
1	4500.000	22.576	30.836	53.412	-20.588	74.000	PEAK
2	5142.134	24.215	43.836	68.050	-5.950	74.000	PEAK
3	5150.000	24.238	44.976	69.214	-4.786	74.000	PEAK
4	* 5185.629	24.343	90.021	114.364	40.364	74.000	PEAK
5	5350.000	24.351	32.506	56.857	-17.143	74.000	PEAK
6	5460.000	24.287	30.936	55.223	-18.777	74.000	PEAK

Note:

1. All readings above 1GHz are performed with peak and/or average measurements as necessary.
2. Peak measurements: RBW = 1MHz, VBW = 1MHz, Sweep: Auto.
3. Average measurements: RBW = 1MHz, VBW = 10 Hz, Sweep: Auto.
4. “ * ”, means this data is the worst emission level.
5. Measurement Level = Reading Level + Correct Factor.
6. The average measurement was not performed when the peak measured data under the limit of average detection.

Site : CB2-H	Time : 2017/04/07
Limit : FCC_SpartC_15.209_03M_AV	Margin : 6
Probe : CB2_FCC_EFS_B091_1-18GHz_3M_0117 - VERTICAL	Power : AC 120V / 60Hz
EUT : Lyra	Note : 802.11n(20M)_5180MHz Mode 1: Tx-AD2055320 Mode

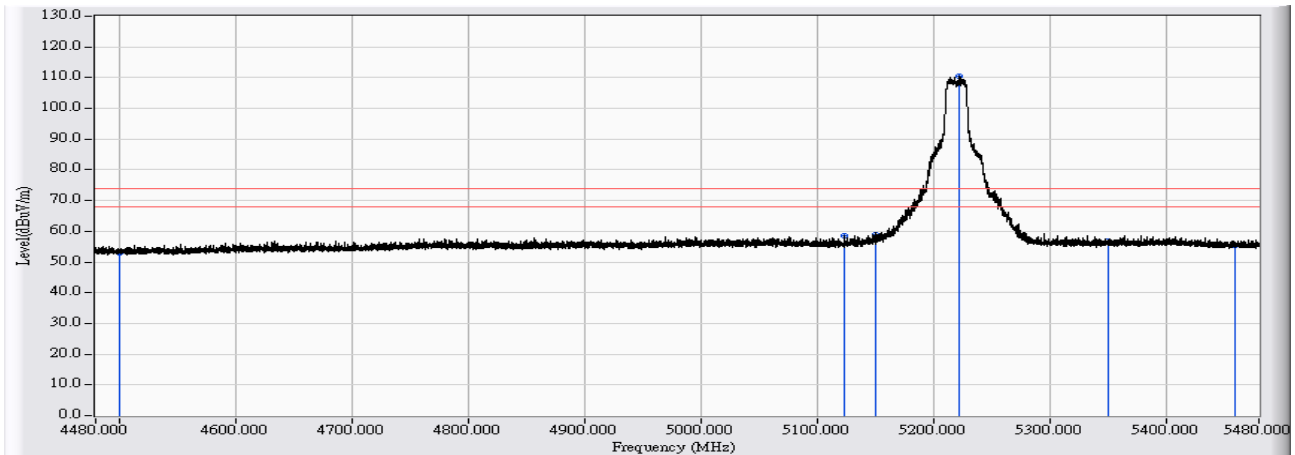


	Frequency (MHz)	Correct Factor (dB)	Reading Level (dBuV)	Measure Level (dBuV/m)	Margin (dB)	Limit (dBuV/m)	Detector Type
1	4500.000	22.576	18.595	41.171	-12.829	54.000	AVERAGE
2	5148.633	24.233	27.395	51.629	-2.371	54.000	AVERAGE
3	5150.000	24.238	28.176	52.414	-1.586	54.000	AVERAGE
4	* 5176.330	24.316	74.674	98.990	44.990	54.000	AVERAGE
5	5350.000	24.351	19.692	44.043	-9.957	54.000	AVERAGE
6	5460.000	24.287	18.833	43.120	-10.880	54.000	AVERAGE

Note:

1. All readings above 1GHz are performed with peak and/or average measurements as necessary.
2. Peak measurements: RBW = 1MHz, VBW = 1MHz, Sweep: Auto.
3. Average measurements: RBW = 1MHz, VBW = 10 Hz, Sweep: Auto.
4. “ * ”, means this data is the worst emission level.
5. Measurement Level = Reading Level + Correct Factor.
6. The average measurement was not performed when the peak measured data under the limit of average detection.

Site : CB2-H	Time : 2017/04/08
Limit : FCC_SpartC_15.209_03M_PK	Margin : 6
Probe : CB2_FCC_EFS_B091_1-18GHz_3M_0117 - HORIZONTAL	Power : AC 120V / 60Hz
EUT : Lyra	Note : 802.11n(20M)_5220MHz Mode 1: Tx-AD2055320 Mode

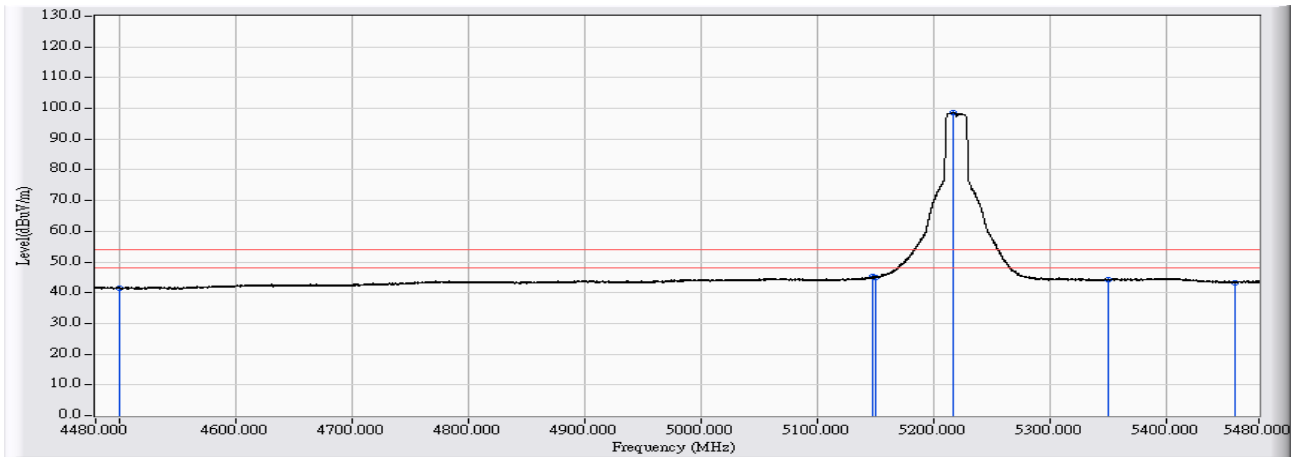


	Frequency (MHz)	Correct Factor (dB)	Reading Level (dBuV)	Measure Level (dBuV/m)	Margin (dB)	Limit (dBuV/m)	Detector Type
1	4500.000	22.576	30.495	53.071	-20.929	74.000	PEAK
2	5124.036	24.161	34.354	58.515	-15.485	74.000	PEAK
3	5150.000	24.238	34.553	58.791	-15.209	74.000	PEAK
4	* 5222.926	24.307	86.028	110.335	36.335	74.000	PEAK
5	5350.000	24.351	32.529	56.880	-17.120	74.000	PEAK
6	5460.000	24.287	30.965	55.252	-18.748	74.000	PEAK

Note:

1. All readings above 1GHz are performed with peak and/or average measurements as necessary.
2. Peak measurements: RBW = 1MHz, VBW = 1MHz, Sweep: Auto.
3. Average measurements: RBW = 1MHz, VBW = 10 Hz, Sweep: Auto.
4. “ * ”, means this data is the worst emission level.
5. Measurement Level = Reading Level + Correct Factor.
6. The average measurement was not performed when the peak measured data under the limit of average detection.

Site : CB2-H	Time : 2017/04/08
Limit : FCC_SpartC_15.209_03M_AV	Margin : 6
Probe : CB2_FCC_EFS_B091_1-18GHz_3M_0117 - HORIZONTAL	Power : AC 120V / 60Hz
EUT : Lyra	Note : 802.11n(20M)_5220MHz Mode 1: Tx-AD2055320 Mode

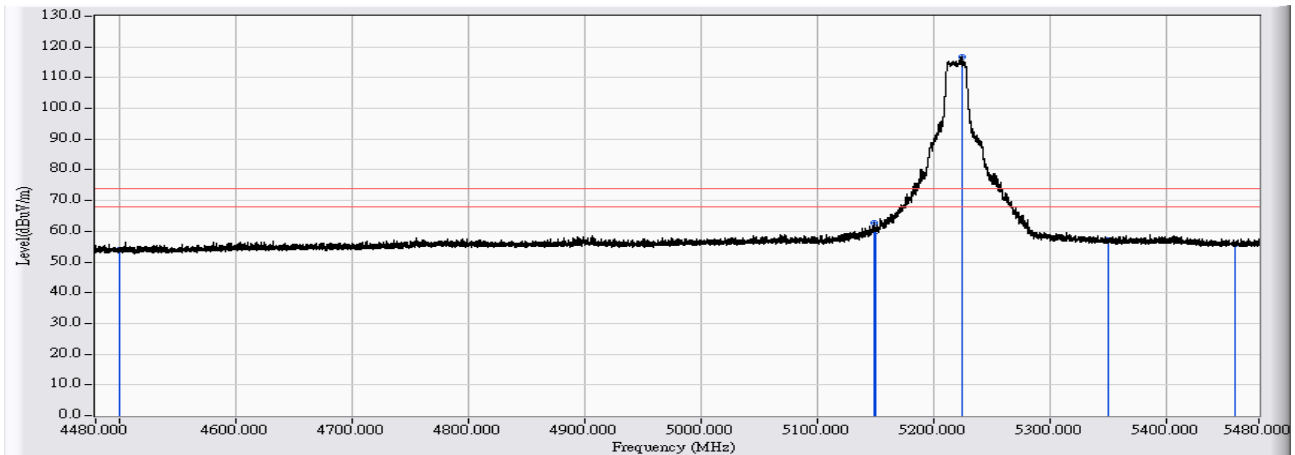


	Frequency (MHz)	Correct Factor (dB)	Reading Level (dBuV)	Measure Level (dBuV/m)	Margin (dB)	Limit (dBuV/m)	Detector Type
1	4500.000	22.576	19.032	41.608	-12.392	54.000	AVERAGE
2	5147.933	24.232	21.043	45.275	-8.725	54.000	AVERAGE
3	5150.000	24.238	20.859	45.097	-8.903	54.000	AVERAGE
4	* 5217.526	24.326	74.445	98.770	44.770	54.000	AVERAGE
5	5350.000	24.351	19.879	44.230	-9.770	54.000	AVERAGE
6	5460.000	24.287	19.081	43.368	-10.632	54.000	AVERAGE

Note:

1. All readings above 1GHz are performed with peak and/or average measurements as necessary.
2. Peak measurements: RBW = 1MHz, VBW = 1MHz, Sweep: Auto.
3. Average measurements: RBW = 1MHz, VBW = 10 Hz, Sweep: Auto.
4. “ * ”, means this data is the worst emission level.
5. Measurement Level = Reading Level + Correct Factor.
6. The average measurement was not performed when the peak measured data under the limit of average detection.

Site : CB2-H	Time : 2017/04/08
Limit : FCC_SpartC_15.209_03M_PK	Margin : 6
Probe : CB2_FCC_EFS_B091_1-18GHz_3M_0117 - VERTICAL	Power : AC 120V / 60Hz
EUT : Lyra	Note : 802.11n(20M)_5220MHz Mode 1: Tx-AD2055320 Mode

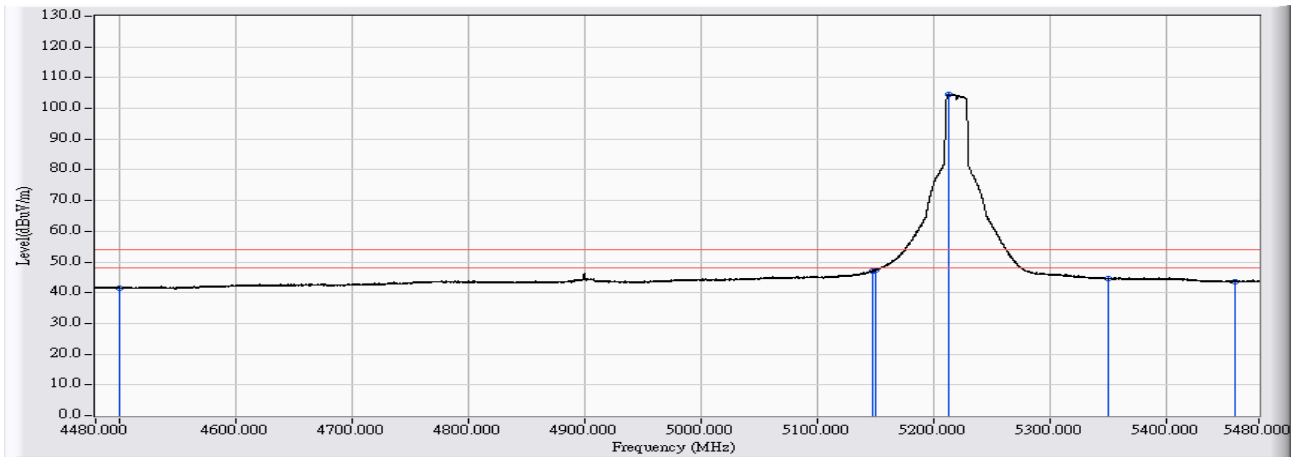


	Frequency (MHz)	Correct Factor (dB)	Reading Level (dBuV)	Measure Level (dBuV/m)	Margin (dB)	Limit (dBuV/m)	Detector Type
1	4500.000	22.576	31.491	54.067	-19.933	74.000	PEAK
2	5149.333	24.236	38.443	62.679	-11.321	74.000	PEAK
3	5150.000	24.238	35.850	60.088	-13.912	74.000	PEAK
4	* 5224.326	24.301	92.463	116.765	42.765	74.000	PEAK
5	5350.000	24.351	32.879	57.230	-16.770	74.000	PEAK
6	5460.000	24.287	31.520	55.807	-18.193	74.000	PEAK

Note:

1. All readings above 1GHz are performed with peak and/or average measurements as necessary.
2. Peak measurements: RBW = 1MHz, VBW = 1MHz, Sweep: Auto.
3. Average measurements: RBW = 1MHz, VBW = 10 Hz, Sweep: Auto.
4. “ * ”, means this data is the worst emission level.
5. Measurement Level = Reading Level + Correct Factor.
6. The average measurement was not performed when the peak measured data under the limit of average detection.

Site : CB2-H	Time : 2017/04/08
Limit : FCC_SpartC_15.209_03M_AV	Margin : 6
Probe : CB2_FCC_EFS_B091_1-18GHz_3M_0117 - VERTICAL	Power : AC 120V / 60Hz
EUT : Lyra	Note : 802.11n(20M)_5220MHz Mode 1: Tx-AD2055320 Mode

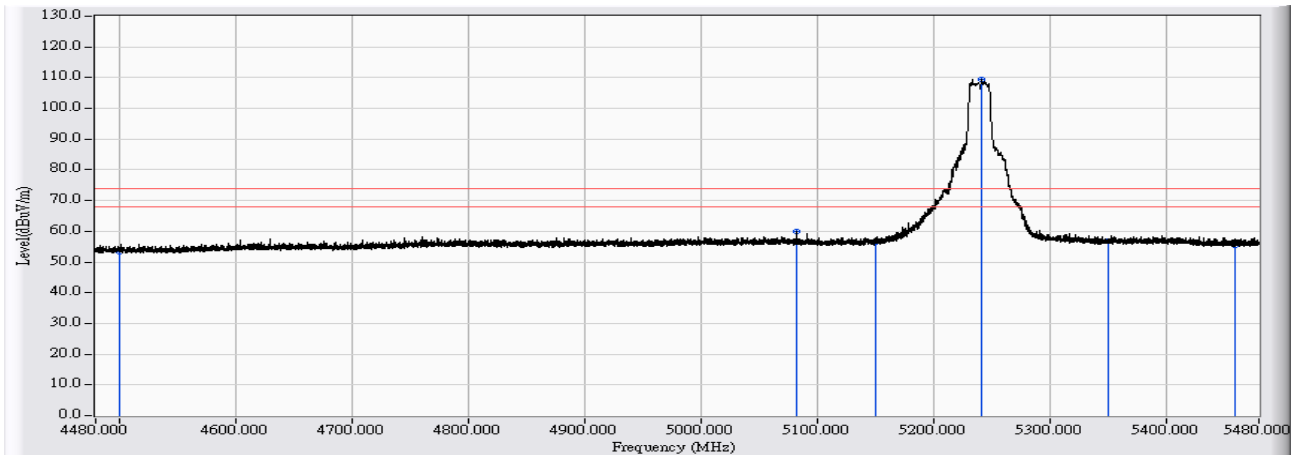


	Frequency (MHz)	Correct Factor (dB)	Reading Level (dBuV)	Measure Level (dBuV/m)	Margin (dB)	Limit (dBuV/m)	Detector Type
1	4500.000	22.576	19.029	41.605	-12.395	54.000	AVERAGE
2	5147.333	24.230	22.806	47.036	-6.964	54.000	AVERAGE
3	5150.000	24.238	23.194	47.432	-6.568	54.000	AVERAGE
4	* 5213.727	24.338	80.138	104.476	50.476	54.000	AVERAGE
5	5350.000	24.351	20.284	44.635	-9.365	54.000	AVERAGE
6	5460.000	24.287	19.368	43.655	-10.345	54.000	AVERAGE

Note:

1. All readings above 1GHz are performed with peak and/or average measurements as necessary.
2. Peak measurements: RBW = 1MHz, VBW = 1MHz, Sweep: Auto.
3. Average measurements: RBW = 1MHz, VBW = 10 Hz, Sweep: Auto.
4. “ * ”, means this data is the worst emission level.
5. Measurement Level = Reading Level + Correct Factor.
6. The average measurement was not performed when the peak measured data under the limit of average detection.

Site : CB2-H	Time : 2017/04/08
Limit : FCC_SpartC_15.209_03M_PK	Margin : 6
Probe : CB2_FCC_EFS_B091_1-18GHz_3M_0117 - HORIZONTAL	Power : AC 120V / 60Hz
EUT : Lyra	Note : 802.11n(20M)_5240MHz Mode 1: Tx-AD2055320 Mode

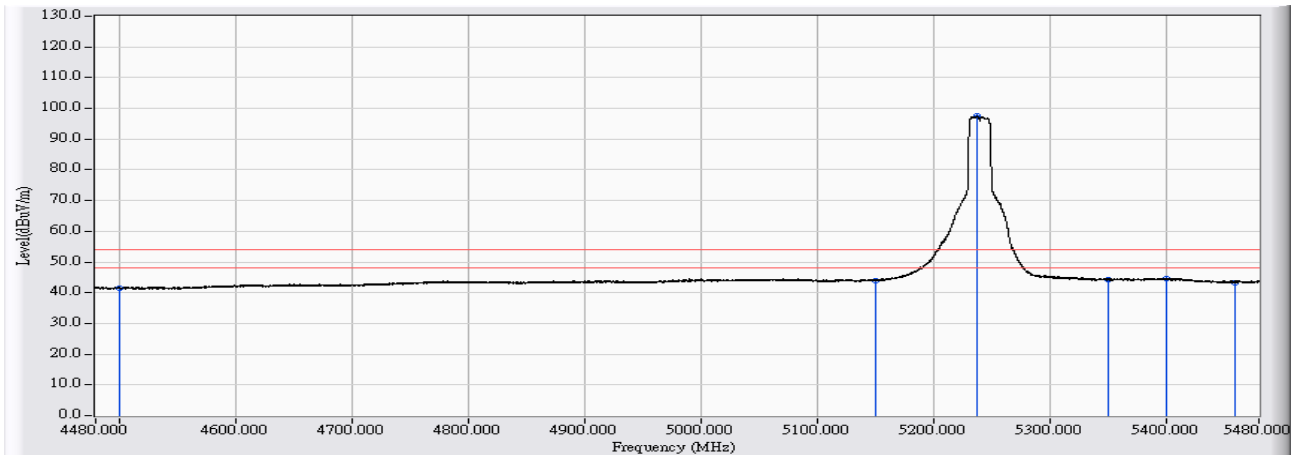


	Frequency (MHz)	Correct Factor (dB)	Reading Level (dBuV)	Measure Level (dBuV/m)	Margin (dB)	Limit (dBuV/m)	Detector Type
1	4500.000	22.576	30.885	53.461	-20.539	74.000	PEAK
2	5082.340	24.064	35.947	60.011	-13.989	74.000	PEAK
3	5150.000	24.238	32.050	56.288	-17.712	74.000	PEAK
4	* 5241.624	24.243	85.102	109.344	35.344	74.000	PEAK
5	5350.000	24.351	32.290	56.641	-17.359	74.000	PEAK
6	5460.000	24.287	31.284	55.571	-18.429	74.000	PEAK

Note:

1. All readings above 1GHz are performed with peak and/or average measurements as necessary.
2. Peak measurements: RBW = 1MHz, VBW = 1MHz, Sweep: Auto.
3. Average measurements: RBW = 1MHz, VBW = 10 Hz, Sweep: Auto.
4. “ * ”, means this data is the worst emission level.
5. Measurement Level = Reading Level + Correct Factor.
6. The average measurement was not performed when the peak measured data under the limit of average detection.

Site : CB2-H	Time : 2017/04/08
Limit : FCC_SpartC_15.209_03M_AV	Margin : 6
Probe : CB2_FCC_EFS_B091_1-18GHz_3M_0117 - HORIZONTAL	Power : AC 120V / 60Hz
EUT : Lyra	Note : 802.11n(20M)_5240MHz Mode 1: Tx-AD2055320 Mode

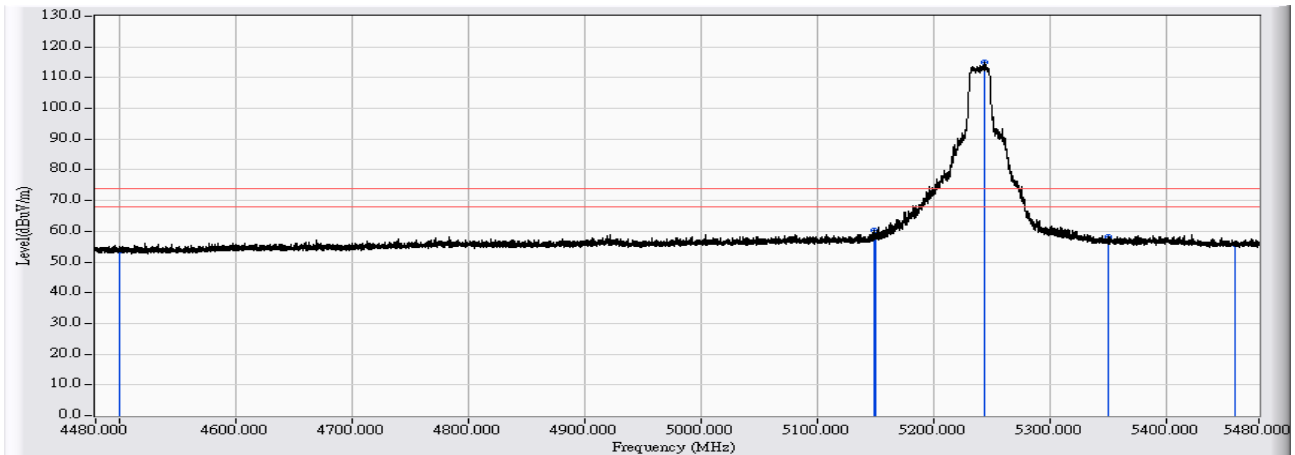


	Frequency (MHz)	Correct Factor (dB)	Reading Level (dBuV)	Measure Level (dBuV/m)	Margin (dB)	Limit (dBuV/m)	Detector Type
1	4500.000	22.576	18.851	41.427	-12.573	54.000	AVERAGE
2	5150.000	24.238	19.738	43.976	-10.024	54.000	AVERAGE
3	* 5238.124	24.254	73.208	97.463	43.463	54.000	AVERAGE
4	5350.000	24.351	19.941	44.292	-9.708	54.000	AVERAGE
5	5400.408	24.556	20.194	44.751	-9.249	54.000	AVERAGE
6	5460.000	24.287	19.030	43.317	-10.683	54.000	AVERAGE

Note:

1. All readings above 1GHz are performed with peak and/or average measurements as necessary.
2. Peak measurements: RBW = 1MHz, VBW = 1MHz, Sweep: Auto.
3. Average measurements: RBW = 1MHz, VBW = 10 Hz, Sweep: Auto.
4. “ * ”, means this data is the worst emission level.
5. Measurement Level = Reading Level + Correct Factor.
6. The average measurement was not performed when the peak measured data under the limit of average detection.

Site : CB2-H	Time : 2017/04/08
Limit : FCC_SpartC_15.209_03M_PK	Margin : 6
Probe : CB2_FCC_EFS_B091_1-18GHz_3M_0117 - VERTICAL	Power : AC 120V / 60Hz
EUT : Lyra	Note : 802.11n(20M)_5240MHz Mode 1: Tx-AD2055320 Mode

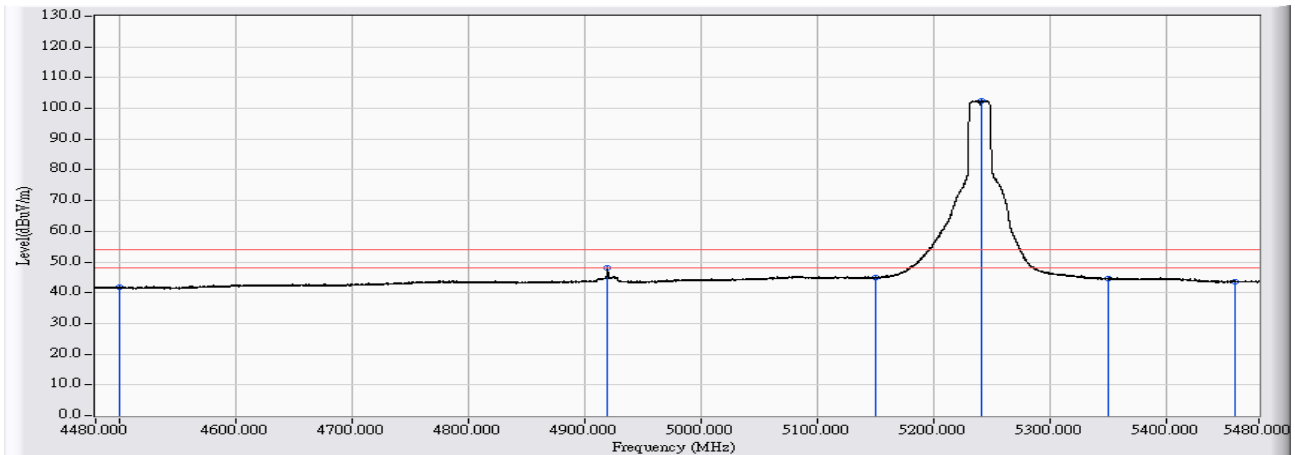


	Frequency (MHz)	Correct Factor (dB)	Reading Level (dBuV)	Measure Level (dBuV/m)	Margin (dB)	Limit (dBuV/m)	Detector Type
1	4500.000	22.576	31.021	53.597	-20.403	74.000	PEAK
2	5149.033	24.235	36.029	60.264	-13.736	74.000	PEAK
3	5150.000	24.238	33.823	58.061	-15.939	74.000	PEAK
4	* 5244.524	24.232	90.651	114.883	40.883	74.000	PEAK
5	5350.000	24.351	33.748	58.099	-15.901	74.000	PEAK
6	5460.000	24.287	31.350	55.637	-18.363	74.000	PEAK

Note:

1. All readings above 1GHz are performed with peak and/or average measurements as necessary.
2. Peak measurements: RBW = 1MHz, VBW = 1MHz, Sweep: Auto.
3. Average measurements: RBW = 1MHz, VBW = 10 Hz, Sweep: Auto.
4. “ * ”, means this data is the worst emission level.
5. Measurement Level = Reading Level + Correct Factor.
6. The average measurement was not performed when the peak measured data under the limit of average detection.

Site : CB2-H	Time : 2017/04/08
Limit : FCC_SpartC_15.209_03M_AV	Margin : 6
Probe : CB2_FCC_EFS_B091_1-18GHz_3M_0117 - VERTICAL	Power : AC 120V / 60Hz
EUT : Lyra	Note : 802.11n(20M)_5240MHz Mode 1: Tx-AD2055320 Mode

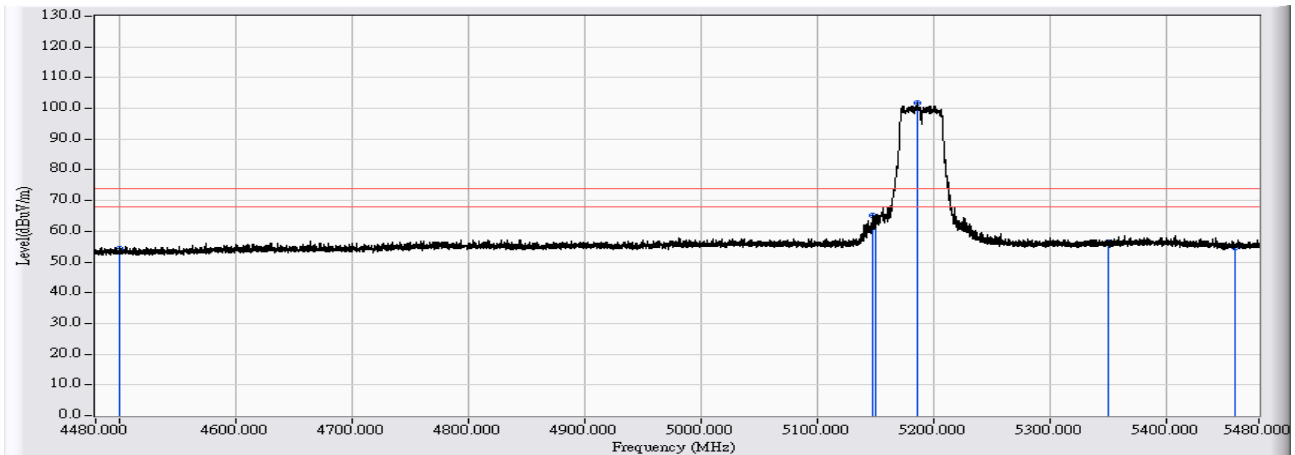


	Frequency (MHz)	Correct Factor (dB)	Reading Level (dBuV)	Measure Level (dBuV/m)	Margin (dB)	Limit (dBuV/m)	Detector Type
1	4500.000	22.576	19.088	41.664	-12.336	54.000	AVERAGE
2	4919.856	24.049	24.042	48.091	-5.909	54.000	AVERAGE
3	5150.000	24.238	20.557	44.795	-9.205	54.000	AVERAGE
4	* 5241.824	24.241	78.378	102.620	48.620	54.000	AVERAGE
5	5350.000	24.351	20.368	44.719	-9.281	54.000	AVERAGE
6	5460.000	24.287	19.366	43.653	-10.347	54.000	AVERAGE

Note:

1. All readings above 1GHz are performed with peak and/or average measurements as necessary.
2. Peak measurements: RBW = 1MHz, VBW = 1MHz, Sweep: Auto.
3. Average measurements: RBW = 1MHz, VBW = 10 Hz, Sweep: Auto.
4. “ * ”, means this data is the worst emission level.
5. Measurement Level = Reading Level + Correct Factor.
6. The average measurement was not performed when the peak measured data under the limit of average detection.

Site : CB2-H	Time : 2017/04/11
Limit : FCC_SpartC_15.209_03M_PK	Margin : 6
Probe : CB2_FCC_EFS_B091_1-18GHz_3M_0117 - HORIZONTAL	Power : AC 120V / 60Hz
EUT : Lyra	Note : 802.11n(40M)_5190MHz Mode 1: Tx-AD2055320 Mode

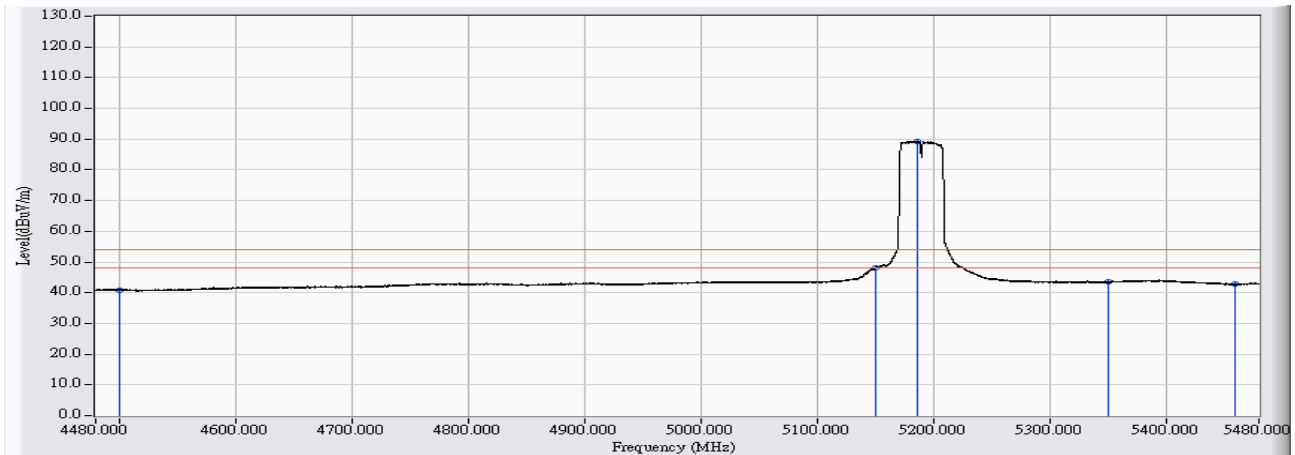


	Frequency (MHz)	Correct Factor (dB)	Reading Level (dBuV)	Measure Level (dBuV/m)	Margin (dB)	Limit (dBuV/m)	Detector Type
1	4500.000	22.576	31.658	54.234	-19.766	74.000	PEAK
2	5148.533	24.233	40.789	65.022	-8.978	74.000	PEAK
3	5150.000	24.238	39.491	63.729	-10.271	74.000	PEAK
4	* 5186.229	24.344	77.372	101.717	27.717	74.000	PEAK
5	5350.000	24.351	32.132	56.483	-17.517	74.000	PEAK
6	5460.000	24.287	30.419	54.706	-19.294	74.000	PEAK

Note:

1. All readings above 1GHz are performed with peak and/or average measurements as necessary.
2. Peak measurements: RBW = 1MHz, VBW = 1MHz, Sweep: Auto.
3. Average measurements: RBW = 1MHz, VBW = 10 Hz, Sweep: Auto.
4. “ * ”, means this data is the worst emission level.
5. Measurement Level = Reading Level + Correct Factor.
6. The average measurement was not performed when the peak measured data under the limit of average detection.

Site : CB2-H	Time : 2017/04/11
Limit : FCC_SpartC_15.209_03M_AV	Margin : 6
Probe : CB2_FCC_EFS_B091_1-18GHz_3M_0117 - HORIZONTAL	Power : AC 120V / 60Hz
EUT : Lyra	Note : 802.11n(40M)_5190MHz Mode 1: Tx-AD2055320 Mode

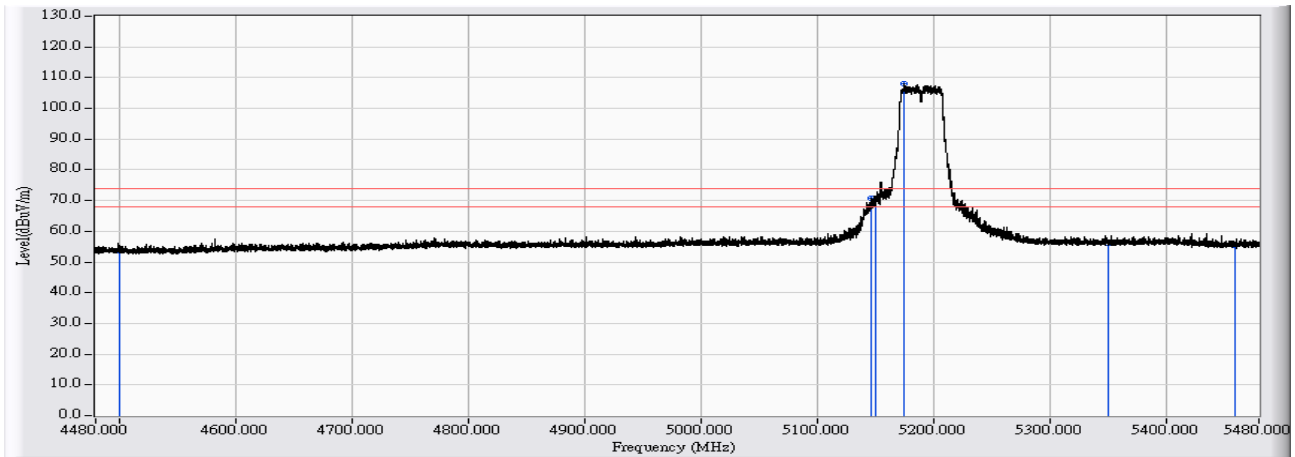


	Frequency (MHz)	Correct Factor (dB)	Reading Level (dBuV)	Measure Level (dBuV/m)	Margin (dB)	Limit (dBuV/m)	Detector Type
1	4500.000	22.576	18.288	40.864	-13.136	54.000	AVERAGE
2	5149.933	24.238	23.881	48.119	-5.881	54.000	AVERAGE
3	5150.000	24.238	23.897	48.135	-5.865	54.000	AVERAGE
4	* 5185.929	24.344	65.045	89.389	35.389	54.000	AVERAGE
5	5350.000	24.351	19.085	43.436	-10.564	54.000	AVERAGE
6	5460.000	24.287	18.593	42.880	-11.120	54.000	AVERAGE

Note:

1. All readings above 1GHz are performed with peak and/or average measurements as necessary.
2. Peak measurements: RBW = 1MHz, VBW = 1MHz, Sweep: Auto.
3. Average measurements: RBW = 1MHz, VBW = 10 Hz, Sweep: Auto.
4. “ * ”, means this data is the worst emission level.
5. Measurement Level = Reading Level + Correct Factor.
6. The average measurement was not performed when the peak measured data under the limit of average detection.

Site : CB2-H	Time : 2017/04/07
Limit : FCC_SpartC_15.209_03M_PK	Margin : 6
Probe : CB2_FCC_EFS_B091_1-18GHz_3M_0117 - VERTICAL	Power : AC 120V / 60Hz
EUT : Lyra	Note : 802.11n(40M)_5190MHz Mode 1: Tx-AD2055320 Mode

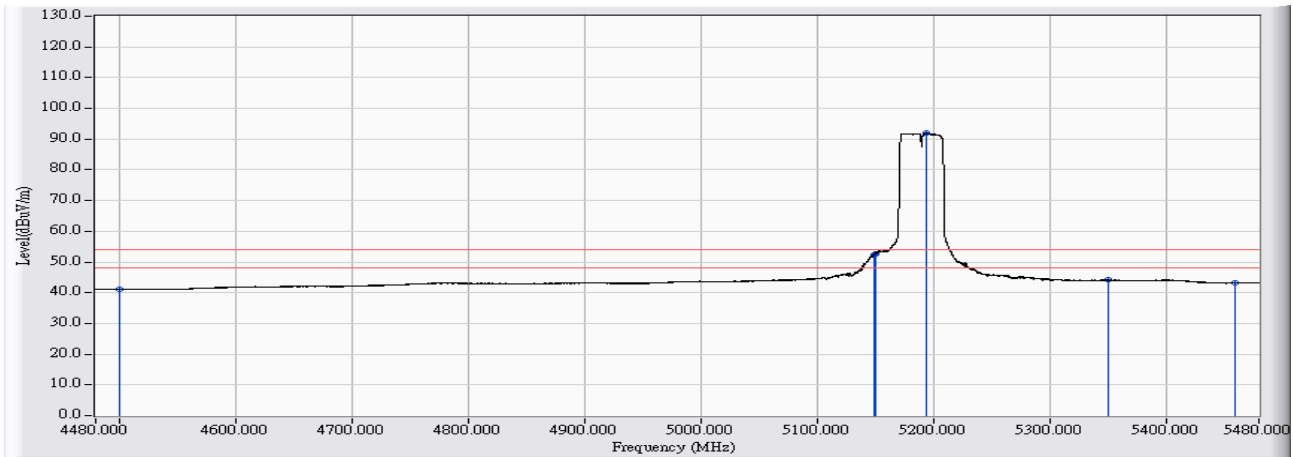


	Frequency (MHz)	Correct Factor (dB)	Reading Level (dBuV)	Measure Level (dBuV/m)	Margin (dB)	Limit (dBuV/m)	Detector Type
1	4500.000	22.576	31.133	53.709	-20.291	74.000	PEAK
2	5147.133	24.230	46.378	70.607	-3.393	74.000	PEAK
3	5150.000	24.238	46.261	70.499	-3.501	74.000	PEAK
4	* 5174.531	24.309	83.600	107.910	33.910	74.000	PEAK
5	5350.000	24.351	31.922	56.273	-17.727	74.000	PEAK
6	5460.000	24.287	31.002	55.289	-18.711	74.000	PEAK

Note:

1. All readings above 1GHz are performed with peak and/or average measurements as necessary.
2. Peak measurements: RBW = 1MHz, VBW = 1MHz, Sweep: Auto.
3. Average measurements: RBW = 1MHz, VBW = 10 Hz, Sweep: Auto.
4. “ * ”, means this data is the worst emission level.
5. Measurement Level = Reading Level + Correct Factor.
6. The average measurement was not performed when the peak measured data under the limit of average detection.

Site : CB2-H	Time : 2017/04/07
Limit : FCC_SpartC_15.209_03M_AV	Margin : 6
Probe : CB2_FCC_EFS_B091_1-18GHz_3M_0117 - VERTICAL	Power : AC 120V / 60Hz
EUT : Lyra	Note : 802.11n(40M)_5190MHz Mode 1: Tx-AD2055320 Mode

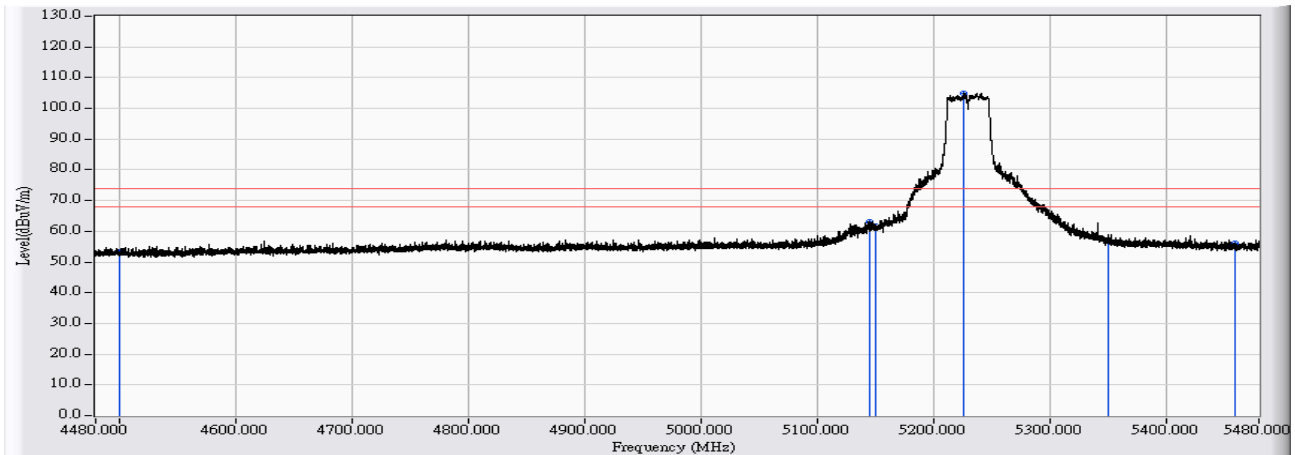


	Frequency (MHz)	Correct Factor (dB)	Reading Level (dBuV)	Measure Level (dBuV/m)	Margin (dB)	Limit (dBuV/m)	Detector Type
1	4500.000	22.576	18.602	41.178	-12.822	54.000	AVERAGE
2	5148.633	24.233	28.092	52.326	-1.674	54.000	AVERAGE
3	5150.000	24.238	28.424	52.662	-1.338	54.000	AVERAGE
4	* 5193.629	24.366	67.635	92.002	38.002	54.000	AVERAGE
5	5350.000	24.351	19.793	44.144	-9.856	54.000	AVERAGE
6	5460.000	24.287	18.868	43.155	-10.845	54.000	AVERAGE

Note:

1. All readings above 1GHz are performed with peak and/or average measurements as necessary.
2. Peak measurements: RBW = 1MHz, VBW = 1MHz, Sweep: Auto.
3. Average measurements: RBW = 1MHz, VBW = 10 Hz, Sweep: Auto.
4. “ * ”, means this data is the worst emission level.
5. Measurement Level = Reading Level + Correct Factor.
6. The average measurement was not performed when the peak measured data under the limit of average detection.

Site : CB2-H	Time : 2017/04/11
Limit : FCC_SpartC_15.209_03M_PK	Margin : 6
Probe : CB2_FCC_EFS_B091_1-18GHz_3M_0117 - HORIZONTAL	Power : AC 120V / 60Hz
EUT : Lyra	Note : 802.11n(40M)_5230MHz Mode 1: Tx-AD2055320 Mode

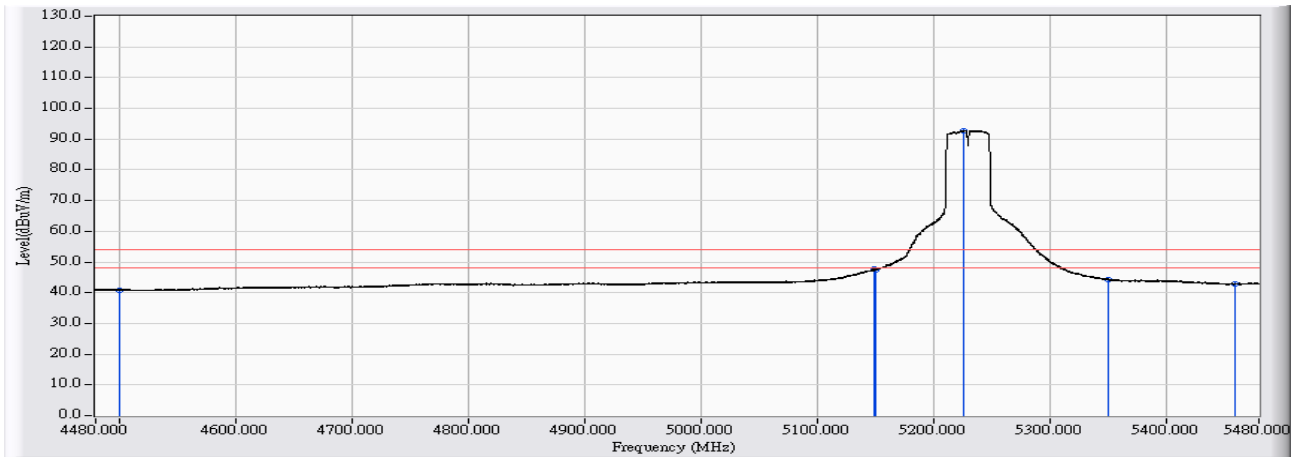


	Frequency (MHz)	Correct Factor (dB)	Reading Level (dBuV)	Measure Level (dBuV/m)	Margin (dB)	Limit (dBuV/m)	Detector Type
1	4500.000	22.576	30.796	53.372	-20.628	74.000	PEAK
2	5145.633	24.225	38.901	63.126	-10.874	74.000	PEAK
3	5150.000	24.238	37.358	61.596	-12.404	74.000	PEAK
4	* 5226.025	24.296	80.628	104.924	30.924	74.000	PEAK
5	5350.000	24.351	32.659	57.010	-16.990	74.000	PEAK
6	5460.000	24.287	31.880	56.167	-17.833	74.000	PEAK

Note:

1. All readings above 1GHz are performed with peak and/or average measurements as necessary.
2. Peak measurements: RBW = 1MHz, VBW = 1MHz, Sweep: Auto.
3. Average measurements: RBW = 1MHz, VBW = 10 Hz, Sweep: Auto.
4. “ * ”, means this data is the worst emission level.
5. Measurement Level = Reading Level + Correct Factor.
6. The average measurement was not performed when the peak measured data under the limit of average detection.

Site : CB2-H	Time : 2017/04/11
Limit : FCC_SpartC_15.209_03M_AV	Margin : 6
Probe : CB2_FCC_EFS_B091_1-18GHz_3M_0117 - HORIZONTAL	Power : AC 120V / 60Hz
EUT : Lyra	Note : 802.11n(40M)_5230MHz Mode 1: Tx-AD2055320 Mode

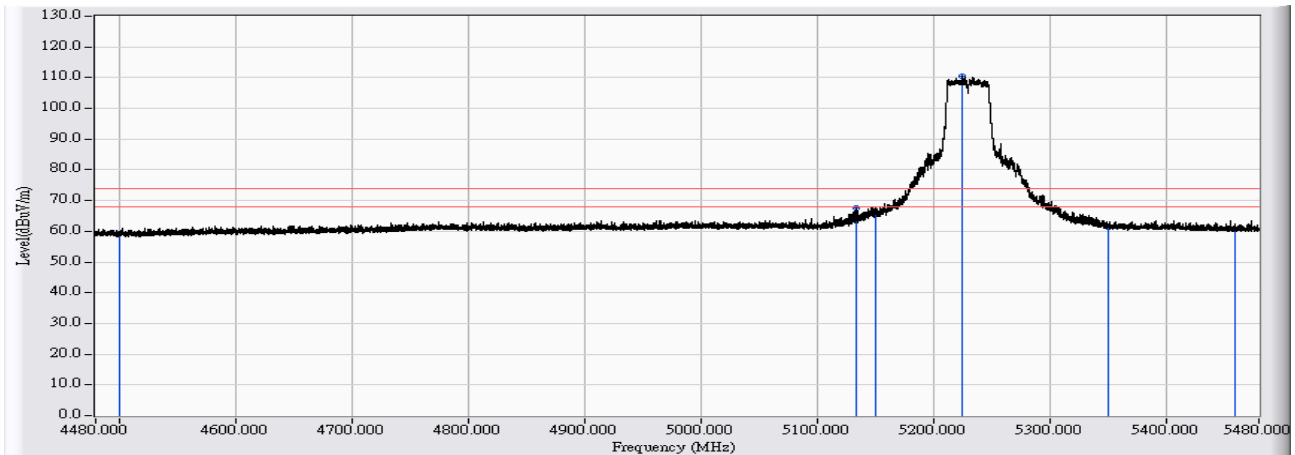


	Frequency (MHz)	Correct Factor (dB)	Reading Level (dBuV)	Measure Level (dBuV/m)	Margin (dB)	Limit (dBuV/m)	Detector Type
1	4500.000	22.576	18.349	40.925	-13.075	54.000	AVERAGE
2	5148.633	24.233	23.356	47.590	-6.410	54.000	AVERAGE
3	5150.000	24.238	23.133	47.371	-6.629	54.000	AVERAGE
4	* 5226.525	24.294	68.535	92.829	38.829	54.000	AVERAGE
5	5350.000	24.351	19.910	44.261	-9.739	54.000	AVERAGE
6	5460.000	24.287	18.584	42.871	-11.129	54.000	AVERAGE

Note:

1. All readings above 1GHz are performed with peak and/or average measurements as necessary.
2. Peak measurements: RBW = 1MHz, VBW = 1MHz, Sweep: Auto.
3. Average measurements: RBW = 1MHz, VBW = 10 Hz, Sweep: Auto.
4. “ * ”, means this data is the worst emission level.
5. Measurement Level = Reading Level + Correct Factor.
6. The average measurement was not performed when the peak measured data under the limit of average detection.

Site : CB2-H	Time : 2017/04/07
Limit : FCC_SpartC_15.209_03M_PK	Margin : 6
Probe : CB2_FCC_EFS_B091_1-18GHz_3M_0117 - VERTICAL	Power : AC 120V / 60Hz
EUT : Lyra	Note : 802.11n(40M)_5230MHz Mode 1: Tx-AD2055320 Mode

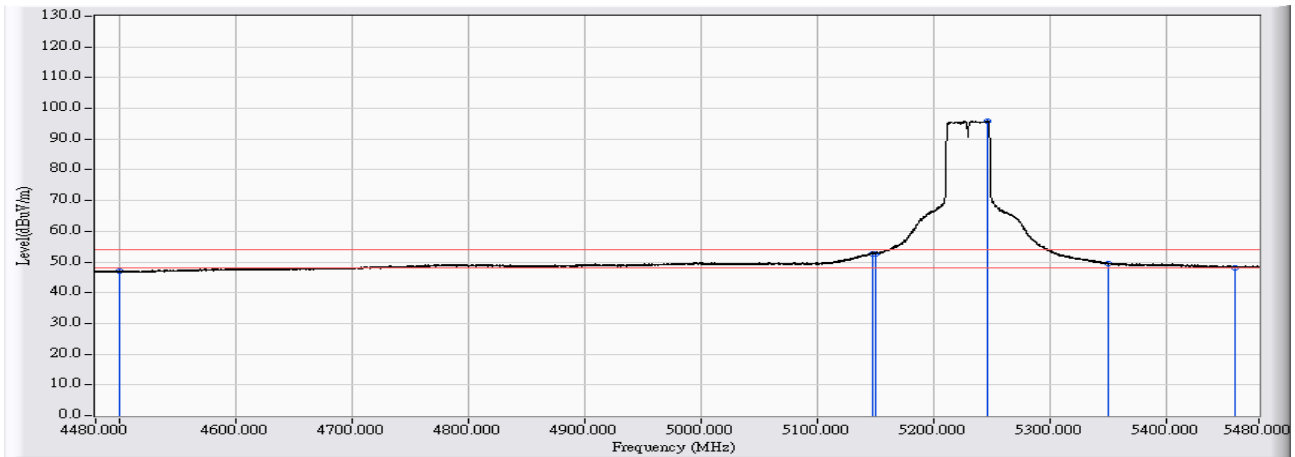


	Frequency (MHz)	Correct Factor (dB)	Reading Level (dBuV)	Measure Level (dBuV/m)	Margin (dB)	Limit (dBuV/m)	Detector Type
1	4500.000	22.576	36.776	59.352	-14.648	74.000	PEAK
2	5134.435	24.191	43.275	67.467	-6.533	74.000	PEAK
3	5150.000	24.238	42.101	66.339	-7.661	74.000	PEAK
4	* 5225.425	24.299	86.132	110.430	36.430	74.000	PEAK
5	5350.000	24.351	37.119	61.470	-12.530	74.000	PEAK
6	5460.000	24.287	36.199	60.486	-13.514	74.000	PEAK

Note:

1. All readings above 1GHz are performed with peak and/or average measurements as necessary.
2. Peak measurements: RBW = 1MHz, VBW = 1MHz, Sweep: Auto.
3. Average measurements: RBW = 1MHz, VBW = 10 Hz, Sweep: Auto.
4. “ * ”, means this data is the worst emission level.
5. Measurement Level = Reading Level + Correct Factor.
6. The average measurement was not performed when the peak measured data under the limit of average detection.

Site : CB2-H	Time : 2017/04/07
Limit : FCC_SpartC_15.209_03M_AV	Margin : 6
Probe : CB2_FCC_EFS_B091_1-18GHz_3M_0117 - VERTICAL	Power : AC 120V / 60Hz
EUT : Lyra	Note : 802.11n(40M)_5230MHz Mode 1: Tx-AD2055320 Mode

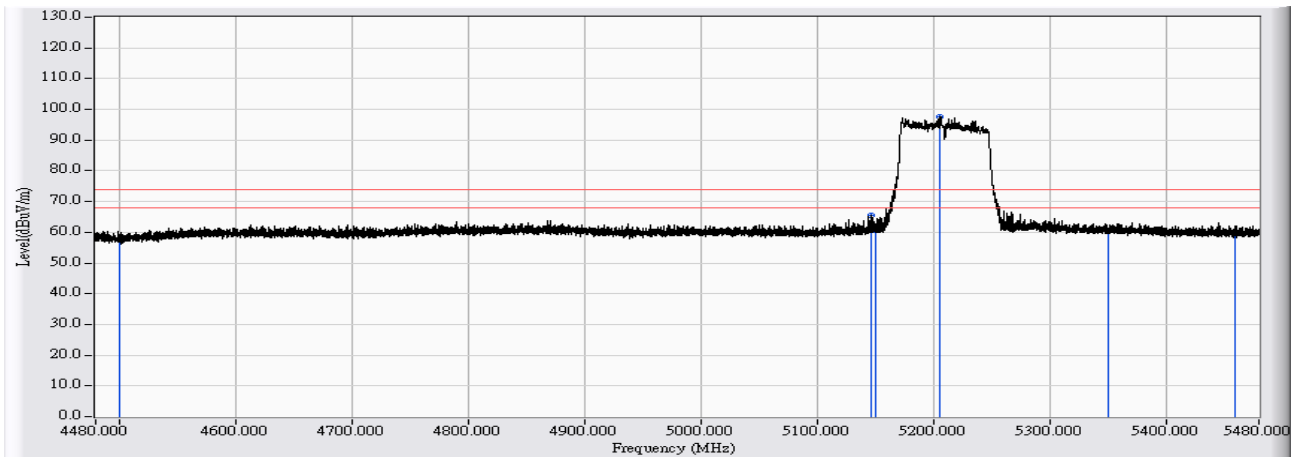


	Frequency (MHz)	Correct Factor (dB)	Reading Level (dBuV)	Measure Level (dBuV/m)	Margin (dB)	Limit (dBuV/m)	Detector Type
1	4500.000	22.576	24.309	46.885	-7.115	54.000	AVERAGE
2	5147.433	24.230	28.559	52.789	-1.211	54.000	AVERAGE
3	5150.000	24.238	28.559	52.797	-1.203	54.000	AVERAGE
4	* 5246.823	24.224	71.614	95.839	41.839	54.000	AVERAGE
5	5350.000	24.351	24.970	49.321	-4.679	54.000	AVERAGE
6	5460.000	24.287	23.963	48.250	-5.750	54.000	AVERAGE

Note:

1. All readings above 1GHz are performed with peak and/or average measurements as necessary.
2. Peak measurements: RBW = 1MHz, VBW = 1MHz, Sweep: Auto.
3. Average measurements: RBW = 1MHz, VBW = 10 Hz, Sweep: Auto.
4. “ * ”, means this data is the worst emission level.
5. Measurement Level = Reading Level + Correct Factor.
6. The average measurement was not performed when the peak measured data under the limit of average detection.

Site : CB2-H	Time : 2017/05/05
Limit : FCC_SpartC_15.209_03M_PK	Margin : 6
Probe : CB2_FCC_EFS_B091_1-18GHz_3M_0117 - HORIZONTAL	Power : AC 120V / 60Hz
EUT : Lyra	Note : 802.11ac(80M)_5210MHz Mode 1: Tx-AD2055320 Mode

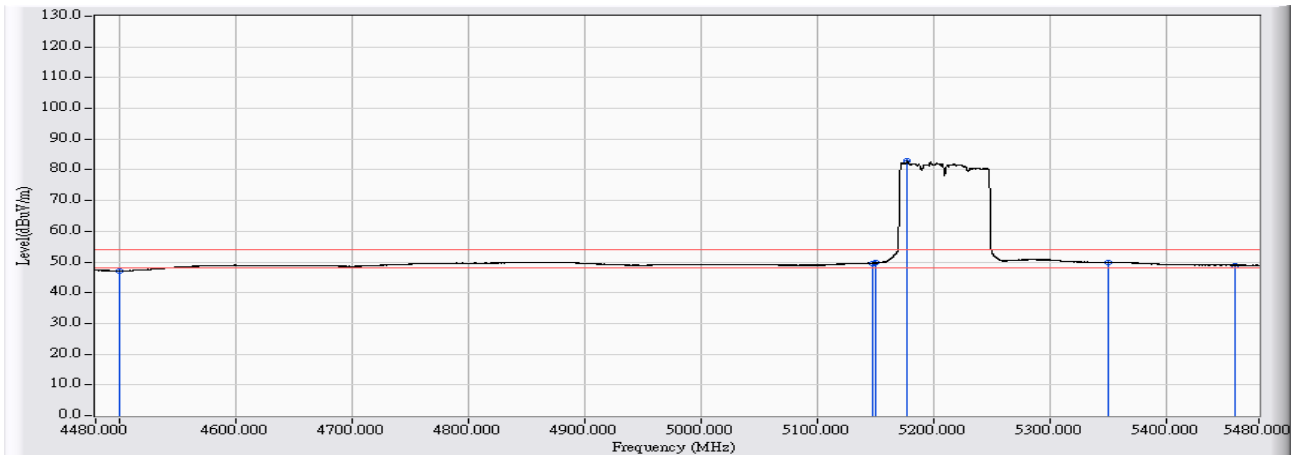


	Frequency (MHz)	Correct Factor (dB)	Reading Level (dBuV)	Measure Level (dBuV/m)	Margin (dB)	Limit (dBuV/m)	Detector Type
1	4500.000	5.716	51.638	57.354	-16.646	74.000	PEAK
2	5146.533	7.266	58.096	65.361	-8.639	74.000	PEAK
3	5150.000	7.264	53.361	60.625	-13.375	74.000	PEAK
4	* 5206.227	7.243	90.397	97.640	23.640	74.000	PEAK
5	5350.000	7.298	52.969	60.267	-13.733	74.000	PEAK
6	5460.000	7.376	52.753	60.129	-13.871	74.000	PEAK

Note:

1. All readings above 1GHz are performed with peak and/or average measurements as necessary.
2. Peak measurements: RBW = 1MHz, VBW = 1MHz, Sweep: Auto.
3. Average measurements: RBW = 1MHz, VBW = 10 Hz, Sweep: Auto.
4. “ * ”, means this data is the worst emission level.
5. Measurement Level = Reading Level + Correct Factor.
6. The average measurement was not performed when the peak measured data under the limit of average detection.

Site : CB2-H	Time : 2017/05/05
Limit : FCC_SpartC_15.209_03M_AV	Margin : 6
Probe : CB2_FCC_EFS_B091_1-18GHz_3M_0117 - HORIZONTAL	Power : AC 120V / 60Hz
EUT : Lyra	Note : 802.11ac(80M)_5210MHz Mode 1: Tx-AD2055320 Mode

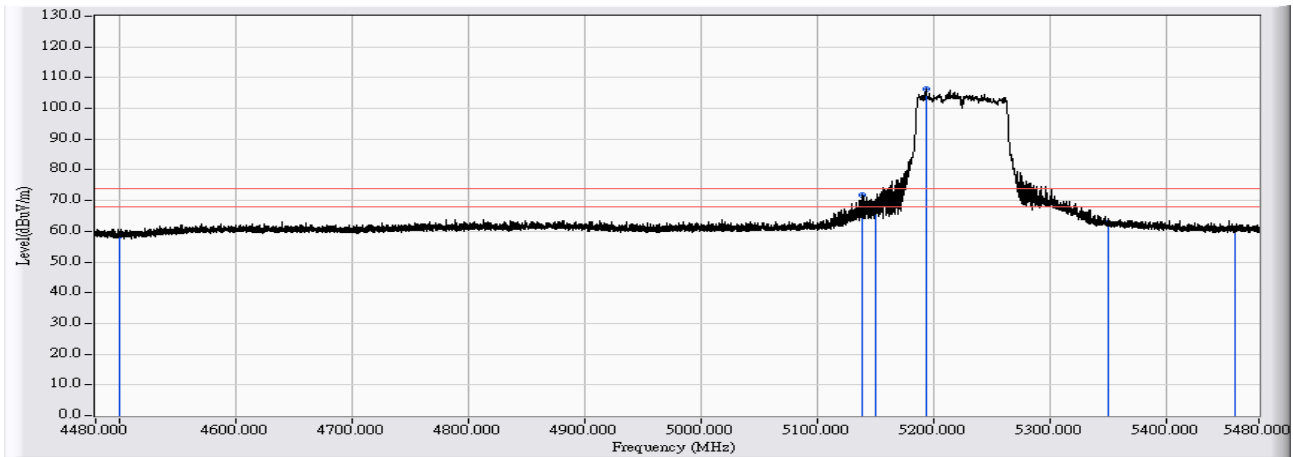


	Frequency (MHz)	Correct Factor (dB)	Reading Level (dBuV)	Measure Level (dBuV/m)	Margin (dB)	Limit (dBuV/m)	Detector Type
1	4500.000	5.716	41.317	47.033	-6.967	54.000	AVERAGE
2	5147.333	7.266	42.354	49.619	-4.381	54.000	AVERAGE
3	5150.000	7.264	42.490	49.754	-4.246	54.000	AVERAGE
4	* 5177.730	7.253	75.738	82.992	28.992	54.000	AVERAGE
5	5350.000	7.298	42.538	49.836	-4.164	54.000	AVERAGE
6	5460.000	7.376	41.515	48.891	-5.109	54.000	AVERAGE

Note:

1. All readings above 1GHz are performed with peak and/or average measurements as necessary.
2. Peak measurements: RBW = 1MHz, VBW = 1MHz, Sweep: Auto.
3. Average measurements: RBW = 1MHz, VBW = 10 Hz, Sweep: Auto.
4. “ * ”, means this data is the worst emission level.
5. Measurement Level = Reading Level + Correct Factor.
6. The average measurement was not performed when the peak measured data under the limit of average detection.

Site : CB2-H	Time : 2017/05/05
Limit : FCC_SpartC_15.209_03M_PK	Margin : 6
Probe : CB2_FCC_EFS_B091_1-18GHz_3M_0117 - VERTICAL	Power : AC 120V / 60Hz
EUT : Lyra	Note : 802.11ac(80M)_5210MHz Mode 1: Tx-AD2055320 Mode

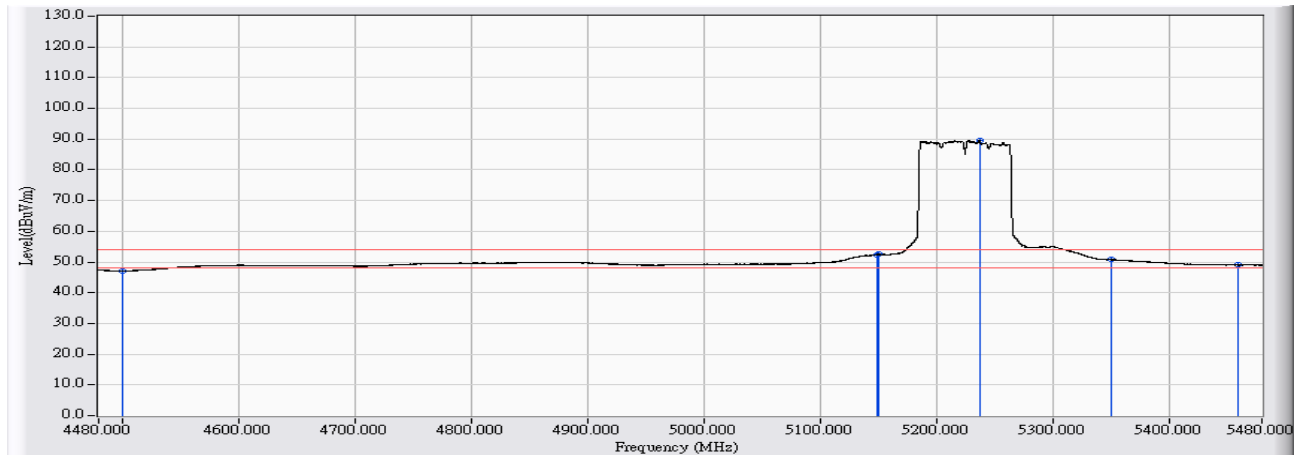


	Frequency (MHz)	Correct Factor (dB)	Reading Level (dBuV)	Measure Level (dBuV/m)	Margin (dB)	Limit (dBuV/m)	Detector Type
1	4500.000	5.716	52.826	58.542	-15.458	74.000	PEAK
2	5139.034	7.268	64.398	71.666	-2.334	74.000	PEAK
3	5150.000	7.264	59.540	66.804	-7.196	74.000	PEAK
4	* 5193.829	7.248	98.985	106.233	32.233	74.000	PEAK
5	5350.000	7.298	55.263	62.561	-11.439	74.000	PEAK
6	5460.000	7.376	53.313	60.689	-13.311	74.000	PEAK

Note:

1. All readings above 1GHz are performed with peak and/or average measurements as necessary.
2. Peak measurements: RBW = 1MHz, VBW = 1MHz, Sweep: Auto.
3. Average measurements: RBW = 1MHz, VBW = 10 Hz, Sweep: Auto.
4. “ * ”, means this data is the worst emission level.
5. Measurement Level = Reading Level + Correct Factor.
6. The average measurement was not performed when the peak measured data under the limit of average detection.

Site : CB2-H	Time : 2017/05/05
Limit : FCC_SpartC_15.209_03M_AV	Margin : 6
Probe : CB2_FCC_EFS_B091_1-18GHz_3M_0117 - VERTICAL	Power : AC 120V / 60Hz
EUT : Lyra	Note : 802.11ac(80M)_5210MHz Mode 1: Tx-AD2055320 Mode

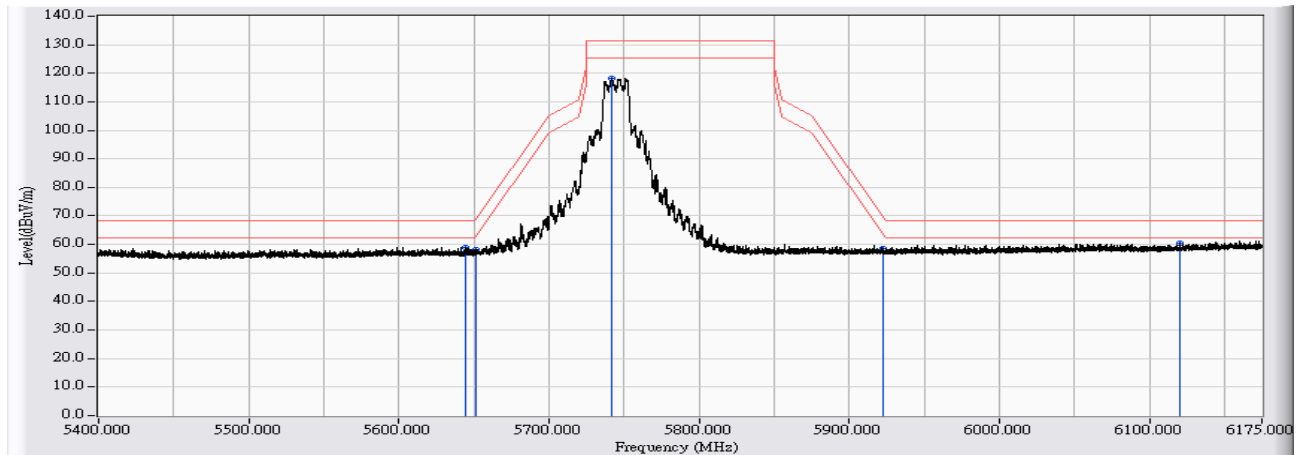


	Frequency (MHz)	Correct Factor (dB)	Reading Level (dBuV)	Measure Level (dBuV/m)	Margin (dB)	Limit (dBuV/m)	Detector Type
1	4500.000	5.716	41.301	47.017	-6.983	54.000	AVERAGE
2	5148.633	7.264	45.275	52.539	-1.461	54.000	AVERAGE
3	5150.000	7.264	45.473	52.737	-1.263	54.000	AVERAGE
4	* 5237.324	7.232	82.369	89.601	35.601	54.000	AVERAGE
5	5350.000	7.298	43.482	50.780	-3.220	54.000	AVERAGE
6	5460.000	7.376	41.605	48.981	-5.019	54.000	AVERAGE

Note:

1. All readings above 1GHz are performed with peak and/or average measurements as necessary.
2. Peak measurements: RBW = 1MHz, VBW = 1MHz, Sweep: Auto.
3. Average measurements: RBW = 1MHz, VBW = 10 Hz, Sweep: Auto.
4. “ * ”, means this data is the worst emission level.
5. Measurement Level = Reading Level + Correct Factor.
6. The average measurement was not performed when the peak measured data under the limit of average detection.

Site : CB2-H	Time : 2017/04/08
Limit : FCC_Part15E_2016_B4_03M_PK	Margin : 6
Probe : CB2_FCC_EFS_B091_1-18GHz_3M_0117 - HORIZONTAL	Power : AC 120V / 60Hz
EUT : Lyra	Note : 802.11a_5745MHz Mode 1: Tx-AD2055320 Mode

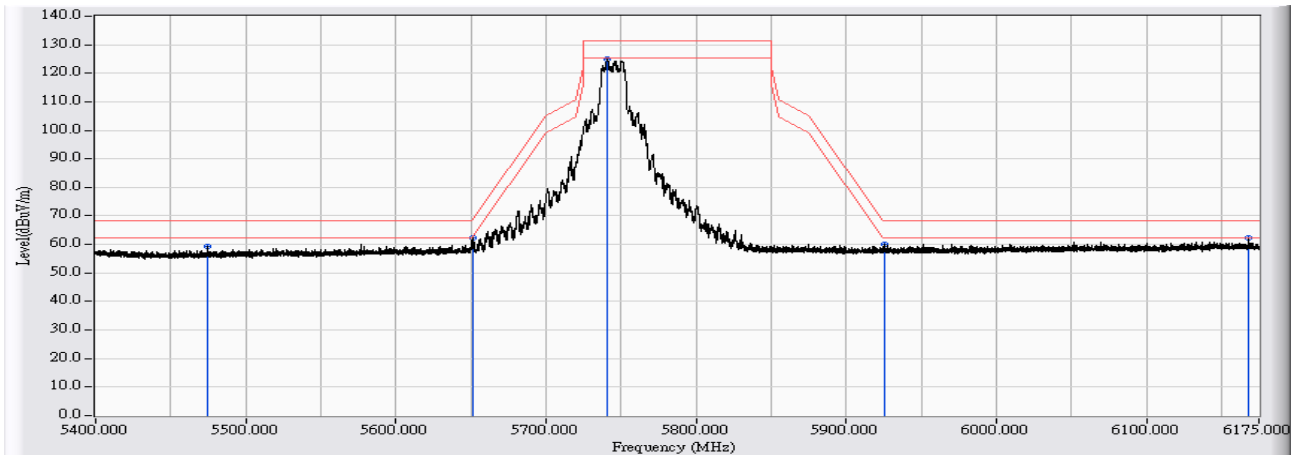


	Frequency (MHz)	Correct Factor (dB)	Reading Level (dBuV)	Measure Level (dBuV/m)	Margin (dB)	Limit (dBuV/m)	Detector Type
1	5644.566	24.783	34.237	59.020	-9.180	68.200	PEAK
2	5651.462	24.799	33.256	58.054	-11.233	69.287	PEAK
3	5741.586	25.259	93.113	118.372	-12.828	131.200	PEAK
4	5922.685	25.171	33.523	58.693	-11.213	69.906	PEAK
5	* 6120.600	26.433	34.032	60.465	-7.735	68.200	PEAK

Note:

1. All readings above 1GHz are performed with peak and/or average measurements as necessary.
2. Peak measurements: RBW = 1MHz, VBW = 1MHz, Sweep: Auto.
3. Average measurements: RBW = 1MHz, VBW = 10 Hz, Sweep: Auto.
4. “ * ”, means this data is the worst emission level.
5. Measurement Level = Reading Level + Correct Factor.
6. The average measurement was not performed when the peak measured data under the limit of average detection.

Site : CB2-H	Time : 2017/04/07
Limit : FCC_Part15E_2016_B4_03M_PK	Margin : 6
Probe : CB2_FCC_EFS_B091_1-18GHz_3M_0117 - VERTICAL	Power : AC 120V / 60Hz
EUT : Lyra	Note : 802.11a_5745MHz Mode 1: Tx-AD2055320 Mode

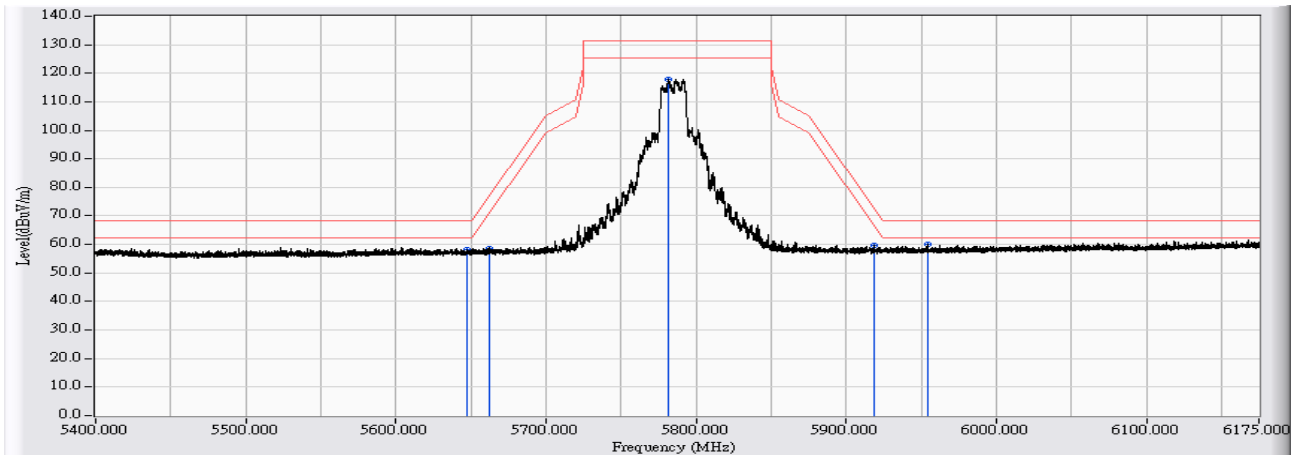


	Frequency (MHz)	Correct Factor (dB)	Reading Level (dBuV)	Measure Level (dBuV/m)	Margin (dB)	Limit (dBuV/m)	Detector Type
1	5474.780	24.354	34.872	59.226	-8.974	68.200	PEAK
2	5651.540	24.799	37.361	62.160	-7.184	69.344	PEAK
3	5740.656	25.253	99.733	124.986	-6.214	131.200	PEAK
4	5925.630	25.186	34.871	60.058	-8.142	68.200	PEAK
5	* 6167.793	26.630	35.627	62.258	-5.942	68.200	PEAK

Note:

1. All readings above 1GHz are performed with peak and/or average measurements as necessary.
2. Peak measurements: RBW = 1MHz, VBW = 1MHz, Sweep: Auto.
3. Average measurements: RBW = 1MHz, VBW = 10 Hz, Sweep: Auto.
4. “ * ”, means this data is the worst emission level.
5. Measurement Level = Reading Level + Correct Factor.
6. The average measurement was not performed when the peak measured data under the limit of average detection.

Site : CB2-H	Time : 2017/04/08
Limit : FCC_Part15E_2016_B4_03M_PK	Margin : 6
Probe : CB2_FCC_EFS_B091_1-18GHz_3M_0117 - HORIZONTAL	Power : AC 120V / 60Hz
EUT : Lyra	Note : 802.11a_5785MHz Mode 1: Tx-AD2055320 Mode

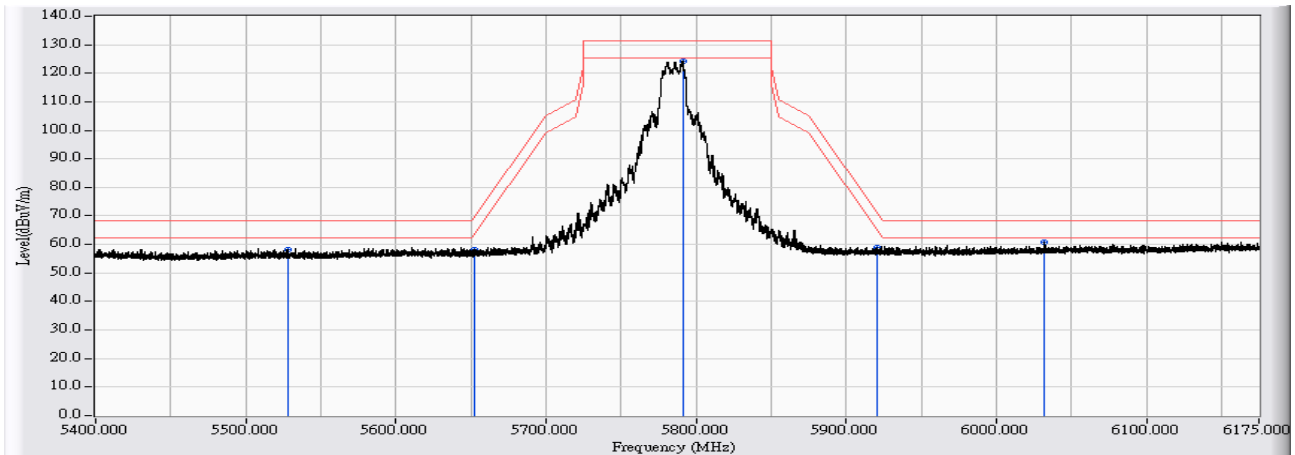


		Frequency (MHz)	Correct Factor (dB)	Reading Level (dBuV)	Measure Level (dBuV/m)	Margin (dB)	Limit (dBuV/m)	Detector Type
1		5647.820	24.787	33.569	58.356	-9.844	68.200	PEAK
2		5662.079	24.838	33.857	58.695	-18.473	77.168	PEAK
3		5781.494	25.293	92.635	117.927	-13.273	131.200	PEAK
4		5918.578	25.147	34.438	59.586	-13.349	72.935	PEAK
5	*	5954.302	25.340	34.539	59.879	-8.321	68.200	PEAK

Note:

1. All readings above 1GHz are performed with peak and/or average measurements as necessary.
2. Peak measurements: RBW = 1MHz, VBW = 1MHz, Sweep: Auto.
3. Average measurements: RBW = 1MHz, VBW = 10 Hz, Sweep: Auto.
4. “ * ”, means this data is the worst emission level.
5. Measurement Level = Reading Level + Correct Factor.
6. The average measurement was not performed when the peak measured data under the limit of average detection.

Site : CB2-H	Time : 2017/04/07
Limit : FCC_Part15E_2016_B4_03M_PK	Margin : 6
Probe : CB2_FCC_EFS_B091_1-18GHz_3M_0117 - VERTICAL	Power : AC 120V / 60Hz
EUT : Lyra	Note : 802.11a_5785MHz Mode 1: Tx-AD2055320 Mode

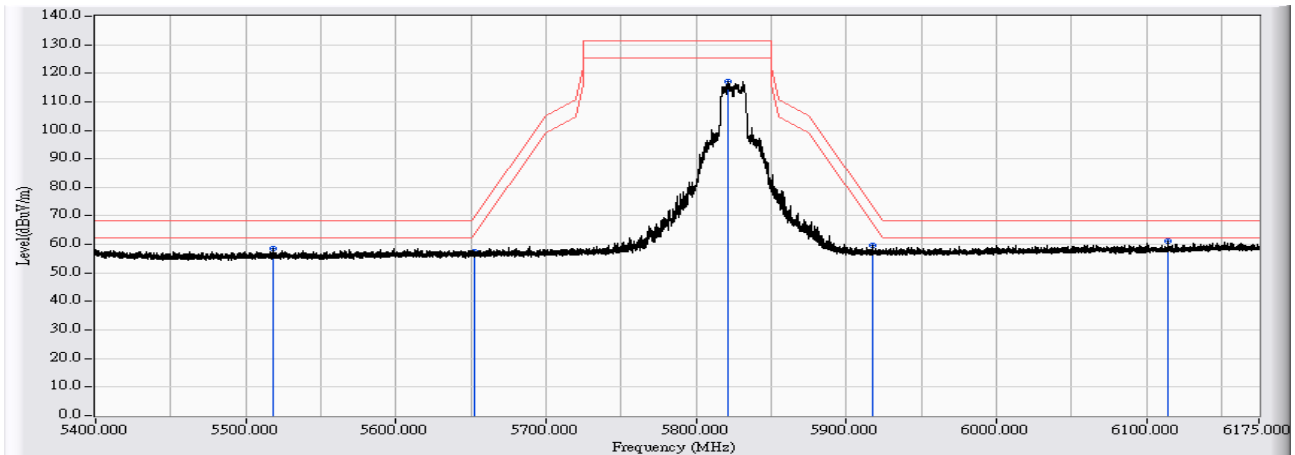


	Frequency (MHz)	Correct Factor (dB)	Reading Level (dBuV)	Measure Level (dBuV/m)	Margin (dB)	Limit (dBuV/m)	Detector Type
1	5528.172	24.352	33.796	58.148	-10.052	68.200	PEAK
2	5652.160	24.801	33.261	58.062	-11.743	69.805	PEAK
3	* 5791.103	25.286	99.066	124.352	-6.848	131.200	PEAK
4	5920.283	25.158	33.682	58.839	-12.838	71.677	PEAK
5	6031.872	25.856	34.815	60.671	-7.529	68.200	PEAK

Note:

1. All readings above 1GHz are performed with peak and/or average measurements as necessary.
2. Peak measurements: RBW = 1MHz, VBW = 1MHz, Sweep: Auto.
3. Average measurements: RBW = 1MHz, VBW = 10 Hz, Sweep: Auto.
4. “ * ”, means this data is the worst emission level.
5. Measurement Level = Reading Level + Correct Factor.
6. The average measurement was not performed when the peak measured data under the limit of average detection.

Site : CB2-H	Time : 2017/04/08
Limit : FCC_Part15E_2016_B4_03M_PK	Margin : 6
Probe : CB2_FCC_EFS_B091_1-18GHz_3M_0117 - HORIZONTAL	Power : AC 120V / 60Hz
EUT : Lyra	Note : 802.11a_5825MHz Mode 1: Tx-AD2055320 Mode

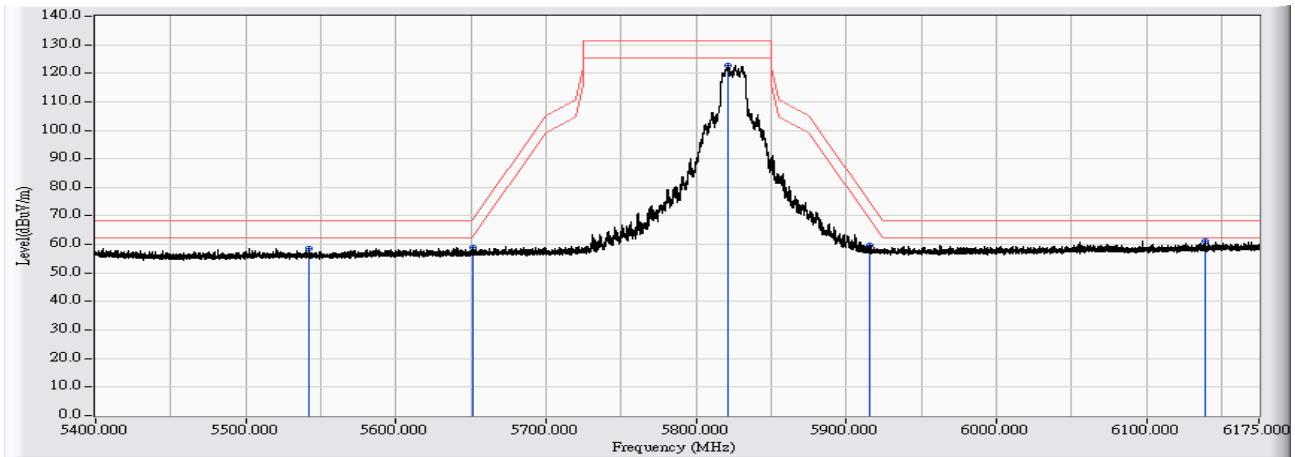


	Frequency (MHz)	Correct Factor (dB)	Reading Level (dBuV)	Measure Level (dBuV/m)	Margin (dB)	Limit (dBuV/m)	Detector Type
1	5517.788	24.403	33.979	58.382	-9.818	68.200	PEAK
2	5652.082	24.801	32.799	57.599	-12.148	69.747	PEAK
3	5820.860	25.251	91.732	116.982	-14.218	131.200	PEAK
4	5917.571	25.142	34.381	59.523	-14.155	73.678	PEAK
5	* 6114.711	26.379	34.948	61.327	-6.873	68.200	PEAK

Note:

1. All readings above 1GHz are performed with peak and/or average measurements as necessary.
2. Peak measurements: RBW = 1MHz, VBW = 1MHz, Sweep: Auto.
3. Average measurements: RBW = 1MHz, VBW = 10 Hz, Sweep: Auto.
4. “ * ”, means this data is the worst emission level.
5. Measurement Level = Reading Level + Correct Factor.
6. The average measurement was not performed when the peak measured data under the limit of average detection.

Site : CB2-H	Time : 2017/04/07
Limit : FCC_Part15E_2016_B4_03M_PK	Margin : 6
Probe : CB2_FCC_EFS_B091_1-18GHz_3M_0117 - VERTICAL	Power : AC 120V / 60Hz
EUT : Lyra	Note : 802.11a_5825MHz Mode 1: Tx-AD2055320 Mode

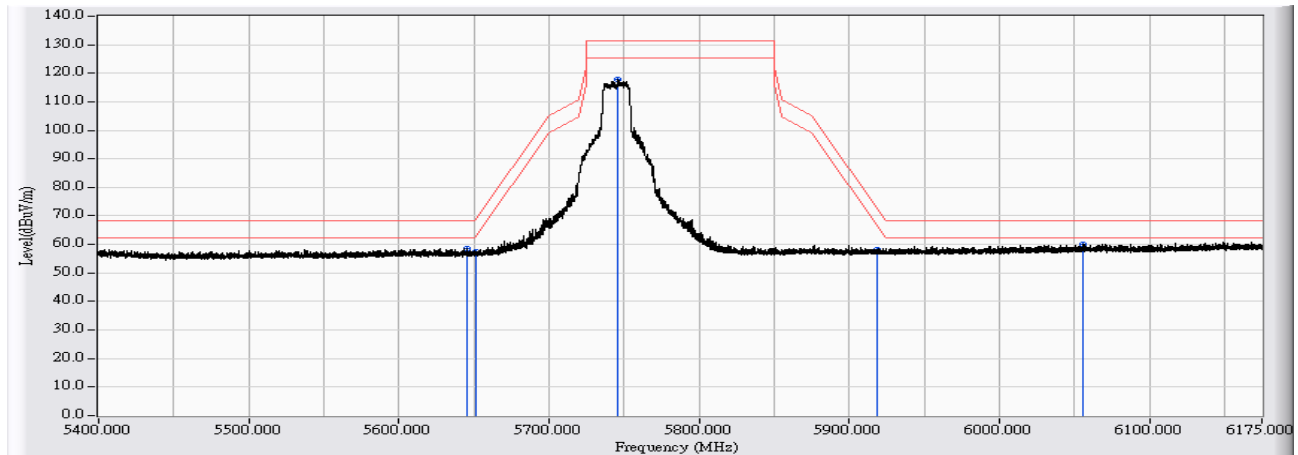


	Frequency (MHz)	Correct Factor (dB)	Reading Level (dBuV)	Measure Level (dBuV/m)	Margin (dB)	Limit (dBuV/m)	Detector Type
1	5541.656	24.287	34.440	58.727	-9.473	68.200	PEAK
2	5650.997	24.797	34.200	58.997	-9.944	68.941	PEAK
3	5821.558	25.249	97.541	122.790	-8.410	131.200	PEAK
4	5915.866	25.133	34.680	59.812	-15.124	74.936	PEAK
5	* 6139.586	26.608	34.659	61.266	-6.934	68.200	PEAK

Note:

1. All readings above 1GHz are performed with peak and/or average measurements as necessary.
2. Peak measurements: RBW = 1MHz, VBW = 1MHz, Sweep: Auto.
3. Average measurements: RBW = 1MHz, VBW = 10 Hz, Sweep: Auto.
4. “ * ”, means this data is the worst emission level.
5. Measurement Level = Reading Level + Correct Factor.
6. The average measurement was not performed when the peak measured data under the limit of average detection.

Site : CB2-H	Time : 2017/04/08
Limit : FCC_Part15E_2016_B4_03M_PK	Margin : 6
Probe : CB2_FCC_EFS_B091_1-18GHz_3M_0117 - HORIZONTAL	Power : AC 120V / 60Hz
EUT : Lyra	Note : 802.11n(20M)_5745MHz Mode 1: Tx-AD2055320 Mode

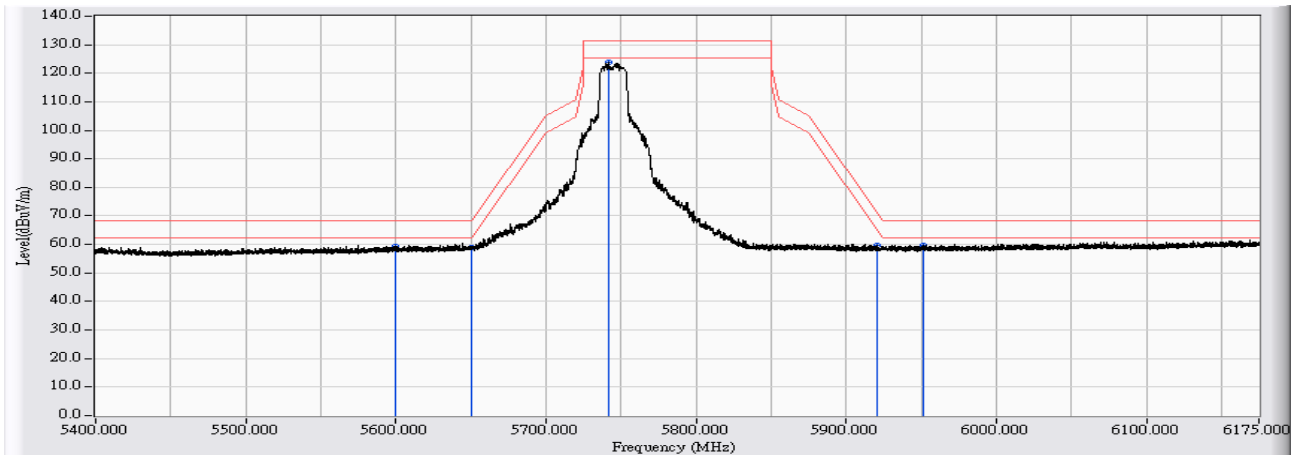


	Frequency (MHz)	Correct Factor (dB)	Reading Level (dBuV)	Measure Level (dBuV/m)	Margin (dB)	Limit (dBuV/m)	Detector Type
1	5645.495	24.785	33.927	58.711	-9.489	68.200	PEAK
2	5650.920	24.797	32.800	57.597	-11.287	68.884	PEAK
3	5746.158	25.288	92.462	117.750	-13.450	131.200	PEAK
4	5918.423	25.147	33.212	58.359	-14.690	73.049	PEAK
5	* 6055.972	26.061	34.131	60.193	-8.007	68.200	PEAK

Note:

1. All readings above 1GHz are performed with peak and/or average measurements as necessary.
2. Peak measurements: RBW = 1MHz, VBW = 1MHz, Sweep: Auto.
3. Average measurements: RBW = 1MHz, VBW = 10 Hz, Sweep: Auto.
4. “ * ”, means this data is the worst emission level.
5. Measurement Level = Reading Level + Correct Factor.
6. The average measurement was not performed when the peak measured data under the limit of average detection.

Site : CB2-H	Time : 2017/04/07
Limit : FCC_Part15E_2016_B4_03M_PK	Margin : 6
Probe : CB2_FCC_EFS_B091_1-18GHz_3M_0117 - VERTICAL	Power : AC 120V / 60Hz
EUT : Lyra	Note : 802.11n(20M)_5745MHz Mode 1: Tx-AD2055320 Mode

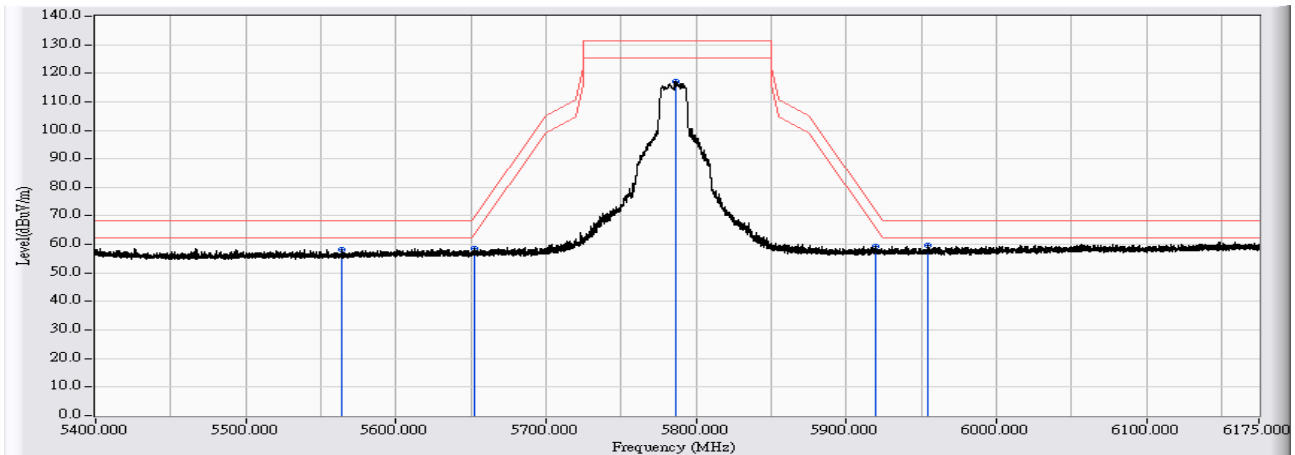


	Frequency (MHz)	Correct Factor (dB)	Reading Level (dBuV)	Measure Level (dBuV/m)	Margin (dB)	Limit (dBuV/m)	Detector Type
1	5599.698	24.702	34.515	59.217	-8.983	68.200	PEAK
2	5650.145	24.794	34.202	58.996	-9.312	68.308	PEAK
3	* 5742.206	25.263	98.719	123.982	-7.218	131.200	PEAK
4	5921.135	25.162	34.420	59.582	-11.467	71.049	PEAK
5	5951.202	25.326	34.520	59.846	-8.354	68.200	PEAK

Note:

1. All readings above 1GHz are performed with peak and/or average measurements as necessary.
2. Peak measurements: RBW = 1MHz, VBW = 1MHz, Sweep: Auto.
3. Average measurements: RBW = 1MHz, VBW = 10 Hz, Sweep: Auto.
4. “ * ”, means this data is the worst emission level.
5. Measurement Level = Reading Level + Correct Factor.
6. The average measurement was not performed when the peak measured data under the limit of average detection.

Site : CB2-H	Time : 2017/04/08
Limit : FCC_Part15E_2016_B4_03M_PK	Margin : 6
Probe : CB2_FCC_EFS_B091_1-18GHz_3M_0117 - HORIZONTAL	Power : AC 120V / 60Hz
EUT : Lyra	Note : 802.11n(20M)_5785MHz Mode 1: Tx-AD2055320 Mode

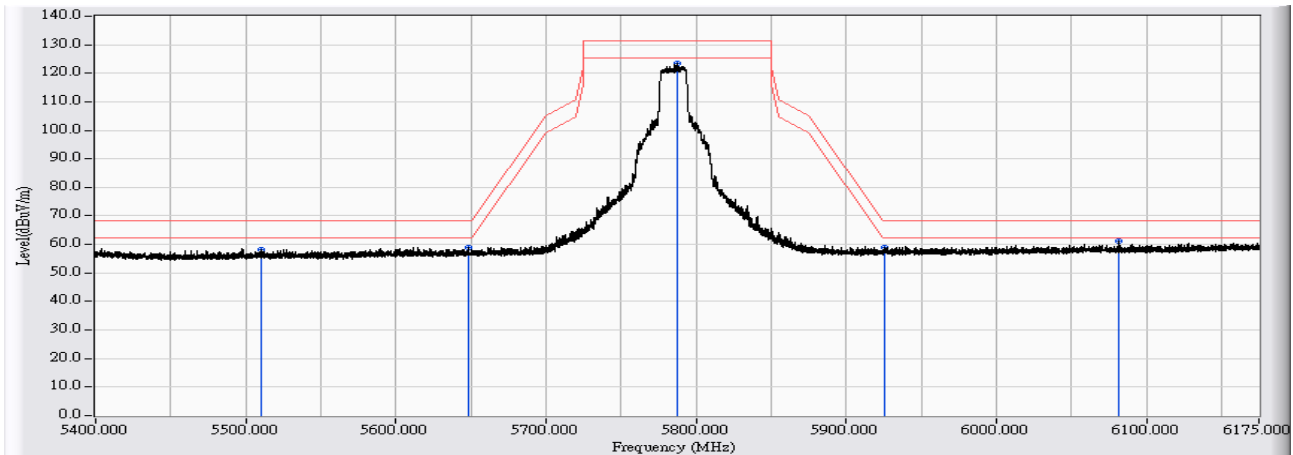


		Frequency (MHz)	Correct Factor (dB)	Reading Level (dBuV)	Measure Level (dBuV/m)	Margin (dB)	Limit (dBuV/m)	Detector Type
1		5563.664	24.373	33.821	58.193	-10.007	68.200	PEAK
2		5652.392	24.801	33.709	58.510	-11.467	69.978	PEAK
3		5786.299	25.289	91.854	117.143	-14.057	131.200	PEAK
4		5919.198	25.151	34.223	59.374	-13.103	72.477	PEAK
5	*	5954.225	25.340	34.249	59.589	-8.611	68.200	PEAK

Note:

1. All readings above 1GHz are performed with peak and/or average measurements as necessary.
2. Peak measurements: RBW = 1MHz, VBW = 1MHz, Sweep: Auto.
3. Average measurements: RBW = 1MHz, VBW = 10 Hz, Sweep: Auto.
4. “ * ”, means this data is the worst emission level.
5. Measurement Level = Reading Level + Correct Factor.
6. The average measurement was not performed when the peak measured data under the limit of average detection.

Site : CB2-H	Time : 2017/04/07
Limit : FCC_Part15E_2016_B4_03M_PK	Margin : 6
Probe : CB2_FCC_EFS_B091_1-18GHz_3M_0117 - VERTICAL	Power : AC 120V / 60Hz
EUT : Lyra	Note : 802.11n(20M)_5785MHz Mode 1: Tx-AD2055320 Mode

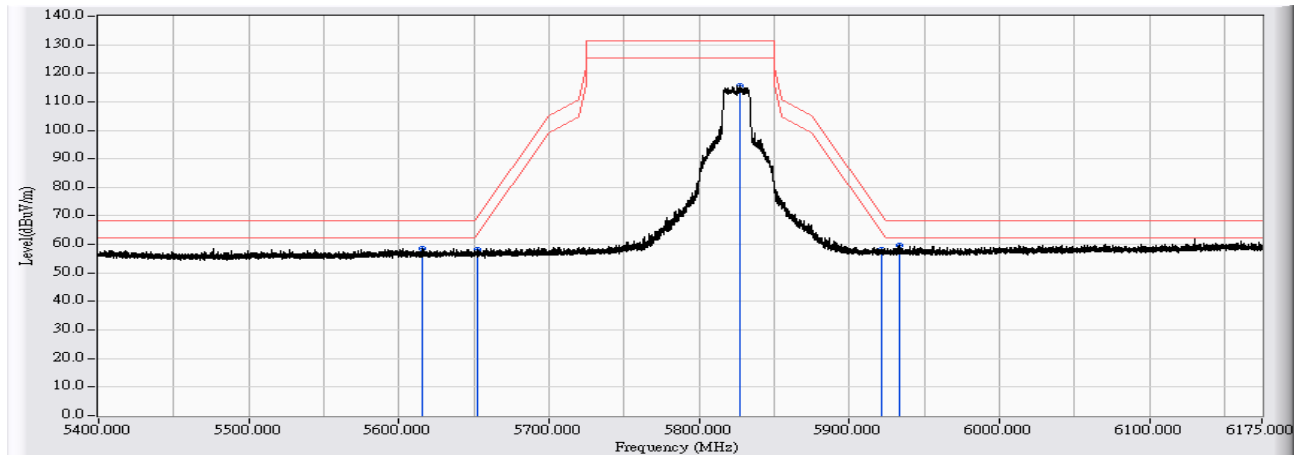


		Frequency (MHz)	Correct Factor (dB)	Reading Level (dBuV)	Measure Level (dBuV/m)	Margin (dB)	Limit (dBuV/m)	Detector Type
1		5510.349	24.439	33.845	58.284	-9.916	68.200	PEAK
2		5647.975	24.787	33.980	58.767	-9.433	68.200	PEAK
3		5787.229	25.288	98.211	123.500	-7.700	131.200	PEAK
4		5925.707	25.186	33.686	58.873	-9.327	68.200	PEAK
5	*	6081.854	26.169	34.849	61.018	-7.182	68.200	PEAK

Note:

1. All readings above 1GHz are performed with peak and/or average measurements as necessary.
2. Peak measurements: RBW = 1MHz, VBW = 1MHz, Sweep: Auto.
3. Average measurements: RBW = 1MHz, VBW = 10 Hz, Sweep: Auto.
4. “ * ”, means this data is the worst emission level.
5. Measurement Level = Reading Level + Correct Factor.
6. The average measurement was not performed when the peak measured data under the limit of average detection.

Site : CB2-H	Time : 2017/04/08
Limit : FCC_Part15E_2016_B4_03M_PK	Margin : 6
Probe : CB2_FCC_EFS_B091_1-18GHz_3M_0117 - HORIZONTAL	Power : AC 120V / 60Hz
EUT : Lyra	Note : 802.11n(20M)_5825MHz Mode 1: Tx-AD2055320 Mode

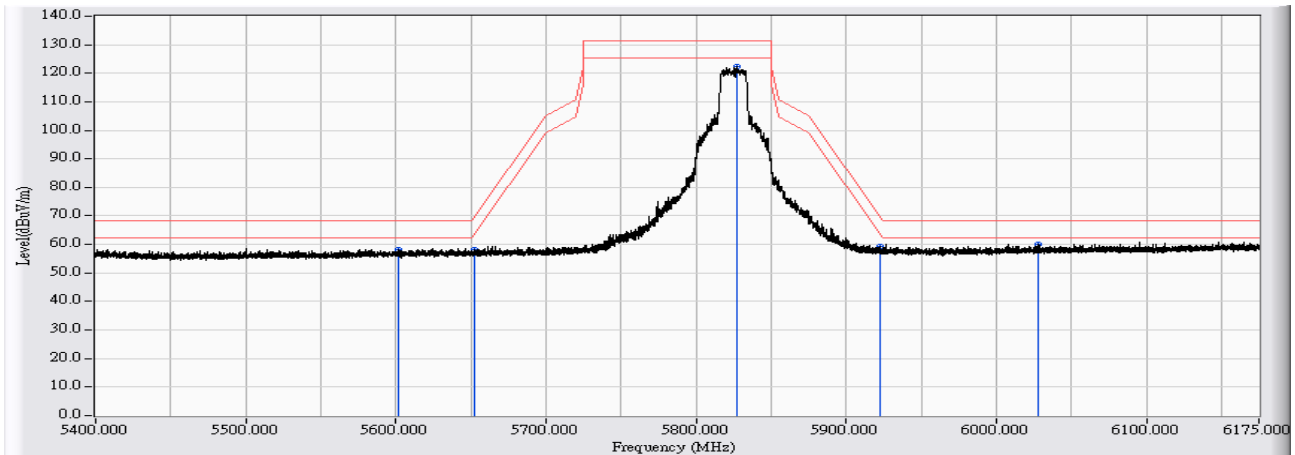


	Frequency (MHz)	Correct Factor (dB)	Reading Level (dBuV)	Measure Level (dBuV/m)	Margin (dB)	Limit (dBuV/m)	Detector Type
1	5615.196	24.749	33.885	58.634	-9.566	68.200	PEAK
2	5652.857	24.802	33.295	58.098	-12.225	70.323	PEAK
3	5827.447	25.240	90.457	115.697	-15.503	131.200	PEAK
4	5921.523	25.164	33.006	58.170	-12.593	70.763	PEAK
5	* 5933.922	25.233	34.294	59.527	-8.673	68.200	PEAK

Note:

1. All readings above 1GHz are performed with peak and/or average measurements as necessary.
2. Peak measurements: RBW = 1MHz, VBW = 1MHz, Sweep: Auto.
3. Average measurements: RBW = 1MHz, VBW = 10 Hz, Sweep: Auto.
4. “ * ”, means this data is the worst emission level.
5. Measurement Level = Reading Level + Correct Factor.
6. The average measurement was not performed when the peak measured data under the limit of average detection.

Site : CB2-H	Time : 2017/04/07
Limit : FCC_Part15E_2016_B4_03M_PK	Margin : 6
Probe : CB2_FCC_EFS_B091_1-18GHz_3M_0117 - VERTICAL	Power : AC 120V / 60Hz
EUT : Lyra	Note : 802.11n(20M)_5825MHz Mode 1: Tx-AD2055320 Mode

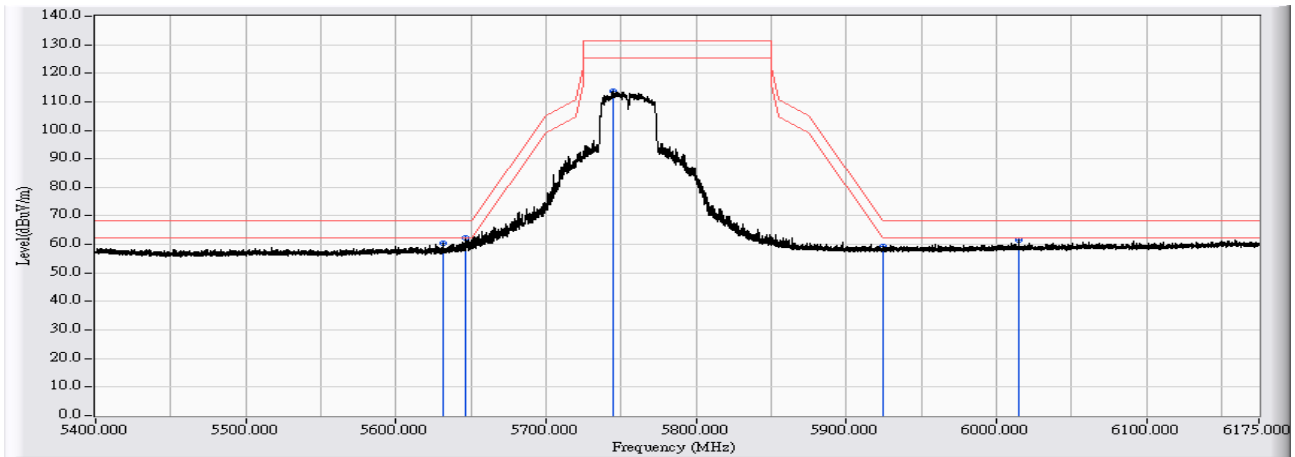


		Frequency (MHz)	Correct Factor (dB)	Reading Level (dBuV)	Measure Level (dBuV/m)	Margin (dB)	Limit (dBuV/m)	Detector Type
1		5601.790	24.714	33.333	58.047	-10.153	68.200	PEAK
2		5651.927	24.800	33.299	58.099	-11.533	69.632	PEAK
3		5827.292	25.240	97.199	122.439	-8.761	131.200	PEAK
4		5922.298	25.168	34.308	59.476	-10.715	70.191	PEAK
5	*	6028.075	25.818	34.245	60.063	-8.137	68.200	PEAK

Note:

1. All readings above 1GHz are performed with peak and/or average measurements as necessary.
2. Peak measurements: RBW = 1MHz, VBW = 1MHz, Sweep: Auto.
3. Average measurements: RBW = 1MHz, VBW = 10 Hz, Sweep: Auto.
4. “ * ”, means this data is the worst emission level.
5. Measurement Level = Reading Level + Correct Factor.
6. The average measurement was not performed when the peak measured data under the limit of average detection.

Site : CB2-H	Time : 2017/04/08
Limit : FCC_Part15E_2016_B4_03M_PK	Margin : 6
Probe : CB2_FCC_EFS_B091_1-18GHz_3M_0117 - HORIZONTAL	Power : AC 120V / 60Hz
EUT : Lyra	Note : 802.11n(40M)_5755MHz Mode 1: Tx-AD2055320 Mode

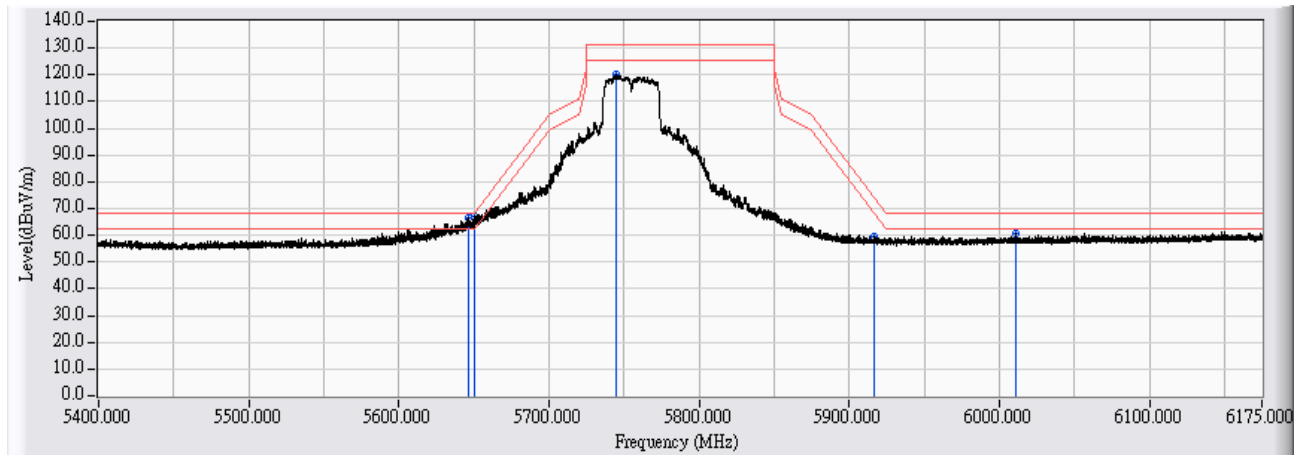


	Frequency (MHz)	Correct Factor (dB)	Reading Level (dBuV)	Measure Level (dBuV/m)	Margin (dB)	Limit (dBuV/m)	Detector Type
1	5631.624	24.768	35.562	60.330	-7.870	68.200	PEAK
2	* 5646.890	24.786	37.402	62.188	-6.012	68.200	PEAK
3	5744.453	25.278	88.308	113.585	-17.615	131.200	PEAK
4	5925.088	25.183	34.054	59.238	-8.962	68.200	PEAK
5	6015.056	25.688	35.724	61.413	-6.787	68.200	PEAK

Note:

1. All readings above 1GHz are performed with peak and/or average measurements as necessary.
2. Peak measurements: RBW = 1MHz, VBW = 1MHz, Sweep: Auto.
3. Average measurements: RBW = 1MHz, VBW = 10 Hz, Sweep: Auto.
4. “ * ”, means this data is the worst emission level.
5. Measurement Level = Reading Level + Correct Factor.
6. The average measurement was not performed when the peak measured data under the limit of average detection.

Site : CB2-H	Time : 2017/04/07
Limit : FCC_Part15E_2016_B4_03M_PK	Margin : 6
Probe : CB2_FCC_EFS_B091_1-18GHz_3M_0117 - VERTICAL	Power : AC 120V / 60Hz
EUT : Lyra	Note : 802.11n(40M)_5755MHz Mode 1: Tx-AD2055320 Mode

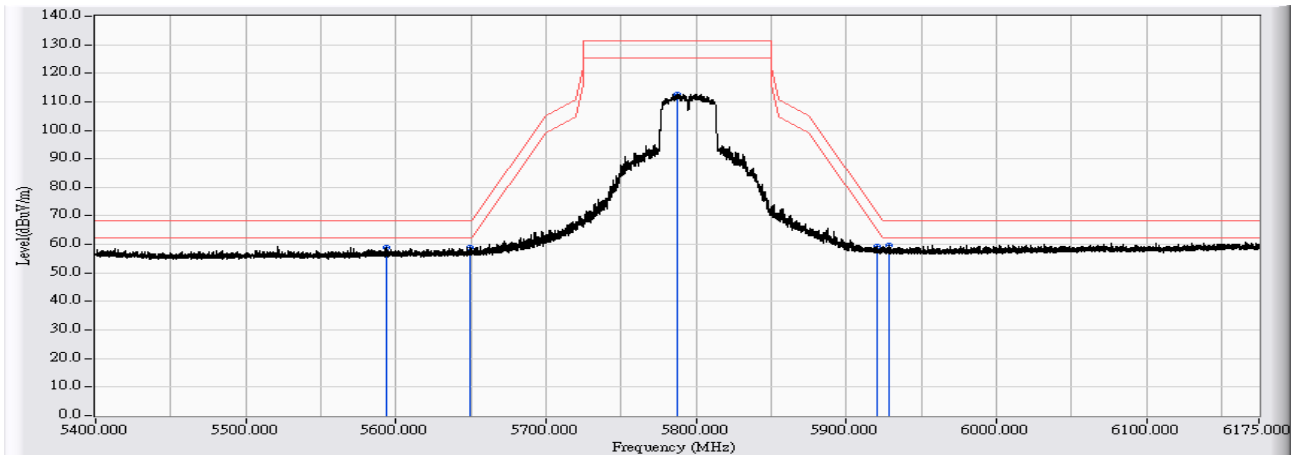


		Frequency (MHz)	Correct Factor (dB)	Reading Level (dBuV)	Measure Level (dBuV/m)	Margin (dB)	Limit (dBuV/m)	Detector Type
1	*	5646.270	24.785	41.898	66.683	-1.517	68.200	PEAK
2		5650.842	24.797	42.015	66.811	-2.015	68.826	PEAK
3		5744.763	25.280	94.596	119.875	-11.325	131.200	PEAK
4		5916.641	25.137	34.186	59.323	-15.041	74.364	PEAK
5		6011.414	25.653	34.880	60.533	-7.667	68.200	PEAK

Note:

1. All readings above 1GHz are performed with peak and/or average measurements as necessary.
2. Peak measurements: RBW = 1MHz, VBW = 1MHz, Sweep: Auto.
3. Average measurements: RBW = 1MHz, VBW = 10 Hz, Sweep: Auto.
4. “ * ”, means this data is the worst emission level.
5. Measurement Level = Reading Level + Correct Factor.
6. The average measurement was not performed when the peak measured data under the limit of average detection.

Site : CB2-H	Time : 2017/04/08
Limit : FCC_Part15E_2016_B4_03M_PK	Margin : 6
Probe : CB2_FCC_EFS_B091_1-18GHz_3M_0117 - HORIZONTAL	Power : AC 120V / 60Hz
EUT : Lyra	Note : 802.11n(40M)_5795MHz Mode 1: Tx-AD2055320 Mode

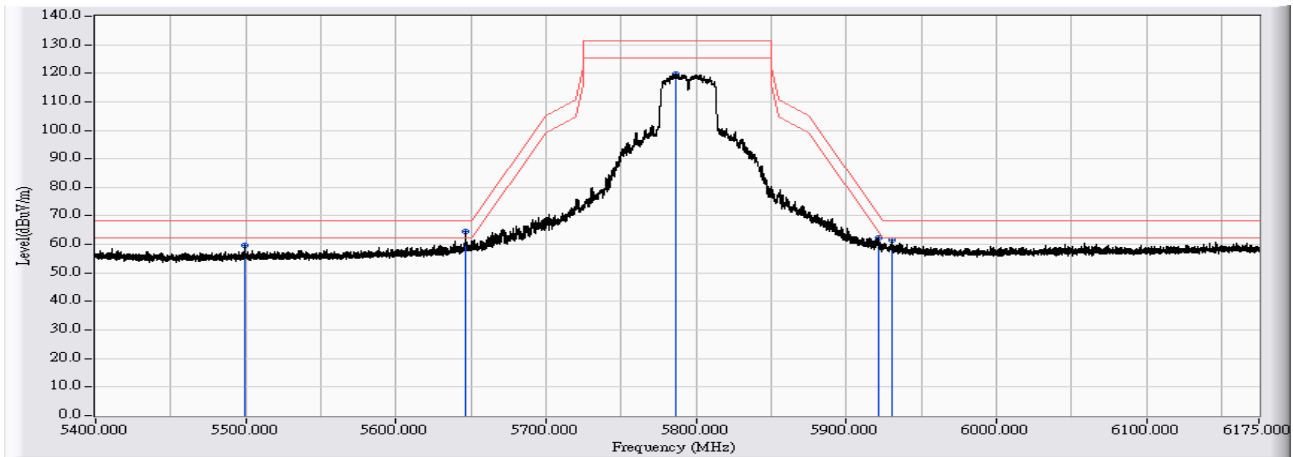


		Frequency (MHz)	Correct Factor (dB)	Reading Level (dBuV)	Measure Level (dBuV/m)	Margin (dB)	Limit (dBuV/m)	Detector Type
1		5593.808	24.651	34.306	58.956	-9.244	68.200	PEAK
2		5649.603	24.792	34.169	58.961	-9.239	68.200	PEAK
3		5787.384	25.288	87.435	112.724	-18.476	131.200	PEAK
4		5920.361	25.158	34.113	59.270	-12.350	71.620	PEAK
5	*	5928.730	25.204	34.403	59.607	-8.593	68.200	PEAK

Note:

1. All readings above 1GHz are performed with peak and/or average measurements as necessary.
2. Peak measurements: RBW = 1MHz, VBW = 1MHz, Sweep: Auto.
3. Average measurements: RBW = 1MHz, VBW = 10 Hz, Sweep: Auto.
4. “ * ”, means this data is the worst emission level.
5. Measurement Level = Reading Level + Correct Factor.
6. The average measurement was not performed when the peak measured data under the limit of average detection.

Site : CB2-H	Time : 2017/04/07
Limit : FCC_Part15E_2016_B4_03M_PK	Margin : 6
Probe : CB2_FCC_EFS_B091_1-18GHz_3M_0117 - VERTICAL	Power : AC 120V / 60Hz
EUT : Lyra	Note : 802.11n(40M)_5795MHz Mode 1: Tx-AD2055320 Mode

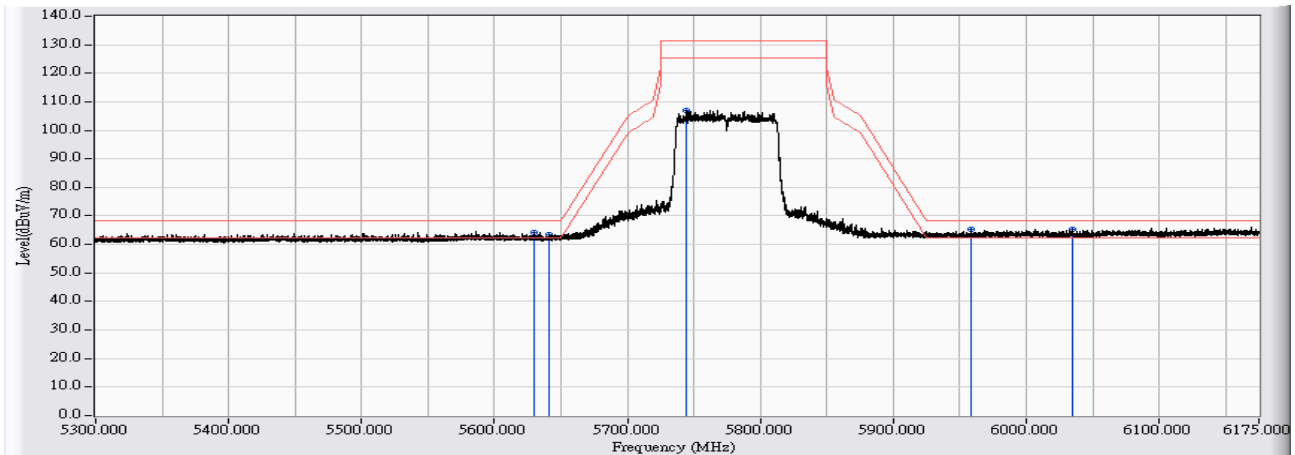


	Frequency (MHz)	Correct Factor (dB)	Reading Level (dBuV)	Measure Level (dBuV/m)	Margin (dB)	Limit (dBuV/m)	Detector Type
1	5499.113	24.469	35.067	59.535	-8.665	68.200	PEAK
2	* 5646.658	24.785	39.589	64.375	-3.825	68.200	PEAK
3	5786.609	25.289	94.414	119.703	-11.497	131.200	PEAK
4	5921.290	25.162	37.142	62.305	-8.630	70.935	PEAK
5	5930.202	25.212	36.524	61.736	-6.464	68.200	PEAK

Note:

1. All readings above 1GHz are performed with peak and/or average measurements as necessary.
2. Peak measurements: RBW = 1MHz, VBW = 1MHz, Sweep: Auto.
3. Average measurements: RBW = 1MHz, VBW = 10 Hz, Sweep: Auto.
4. “ * ”, means this data is the worst emission level.
5. Measurement Level = Reading Level + Correct Factor.
6. The average measurement was not performed when the peak measured data under the limit of average detection.

Site : CB2-H	Time : 2017/04/13
Limit : FCC_Part15E_2016_B4_03M_PK	Margin : 6
Probe : CB2_FCC_EFS_B091_1-18GHz_3M_0117 - HORIZONTAL	Power : AC 120V / 60Hz
EUT : Lyra	Note : 802.11ac(80M)_5775MHz Mode 1: Tx-AD2055320 Mode

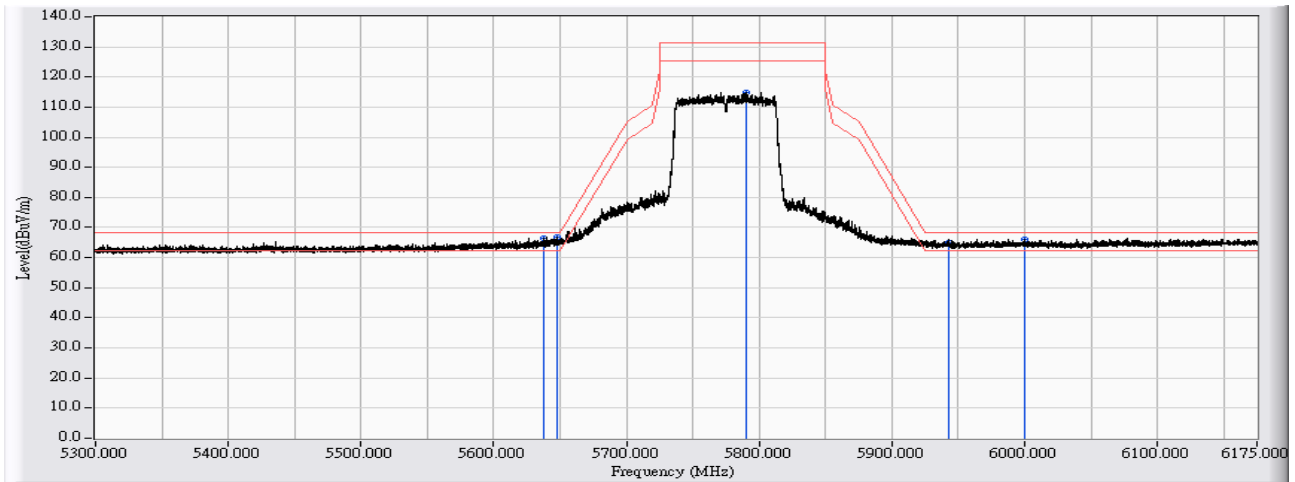


	Frequency (MHz)	Correct Factor (dB)	Reading Level (dBuV)	Measure Level (dBuV/m)	Margin (dB)	Limit (dBuV/m)	Detector Type
1	5629.667	7.772	56.515	64.287	-3.913	68.200	PEAK
2	5640.516	7.803	55.694	63.497	-4.703	68.200	PEAK
3	5744.630	8.098	98.977	107.075	-24.125	131.200	PEAK
4	5958.284	8.684	56.602	65.286	-2.914	68.200	PEAK
5	* 6034.577	8.922	56.431	65.353	-2.847	68.200	PEAK

Note:

1. All readings above 1GHz are performed with peak and/or average measurements as necessary.
2. Peak measurements: RBW = 1MHz, VBW = 1MHz, Sweep: Auto.
3. Average measurements: RBW = 1MHz, VBW = 10 Hz, Sweep: Auto.
4. “ * ”, means this data is the worst emission level.
5. Measurement Level = Reading Level + Correct Factor.
6. The average measurement was not performed when the peak measured data under the limit of average detection.

Site : CB2-H	Time : 2017/04/13
Limit : FCC_Part15E_2016_B4_03M_PK	Margin : 6
Probe : CB2_FCC_EFS_B091_1-18GHz_3M_0117 - VERTICAL	Power : AC 120V / 60Hz
EUT : Lyra	Note : 802.11ac(80M)_5775MHz Mode 1: Tx-AD2055320 Mode

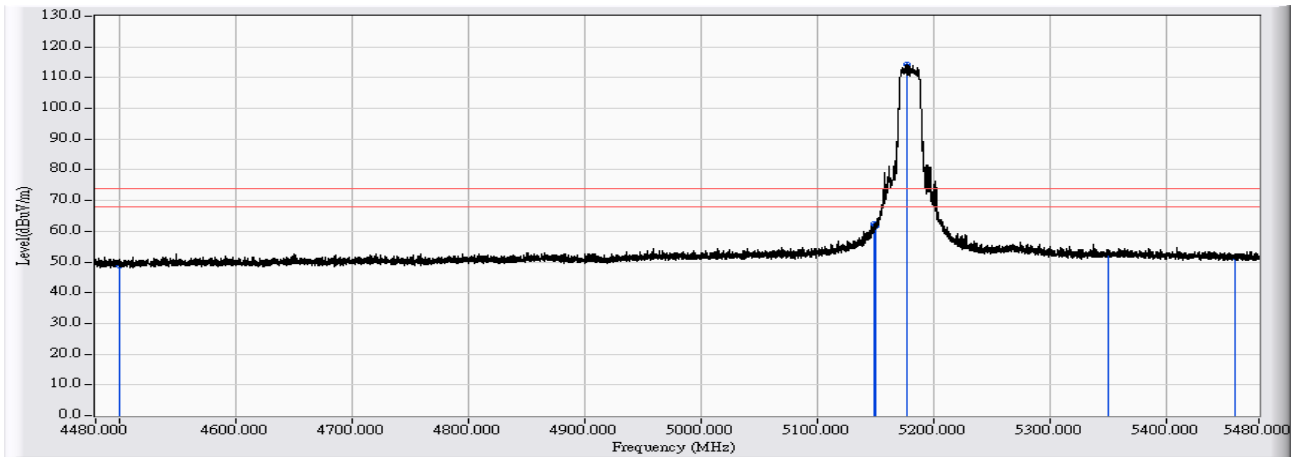


	Frequency (MHz)	Correct Factor (dB)	Reading Level (dBuV)	Measure Level (dBuV/m)	Margin (dB)	Limit (dBuV/m)	Detector Type
1	5637.628	7.795	58.824	66.619	-1.581	68.200	PEAK
2	* 5647.865	7.823	59.061	66.885	-1.315	68.200	PEAK
3	5789.776	8.223	106.747	114.969	-16.231	131.200	PEAK
4	5942.536	8.642	56.445	65.086	-3.114	68.200	PEAK
5	5999.667	8.799	57.110	65.909	-2.291	68.200	PEAK

Note:

1. All readings above 1GHz are performed with peak and/or average measurements as necessary.
2. Peak measurements: RBW = 1MHz, VBW = 1MHz, Sweep: Auto.
3. Average measurements: RBW = 1MHz, VBW = 10 Hz, Sweep: Auto.
4. “ * ”, means this data is the worst emission level.
5. Measurement Level = Reading Level + Correct Factor.
6. The average measurement was not performed when the peak measured data under the limit of average detection.

Site : CB4-H	Time : 2017/04/19
Limit : FCC_SpartC_15.209_03M_PK	Margin : 6
Probe : CB4_FCC_EFS_B432_1-18GHz_3M_1116 - HORIZONTAL	Power : AC 120V / 60Hz
EUT : Lyra	Note : 802.11n(20M)_5180MHz Mode 2: Tx-AD2055320 BF Mode

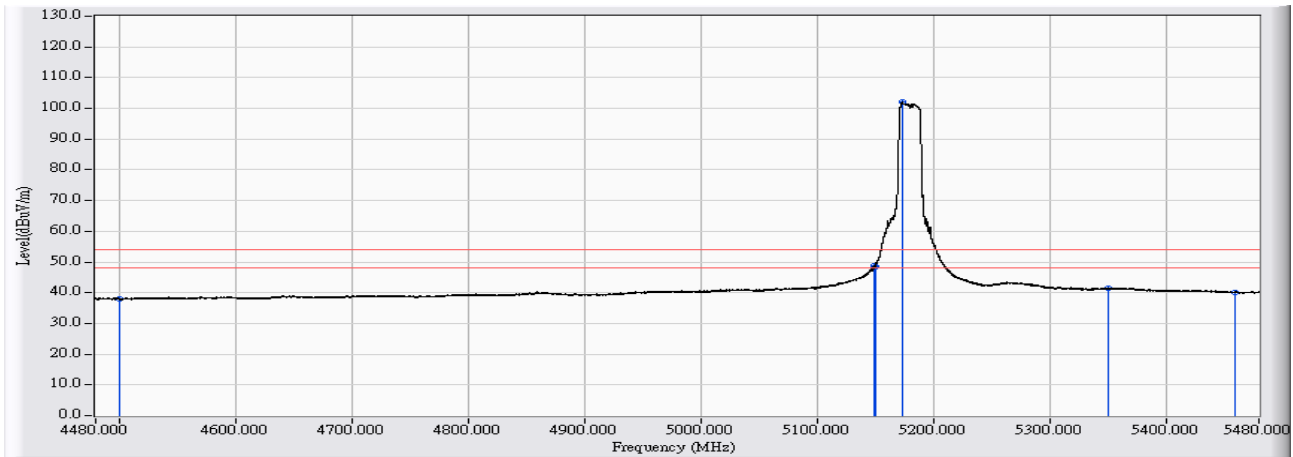


	Frequency (MHz)	Correct Factor (dB)	Reading Level (dBuV)	Measure Level (dBuV/m)	Margin (dB)	Limit (dBuV/m)	Detector Type
1	4500.000	17.760	30.877	48.637	-25.363	74.000	PEAK
2	5149.233	19.752	42.687	62.439	-11.561	74.000	PEAK
3	5150.000	19.753	41.856	61.609	-12.391	74.000	PEAK
4	* 5177.830	19.788	94.612	114.400	40.400	74.000	PEAK
5	5350.000	19.987	32.521	52.507	-21.493	74.000	PEAK
6	5460.000	20.106	31.626	51.732	-22.268	74.000	PEAK

Note:

1. All readings above 1GHz are performed with peak and/or average measurements as necessary.
2. Peak measurements: RBW = 1MHz, VBW = 1MHz, Sweep: Auto.
3. Average measurements: RBW = 1MHz, VBW = 10 Hz, Sweep: Auto.
4. “ * ”, means this data is the worst emission level.
5. Measurement Level = Reading Level + Correct Factor.
6. The average measurement was not performed when the peak measured data under the limit of average detection.

Site : CB4-H	Time : 2017/04/19
Limit : FCC_SpartC_15.209_03M_AV	Margin : 6
Probe : CB4_FCC_EFS_B432_1-18GHz_3M_1116 - HORIZONTAL	Power : AC 120V / 60Hz
EUT : Lyra	Note : 802.11n(20M)_5180MHz Mode 2: Tx-AD2055320 BF Mode

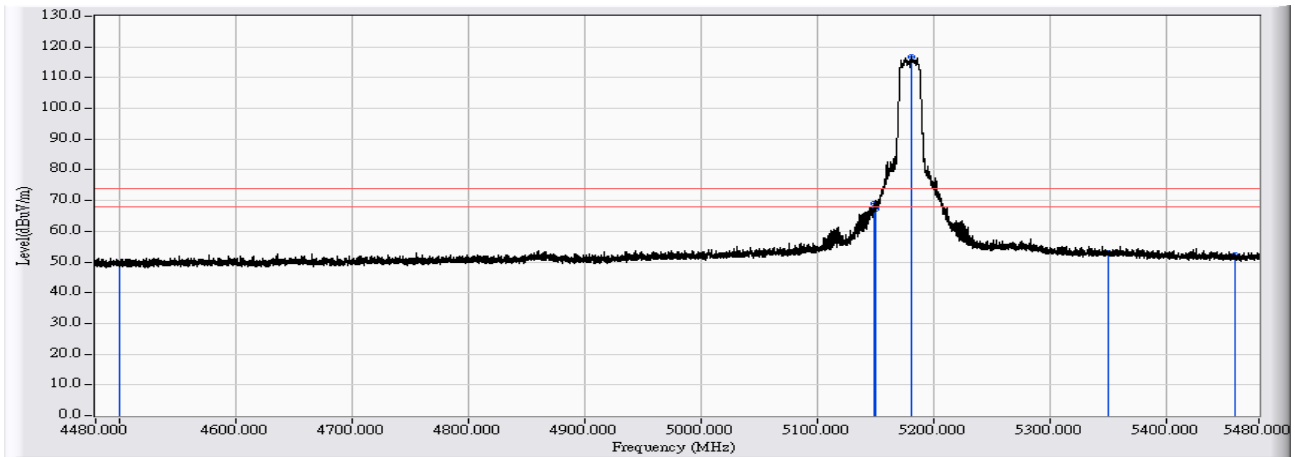


	Frequency (MHz)	Correct Factor (dB)	Reading Level (dBuV)	Measure Level (dBuV/m)	Margin (dB)	Limit (dBuV/m)	Detector Type
1	4500.000	17.760	20.179	37.939	-16.061	54.000	AVERAGE
2	5149.633	19.752	29.048	48.801	-5.199	54.000	AVERAGE
3	5150.000	19.753	28.839	48.592	-5.408	54.000	AVERAGE
4	* 5173.531	19.783	82.457	102.240	48.240	54.000	AVERAGE
5	5350.000	19.987	21.415	41.401	-12.599	54.000	AVERAGE
6	5460.000	20.106	20.033	40.139	-13.861	54.000	AVERAGE

Note:

1. All readings above 1GHz are performed with peak and/or average measurements as necessary.
2. Peak measurements: RBW = 1MHz, VBW = 1MHz, Sweep: Auto.
3. Average measurements: RBW = 1MHz, VBW = 10 Hz, Sweep: Auto.
4. “ * ”, means this data is the worst emission level.
5. Measurement Level = Reading Level + Correct Factor.
6. The average measurement was not performed when the peak measured data under the limit of average detection.

Site : CB4-H	Time : 2017/04/19
Limit : FCC_SpartC_15.209_03M_PK	Margin : 6
Probe : CB4_FCC_EFS_B432_1-18GHz_3M_1116 - VERTICAL	Power : AC 120V / 60Hz
EUT : Lyra	Note : 802.11n(20M)_5180MHz Mode 2: Tx-AD2055320 BF Mode

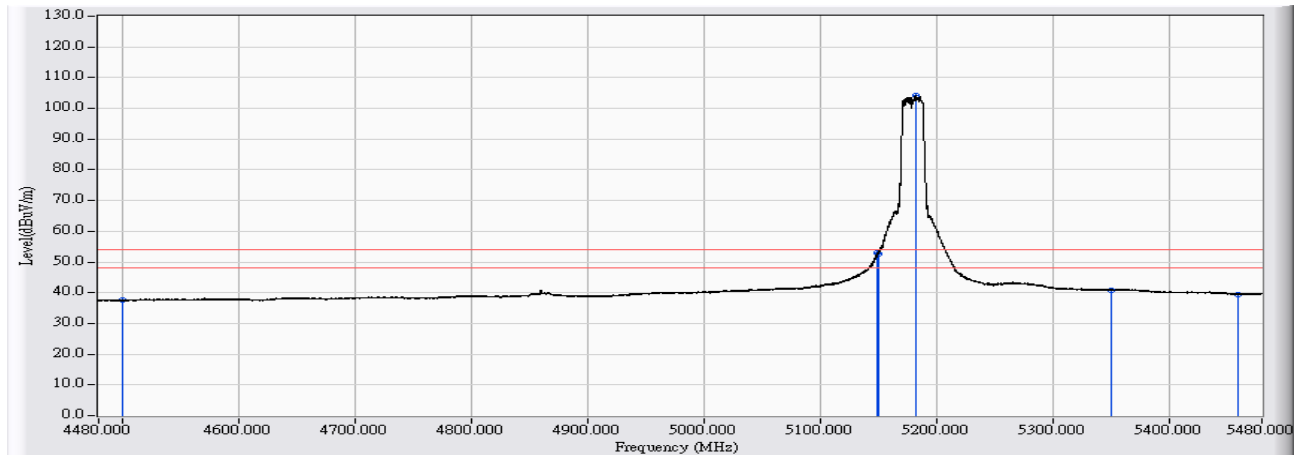


	Frequency (MHz)	Correct Factor (dB)	Reading Level (dBuV)	Measure Level (dBuV/m)	Margin (dB)	Limit (dBuV/m)	Detector Type
1	4500.000	17.760	31.660	49.420	-24.580	74.000	PEAK
2	5149.633	19.752	49.290	69.043	-4.957	74.000	PEAK
3	5150.000	19.753	47.439	67.192	-6.808	74.000	PEAK
4	* 5181.330	19.792	96.861	116.653	42.653	74.000	PEAK
5	5350.000	19.987	33.081	53.067	-20.933	74.000	PEAK
6	5460.000	20.106	32.320	52.426	-21.574	74.000	PEAK

Note:

1. All readings above 1GHz are performed with peak and/or average measurements as necessary.
2. Peak measurements: RBW = 1MHz, VBW = 1MHz, Sweep: Auto.
3. Average measurements: RBW = 1MHz, VBW = 10 Hz, Sweep: Auto.
4. “ * ”, means this data is the worst emission level.
5. Measurement Level = Reading Level + Correct Factor.
6. The average measurement was not performed when the peak measured data under the limit of average detection.

Site : CB4-H	Time : 2017/04/19
Limit : FCC_SpartC_15.209_03M_AV	Margin : 6
Probe : CB4_FCC_EFS_B432_1-18GHz_3M_1116 - VERTICAL	Power : AC 120V / 60Hz
EUT : Lyra	Note : 802.11n(20M)_5180MHz Mode 2: Tx-AD2055320 BF Mode

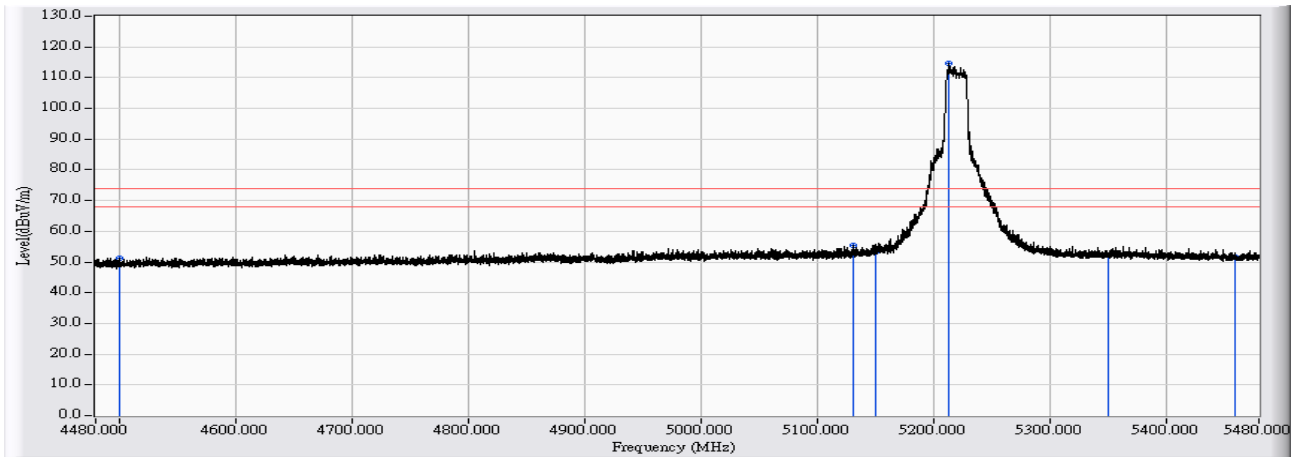


	Frequency (MHz)	Correct Factor (dB)	Reading Level (dBuV)	Measure Level (dBuV/m)	Margin (dB)	Limit (dBuV/m)	Detector Type
1	4500.000	17.760	19.848	37.608	-16.392	54.000	AVERAGE
2	5149.833	19.753	33.138	52.891	-1.109	54.000	AVERAGE
3	5150.000	19.753	33.039	52.792	-1.208	54.000	AVERAGE
4	* 5181.930	19.793	84.345	104.138	50.138	54.000	AVERAGE
5	5350.000	19.987	20.848	40.834	-13.166	54.000	AVERAGE
6	5460.000	20.106	19.444	39.550	-14.450	54.000	AVERAGE

Note:

1. All readings above 1GHz are performed with peak and/or average measurements as necessary.
2. Peak measurements: RBW = 1MHz, VBW = 1MHz, Sweep: Auto.
3. Average measurements: RBW = 1MHz, VBW = 10 Hz, Sweep: Auto.
4. “ * ”, means this data is the worst emission level.
5. Measurement Level = Reading Level + Correct Factor.
6. The average measurement was not performed when the peak measured data under the limit of average detection.

Site : CB4-H	Time : 2017/04/19
Limit : FCC_SpartC_15.209_03M_PK	Margin : 6
Probe : CB4_FCC_EFS_B432_1-18GHz_3M_1116 - HORIZONTAL	Power : AC 120V / 60Hz
EUT : Lyra	Note : 802.11n(20M)_5220MHz Mode 2: Tx-AD2055320 BF Mode

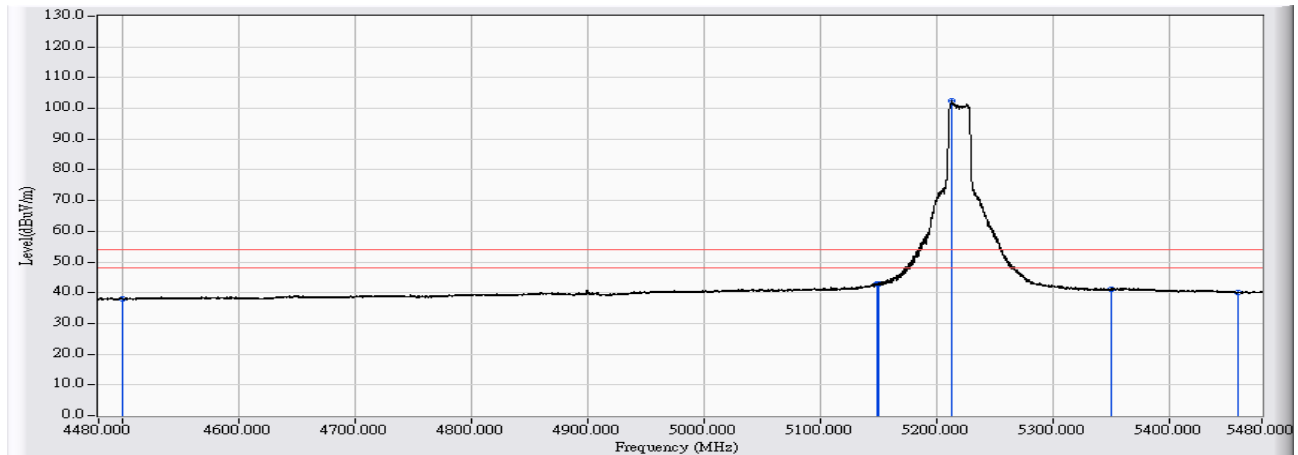


	Frequency (MHz)	Correct Factor (dB)	Reading Level (dBuV)	Measure Level (dBuV/m)	Margin (dB)	Limit (dBuV/m)	Detector Type
1	4500.000	17.760	33.558	51.318	-22.682	74.000	PEAK
2	5130.935	19.730	35.604	55.334	-18.666	74.000	PEAK
3	5150.000	19.753	33.483	53.236	-20.764	74.000	PEAK
4	* 5213.627	19.832	94.869	114.701	40.701	74.000	PEAK
5	5350.000	19.987	32.201	52.187	-21.813	74.000	PEAK
6	5460.000	20.106	31.556	51.662	-22.338	74.000	PEAK

Note:

1. All readings above 1GHz are performed with peak and/or average measurements as necessary.
2. Peak measurements: RBW = 1MHz, VBW = 1MHz, Sweep: Auto.
3. Average measurements: RBW = 1MHz, VBW = 10 Hz, Sweep: Auto.
4. “ * ”, means this data is the worst emission level.
5. Measurement Level = Reading Level + Correct Factor.
6. The average measurement was not performed when the peak measured data under the limit of average detection.

Site : CB4-H	Time : 2017/04/19
Limit : FCC_SpartC_15.209_03M_AV	Margin : 6
Probe : CB4_FCC_EFS_B432_1-18GHz_3M_1116 - HORIZONTAL	Power : AC 120V / 60Hz
EUT : Lyra	Note : 802.11n(20M)_5220MHz Mode 2: Tx-AD2055320 BF Mode

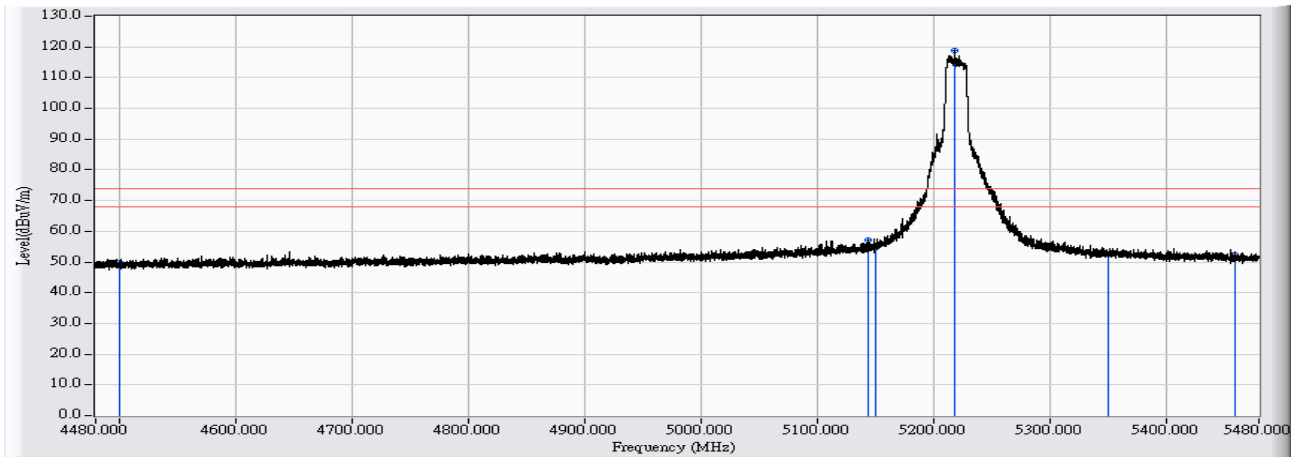


	Frequency (MHz)	Correct Factor (dB)	Reading Level (dBuV)	Measure Level (dBuV/m)	Margin (dB)	Limit (dBuV/m)	Detector Type
1	4500.000	17.760	20.199	37.959	-16.041	54.000	AVERAGE
2	5149.833	19.753	22.994	42.747	-11.253	54.000	AVERAGE
3	5150.000	19.753	23.119	42.872	-11.128	54.000	AVERAGE
4	* 5213.427	19.832	82.638	102.470	48.470	54.000	AVERAGE
5	5350.000	19.987	21.172	41.158	-12.842	54.000	AVERAGE
6	5460.000	20.106	20.015	40.121	-13.879	54.000	AVERAGE

Note:

1. All readings above 1GHz are performed with peak and/or average measurements as necessary.
2. Peak measurements: RBW = 1MHz, VBW = 1MHz, Sweep: Auto.
3. Average measurements: RBW = 1MHz, VBW = 10 Hz, Sweep: Auto.
4. “ * ”, means this data is the worst emission level.
5. Measurement Level = Reading Level + Correct Factor.
6. The average measurement was not performed when the peak measured data under the limit of average detection.

Site : CB4-H	Time : 2017/04/19
Limit : FCC_SpartC_15.209_03M_PK	Margin : 6
Probe : CB4_FCC_EFS_B432_1-18GHz_3M_1116 - VERTICAL	Power : AC 120V / 60Hz
EUT : Lyra	Note : 802.11n(20M)_5220MHz Mode 2: Tx-AD2055320 BF Mode

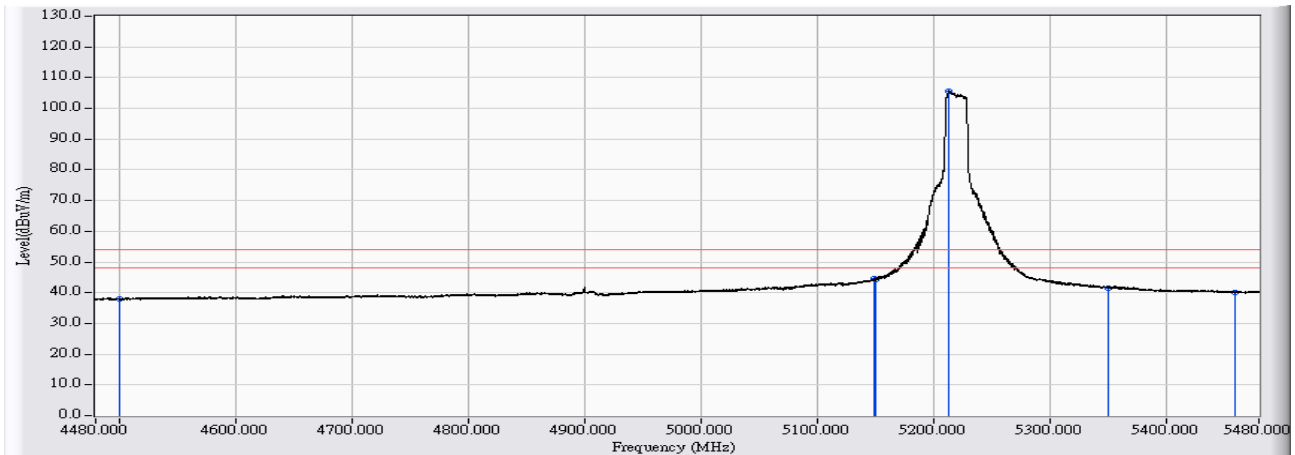


	Frequency (MHz)	Correct Factor (dB)	Reading Level (dBuV)	Measure Level (dBuV/m)	Margin (dB)	Limit (dBuV/m)	Detector Type
1	4500.000	17.760	31.987	49.747	-24.253	74.000	PEAK
2	5144.334	19.747	37.515	57.261	-16.739	74.000	PEAK
3	5150.000	19.753	35.164	54.917	-19.083	74.000	PEAK
4	* 5218.426	19.838	98.918	118.756	44.756	74.000	PEAK
5	5350.000	19.987	32.592	52.578	-21.422	74.000	PEAK
6	5460.000	20.106	32.213	52.319	-21.681	74.000	PEAK

Note:

1. All readings above 1GHz are performed with peak and/or average measurements as necessary.
2. Peak measurements: RBW = 1MHz, VBW = 1MHz, Sweep: Auto.
3. Average measurements: RBW = 1MHz, VBW = 10 Hz, Sweep: Auto.
4. “ * ”, means this data is the worst emission level.
5. Measurement Level = Reading Level + Correct Factor.
6. The average measurement was not performed when the peak measured data under the limit of average detection.

Site : CB4-H	Time : 2017/04/19
Limit : FCC_SpartC_15.209_03M_AV	Margin : 6
Probe : CB4_FCC_EFS_B432_1-18GHz_3M_1116 - VERTICAL	Power : AC 120V / 60Hz
EUT : Lyra	Note : 802.11n(20M)_5220MHz Mode 2: Tx-AD2055320 BF Mode

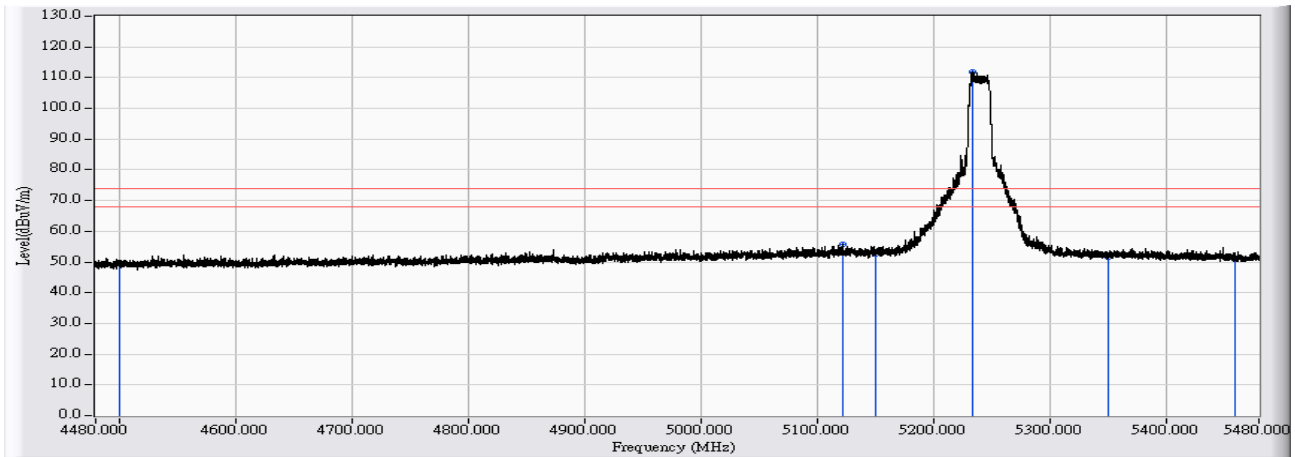


	Frequency (MHz)	Correct Factor (dB)	Reading Level (dBuV)	Measure Level (dBuV/m)	Margin (dB)	Limit (dBuV/m)	Detector Type
1	4500.000	17.760	20.124	37.884	-16.116	54.000	AVERAGE
2	5149.733	19.753	24.788	44.541	-9.459	54.000	AVERAGE
3	5150.000	19.753	24.643	44.396	-9.604	54.000	AVERAGE
4	* 5213.427	19.832	85.893	105.725	51.725	54.000	AVERAGE
5	5350.000	19.987	21.597	41.583	-12.417	54.000	AVERAGE
6	5460.000	20.106	19.836	39.942	-14.058	54.000	AVERAGE

Note:

1. All readings above 1GHz are performed with peak and/or average measurements as necessary.
2. Peak measurements: RBW = 1MHz, VBW = 1MHz, Sweep: Auto.
3. Average measurements: RBW = 1MHz, VBW = 10 Hz, Sweep: Auto.
4. “ * ”, means this data is the worst emission level.
5. Measurement Level = Reading Level + Correct Factor.
6. The average measurement was not performed when the peak measured data under the limit of average detection.

Site : CB4-H	Time : 2017/04/19
Limit : FCC_SpartC_15.209_03M_PK	Margin : 6
Probe : CB4_FCC_EFS_B432_1-18GHz_3M_1116 - HORIZONTAL	Power : AC 120V / 60Hz
EUT : Lyra	Note : 802.11n(20M)_5240MHz Mode 2: Tx-AD2055320 BF Mode

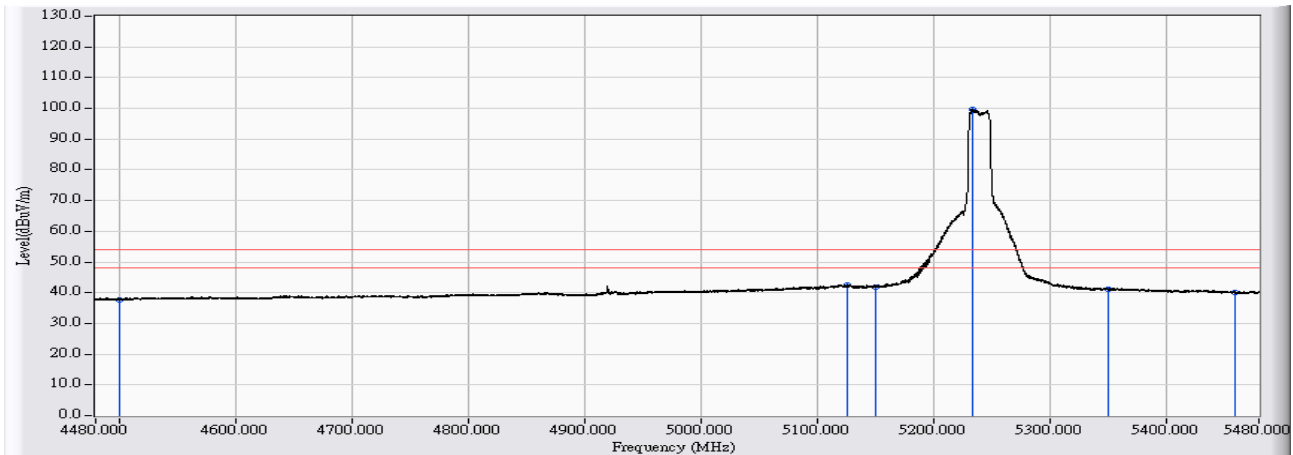


	Frequency (MHz)	Correct Factor (dB)	Reading Level (dBuV)	Measure Level (dBuV/m)	Margin (dB)	Limit (dBuV/m)	Detector Type
1	4500.000	17.760	31.899	49.659	-24.341	74.000	PEAK
2	5121.936	19.719	35.873	55.592	-18.408	74.000	PEAK
3	5150.000	19.753	32.839	52.592	-21.408	74.000	PEAK
4	* 5234.425	19.858	91.865	111.723	37.723	74.000	PEAK
5	5350.000	19.987	31.677	51.663	-22.337	74.000	PEAK
6	5460.000	20.106	31.086	51.192	-22.808	74.000	PEAK

Note:

1. All readings above 1GHz are performed with peak and/or average measurements as necessary.
2. Peak measurements: RBW = 1MHz, VBW = 1MHz, Sweep: Auto.
3. Average measurements: RBW = 1MHz, VBW = 10 Hz, Sweep: Auto.
4. “ * ”, means this data is the worst emission level.
5. Measurement Level = Reading Level + Correct Factor.
6. The average measurement was not performed when the peak measured data under the limit of average detection.

Site : CB4-H	Time : 2017/04/19
Limit : FCC_SpartC_15.209_03M_AV	Margin : 6
Probe : CB4_FCC_EFS_B432_1-18GHz_3M_1116 - HORIZONTAL	Power : AC 120V / 60Hz
EUT : Lyra	Note : 802.11n(20M)_5240MHz Mode 2: Tx-AD2055320 BF Mode

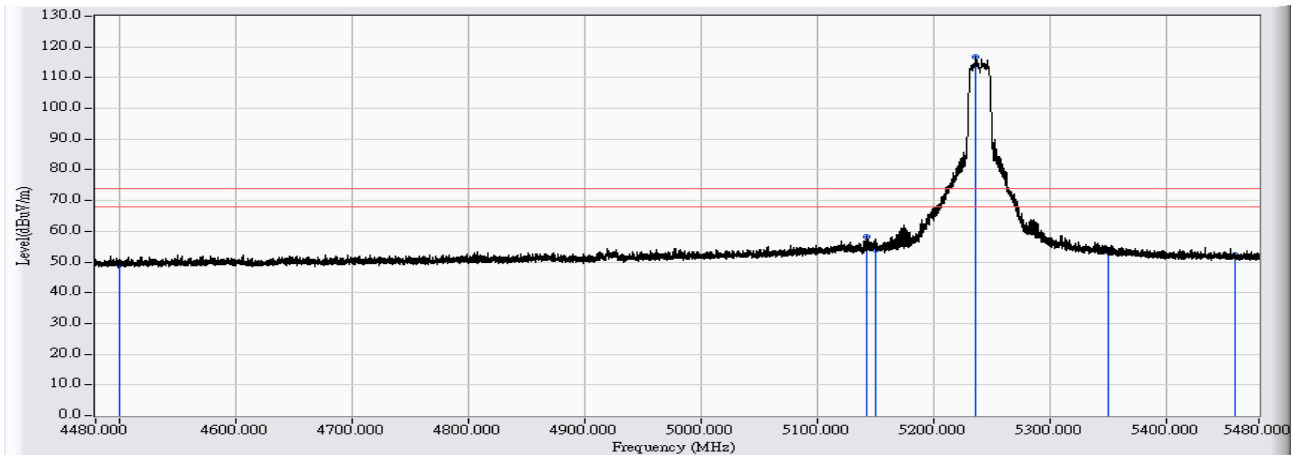


	Frequency (MHz)	Correct Factor (dB)	Reading Level (dBuV)	Measure Level (dBuV/m)	Margin (dB)	Limit (dBuV/m)	Detector Type
1	4500.000	17.760	20.031	37.791	-16.209	54.000	AVERAGE
2	5125.835	19.723	22.877	42.600	-11.400	54.000	AVERAGE
3	5150.000	19.753	22.112	41.865	-12.135	54.000	AVERAGE
4	* 5233.225	19.857	79.935	99.792	45.792	54.000	AVERAGE
5	5350.000	19.987	21.020	41.006	-12.994	54.000	AVERAGE
6	5460.000	20.106	19.928	40.034	-13.966	54.000	AVERAGE

Note:

1. All readings above 1GHz are performed with peak and/or average measurements as necessary.
2. Peak measurements: RBW = 1MHz, VBW = 1MHz, Sweep: Auto.
3. Average measurements: RBW = 1MHz, VBW = 10 Hz, Sweep: Auto.
4. “ * ”, means this data is the worst emission level.
5. Measurement Level = Reading Level + Correct Factor.
6. The average measurement was not performed when the peak measured data under the limit of average detection.

Site : CB4-H	Time : 2017/04/19
Limit : FCC_SpartC_15.209_03M_PK	Margin : 6
Probe : CB4_FCC_EFS_B432_1-18GHz_3M_1116 - VERTICAL	Power : AC 120V / 60Hz
EUT : Lyra	Note : 802.11n(20M)_5240MHz Mode 2: Tx-AD2055320 BF Mode

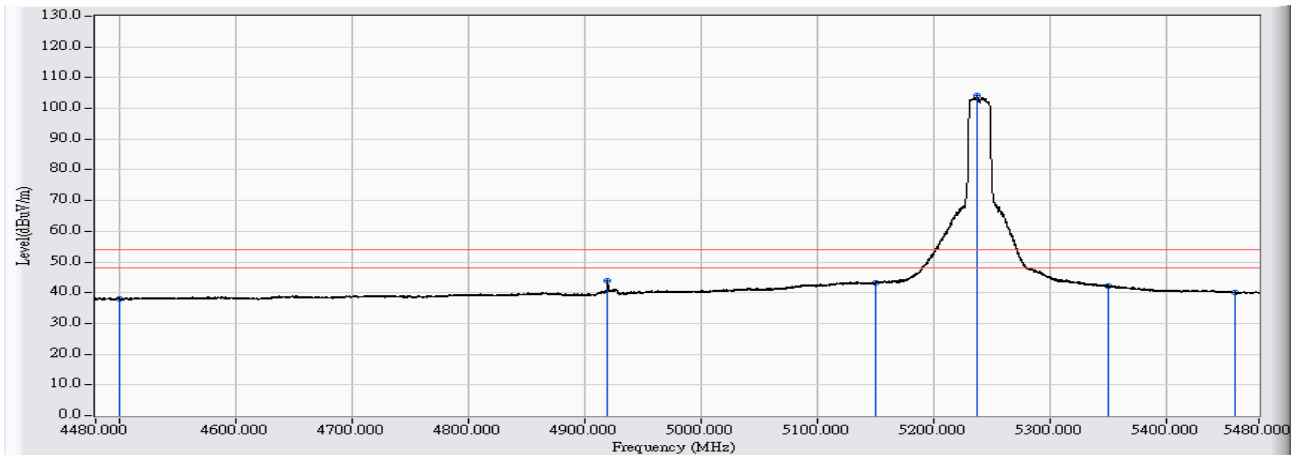


	Frequency (MHz)	Correct Factor (dB)	Reading Level (dBuV)	Measure Level (dBuV/m)	Margin (dB)	Limit (dBuV/m)	Detector Type
1	4500.000	17.760	31.255	49.015	-24.985	74.000	PEAK
2	5143.434	19.745	38.533	58.278	-15.722	74.000	PEAK
3	5150.000	19.753	34.241	53.994	-20.006	74.000	PEAK
4	* 5236.524	19.861	97.016	116.877	42.877	74.000	PEAK
5	5350.000	19.987	33.286	53.272	-20.728	74.000	PEAK
6	5460.000	20.106	32.234	52.340	-21.660	74.000	PEAK

Note:

1. All readings above 1GHz are performed with peak and/or average measurements as necessary.
2. Peak measurements: RBW = 1MHz, VBW = 1MHz, Sweep: Auto.
3. Average measurements: RBW = 1MHz, VBW = 10 Hz, Sweep: Auto.
4. “ * ”, means this data is the worst emission level.
5. Measurement Level = Reading Level + Correct Factor.
6. The average measurement was not performed when the peak measured data under the limit of average detection.

Site : CB4-H	Time : 2017/04/19
Limit : FCC_SpartC_15.209_03M_AV	Margin : 6
Probe : CB4_FCC_EFS_B432_1-18GHz_3M_1116 - VERTICAL	Power : AC 120V / 60Hz
EUT : Lyra	Note : 802.11n(20M)_5240MHz Mode 2: Tx-AD2055320 BF Mode

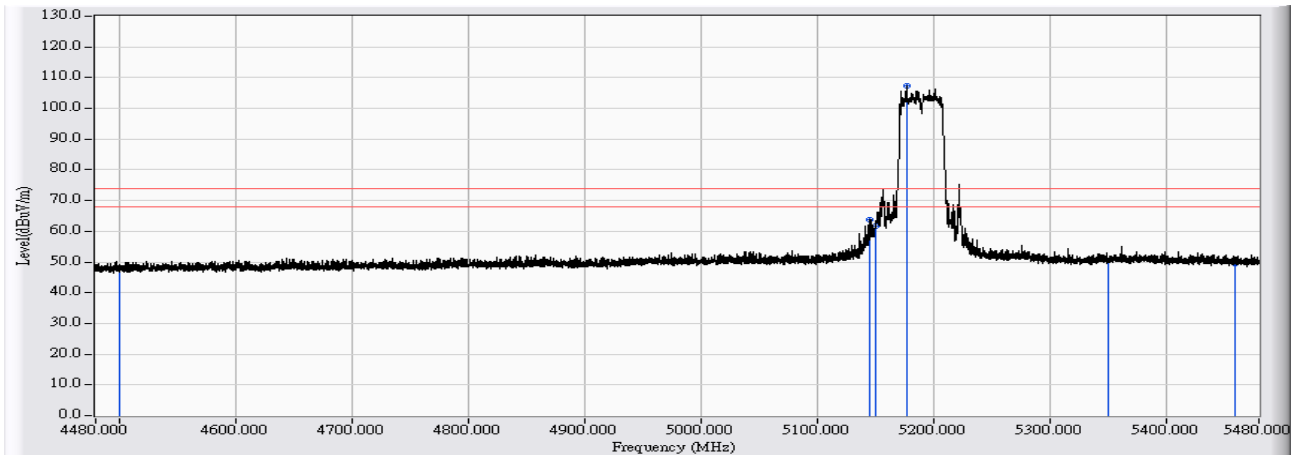


	Frequency (MHz)	Correct Factor (dB)	Reading Level (dBuV)	Measure Level (dBuV/m)	Margin (dB)	Limit (dBuV/m)	Detector Type
1	4500.000	17.760	20.314	38.074	-15.926	54.000	AVERAGE
2	4919.756	19.110	24.891	44.001	-9.999	54.000	AVERAGE
3	5150.000	19.753	23.522	43.275	-10.725	54.000	AVERAGE
4	* 5237.724	19.861	84.451	104.313	50.313	54.000	AVERAGE
5	5350.000	19.987	22.087	42.073	-11.927	54.000	AVERAGE
6	5460.000	20.106	19.956	40.062	-13.938	54.000	AVERAGE

Note:

1. All readings above 1GHz are performed with peak and/or average measurements as necessary.
2. Peak measurements: RBW = 1MHz, VBW = 1MHz, Sweep: Auto.
3. Average measurements: RBW = 1MHz, VBW = 10 Hz, Sweep: Auto.
4. “ * ”, means this data is the worst emission level.
5. Measurement Level = Reading Level + Correct Factor.
6. The average measurement was not performed when the peak measured data under the limit of average detection.

Site : CB4-H	Time : 2017/04/19
Limit : FCC_SpartC_15.209_03M_PK	Margin : 6
Probe : CB4_FCC_EFS_B432_1-18GHz_3M_1116 - HORIZONTAL	Power : AC 120V / 60Hz
EUT : Lyra	Note : 802.11n(40M)_5190MHz Mode 2: Tx-AD2055320 BF Mode

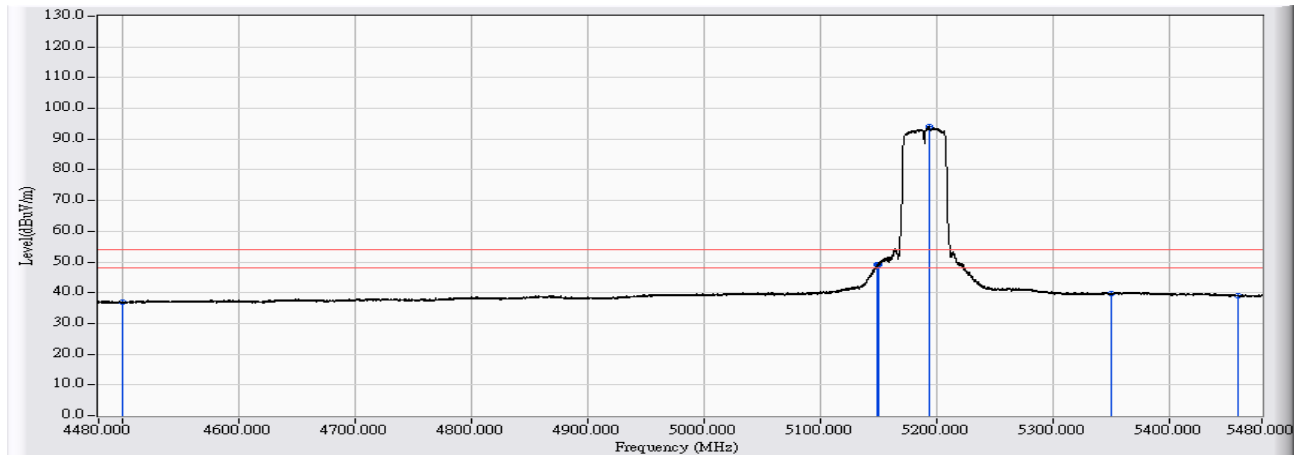


	Frequency (MHz)	Correct Factor (dB)	Reading Level (dBuV)	Measure Level (dBuV/m)	Margin (dB)	Limit (dBuV/m)	Detector Type
1	4500.000	17.760	30.369	48.129	-25.871	74.000	PEAK
2	5145.533	19.748	44.073	63.821	-10.179	74.000	PEAK
3	5150.000	19.753	42.013	61.766	-12.234	74.000	PEAK
4	* 5177.330	19.788	87.435	107.222	33.222	74.000	PEAK
5	5350.000	19.987	30.653	50.639	-23.361	74.000	PEAK
6	5460.000	20.106	29.514	49.620	-24.380	74.000	PEAK

Note:

1. All readings above 1GHz are performed with peak and/or average measurements as necessary.
2. Peak measurements: RBW = 1MHz, VBW = 1MHz, Sweep: Auto.
3. Average measurements: RBW = 1MHz, VBW = 10 Hz, Sweep: Auto.
4. “ * ”, means this data is the worst emission level.
5. Measurement Level = Reading Level + Correct Factor.
6. The average measurement was not performed when the peak measured data under the limit of average detection.

Site : CB4-H	Time : 2017/04/19
Limit : FCC_SpartC_15.209_03M_AV	Margin : 6
Probe : CB4_FCC_EFS_B432_1-18GHz_3M_1116 - HORIZONTAL	Power : AC 120V / 60Hz
EUT : Lyra	Note : 802.11n(40M)_5190MHz Mode 2: Tx-AD2055320 BF Mode

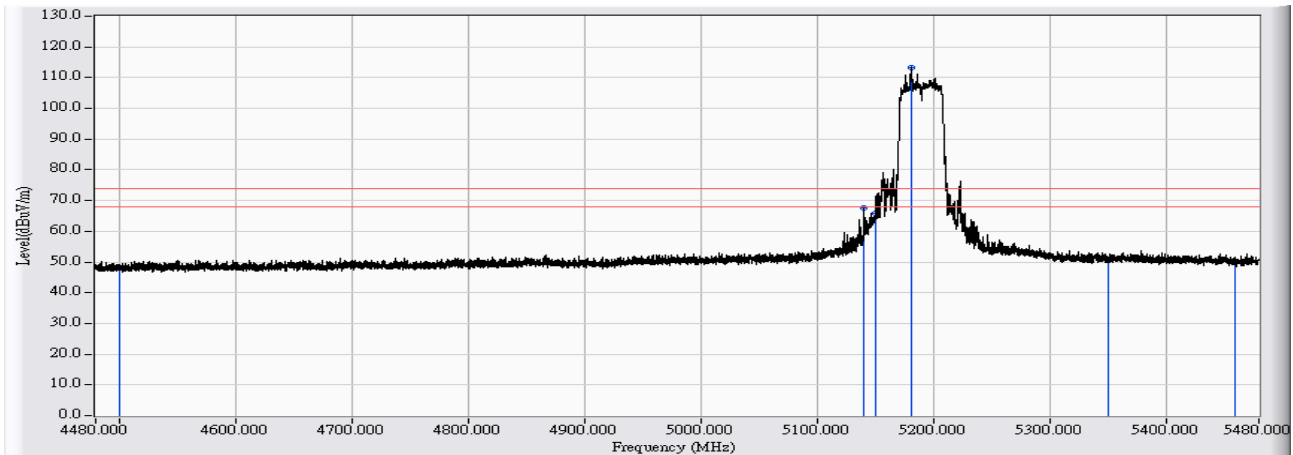


	Frequency (MHz)	Correct Factor (dB)	Reading Level (dBuV)	Measure Level (dBuV/m)	Margin (dB)	Limit (dBuV/m)	Detector Type
1	4500.000	17.760	19.284	37.044	-16.956	54.000	AVERAGE
2	5149.733	19.753	29.452	49.205	-4.795	54.000	AVERAGE
3	5150.000	19.753	29.291	49.044	-4.956	54.000	AVERAGE
4	* 5193.529	19.807	74.382	94.189	40.189	54.000	AVERAGE
5	5350.000	19.987	19.702	39.688	-14.312	54.000	AVERAGE
6	5460.000	20.106	18.788	38.894	-15.106	54.000	AVERAGE

Note:

1. All readings above 1GHz are performed with peak and/or average measurements as necessary.
2. Peak measurements: RBW = 1MHz, VBW = 1MHz, Sweep: Auto.
3. Average measurements: RBW = 1MHz, VBW = 10 Hz, Sweep: Auto.
4. “ * ”, means this data is the worst emission level.
5. Measurement Level = Reading Level + Correct Factor.
6. The average measurement was not performed when the peak measured data under the limit of average detection.

Site : CB4-H	Time : 2017/04/19
Limit : FCC_SpartC_15.209_03M_PK	Margin : 6
Probe : CB4_FCC_EFS_B432_1-18GHz_3M_1116 - VERTICAL	Power : AC 120V / 60Hz
EUT : Lyra	Note : 802.11n(40M)_5190MHz Mode 2: Tx-AD2055320 BF Mode

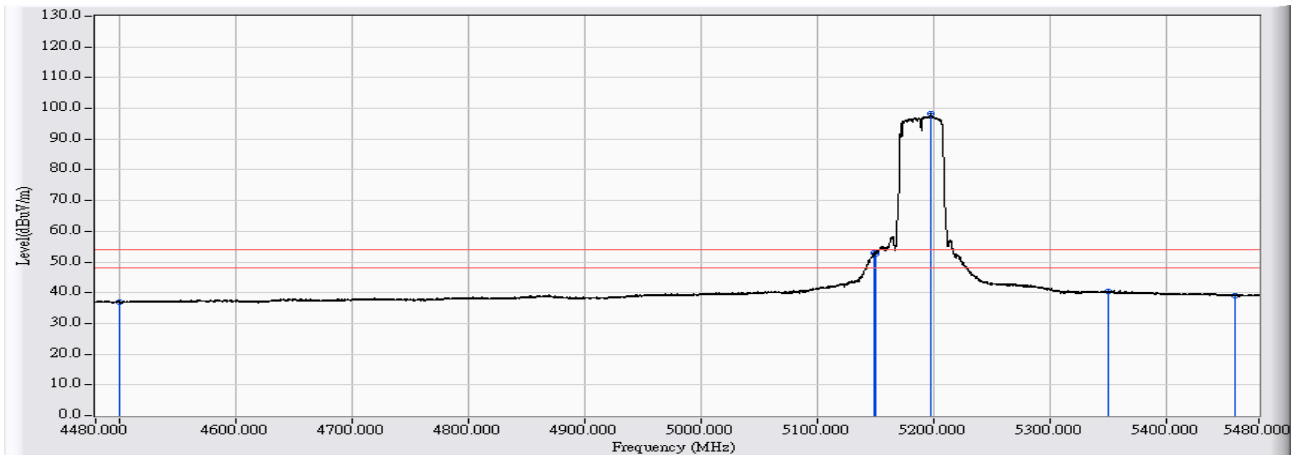


	Frequency (MHz)	Correct Factor (dB)	Reading Level (dBuV)	Measure Level (dBuV/m)	Margin (dB)	Limit (dBuV/m)	Detector Type
1	4500.000	17.760	30.403	48.163	-25.837	74.000	PEAK
2	5140.634	19.742	47.744	67.486	-6.514	74.000	PEAK
3	5150.000	19.753	46.184	65.937	-8.063	74.000	PEAK
4	* 5181.030	19.792	93.567	113.359	39.359	74.000	PEAK
5	5350.000	19.987	30.496	50.482	-23.518	74.000	PEAK
6	5460.000	20.106	30.028	50.134	-23.866	74.000	PEAK

Note:

1. All readings above 1GHz are performed with peak and/or average measurements as necessary.
2. Peak measurements: RBW = 1MHz, VBW = 1MHz, Sweep: Auto.
3. Average measurements: RBW = 1MHz, VBW = 10 Hz, Sweep: Auto.
4. “ * ”, means this data is the worst emission level.
5. Measurement Level = Reading Level + Correct Factor.
6. The average measurement was not performed when the peak measured data under the limit of average detection.

Site : CB4-H	Time : 2017/04/19
Limit : FCC_SpartC_15.209_03M_AV	Margin : 6
Probe : CB4_FCC_EFS_B432_1-18GHz_3M_1116 - VERTICAL	Power : AC 120V / 60Hz
EUT : Lyra	Note : 802.11n(40M)_5190MHz Mode 2: Tx-AD2055320 BF Mode

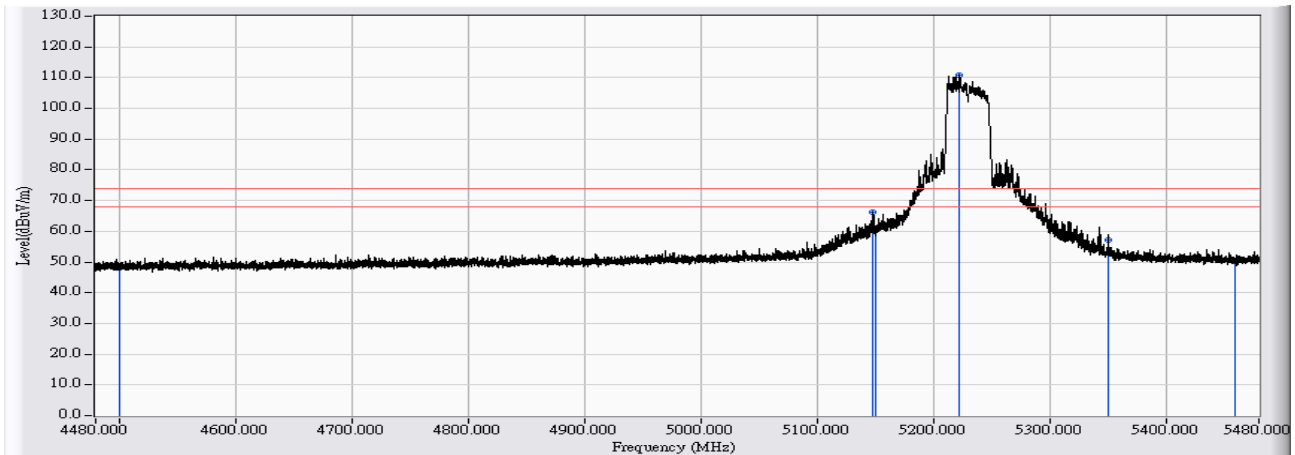


	Frequency (MHz)	Correct Factor (dB)	Reading Level (dBuV)	Measure Level (dBuV/m)	Margin (dB)	Limit (dBuV/m)	Detector Type
1	4500.000	17.760	19.028	36.788	-17.212	54.000	AVERAGE
2	5149.733	19.753	33.152	52.905	-1.095	54.000	AVERAGE
3	5150.000	19.753	33.025	52.778	-1.222	54.000	AVERAGE
4	* 5197.828	19.813	78.398	98.211	44.211	54.000	AVERAGE
5	5350.000	19.987	20.285	40.271	-13.729	54.000	AVERAGE
6	5460.000	20.106	18.971	39.077	-14.923	54.000	AVERAGE

Note:

1. All readings above 1GHz are performed with peak and/or average measurements as necessary.
2. Peak measurements: RBW = 1MHz, VBW = 1MHz, Sweep: Auto.
3. Average measurements: RBW = 1MHz, VBW = 10 Hz, Sweep: Auto.
4. “ * ”, means this data is the worst emission level.
5. Measurement Level = Reading Level + Correct Factor.
6. The average measurement was not performed when the peak measured data under the limit of average detection.

Site : CB4-H	Time : 2017/04/19
Limit : FCC_SpartC_15.209_03M_PK	Margin : 6
Probe : CB4_FCC_EFS_B432_1-18GHz_3M_1116 - HORIZONTAL	Power : AC 120V / 60Hz
EUT : Lyra	Note : 802.11n(40M)_5230MHz Mode 2: Tx-AD2055320 BF Mode

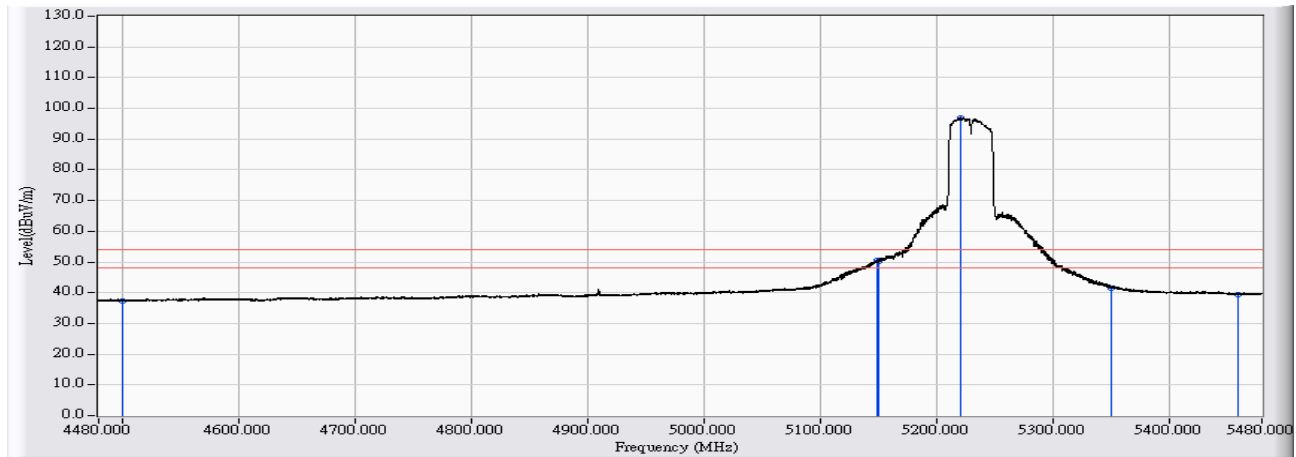


	Frequency (MHz)	Correct Factor (dB)	Reading Level (dBuV)	Measure Level (dBuV/m)	Margin (dB)	Limit (dBuV/m)	Detector Type
1	4500.000	17.760	30.487	48.247	-25.753	74.000	PEAK
2	5148.033	19.751	46.365	66.116	-7.884	74.000	PEAK
3	5150.000	19.753	40.413	60.166	-13.834	74.000	PEAK
4	* 5222.826	19.843	91.146	110.990	36.990	74.000	PEAK
5	5350.000	19.987	37.156	57.142	-16.858	74.000	PEAK
6	5460.000	20.106	30.100	50.206	-23.794	74.000	PEAK

Note:

1. All readings above 1GHz are performed with peak and/or average measurements as necessary.
2. Peak measurements: RBW = 1MHz, VBW = 1MHz, Sweep: Auto.
3. Average measurements: RBW = 1MHz, VBW = 10 Hz, Sweep: Auto.
4. “ * ”, means this data is the worst emission level.
5. Measurement Level = Reading Level + Correct Factor.
6. The average measurement was not performed when the peak measured data under the limit of average detection.

Site : CB4-H	Time : 2017/04/19
Limit : FCC_SpartC_15.209_03M_AV	Margin : 6
Probe : CB4_FCC_EFS_B432_1-18GHz_3M_1116 - HORIZONTAL	Power : AC 120V / 60Hz
EUT : Lyra	Note : 802.11n(40M)_5230MHz Mode 2: Tx-AD2055320 BF Mode

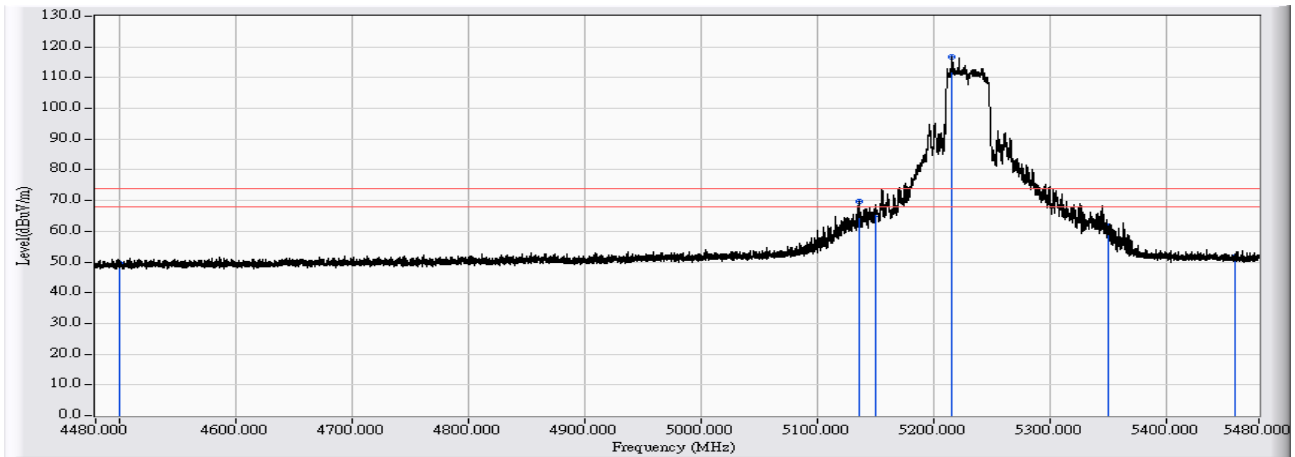


	Frequency (MHz)	Correct Factor (dB)	Reading Level (dBuV)	Measure Level (dBuV/m)	Margin (dB)	Limit (dBuV/m)	Detector Type
1	4500.000	17.760	19.648	37.408	-16.592	54.000	AVERAGE
2	5149.633	19.752	30.778	50.531	-3.469	54.000	AVERAGE
3	5150.000	19.753	30.408	50.161	-3.839	54.000	AVERAGE
4	* 5220.726	19.842	76.941	96.782	42.782	54.000	AVERAGE
5	5350.000	19.987	21.483	41.469	-12.531	54.000	AVERAGE
6	5460.000	20.106	19.289	39.395	-14.605	54.000	AVERAGE

Note:

1. All readings above 1GHz are performed with peak and/or average measurements as necessary.
2. Peak measurements: RBW = 1MHz, VBW = 1MHz, Sweep: Auto.
3. Average measurements: RBW = 1MHz, VBW = 10 Hz, Sweep: Auto.
4. “ * ”, means this data is the worst emission level.
5. Measurement Level = Reading Level + Correct Factor.
6. The average measurement was not performed when the peak measured data under the limit of average detection.

Site : CB4-H	Time : 2017/04/19
Limit : FCC_SpartC_15.209_03M_PK	Margin : 6
Probe : CB4_FCC_EFS_B432_1-18GHz_3M_1116 - VERTICAL	Power : AC 120V / 60Hz
EUT : Lyra	Note : 802.11n(40M)_5230MHz Mode 2: Tx-AD2055320 BF Mode

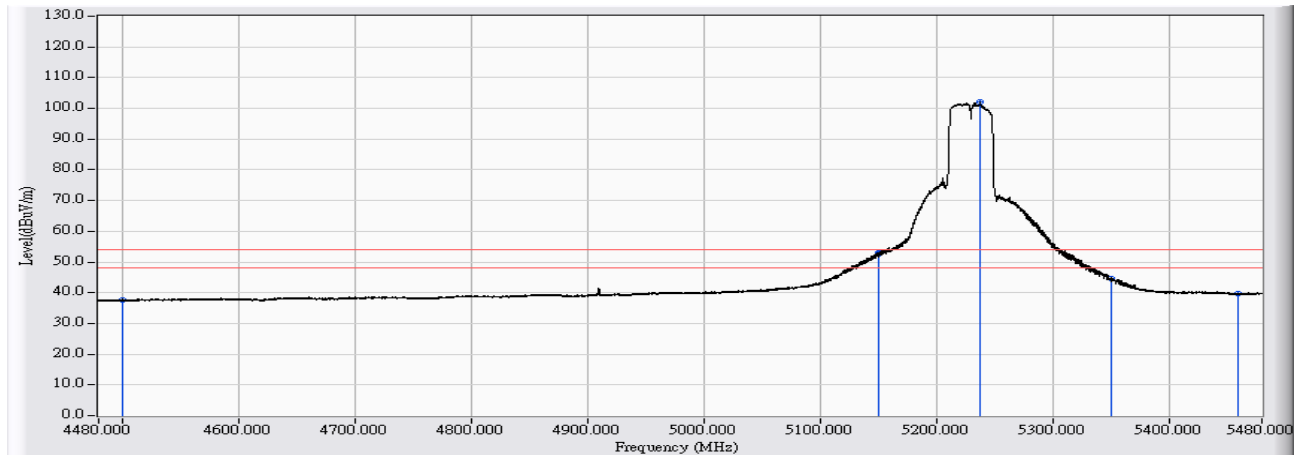


	Frequency (MHz)	Correct Factor (dB)	Reading Level (dBuV)	Measure Level (dBuV/m)	Margin (dB)	Limit (dBuV/m)	Detector Type
1	4500.000	17.760	31.756	49.516	-24.484	74.000	PEAK
2	5135.934	19.736	50.059	69.795	-4.205	74.000	PEAK
3	5150.000	19.753	45.786	65.539	-8.461	74.000	PEAK
4	* 5216.526	19.836	96.942	116.778	42.778	74.000	PEAK
5	5350.000	19.987	41.603	61.589	-12.411	74.000	PEAK
6	5460.000	20.106	31.457	51.563	-22.437	74.000	PEAK

Note:

1. All readings above 1GHz are performed with peak and/or average measurements as necessary.
2. Peak measurements: RBW = 1MHz, VBW = 1MHz, Sweep: Auto.
3. Average measurements: RBW = 1MHz, VBW = 10 Hz, Sweep: Auto.
4. “ * ”, means this data is the worst emission level.
5. Measurement Level = Reading Level + Correct Factor.
6. The average measurement was not performed when the peak measured data under the limit of average detection.

Site : CB4-H	Time : 2017/04/19
Limit : FCC_SpartC_15.209_03M_AV	Margin : 6
Probe : CB4_FCC_EFS_B432_1-18GHz_3M_1116 - VERTICAL	Power : AC 120V / 60Hz
EUT : Lyra	Note : 802.11n(40M)_5230MHz Mode 2: Tx-AD2055320 BF Mode

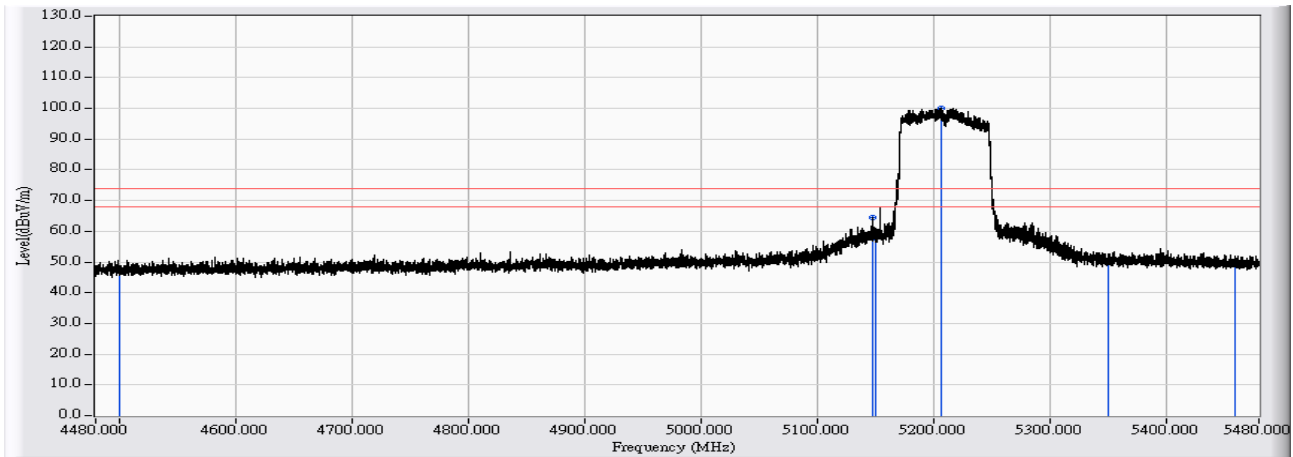


	Frequency (MHz)	Correct Factor (dB)	Reading Level (dBuV)	Measure Level (dBuV/m)	Margin (dB)	Limit (dBuV/m)	Detector Type
1	4500.000	17.760	19.736	37.496	-16.504	54.000	AVERAGE
2	5149.933	19.753	33.002	52.755	-1.245	54.000	AVERAGE
3	5150.000	19.753	33.174	52.927	-1.073	54.000	AVERAGE
4	* 5237.724	19.861	82.195	102.057	48.057	54.000	AVERAGE
5	5350.000	19.987	24.700	44.686	-9.314	54.000	AVERAGE
6	5460.000	20.106	19.458	39.564	-14.436	54.000	AVERAGE

Note:

1. All readings above 1GHz are performed with peak and/or average measurements as necessary.
2. Peak measurements: RBW = 1MHz, VBW = 1MHz, Sweep: Auto.
3. Average measurements: RBW = 1MHz, VBW = 10 Hz, Sweep: Auto.
4. “ * ”, means this data is the worst emission level.
5. Measurement Level = Reading Level + Correct Factor.
6. The average measurement was not performed when the peak measured data under the limit of average detection.

Site : CB4-H	Time : 2017/04/19
Limit : FCC_SpartC_15.209_03M_PK	Margin : 6
Probe : CB4_FCC_EFS_B432_1-18GHz_3M_1116 - HORIZONTAL	Power : AC 120V / 60Hz
EUT : Lyra	Note : 802.11ac(80M)_5210MHz Mode 2: Tx-AD2055320 BF Mode

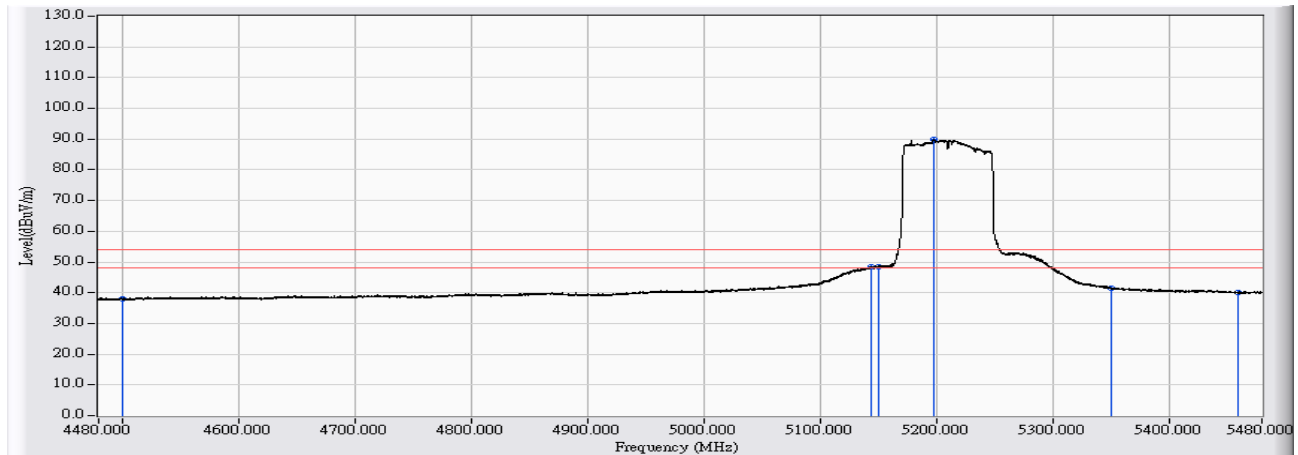


	Frequency (MHz)	Correct Factor (dB)	Reading Level (dBuV)	Measure Level (dBuV/m)	Margin (dB)	Limit (dBuV/m)	Detector Type
1	4500.000	17.760	29.314	47.074	-26.926	74.000	PEAK
2	5147.933	19.751	44.661	64.412	-9.588	74.000	PEAK
3	5150.000	19.753	38.015	57.768	-16.232	74.000	PEAK
4	* 5206.627	19.824	80.213	100.037	26.037	74.000	PEAK
5	5350.000	19.987	29.734	49.720	-24.280	74.000	PEAK
6	5460.000	20.106	29.756	49.862	-24.138	74.000	PEAK

Note:

1. All readings above 1GHz are performed with peak and/or average measurements as necessary.
2. Peak measurements: RBW = 1MHz, VBW = 1MHz, Sweep: Auto.
3. Average measurements: RBW = 1MHz, VBW = 10 Hz, Sweep: Auto.
4. “ * ”, means this data is the worst emission level.
5. Measurement Level = Reading Level + Correct Factor.
6. The average measurement was not performed when the peak measured data under the limit of average detection.

Site : CB4-H	Time : 2017/04/19
Limit : FCC_SpartC_15.209_03M_AV	Margin : 6
Probe : CB4_FCC_EFS_B432_1-18GHz_3M_1116 - HORIZONTAL	Power : AC 120V / 60Hz
EUT : Lyra	Note : 802.11ac(80M)_5210MHz Mode 2: Tx-AD2055320 BF Mode

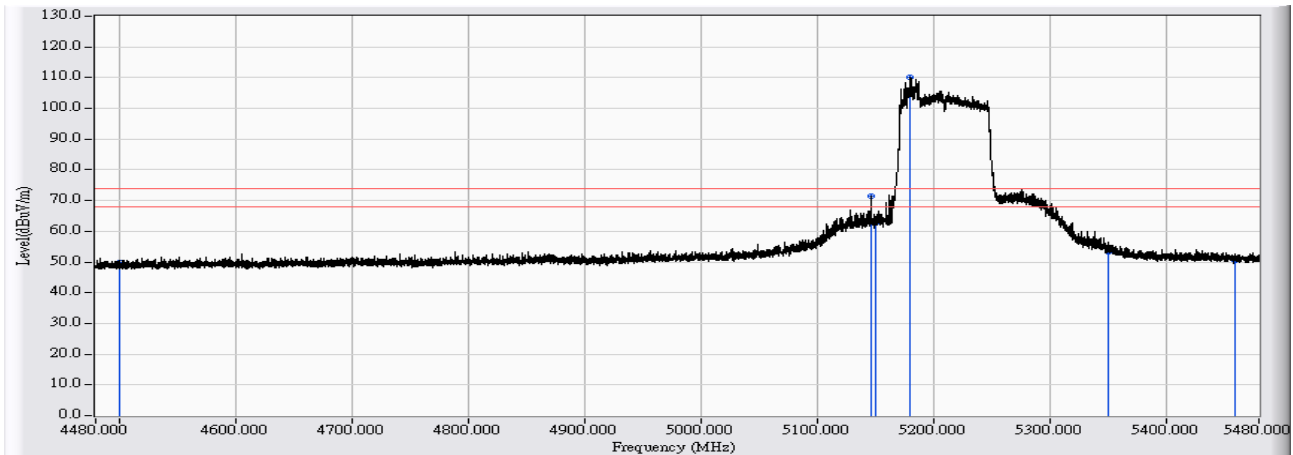


	Frequency (MHz)	Correct Factor (dB)	Reading Level (dBuV)	Measure Level (dBuV/m)	Margin (dB)	Limit (dBuV/m)	Detector Type
1	4500.000	17.760	20.278	38.038	-15.962	54.000	AVERAGE
2	5143.634	19.745	28.827	48.572	-5.428	54.000	AVERAGE
3	5150.000	19.753	28.657	48.410	-5.590	54.000	AVERAGE
4	* 5197.828	19.813	70.031	89.844	35.844	54.000	AVERAGE
5	5350.000	19.987	21.484	41.470	-12.530	54.000	AVERAGE
6	5460.000	20.106	20.034	40.140	-13.860	54.000	AVERAGE

Note:

1. All readings above 1GHz are performed with peak and/or average measurements as necessary.
2. Peak measurements: RBW = 1MHz, VBW = 1MHz, Sweep: Auto.
3. Average measurements: RBW = 1MHz, VBW = 10 Hz, Sweep: Auto.
4. “ * ”, means this data is the worst emission level.
5. Measurement Level = Reading Level + Correct Factor.
6. The average measurement was not performed when the peak measured data under the limit of average detection.

Site : CB4-H	Time : 2017/04/19
Limit : FCC_SpartC_15.209_03M_PK	Margin : 6
Probe : CB4_FCC_EFS_B432_1-18GHz_3M_1116 - VERTICAL	Power : AC 120V / 60Hz
EUT : Lyra	Note : 802.11ac(80M)_5210MHz Mode 2: Tx-AD2055320 BF Mode

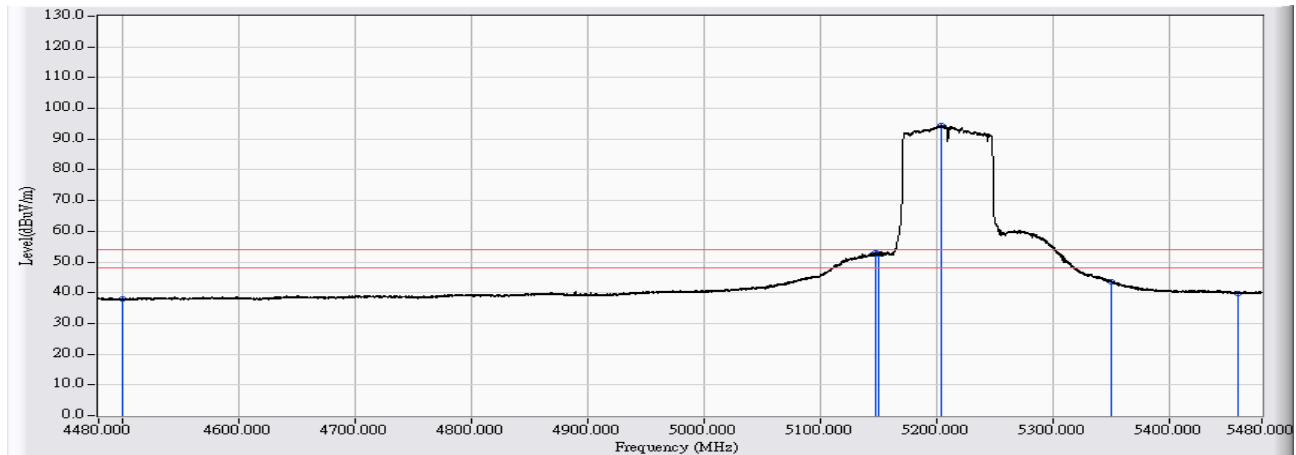


	Frequency (MHz)	Correct Factor (dB)	Reading Level (dBuV)	Measure Level (dBuV/m)	Margin (dB)	Limit (dBuV/m)	Detector Type
1	4500.000	17.760	32.124	49.884	-24.116	74.000	PEAK
2	5146.033	19.749	51.586	71.334	-2.666	74.000	PEAK
3	5150.000	19.753	43.139	62.892	-11.108	74.000	PEAK
4	* 5180.430	19.791	90.433	110.224	36.224	74.000	PEAK
5	5350.000	19.987	33.410	53.396	-20.604	74.000	PEAK
6	5460.000	20.106	30.600	50.706	-23.294	74.000	PEAK

Note:

1. All readings above 1GHz are performed with peak and/or average measurements as necessary.
2. Peak measurements: RBW = 1MHz, VBW = 1MHz, Sweep: Auto.
3. Average measurements: RBW = 1MHz, VBW = 10 Hz, Sweep: Auto.
4. “ * ”, means this data is the worst emission level.
5. Measurement Level = Reading Level + Correct Factor.
6. The average measurement was not performed when the peak measured data under the limit of average detection.

Site : CB4-H	Time : 2017/04/19
Limit : FCC_SpartC_15.209_03M_AV	Margin : 6
Probe : CB4_FCC_EFS_B432_1-18GHz_3M_1116 - VERTICAL	Power : AC 120V / 60Hz
EUT : Lyra	Note : 802.11ac(80M)_5210MHz Mode 2: Tx-AD2055320 BF Mode

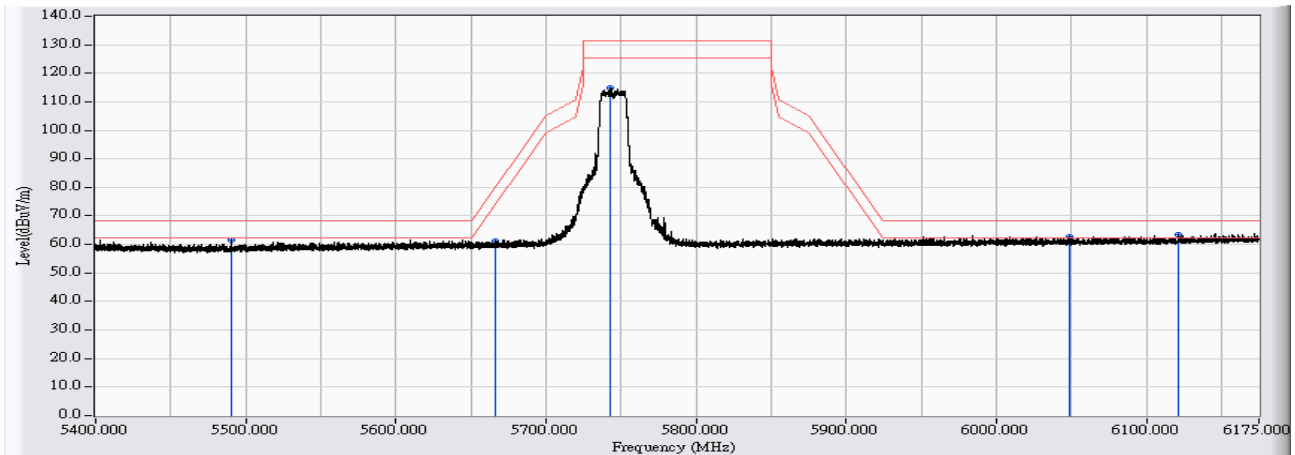


	Frequency (MHz)	Correct Factor (dB)	Reading Level (dBuV)	Measure Level (dBuV/m)	Margin (dB)	Limit (dBuV/m)	Detector Type
1	4500.000	17.760	20.165	37.925	-16.075	54.000	AVERAGE
2	5147.833	19.751	33.125	52.876	-1.124	54.000	AVERAGE
3	5150.000	19.753	32.966	52.719	-1.281	54.000	AVERAGE
4	* 5204.228	19.821	74.479	94.300	40.300	54.000	AVERAGE
5	5350.000	19.987	23.752	43.738	-10.262	54.000	AVERAGE
6	5460.000	20.106	19.547	39.653	-14.347	54.000	AVERAGE

Note:

1. All readings above 1GHz are performed with peak and/or average measurements as necessary.
2. Peak measurements: RBW = 1MHz, VBW = 1MHz, Sweep: Auto.
3. Average measurements: RBW = 1MHz, VBW = 10 Hz, Sweep: Auto.
4. “ * ”, means this data is the worst emission level.
5. Measurement Level = Reading Level + Correct Factor.
6. The average measurement was not performed when the peak measured data under the limit of average detection.

Site : CB4-H	Time : 2017/04/18
Limit : FCC_Part15E_2016_B4_03M_PK	Margin : 6
Probe : CB4_FCC_EFS_B432_1-18GHz_3M_1116 - HORIZONTAL	Power : AC 120V / 60Hz
EUT : Lyra	Note : 802.11n(20M)_5745MHz Mode 2: Tx-AD2055320 BF Mode

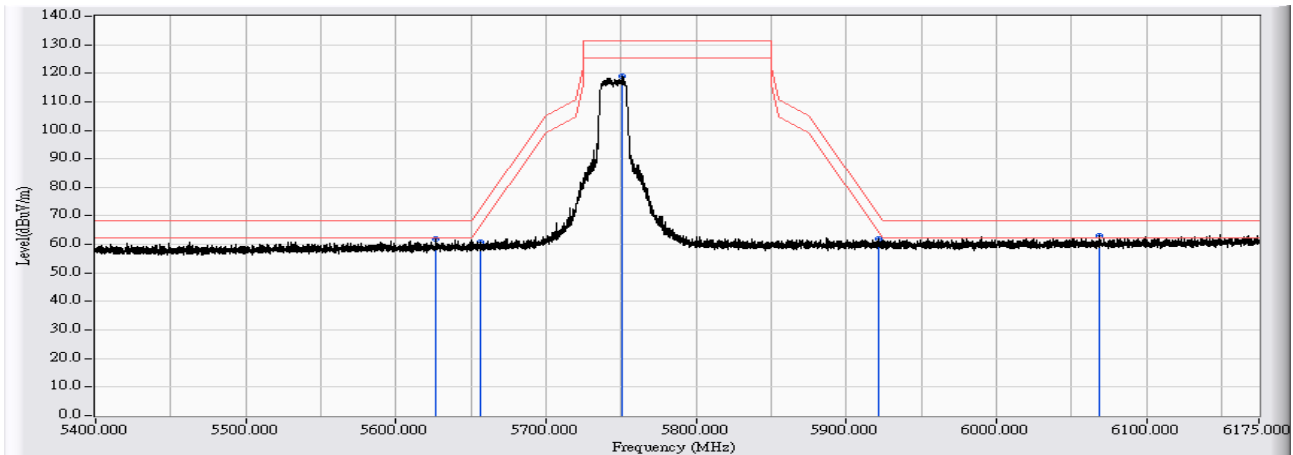


	Frequency (MHz)	Correct Factor (dB)	Reading Level (dBuV)	Measure Level (dBuV/m)	Margin (dB)	Limit (dBuV/m)	Detector Type
1	5489.969	8.678	53.033	61.711	-6.489	68.200	PEAK
2	5666.728	9.197	51.825	61.023	-19.556	80.579	PEAK
3	5743.058	9.434	105.358	114.792	-16.408	131.200	PEAK
4	6048.843	10.387	52.336	62.723	-5.477	68.200	PEAK
5	* 6121.453	10.729	52.865	63.593	-4.607	68.200	PEAK

Note:

1. All readings above 1GHz are performed with peak and/or average measurements as necessary.
2. Peak measurements: RBW = 1MHz, VBW = 1MHz, Sweep: Auto.
3. Average measurements: RBW = 1MHz, VBW = 10 Hz, Sweep: Auto.
4. “ * ”, means this data is the worst emission level.
5. Measurement Level = Reading Level + Correct Factor.
6. The average measurement was not performed when the peak measured data under the limit of average detection.

Site : CB4-H	Time : 2017/04/18
Limit : FCC_Part15E_2016_B4_03M_PK	Margin : 6
Probe : CB4_FCC_EFS_B432_1-18GHz_3M_1116 - VERTICAL	Power : AC 120V / 60Hz
EUT : Lyra	Note : 802.11n(20M)_5745MHz Mode 2: Tx-AD2055320 BF Mode

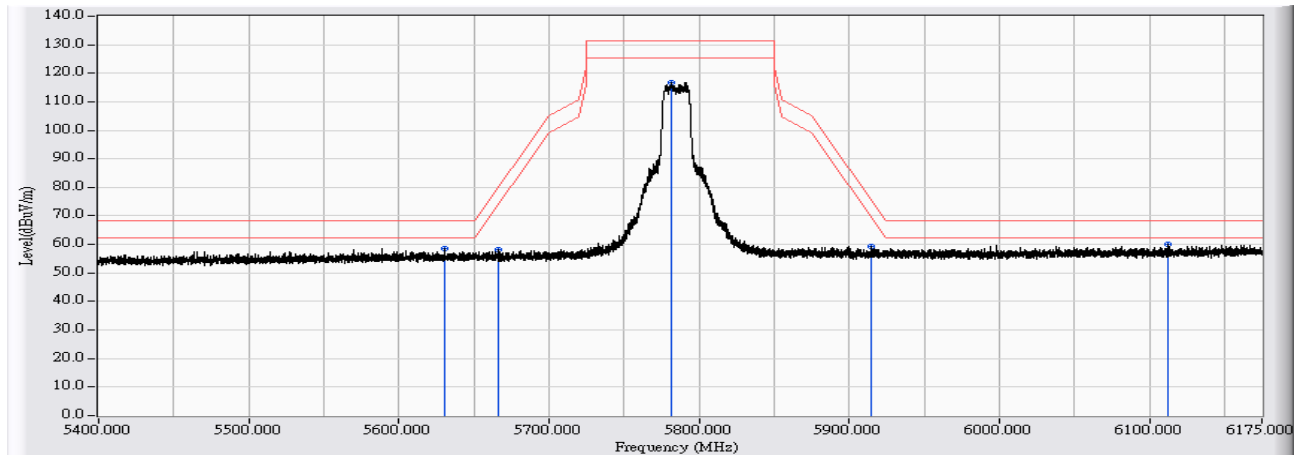


	Frequency (MHz)	Correct Factor (dB)	Reading Level (dBuV)	Measure Level (dBuV/m)	Margin (dB)	Limit (dBuV/m)	Detector Type
1	5626.665	9.073	52.699	61.772	-6.428	68.200	PEAK
2	5656.654	9.166	51.787	60.953	-12.171	73.124	PEAK
3	5751.040	9.457	109.549	119.007	-12.193	131.200	PEAK
4	5921.600	9.938	51.927	61.864	-8.852	70.716	PEAK
5	* 6068.448	10.479	52.566	63.046	-5.154	68.200	PEAK

Note:

1. All readings above 1GHz are performed with peak and/or average measurements as necessary.
2. Peak measurements: RBW = 1MHz, VBW = 1MHz, Sweep: Auto.
3. Average measurements: RBW = 1MHz, VBW = 10 Hz, Sweep: Auto.
4. “ * ”, means this data is the worst emission level.
5. Measurement Level = Reading Level + Correct Factor.
6. The average measurement was not performed when the peak measured data under the limit of average detection.

Site : CB4-H	Time : 2017/04/18
Limit : FCC_Part15E_2016_B4_03M_PK	Margin : 6
Probe : CB4_FCC_EFS_B432_1-18GHz_3M_1116 - HORIZONTAL	Power : AC 120V / 60Hz
EUT : Lyra	Note : 802.11n(20M)_5785MHz Mode 2: Tx-AD2055320 BF Mode

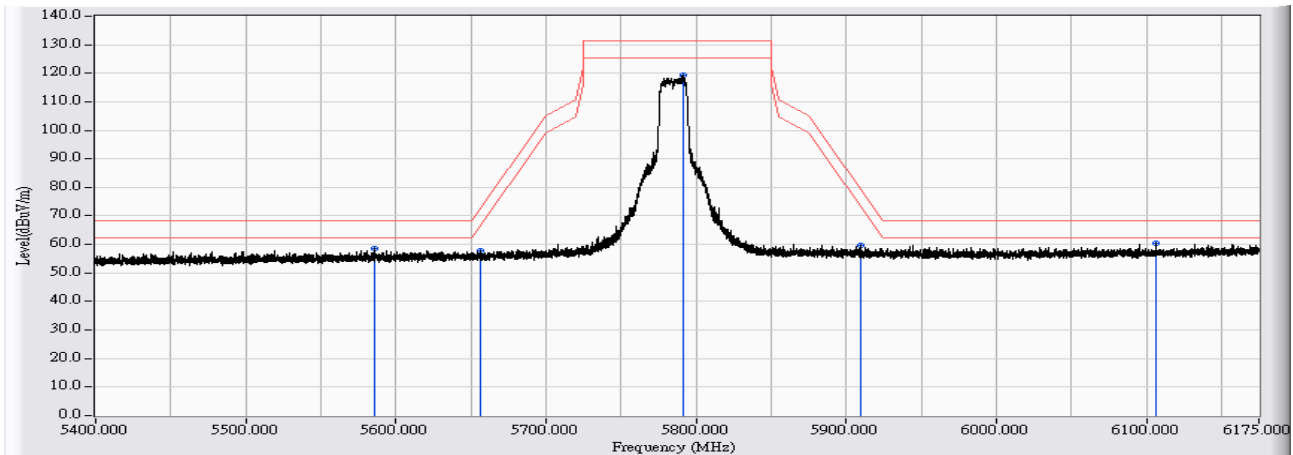


	Frequency (MHz)	Correct Factor (dB)	Reading Level (dBuV)	Measure Level (dBuV/m)	Margin (dB)	Limit (dBuV/m)	Detector Type
1	5630.229	9.084	49.499	58.583	-9.617	68.200	PEAK
2	5666.108	9.196	48.943	58.139	-21.981	80.120	PEAK
3	5781.417	9.544	107.150	116.694	-14.506	131.200	PEAK
4	5914.549	9.917	49.375	59.293	-16.641	75.934	PEAK
5	* 6112.774	10.687	49.229	59.917	-8.283	68.200	PEAK

Note:

1. All readings above 1GHz are performed with peak and/or average measurements as necessary.
2. Peak measurements: RBW = 1MHz, VBW = 1MHz, Sweep: Auto.
3. Average measurements: RBW = 1MHz, VBW = 10 Hz, Sweep: Auto.
4. “ * ”, means this data is the worst emission level.
5. Measurement Level = Reading Level + Correct Factor.
6. The average measurement was not performed when the peak measured data under the limit of average detection.

Site : CB4-H	Time : 2017/04/18
Limit : FCC_Part15E_2016_B4_03M_PK	Margin : 6
Probe : CB4_FCC_EFS_B432_1-18GHz_3M_1116 - VERTICAL	Power : AC 120V / 60Hz
EUT : Lyra	Note : 802.11n(20M)_5785MHz Mode 2: Tx-AD2055320 BF Mode

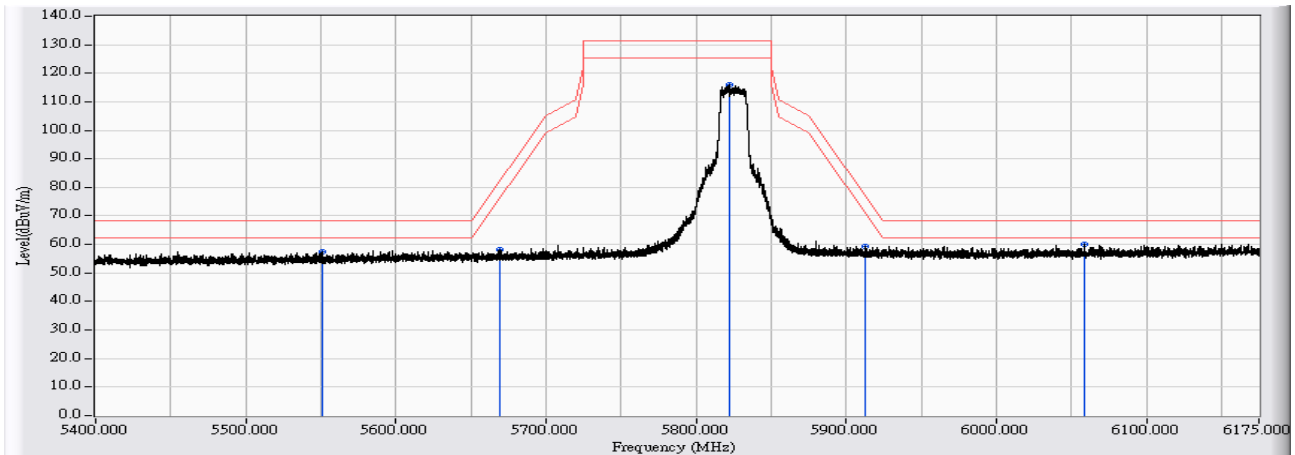


		Frequency (MHz)	Correct Factor (dB)	Reading Level (dBuV)	Measure Level (dBuV/m)	Margin (dB)	Limit (dBuV/m)	Detector Type
1		5585.516	8.946	49.698	58.644	-9.556	68.200	PEAK
2		5656.422	9.166	48.558	57.724	-15.228	72.952	PEAK
3		5791.413	9.572	109.670	119.242	-11.958	131.200	PEAK
4		5909.512	9.903	49.935	59.839	-19.822	79.661	PEAK
5	*	6106.419	10.658	49.834	60.492	-7.708	68.200	PEAK

Note:

1. All readings above 1GHz are performed with peak and/or average measurements as necessary.
2. Peak measurements: RBW = 1MHz, VBW = 1MHz, Sweep: Auto.
3. Average measurements: RBW = 1MHz, VBW = 10 Hz, Sweep: Auto.
4. “ * ”, means this data is the worst emission level.
5. Measurement Level = Reading Level + Correct Factor.
6. The average measurement was not performed when the peak measured data under the limit of average detection.

Site : CB4-H	Time : 2017/04/18
Limit : FCC_Part15E_2016_B4_03M_PK	Margin : 6
Probe : CB4_FCC_EFS_B432_1-18GHz_3M_1116 - HORIZONTAL	Power : AC 120V / 60Hz
EUT : Lyra	Note : 802.11n(20M)_5825MHz Mode 2: Tx-AD2055320 BF Mode

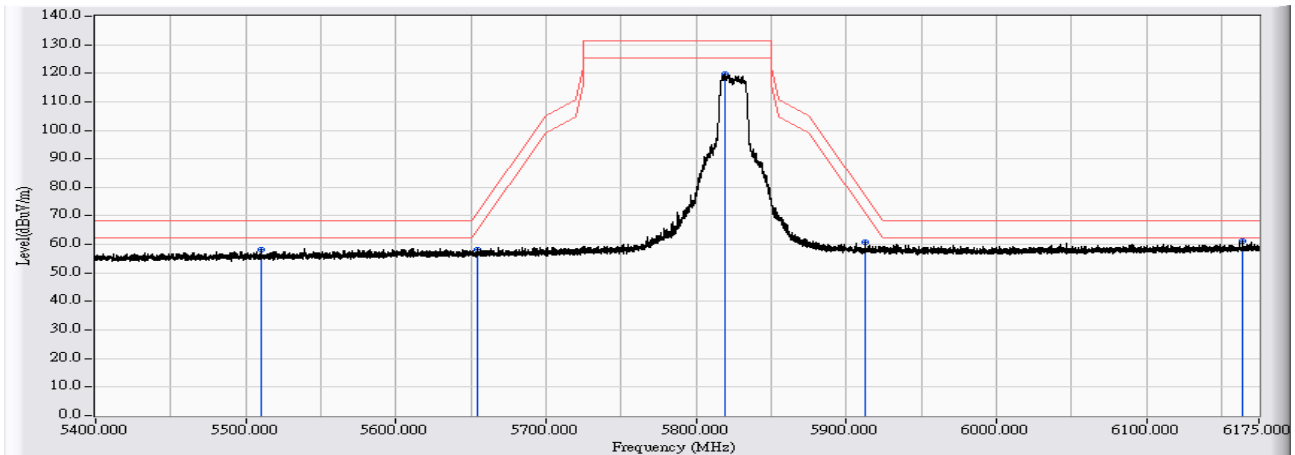


	Frequency (MHz)	Correct Factor (dB)	Reading Level (dBuV)	Measure Level (dBuV/m)	Margin (dB)	Limit (dBuV/m)	Detector Type
1	5550.722	8.838	48.622	57.460	-10.740	68.200	PEAK
2	5668.821	9.204	48.965	58.169	-23.959	82.128	PEAK
3	5822.255	9.658	106.148	115.806	-15.394	131.200	PEAK
4	5912.689	9.913	49.564	59.476	-17.834	77.310	PEAK
5	* 6058.452	10.432	49.517	59.950	-8.250	68.200	PEAK

Note:

1. All readings above 1GHz are performed with peak and/or average measurements as necessary.
2. Peak measurements: RBW = 1MHz, VBW = 1MHz, Sweep: Auto.
3. Average measurements: RBW = 1MHz, VBW = 10 Hz, Sweep: Auto.
4. “ * ”, means this data is the worst emission level.
5. Measurement Level = Reading Level + Correct Factor.
6. The average measurement was not performed when the peak measured data under the limit of average detection.

Site : CB4-H	Time : 2017/04/18
Limit : FCC_Part15E_2016_B4_03M_PK	Margin : 6
Probe : CB4_FCC_EFS_B432_1-18GHz_3M_1116 - VERTICAL	Power : AC 120V / 60Hz
EUT : Lyra	Note : 802.11n(20M)_5825MHz Mode 2: Tx-AD2055320 BF Mode

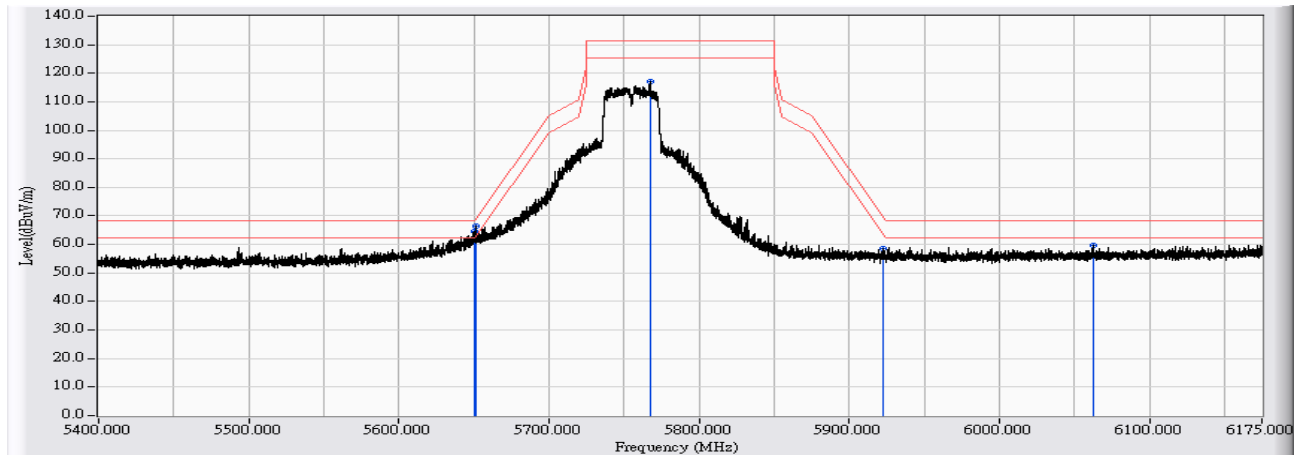


		Frequency (MHz)	Correct Factor (dB)	Reading Level (dBuV)	Measure Level (dBuV/m)	Margin (dB)	Limit (dBuV/m)	Detector Type
1		5510.349	8.712	49.386	58.099	-10.101	68.200	PEAK
2		5653.865	9.158	48.976	58.134	-12.926	71.060	PEAK
3		5819.698	9.652	110.016	119.667	-11.533	131.200	PEAK
4		5912.844	9.913	50.803	60.716	-16.479	77.195	PEAK
5	*	6163.919	10.928	50.134	61.062	-7.138	68.200	PEAK

Note:

1. All readings above 1GHz are performed with peak and/or average measurements as necessary.
2. Peak measurements: RBW = 1MHz, VBW = 1MHz, Sweep: Auto.
3. Average measurements: RBW = 1MHz, VBW = 10 Hz, Sweep: Auto.
4. “ * ”, means this data is the worst emission level.
5. Measurement Level = Reading Level + Correct Factor.
6. The average measurement was not performed when the peak measured data under the limit of average detection.

Site : CB4-H	Time : 2017/04/18
Limit : FCC_Part15E_2016_B4_03M_PK	Margin : 6
Probe : CB4_FCC_EFS_B432_1-18GHz_3M_1116 - HORIZONTAL	Power : AC 120V / 60Hz
EUT : Lyra	Note : 802.11n(40M)_5755MHz Mode 2: Tx-AD2055320 BF Mode

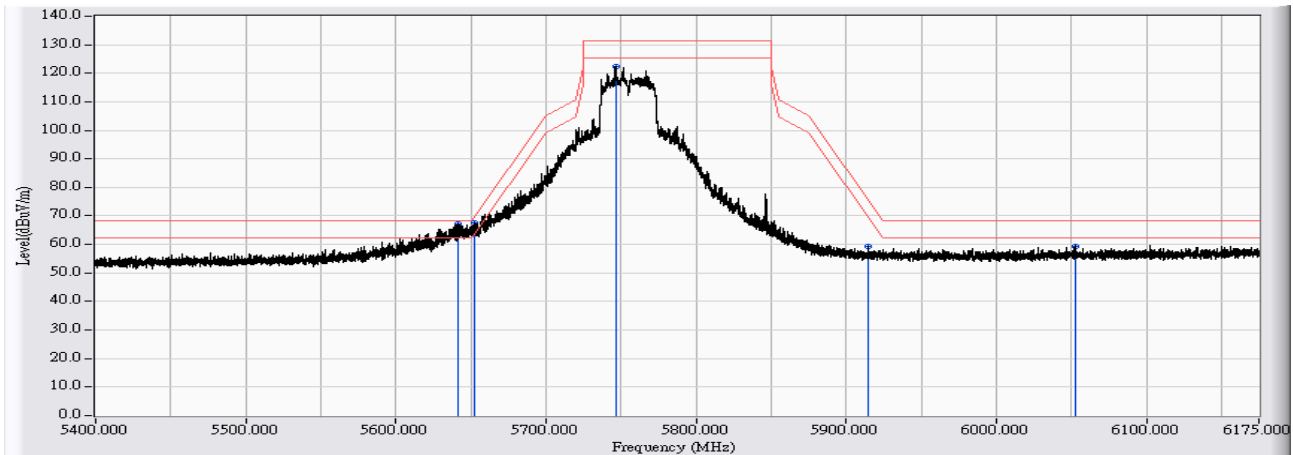


	Frequency (MHz)	Correct Factor (dB)	Reading Level (dBuV)	Measure Level (dBuV/m)	Margin (dB)	Limit (dBuV/m)	Detector Type
1	5649.913	9.146	55.451	64.596	-3.604	68.200	PEAK
2	* 5651.772	9.151	57.291	66.442	-3.069	69.511	PEAK
3	5767.158	9.504	107.564	117.068	-14.132	131.200	PEAK
4	5922.220	9.939	48.787	58.726	-11.531	70.257	PEAK
5	6062.326	10.451	49.062	59.513	-8.687	68.200	PEAK

Note:

1. All readings above 1GHz are performed with peak and/or average measurements as necessary.
2. Peak measurements: RBW = 1MHz, VBW = 1MHz, Sweep: Auto.
3. Average measurements: RBW = 1MHz, VBW = 10 Hz, Sweep: Auto.
4. “ * ”, means this data is the worst emission level.
5. Measurement Level = Reading Level + Correct Factor.
6. The average measurement was not performed when the peak measured data under the limit of average detection.

Site : CB4-H	Time : 2017/04/18
Limit : FCC_Part15E_2016_B4_03M_PK	Margin : 6
Probe : CB4_FCC_EFS_B432_1-18GHz_3M_1116 - VERTICAL	Power : AC 120V / 60Hz
EUT : Lyra	Note : 802.11n(40M)_5755MHz Mode 2: Tx-AD2055320 BF Mode

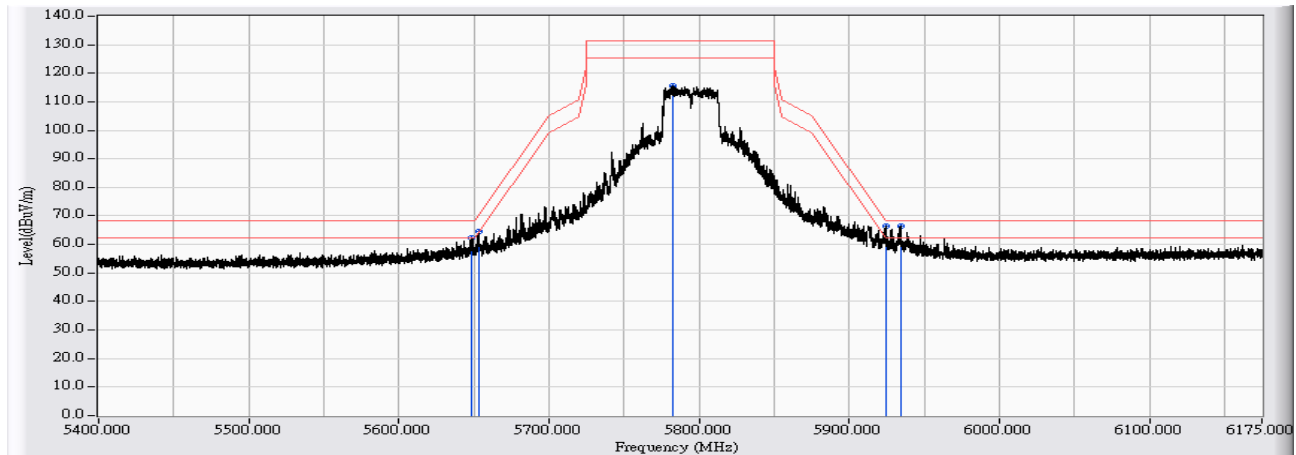


		Frequency (MHz)	Correct Factor (dB)	Reading Level (dBuV)	Measure Level (dBuV/m)	Margin (dB)	Limit (dBuV/m)	Detector Type
1	*	5641.311	9.119	57.972	67.091	-1.109	68.200	PEAK
2		5652.780	9.154	58.368	67.522	-2.735	70.257	PEAK
3		5746.468	9.445	113.072	122.516	-8.684	131.200	PEAK
4		5914.626	9.918	49.520	59.438	-16.439	75.877	PEAK
5		6053.182	10.408	48.857	59.265	-8.935	68.200	PEAK

Note:

1. All readings above 1GHz are performed with peak and/or average measurements as necessary.
2. Peak measurements: RBW = 1MHz, VBW = 1MHz, Sweep: Auto.
3. Average measurements: RBW = 1MHz, VBW = 10 Hz, Sweep: Auto.
4. “ * ”, means this data is the worst emission level.
5. Measurement Level = Reading Level + Correct Factor.
6. The average measurement was not performed when the peak measured data under the limit of average detection.

Site : CB4-H	Time : 2017/04/18
Limit : FCC_Part15E_2016_B4_03M_PK	Margin : 6
Probe : CB4_FCC_EFS_B432_1-18GHz_3M_1116 - HORIZONTAL	Power : AC 120V / 60Hz
EUT : Lyra	Note : 802.11n(40M)_5795MHz Mode 2: Tx-AD2055320 BF Mode

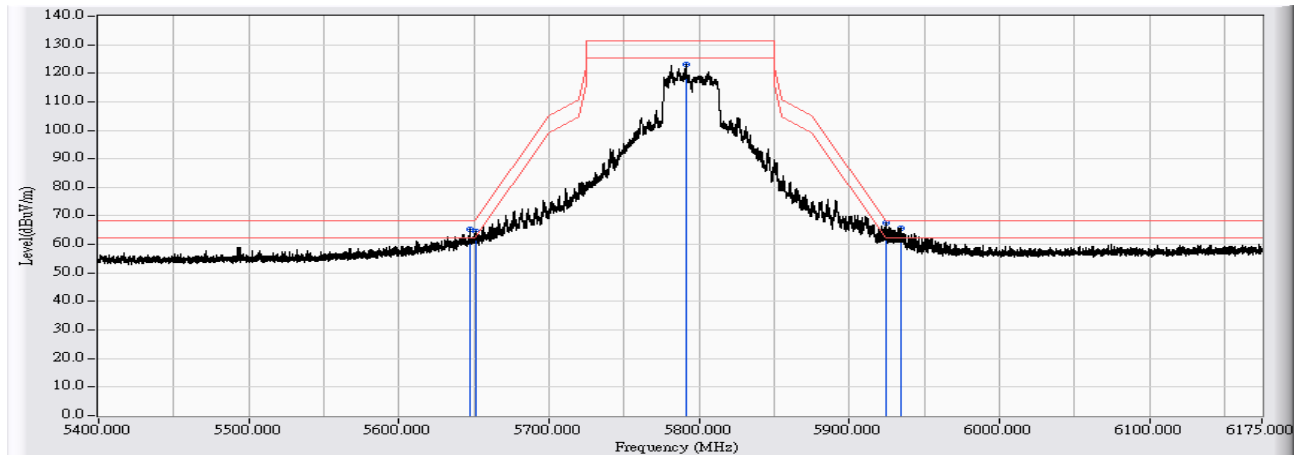


	Frequency (MHz)	Correct Factor (dB)	Reading Level (dBuV)	Measure Level (dBuV/m)	Margin (dB)	Limit (dBuV/m)	Detector Type
1	5648.208	9.139	53.103	62.243	-5.957	68.200	PEAK
2	5653.400	9.156	55.336	64.492	-6.224	70.716	PEAK
3	5782.347	9.546	106.107	115.653	-15.547	131.200	PEAK
4	5924.313	9.945	56.328	66.273	-2.435	68.708	PEAK
5	* 5934.077	9.973	56.465	66.437	-1.763	68.200	PEAK

Note:

1. All readings above 1GHz are performed with peak and/or average measurements as necessary.
2. Peak measurements: RBW = 1MHz, VBW = 1MHz, Sweep: Auto.
3. Average measurements: RBW = 1MHz, VBW = 10 Hz, Sweep: Auto.
4. “ * ”, means this data is the worst emission level.
5. Measurement Level = Reading Level + Correct Factor.
6. The average measurement was not performed when the peak measured data under the limit of average detection.

Site : CB4-H	Time : 2017/04/18
Limit : FCC_Part15E_2016_B4_03M_PK	Margin : 6
Probe : CB4_FCC_EFS_B432_1-18GHz_3M_1116 - VERTICAL	Power : AC 120V / 60Hz
EUT : Lyra	Note : 802.11n(40M)_5795MHz Mode 2: Tx-AD2055320 BF Mode

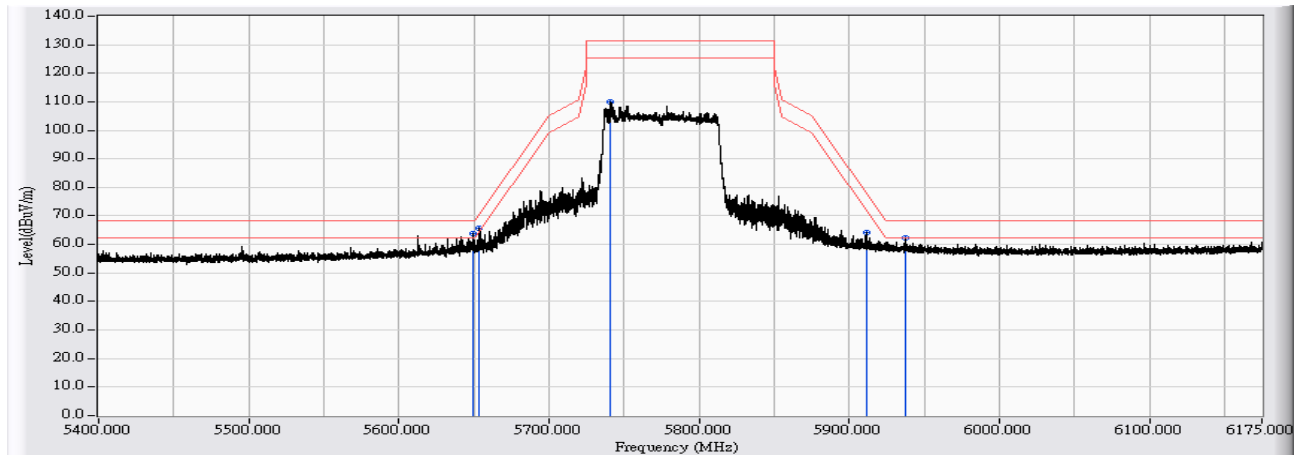


	Frequency (MHz)	Correct Factor (dB)	Reading Level (dBuV)	Measure Level (dBuV/m)	Margin (dB)	Limit (dBuV/m)	Detector Type
1	5647.510	9.138	56.258	65.396	-2.804	68.200	PEAK
2	5651.307	9.150	55.579	64.729	-4.438	69.167	PEAK
3	5791.026	9.570	113.481	123.052	-8.148	131.200	PEAK
4	* 5924.158	9.945	57.639	67.584	-1.239	68.823	PEAK
5	5934.077	9.973	55.684	65.656	-2.544	68.200	PEAK

Note:

1. All readings above 1GHz are performed with peak and/or average measurements as necessary.
2. Peak measurements: RBW = 1MHz, VBW = 1MHz, Sweep: Auto.
3. Average measurements: RBW = 1MHz, VBW = 10 Hz, Sweep: Auto.
4. “ * ”, means this data is the worst emission level.
5. Measurement Level = Reading Level + Correct Factor.
6. The average measurement was not performed when the peak measured data under the limit of average detection.

Site : CB4-H	Time : 2017/04/18 - 20:28
Limit : FCC_Part15E_2016_B4_03M_PK	Margin : 6
Probe : CB4_FCC_EFS_B432_1-18GHz_3M_1116 - HORIZONTAL	Power : AC 120V / 60Hz
EUT : Lyra	Note : 802.11n(80M)_5775MHz Mode 2: Tx-AD2055320 BF Mode

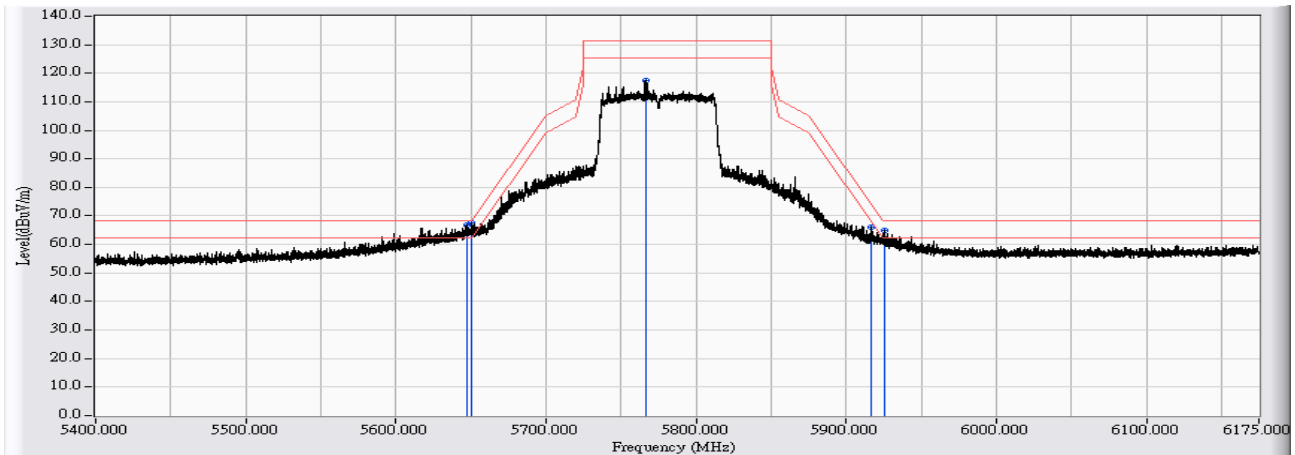


		Frequency (MHz)	Correct Factor (dB)	Reading Level (dBuV)	Measure Level (dBuV/m)	Margin (dB)	Limit (dBuV/m)	Detector Type
1	*	5648.983	9.143	54.634	63.777	-4.423	68.200	PEAK
2		5653.787	9.158	56.418	65.575	-5.427	71.002	PEAK
3		5741.276	9.429	100.400	109.829	-21.371	131.200	PEAK
4		5911.836	9.911	54.181	64.091	-13.850	77.941	PEAK
5		5937.719	9.983	52.342	62.325	-5.875	68.200	PEAK

Note:

1. All readings above 1GHz are performed with peak and/or average measurements as necessary.
2. Peak measurements: RBW = 1MHz, VBW = 1MHz, Sweep: Auto.
3. Average measurements: RBW = 1MHz, VBW = 10 Hz, Sweep: Auto.
4. “ * ”, means this data is the worst emission level.
5. Measurement Level = Reading Level + Correct Factor.
6. The average measurement was not performed when the peak measured data under the limit of average detection.

Site : CB4-H	Time : 2017/04/18
Limit : FCC_Part15E_2016_B4_03M_PK	Margin : 6
Probe : CB4_FCC_EFS_B432_1-18GHz_3M_1116 - VERTICAL	Power : AC 120V / 60Hz
EUT : Lyra	Note : 802.11n(80M)_5775MHz Mode 2: Tx-AD2055320 BF Mode



	Frequency (MHz)	Correct Factor (dB)	Reading Level (dBuV)	Measure Level (dBuV/m)	Margin (dB)	Limit (dBuV/m)	Detector Type
1	5646.968	9.137	57.774	66.910	-1.290	68.200	PEAK
2	* 5650.687	9.148	58.392	67.540	-1.168	68.708	PEAK
3	5766.151	9.501	108.145	117.646	-13.554	131.200	PEAK
4	5916.253	9.923	56.251	66.173	-8.500	74.673	PEAK
5	5925.862	9.949	54.904	64.853	-3.347	68.200	PEAK

Note:

1. All readings above 1GHz are performed with peak and/or average measurements as necessary.
2. Peak measurements: RBW = 1MHz, VBW = 1MHz, Sweep: Auto.
3. Average measurements: RBW = 1MHz, VBW = 10 Hz, Sweep: Auto.
4. “ * ”, means this data is the worst emission level.
5. Measurement Level = Reading Level + Correct Factor.
6. The average measurement was not performed when the peak measured data under the limit of average detection.

8. Frequency Stability

8.1. Test Equipment

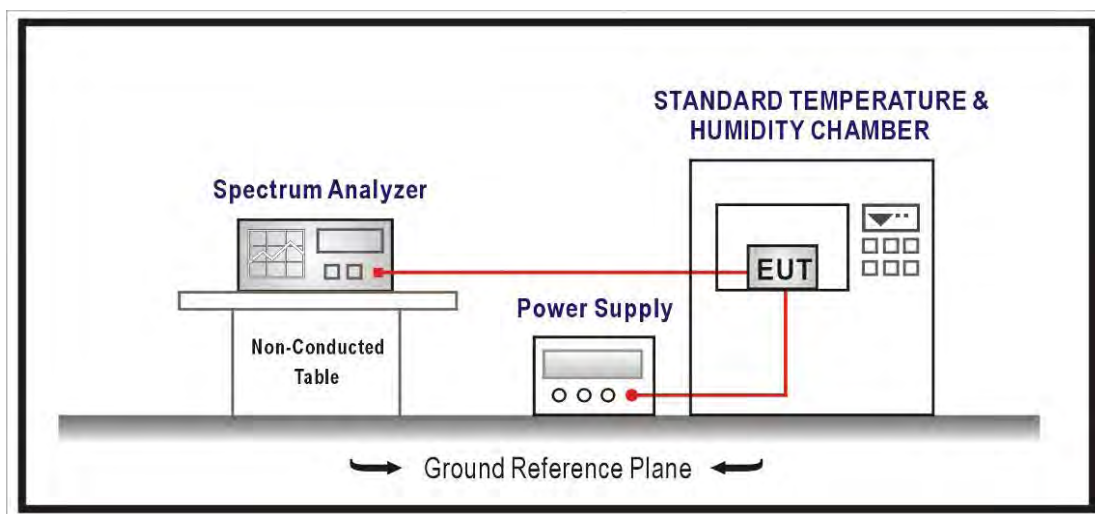
The following test equipments are used during the radiated emission tests:

Frequency Stability / SR10-H

Instrument	Manufacturer	Model No.	Serial No	Next Cal. Date
Temperature & Humidity Chamber	WIT	TH-1S-B	1082101	2018/02/08
Signal & Spectrum Analyzer	R&S	FSV40	101049	2018/01/22

Note: All equipments that need to calibrate are with calibration period of 1 year.

8.2. Test Setup



8.3. Limits

Manufactures of all devices are responsible for ensuring frequency stability such that an emission is maintained within the band of operation under all conditions of normal operation as specified

8.4. Test Procedure

The EUT was setup to ANSI C63.10:2013; tested to U-NII test procedure of 789033 D02 V01R03 for compliance to FCC 47CFR Subpart E requirements.

8.5. Uncertainty

The measurement uncertainty is defined as ± 150 Hz

8.6. Test Result

Product	Lyra		
Test Item	Frequency Stability		
Test Mode	Mode 1: Tx-AD2055320 Mode		
Date of Test	2017/04/11	Test Site	SR10-H

802.11a - 5180MHz (ANT 0)

Temperature Interval (°C)	DC Voltage (V)	Frequency (MHz)	Deviation (ppm)	Result
-30	120.00	5180.0074	1.4295	pass
-20		5180.0015	0.2821	pass
-10		5179.9853	-2.8330	pass
0		5179.9776	-4.3321	pass
10		5179.9832	-3.2399	pass
20		5179.9517	-9.3292	pass
30		5179.9528	-9.1206	pass
40		5179.9357	-12.4131	pass
50		5180.0074	1.4295	pass

Temperature Interval (°C)	DC Voltage (V)	Frequency (MHz)	Deviation (ppm)	Result
25	132	5179.9942	-1.1163	pass
	120.00	5180.0014	0.2663	pass
	108	5180.0015	0.2833	pass

802.11a - 5240MHz (ANT 0)

Temperature Interval (°C)	DC Voltage (V)	Frequency (MHz)	Deviation (ppm)	Result
-30	120.00	5240.0206	3.9266	pass
-20		5240.0134	2.5524	pass
-10		5239.9802	-3.7825	pass
0		5239.9972	-0.5419	pass
10		5239.9879	-2.3147	pass
20		5239.9842	-3.0158	pass
30		5239.9813	-3.5764	pass
40		5239.9608	-7.4873	pass
50		5240.0206	3.9266	pass

Temperature Interval (°C)	DC Voltage (V)	Frequency (MHz)	Deviation (ppm)	Result
25	132	5240.0030	0.5796	pass
	120.00	5239.9913	-1.6647	pass
	108	5240.0070	1.3407	pass

Product	Lyra		
Test Item	Frequency Stability		
Test Mode	Mode 1: Tx-AD2055320 Mode		
Date of Test	2017/04/11	Test Site	SR10-H

802.11a - 5180MHz(Ant.1)

Temperature Interval (°C)	DC Voltage (V)	Frequency (MHz)	Deviation (ppm)	Result
-30	120.00	5180.0086	1.6592	pass
-20		5180.0186	3.5997	pass
-10		5179.9995	-0.0925	pass
0		5179.9681	-6.1633	pass
10		5179.9916	-1.6270	pass
20		5179.9912	-1.7073	pass
30		5179.9896	-2.0092	pass
40		5179.9477	-10.1020	pass
50		5180.0086	1.6592	pass

Temperature Interval (°C)	DC Voltage (V)	Frequency (MHz)	Deviation (ppm)	Result
25	132	5179.9982	-0.3557	pass
	120.00	5179.9984	-0.3065	pass
	108	5179.9992	-0.1530	pass

802.11a - 5240MHz(Ant.1)

Temperature Interval (°C)	DC Voltage (V)	Frequency (MHz)	Deviation (ppm)	Result
-30	120.00	5240.0149	2.8494	pass
-20		5240.0067	1.2830	pass
-10		5239.9705	-5.6325	pass
0		5239.9743	-4.9138	pass
10		5239.9660	-6.4843	pass
20		5239.9654	-6.6112	pass
30		5239.9852	-2.8333	pass
40		5239.9866	-2.5668	pass
50		5240.0149	2.8494	pass

Temperature Interval (°C)	DC Voltage (V)	Frequency (MHz)	Deviation (ppm)	Result
25	132	5240.0004	0.0812	pass
	120.00	5239.9976	-0.4604	pass
	108	5239.9974	-0.4868	pass

Product	Lyra		
Test Item	Frequency Stability		
Test Mode	Mode 1: Tx-AD2055320 Mode		
Date of Test	2017/04/11	Test Site	SR10-H

802.11n(20M) - 5180MHz(Ant.0)

Temperature Interval (°C)	DC Voltage (V)	Frequency (MHz)	Deviation (ppm)	Result
-30	120.00	5180.0192	3.7021	pass
-20		5180.0067	1.2993	pass
-10		5179.9724	-5.3213	pass
0		5179.9898	-1.9666	pass
10		5179.9937	-1.2144	pass
20		5179.9665	-6.4748	pass
30		5179.9889	-2.1482	pass
40		5179.9429	-11.0281	pass
50		5180.0192	3.7021	pass

Temperature Interval (°C)	DC Voltage (V)	Frequency (MHz)	Deviation (ppm)	Result
25	132	5179.9980	-0.3847	pass
	120.00	5179.9938	-1.1914	pass
	108	5179.9921	-1.5224	pass

802.11n(20M) - 5240MHz(Ant.0)

Temperature Interval (°C)	DC Voltage (V)	Frequency (MHz)	Deviation (ppm)	Result
-30	120.00	5240.0253	4.8235	pass
-20		5240.0012	0.2331	pass
-10		5239.9879	-2.3073	pass
0		5239.9932	-1.2946	pass
10		5239.9797	-3.8827	pass
20		5239.9950	-0.9596	pass
30		5239.9459	-10.3336	pass
40		5239.9462	-10.2764	pass
50		5240.0253	4.8235	pass

Temperature Interval (°C)	DC Voltage (V)	Frequency (MHz)	Deviation (ppm)	Result
25	132	5239.9955	-0.8634	pass
	120.00	5240.0019	0.3532	pass
	108	5240.0075	1.4317	pass

Product	Lyra		
Test Item	Frequency Stability		
Test Mode	Mode 1: Tx-AD2055320 Mode		
Date of Test	2017/04/11	Test Site	SR10-H

802.11n(20M) - 5180MHz(Ant.1)

Temperature Interval (°C)	DC Voltage (V)	Frequency (MHz)	Deviation (ppm)	Result
-30	120.00	5180.0192	3.7105	pass
-20		5180.0117	2.2667	pass
-10		5179.9797	-3.9156	pass
0		5179.9855	-2.7950	pass
10		5179.9524	-9.1942	pass
20		5179.9794	-3.9718	pass
30		5179.9570	-8.3042	pass
40		5179.9332	-12.8881	pass
50		5180.0192	3.7105	pass

Temperature Interval (°C)	DC Voltage (V)	Frequency (MHz)	Deviation (ppm)	Result
25	132	5180.0005	0.0899	pass
	120.00	5179.9985	-0.2920	pass
	108	5180.0001	0.0230	pass

802.11n(20M) - 5240MHz(Ant.1)

Temperature Interval (°C)	DC Voltage (V)	Frequency (MHz)	Deviation (ppm)	Result
-30	120.00	5240.0288	5.4898	pass
-20		5240.0199	3.7995	pass
-10		5239.9849	-2.8873	pass
0		5239.9860	-2.6654	pass
10		5239.9976	-0.4639	pass
20		5239.9716	-5.4246	pass
30		5239.9812	-3.5933	pass
40		5239.9666	-6.3649	pass
50		5240.0288	5.4898	pass

Temperature Interval (°C)	DC Voltage (V)	Frequency (MHz)	Deviation (ppm)	Result
25	132	5240.0057	1.0881	pass
	120.00	5239.9942	-1.1150	pass
	108	5239.9990	-0.1881	pass

Product	Lyra		
Test Item	Frequency Stability		
Test Mode	Mode 3: Tx-ADP-24EW B Mode		
Date of Test	2017/04/11	Test Site	SR10-H

802.11n(40M) - 5190MHz(Ant.0)

Temperature Interval (°C)	DC Voltage (V)	Frequency (MHz)	Deviation (ppm)	Result
-30	120.00	5190.0261	5.0329	pass
-20		5190.0077	1.4926	pass
-10		5189.9750	-4.8103	pass
0		5189.9605	-7.6052	pass
10		5189.9712	-5.5470	pass
20		5189.9956	-0.8505	pass
30		5189.9514	-9.3589	pass
40		5189.9947	-1.0188	pass
50		5190.0261	5.0329	pass

Temperature Interval (°C)	DC Voltage (V)	Frequency (MHz)	Deviation (ppm)	Result
25	132	5190.0001	0.0245	pass
	120.00	5190.0063	1.2151	pass
	108	5189.9942	-1.1184	pass

802.11n(40M) - 5230MHz(Ant.0)

Temperature Interval (°C)	DC Voltage (V)	Frequency (MHz)	Deviation (ppm)	Result
-30	120.00	5230.0085	1.6222	pass
-20		5230.0110	2.0944	pass
-10		5229.9888	-2.1386	pass
0		5229.9904	-1.8352	pass
10		5229.9923	-1.4649	pass
20		5229.9787	-4.0767	pass
30		5229.9780	-4.2157	pass
40		5229.9905	-1.8182	pass
50		5230.0085	1.6222	pass

Temperature Interval (°C)	DC Voltage (V)	Frequency (MHz)	Deviation (ppm)	Result
25	132	5230.0026	0.4987	pass
	120.00	5229.9892	-2.0576	pass
	108	5230.0035	0.6609	pass

Product	Lyra		
Test Item	Frequency Stability		
Test Mode	Mode 1: Tx-AD2055320 Mode		
Date of Test	2017/04/11	Test Site	SR10-H

802.11n(40M) - 5190MHz(Ant.1)

Temperature Interval (°C)	DC Voltage (V)	Frequency (MHz)	Deviation (ppm)	Result
-30	120.00	5190.0252	4.8615	pass
-20		5190.0027	0.5294	pass
-10		5189.9926	-1.4268	pass
0		5189.9861	-2.6813	pass
10		5189.9692	-5.9437	pass
20		5189.9900	-1.9259	pass
30		5189.9458	-10.4482	pass
40		5189.9937	-1.2054	pass
50		5190.0252	4.8615	pass

Temperature Interval (°C)	DC Voltage (V)	Frequency (MHz)	Deviation (ppm)	Result
25	132	5190.0023	0.4477	pass
	120.00	5190.0067	1.2958	pass
	108	5190.0013	0.2515	pass

802.11n(40M)- 5230MHz(Ant.1)

Temperature Interval (°C)	DC Voltage (V)	Frequency (MHz)	Deviation (ppm)	Result
-30	120.00	5230.0272	5.2101	pass
-20		5230.0033	0.6390	pass
-10		5229.9789	-4.0408	pass
0		5229.9611	-7.4456	pass
10		5229.9627	-7.1365	pass
20		5229.9942	-1.1015	pass
30		5229.9984	-0.3143	pass
40		5229.9775	-4.3028	pass
50		5230.0272	5.2101	pass

Temperature Interval (°C)	DC Voltage (V)	Frequency (MHz)	Deviation (ppm)	Result
25	132	5229.9978	-0.4193	pass
	120.00	5229.9864	-2.6031	pass
	108	5229.9977	-0.4335	pass

Product	Lyra		
Test Item	Frequency Stability		
Test Mode	Mode 1: Tx-AD2055320 Mode		
Date of Test	2017/04/11	Test Site	SR10-H

802.11ac(80M) - 5210MHz(Ant.0)

Temperature Interval (°C)	AC Voltage (V)	Frequency (MHz)	Deviation (ppm)	Result
-20	120	5210.0191	3.6634	pass
-10		5210.0063	1.2137	pass
0		5209.9985	-0.2873	pass
10		5209.9861	-2.6746	pass
20		5209.9542	-8.7995	pass
30		5209.9651	-6.7010	pass
40		5209.9954	-0.8804	pass
50		5209.9488	-9.8311	pass

Temperature Interval (°C)	AC Voltage (V)	Frequency (MHz)	Deviation (ppm)	Result
25	102	5210.0022	0.4130	pass
	120	5209.9950	-0.9524	pass
	138	5209.9925	-1.4315	pass

802.11ac(80M) - 5210MHz(Ant.1)

Temperature Interval (°C)	AC Voltage (V)	Frequency (MHz)	Deviation (ppm)	Result
-20	120	5210.0293	5.6158	pass
-10		5210.0165	3.1645	pass
0		5209.9791	-4.0113	pass
10		5209.9950	-0.9580	pass
20		5209.9891	-2.0986	pass
30		5209.9710	-5.5625	pass
40		5209.9555	-8.5475	pass
50		5209.9352	-12.4444	pass

Temperature Interval (°C)	AC Voltage (V)	Frequency (MHz)	Deviation (ppm)	Result
25	102	5210.0049	0.9363	pass
	120	5209.9918	-1.5662	pass
	138	5210.0066	1.2618	pass

Product	Lyra		
Test Item	Frequency Stability		
Test Mode	Mode 1: Tx-AD2055320 Mode		
Date of Test	2017/04/11	Test Site	SR10-H

802.11a - 5745MHz (ANT 0)

Temperature Interval (°C)	DC Voltage (V)	Frequency (MHz)	Deviation (ppm)	Result
-30	120.00	5745.0187	3.2482	pass
-20		5745.0011	0.1971	pass
-10		5744.9701	-5.2057	pass
0		5744.9729	-4.7244	pass
10		5744.9923	-1.3376	pass
20		5744.9651	-6.0749	pass
30		5744.9517	-8.4046	pass
40		5744.9528	-8.2103	pass
50		5745.0187	3.2482	pass

Temperature Interval (°C)	DC Voltage (V)	Frequency (MHz)	Deviation (ppm)	Result
25	132	5744.9976	-0.4093	pass
	120.00	5744.9931	-1.2041	pass
	108	5744.9985	-0.2698	pass

802.11a - 5825MHz (ANT 0)

Temperature Interval (°C)	DC Voltage (V)	Frequency (MHz)	Deviation (ppm)	Result
-30	120.00	5825.0035	0.5980	pass
-20		5825.0064	1.1020	pass
-10		5824.9815	-3.1687	pass
0		5824.9946	-0.9215	pass
10		5824.9898	-1.7552	pass
20		5824.9644	-6.1137	pass
30		5824.9570	-7.3900	pass
40		5824.9439	-9.6338	pass
50		5825.0035	0.5980	pass

Temperature Interval (°C)	DC Voltage (V)	Frequency (MHz)	Deviation (ppm)	Result
25	132	5825.0034	0.5786	pass
	120.00	5825.0004	0.0633	pass
	108	5824.9984	-0.2726	pass

Product	Lyra		
Test Item	Frequency Stability		
Test Mode	Mode 1: Tx-AD2055320 Mode		
Date of Test	2017/04/11	Test Site	SR10-H

802.11a - 5745MHz(Ant.1)

Temperature Interval (°C)	DC Voltage (V)	Frequency (MHz)	Deviation (ppm)	Result
-30	120.00	5745.0009	0.1560	pass
-20		5745.0197	3.4211	pass
-10		5744.9963	-0.6465	pass
0		5744.9677	-5.6287	pass
10		5744.9592	-7.1065	pass
20		5744.9991	-0.1631	pass
30		5744.9542	-7.9664	pass
40		5744.9819	-3.1508	pass
50		5745.0009	0.1560	pass

Temperature Interval (°C)	DC Voltage (V)	Frequency (MHz)	Deviation (ppm)	Result
25	132	5745.0016	0.2853	pass
	120.00	5744.9841	-2.7624	pass
	108	5744.9999	-0.0143	pass

802.11a - 5825MHz(Ant.1)

Temperature Interval (°C)	DC Voltage (V)	Frequency (MHz)	Deviation (ppm)	Result
-30	120.00	5825.0116	1.9967	pass
-20		5825.0018	0.3013	pass
-10		5824.9807	-3.3187	pass
0		5824.9862	-2.3732	pass
10		5824.9931	-1.1763	pass
20		5824.9577	-7.2590	pass
30		5824.9874	-2.1581	pass
40		5824.9517	-8.2946	pass
50		5825.0116	1.9967	pass

Temperature Interval (°C)	DC Voltage (V)	Frequency (MHz)	Deviation (ppm)	Result
25	132	5825.0004	0.0645	pass
	120.00	5824.9963	-0.6407	pass
	108	5824.9997	-0.0521	pass

Product	Lyra		
Test Item	Frequency Stability		
Test Mode	Mode 1: Tx-AD2055320 Mode		
Date of Test	2017/04/11	Test Site	SR10-H

802.11n(20M) - 5745MHz(Ant.0)

Temperature Interval (°C)	DC Voltage (V)	Frequency (MHz)	Deviation (ppm)	Result
-30	120.00	5745.0138	2.3973	pass
-20		5745.0046	0.8018	pass
-10		5744.9906	-1.6393	pass
0		5744.9727	-4.7535	pass
10		5744.9913	-1.5178	pass
20		5744.9565	-7.5718	pass
30		5744.9763	-4.1302	pass
40		5744.9336	-11.5582	pass
50		5745.0138	2.3973	pass

Temperature Interval (°C)	DC Voltage (V)	Frequency (MHz)	Deviation (ppm)	Result
25	132	5744.9980	-0.3474	pass
	120.00	5744.9946	-0.9326	pass
	108	5745.0052	0.8988	pass

802.11n(20M) - 5825MHz(Ant.0)

Temperature Interval (°C)	DC Voltage (V)	Frequency (MHz)	Deviation (ppm)	Result
-30	120.00	5825.0108	1.8593	pass
-20		5825.0010	0.1758	pass
-10		5824.9922	-1.3465	pass
0		5824.9874	-2.1592	pass
10		5824.9800	-3.4415	pass
20		5824.9510	-8.4179	pass
30		5824.9665	-5.7569	pass
40		5824.9501	-8.5628	pass
50		5825.0108	1.8593	pass

Temperature Interval (°C)	DC Voltage (V)	Frequency (MHz)	Deviation (ppm)	Result
25	132	5824.9952	-0.8298	pass
	120.00	5824.9992	-0.1430	pass
	108	5824.9956	-0.7632	pass

Product	Lyra		
Test Item	Frequency Stability		
Test Mode	Mode 1: Tx-AD2055320 Mode		
Date of Test	2017/04/11	Test Site	SR10-H

802.11n(20M) - 5745MHz(Ant.1)

Temperature Interval (°C)	DC Voltage (V)	Frequency (MHz)	Deviation (ppm)	Result
-30	120.00	5745.0076	1.3286	pass
-20		5745.0160	2.7795	pass
-10		5744.9993	-0.1138	pass
0		5744.9954	-0.8034	pass
10		5744.9927	-1.2729	pass
20		5744.9940	-1.0517	pass
30		5744.9440	-9.7517	pass
40		5744.9791	-3.6325	pass
50		5745.0076	1.3286	pass

Temperature Interval (°C)	DC Voltage (V)	Frequency (MHz)	Deviation (ppm)	Result
25	132	5744.9968	-0.5556	pass
	120.00	5744.9895	-1.8294	pass
	108	5745.0044	0.7609	pass

802.11n(20M) - 5825MHz(Ant.1)

Temperature Interval (°C)	DC Voltage (V)	Frequency (MHz)	Deviation (ppm)	Result
-30	120.00	5825.0260	4.4714	pass
-20		5825.0068	1.1719	pass
-10		5824.9780	-3.7734	pass
0		5824.9754	-4.2188	pass
10		5824.9533	-8.0155	pass
20		5824.9504	-8.5178	pass
30		5824.9867	-2.2884	pass
40		5824.9970	-0.5071	pass
50		5825.0260	4.4714	pass

Temperature Interval (°C)	DC Voltage (V)	Frequency (MHz)	Deviation (ppm)	Result
25	132	5824.9908	-1.5799	pass
	120.00	5824.9873	-2.1861	pass
	108	5825.0025	0.4276	pass

Product	Lyra		
Test Item	Frequency Stability		
Test Mode	Mode 3: Tx-ADP-24EW B Mode		
Date of Test	2017/04/11	Test Site	SR10-H

802.11n(40M) - 5755MHz(Ant.0)

Temperature Interval (°C)	DC Voltage (V)	Frequency (MHz)	Deviation (ppm)	Result
-30	120.00	5755.0133	2.3066	pass
-20		5755.0194	3.3674	pass
-10		5754.9736	-4.5830	pass
0		5754.9798	-3.5038	pass
10		5754.9708	-5.0760	pass
20		5754.9997	-0.0489	pass
30		5754.9718	-4.8925	pass
40		5754.9977	-0.4037	pass
50		5755.0133	2.3066	pass

Temperature Interval (°C)	DC Voltage (V)	Frequency (MHz)	Deviation (ppm)	Result
25	132	5754.9958	-0.7237	pass
	120.00	5754.9883	-2.0279	pass
	108	5755.0022	0.3768	pass

802.11n(40M) - 5795MHz(Ant.0)

Temperature Interval (°C)	DC Voltage (V)	Frequency (MHz)	Deviation (ppm)	Result
-30	120.00	5795.0151	2.6138	pass
-20		5795.0032	0.5502	pass
-10		5794.9818	-3.1430	pass
0		5794.9979	-0.3657	pass
10		5794.9767	-4.0165	pass
20		5794.9660	-5.8702	pass
30		5794.9500	-8.6267	pass
40		5794.9372	-10.8299	pass
50		5795.0151	2.6138	pass

Temperature Interval (°C)	DC Voltage (V)	Frequency (MHz)	Deviation (ppm)	Result
25	132	5794.9919	-1.3979	pass
	120.00	5794.9928	-1.2471	pass
	108	5795.0051	0.8873	pass

Product	Lyra		
Test Item	Frequency Stability		
Test Mode	Mode 1: Tx-AD2055320 Mode		
Date of Test	2017/04/11	Test Site	SR10-H

802.11n(40M) - 5755MHz(Ant.1)

Temperature Interval (°C)	DC Voltage (V)	Frequency (MHz)	Deviation (ppm)	Result
-30	120.00	5755.0064	1.1055	pass
-20		5755.0118	2.0560	pass
-10		5754.9793	-3.5924	pass
0		5754.9955	-0.7884	pass
10		5754.9707	-5.0989	pass
20		5754.9633	-6.3846	pass
30		5754.9798	-3.5160	pass
40		5754.9360	-11.1218	pass
50		5755.0064	1.1055	pass

Temperature Interval (°C)	DC Voltage (V)	Frequency (MHz)	Deviation (ppm)	Result
25	132	5755.0015	0.2556	pass
	120.00	5754.9910	-1.5678	pass
	108	5755.0008	0.1416	pass

802.11n(40M)- 5795MHz(Ant.1)

Temperature Interval (°C)	DC Voltage (V)	Frequency (MHz)	Deviation (ppm)	Result
-30	120.00	5795.0095	1.6434	pass
-20		5795.0030	0.5245	pass
-10		5794.9740	-4.4906	pass
0		5794.9743	-4.4319	pass
10		5794.9660	-5.8586	pass
20		5794.9832	-2.9053	pass
30		5794.9856	-2.4852	pass
40		5794.9561	-7.5728	pass
50		5795.0095	1.6434	pass

Temperature Interval (°C)	DC Voltage (V)	Frequency (MHz)	Deviation (ppm)	Result
25	132	5794.9924	-1.3176	pass
	120.00	5794.9836	-2.8334	pass
	108	5794.9996	-0.0699	pass

Product	Lyra		
Test Item	Frequency Stability		
Test Mode	Mode 1: Tx-AD2055320 Mode		
Date of Test	2017/04/11	Test Site	SR10-H

802.11ac(80M) - 5775MHz(Ant.0)

Temperature Interval (°C)	AC Voltage (V)	Frequency (MHz)	Deviation (ppm)	Result
-20	120	5775.0178	3.0862	pass
-10		5775.0069	1.1938	pass
0		5774.9932	-1.1692	pass
10		5774.9931	-1.1879	pass
20		5774.9665	-5.7962	pass
30		5774.9508	-8.5141	pass
40		5774.9894	-1.8314	pass
50		5774.9729	-4.7010	pass

Temperature Interval (°C)	AC Voltage (V)	Frequency (MHz)	Deviation (ppm)	Result
25	102	5775.0025	0.4379	pass
	120	5775.0053	0.9165	pass
	138	5775.0018	0.3093	pass

802.11ac(80M) - 5755MHz(Ant.1)

Temperature Interval (°C)	AC Voltage (V)	Frequency (MHz)	Deviation (ppm)	Result
-20	120	5775.0059	1.0277	pass
-10		5775.0069	1.1992	pass
0		5774.9906	-1.6249	pass
10		5774.9635	-6.3172	pass
20		5774.9856	-2.4869	pass
30		5774.9967	-0.5769	pass
40		5774.9789	-3.6459	pass
50		5774.9886	-1.9736	pass

Temperature Interval (°C)	AC Voltage (V)	Frequency (MHz)	Deviation (ppm)	Result
25	102	5774.9939	-1.0532	pass
	120	5774.9935	-1.1284	pass
	138	5774.9966	-0.5971	pass