

2.8. Test Photo

Test Mode : Mode 1: Transmit (CDD Mode)_Adapter: EXA1206UH
 Description : Front View of Conducted Emission Test Setup



Test Mode : Mode 1: Transmit (CDD Mode)_Adapter: EXA1206UH
 Description : Back View of Conducted Emission Test Setup



Test Mode : Mode 3: Transmit (CDD Mode)_Adapter: AD890326
Description : Front View of Conducted Emission Test Setup



Test Mode : Mode 3: Transmit (CDD Mode)_Adapter: AD890326
Description : Back View of Conducted Emission Test Setup



Test Mode : Mode 4: Transmit (CDD Mode)_Adapter: ADP-33AW
Description : Front View of Conducted Emission Test Setup




Test Mode : Mode 4: Transmit (CDD Mode)_Adapter: ADP-33AW
Description : Back View of Conducted Emission Test Setup




6.7. Test Photo


Test Mode : Mode 1: Transmit (CDD Mode)_Adapter: EXA1206UH
Description : Front View of Radiated Emission Test Setup (Bi-Log)




Test Mode : Mode 1: Transmit (CDD Mode)_Adapter: EXA1206UH
Description : Back View of Radiated Emission Test Setup (Bi-Log)




Test Mode : Mode 3: Transmit (CDD Mode)_Adapter: AD890326
Description : Front View of Radiated Emission Test Setup (Bi-Log)




Test Mode : Mode 3: Transmit (CDD Mode)_Adapter: AD890326
Description : Back View of Radiated Emission Test Setup (Bi-Log)




Test Mode : Mode 4: Transmit (CDD Mode)_Adapter: ADP-33AW
Description : Front View of Radiated Emission Test Setup (Bi-Log)



Test Mode : Mode 4: Transmit (CDD Mode)_Adapter: ADP-33AW
Description : Back View of Radiated Emission Test Setup (Bi-Log)



Test Mode : Mode 1: Transmit (CDD Mode)_Adapter: EXA1206UH
Description : Front View of Radiated Emission Test Setup (Horn)



Test Mode : Mode 1: Transmit (CDD Mode)_Adapter: EXA1206UH
Description : Back View of Radiated Emission Test Setup (Horn)

