

**2.8. Test Photo**

Test Mode : Mode 1: Transmit (CDD Mode)\_Adapter: EXA1206UH  
 Description : Front View of Conducted Emission Test Setup



Test Mode : Mode 1: Transmit (CDD Mode)\_Adapter: EXA1206UH  
 Description : Back View of Conducted Emission Test Setup



Test Mode : Mode 3: Transmit (CDD Mode)\_Adapter: AD890326  
Description : Front View of Conducted Emission Test Setup



Test Mode : Mode 3: Transmit (CDD Mode)\_Adapter: AD890326  
Description : Back View of Conducted Emission Test Setup






4.8. Test Photo


Test Mode : Mode 1: Transmit (CDD Mode)\_Adapter: EXA1206UH

Description : Front View of Radiated Emission Test Setup (Bi-Log)




Test Mode : Mode 1: Transmit (CDD Mode)\_Adapter: EXA1206UH

Description : Back View of Radiated Emission Test Setup (Bi-Log)






Test Mode : Mode 3: Transmit (CDD Mode)\_Adapter: AD890326  
Description : Front View of Radiated Emission Test Setup (Bi-Log)




Test Mode : Mode 3: Transmit (CDD Mode)\_Adapter: AD890326  
Description : Back View of Radiated Emission Test Setup (Bi-Log)






Test Mode : Mode 1: Transmit (CDD Mode)\_Adapter: EXA1206UH  
Description : Front View of Radiated Emission Test Setup (Horn)




Test Mode : Mode 1: Transmit (CDD Mode)\_Adapter: EXA1206UH  
Description : Back View of Radiated Emission Test Setup (Horn)





Test Mode : Mode 3: Transmit (CDD Mode)\_Adapter: AD890326

Description : Front View of Radiated Emission Test Setup (Horn)



Test Mode : Mode 3: Transmit (CDD Mode)\_Adapter: AD890326

Description : Back View of Radiated Emission Test Setup (Horn)

