

2.8. Test Photo

Test Mode : Mode 1: Transmit (Adapter: EXA1004UH)

Description : Front View of Conducted Emission Test Setup



Test Mode : Mode 1: Transmit (Adapter: EXA1004UH)

Description : Back View of Conducted Emission Test Setup



Test Mode : Mode 2: Transmit (Adapter: AD82030)
Description : Front View of Conducted Emission Test Setup




Test Mode : Mode 2: Transmit (Adapter: AD82030)
Description : Back View of Conducted Emission Test Setup



4.8. Test Photo


Test Mode : Mode 1: Transmit (Adapter: EXA1004UH)

Description : Front View of Radiated Emission Test Setup (Bi-Log)




Test Mode : Mode 1: Transmit (Adapter: EXA1004UH)

Description : Back View of Radiated Emission Test Setup (Bi-Log)




Test Mode : Mode 2: Transmit (Adapter: AD82030)

Description : Front View of Radiated Emission Test Setup (Bi-Log)




Test Mode : Mode 2: Transmit (Adapter: AD82030)

Description : Back View of Radiated Emission Test Setup (Bi-Log)




Test Mode : Mode 1: Transmit (Adapter: EXA1004UH)

Description : Front View of Radiated Emission Test Setup (Horn)




Test Mode : Mode 1: Transmit (Adapter: EXA1004UH)

Description : Back View of Radiated Emission Test Setup (Horn)



Test Mode : Mode 2: Transmit (Adapter: AD82030)
Description : Front View of Radiated Emission Test Setup (Horn)



Test Mode : Mode 2: Transmit (Adapter: AD82030)
Description : Back View of Radiated Emission Test Setup (Horn)

