

Attachment 1

➤ **Test Setup Photograph**

<Conducted Emission>

Test Mode : Mode 1: Transmit_CDD Mode_Adapter 1

Description : Front View of Conducted Emission Test Setup



Test Mode : Mode 1: Transmit_CDD Mode_Adapter 1

Description : Back View of Conducted Emission Test Setup



Test Mode : Mode 3: Transmit_Adapter 2
Description : Front View of Conducted Emission Test Setup



Test Mode : Mode 3: Transmit_Adapter 2
Description : Back View of Conducted Emission Test Setup



Test Mode : Mode 4: Transmit_Adapter 3
Description : Front View of Conducted Emission Test Setup




Test Mode : Mode 4: Transmit_Adapter 3
Description : Back View of Conducted Emission Test Setup



Test Mode : Mode 5: Transmit_Adapter 4
Description : Front View of Conducted Emission Test Setup




Test Mode : Mode 5: Transmit_Adapter 4
Description : Back View of Conducted Emission Test Setup



<Radiated Emission>


Test Mode : Mode 1: Transmit_CDD Mode_Adapter 1

Description : Front View of Radiated Emission Test Setup (Bi-Log)




Test Mode : Mode 1: Transmit_CDD Mode_Adapter 1

Description : Back View of Radiated Emission Test Setup (Bi-Log)




Test Mode : Mode 3: Transmit_Adapter 2

Description : Front View of Radiated Emission Test Setup (Bi-Log)




Test Mode : Mode 3: Transmit_Adapter 2

Description : Back View of Radiated Emission Test Setup (Bi-Log)




Test Mode : Mode 4: Transmit_Adapter 3

Description : Front View of Radiated Emission Test Setup (Bi-Log)



Test Mode : Mode 4: Transmit_Adapter 3

Description : Back View of Radiated Emission Test Setup (Bi-Log)




Test Mode : Mode 5: Transmit_Adapter 4

Description : Front View of Radiated Emission Test Setup (Bi-Log)



Test Mode : Mode 5: Transmit_Adapter 4

Description : Back View of Radiated Emission Test Setup (Bi-Log)



Test Mode : Mode 1: Transmit_CDD Mode_Adapter 1
 Description : Front View of Radiated Emission Test Setup (Horn)



Test Mode : Mode 1: Transmit_CDD Mode_Adapter 1
 Description : Back View of Radiated Emission Test Setup (Horn)

