

## Attachment 1

### ➤ Test Setup Photograph

#### <Conducted Emission>

Test Mode : Mode 1: Transmit\_2.4 PA: Richwave; ADP: AD890326010-2LF

Description : Front View of Conducted Emission Test Setup



Test Mode : Mode 1: Transmit\_2.4 PA: Richwave; ADP: AD890326010-2LF

Description : Back View of Conducted Emission Test Setup



Test Mode : Mode 2: Transmit\_2.4 PA: Richwave; ADP: ADP-33AW B  
Description : Front View of Conducted Emission Test Setup



Test Mode : Mode 2: Transmit\_2.4 PA: Richwave; ADP: ADP-33AW B  
Description : Back View of Conducted Emission Test Setup



**<Radiated Emission>**


Test Mode : Mode 1: Transmit\_2.4 PA: Richwave; ADP: AD890326010-2LF

Description : Front View of Radiated Emission Test Setup (Bi-Log)



Test Mode : Mode 1: Transmit\_2.4 PA: Richwave; ADP: AD890326010-2LF


Description : Back View of Radiated Emission Test Setup (Bi-Log)




Test Mode : Mode 2: Transmit\_2.4 PA: Richwave; ADP: ADP-33AW B  
Description : Front View of Radiated Emission Test Setup (Bi-Log)



Test Mode : Mode 2: Transmit\_2.4 PA: Richwave; ADP: ADP-33AW B  
Description : Back View of Radiated Emission Test Setup (Bi-Log)



Test Mode : Mode 1: Transmit\_2.4 PA: Richwave; ADP: AD890326010-2LF  
Description : Front View of Radiated Emission Test Setup (Horn)



Test Mode : Mode 1: Transmit\_2.4 PA: Richwave; ADP: AD890326010-2LF  
Description : Back View of Radiated Emission Test Setup (Horn)

