

## Attachment 1

### ➤ Test Setup Photograph

#### <Conducted Emission>

Test Mode : Mode 2: Transmit\_CDD Mode

Description : Front View of Conducted Emission Test Setup



Test Mode : Mode 2: Transmit\_CDD Mode

Description : Back View of Conducted Emission Test Setup



**<Radiated Emission>**


Test Mode : Mode 1: Transmit\_SISO Mode

Description : Front View of Radiated Emission Test Setup (Bi-Log)



Test Mode : Mode 1: Transmit\_SISO Mode


Description : Back View of Radiated Emission Test Setup (Bi-Log)



Test Mode : Mode 2: Transmit\_CDD Mode  
Description : Front View of Radiated Emission Test Setup (Bi-Log)




Test Mode : Mode 2: Transmit\_CDD Mode  
Description : Back View of Radiated Emission Test Setup (Bi-Log)



Test Mode : Mode 1: Transmit\_SISO Mode  
Description : Front View of Radiated Emission Test Setup (Horn)



Test Mode : Mode 1: Transmit\_SISO Mode  
Description : Back View of Radiated Emission Test Setup (Horn)



Test Mode : Mode 2: Transmit\_CDD Mode  
Description : Front View of Radiated Emission Test Setup (Horn)



Test Mode : Mode 2: Transmit\_CDD Mode  
Description : Back View of Radiated Emission Test Setup (Horn)

