

FCC- TEST REPORT

Report Number : **68.950.20.0784.01** Date of Issue: 2021-05-20

Model : **L1, L1xy ("x" and "y" can be replaced by A-Z, 0-9 or blank, which stands for marketing purpose)**

Product Type : LED PROJECTOR

Applicant : ASUSTeK COMPUTER INC.

Address : 1F., No.15, Lide Rd., 112 Beitou Dist., Taipei City, Taiwan.

Manufacturer : ASUSTeK COMPUTER INC.

Address : 1F., No.15, Lide Rd., 112 Beitou Dist., Taipei City, Taiwan.

Test Result : **Positive** **Negative**

Total pages including Appendices : **232**

TÜV SÜD Certification and Testing (China) Co., Ltd. Shenzhen Branch is a subcontractor to TÜV SÜD Product Service GmbH according to the principles outlined in ISO 17025.

TÜV SÜD Certification and Testing (China) Co., Ltd. Shenzhen Branch reports apply only to the specific samples tested under stated test conditions. Construction of the actual test samples has been documented. It is the manufacturer's responsibility to assure that additional production units of this model are manufactured with identical electrical and mechanical components. The manufacturer/importer is responsible to the Competent Authorities in Europe for any modifications made to the production units which result in non-compliance to the relevant regulations. TÜV SÜD Certification and Testing (China) Co., Ltd. Shenzhen Branch shall have no liability for any deductions, inferences or generalizations drawn by the client or others from TÜV SÜD Certification and Testing (China) Co., Ltd. Shenzhen Branch issued reports.

This report is the confidential property of the client. As a mutual protection to our clients, the public and ourselves, extracts from the test report shall not be reproduced except in full without our written approval.



1 Table of Contents

1 TABLE OF CONTENTS	2
2 DETAILS ABOUT THE TEST LABORATORY	3
3 DESCRIPTION OF THE EQUIPMENT UNDER TEST	4
4 SUMMARY OF TEST STANDARDS.....	5
5 SUMMARY OF TEST RESULTS	6
6 GENERAL REMARKS	7
7 TEST SETUPS	8
8. SYSTEMS TEST CONFIGURATION	9
9 TECHNICAL REQUIREMENT.....	10
9.1 Conducted Emission	10
9.2 Emission bandwidth	13
9.3 Maximum conducted output power.....	67
9.4 Maximum power spectral density	71
9.5 Unwanted emissions	98
9.6 Frequencies Stability	221
9.7 Dynamic Frequency Selection (DFS)	226
10 TEST EQUIPMENT LIST.....	231
11 SYSTEM MEASUREMENT UNCERTAINTY	232



2 Details about the Test Laboratory

Details about the Test Laboratory

Test Site 1

Company name: TÜV SÜD Certification and Testing (China) Co., Ltd. Shenzhen Branch
Building 12&13, Zhiheng Wisdomland Business Park,
Nantou Checkpoint Road 2, Nanshan District,
Shenzhen City, 518052,
P. R. China

FCC Designation Number: CN5009

FCC Registration No.: 514049

Telephone: 86 755 8828 6998
Fax: 86 755 8828 5299

3 Description of the Equipment Under Test

Product:	LED PROJECTOR
Model no.:	L1, L1xy ("x" and "y" can be replaced by A-Z, 0-9 or blank, which stands for marketing purpose)
FCC ID:	MSQ-L1
Rating:	7.2VDC, 3120mAh, (Supplied by Rechargeable Li-ion Battery) or 12VDC (Supplied by external adapter for Charging rechargeable battery)
	Adapter Model: ADP-36PH B Input: 100-240VAC 50-60Hz, 1A, Output: 12VDC,3A Manufacturer: DELTA ELECTRONICS, INC
RF Transmission Frequency:	5180MHz – 5320MHz, 5500MHz – 5700MHz, 5745MHz – 5825MHz for 5GHzWIFI
Modulation:	802.11a: BPSK, QPSK, 16QAM, 64QAM 802.11n: BPSK, QPSK, 16QAM, 64QAM 802.11ac: BPSK, QPSK, 16QAM, 64QAM, 256QAM
Antenna Type:	Internal antenna
Antenna Ports	Ant 1
Antenna Gain:	2.6dBi Max for 2.4GHz 4.5dBi Max for 5GHz
Description of the EUT:	The equipment supports Bluetooth Low Energy/Bluetooth BR+EDR /WIFI functions. The TX and RX range is 2402MHz-2480MHz for Bluetooth, 2412MHz – 2462MHz for 2.4GHzWIFI, 5180MHz – 5320MHz, 5500MHz – 5700MHz, 5745MHz – 5825MHz for 5GHzWIFI



4 Summary of Test Standards

Test Standards	
FCC Part 15 Subpart E, 2021 Edition	PART 15 - RADIO FREQUENCY DEVICES Subpart E - Unlicensed National Information Infrastructure Devices

Test Method:

FCC KDB 558074 D01 15.247 Meas Guidance v05r02

KDB 789033 D02 General UNII Test Procedures New Rules v02r01

KDB 905462 D02 UNII DFS Compliance Procedures New Rules v02

ANSI C63.10-2013, American National Standard for Testing Unlicensed Wireless Devices

5 Summary of Test Results

Technical Requirements			
FCC Part 15 Subpart E			
Test Condition	Test Result		
	Pass	Fail	N/A
15.207 Conducted Emission AC Power Port	<input checked="" type="checkbox"/>	<input type="checkbox"/>	<input type="checkbox"/>
15.407(e) Emission bandwidth	<input checked="" type="checkbox"/>	<input type="checkbox"/>	<input type="checkbox"/>
15.407(a) Maximum Conducted Output Power	<input checked="" type="checkbox"/>	<input type="checkbox"/>	<input type="checkbox"/>
15.407(a) Maximum Power Spectral Density	<input checked="" type="checkbox"/>	<input type="checkbox"/>	<input type="checkbox"/>
15.407(b)(1), 15.407(b)(2), 15.407(b)(3), 15.407(b)(5), 15.407(b)(4), 15.407(b)(6) 15.407(b)(7) 15.209 Unwanted Emissions	<input checked="" type="checkbox"/>	<input type="checkbox"/>	<input type="checkbox"/>
15.407(g) Frequencies Stability	<input checked="" type="checkbox"/>	<input type="checkbox"/>	<input type="checkbox"/>
15.407(h) Dynamic Frequency Selection (DFS).	<input checked="" type="checkbox"/>	<input type="checkbox"/>	<input type="checkbox"/>
15.203 Antenna Requirement	<input checked="" type="checkbox"/> See note 1	<input type="checkbox"/>	<input type="checkbox"/>

Remark: The EUT operate as Clients Device without Radar Detection,

Note 1: The EUT uses an Internal antenna, which gain is 2.6dBi Max for 2.4GHz, 4.5dBi Max for 5GHz. It is considered sufficiently to comply with the provisions of this section.

6 General Remarks

Remarks

This submittal(s) (test report) is intended for FCC ID: MSQ-L1, complies with Section 15.207, 15.203, 15.407 of the FCC Part 15, Subpart E, Subpart C.

L1, L1xy ("x" and "y" can be replaced by A-Z, 0-9 or blank, which stands for marketing purpose) is a LED PROJECTOR with Bluetooth Low Energy/Bluetooth BDR+EDR/WIFI function.

The difference among all Models is only model name.

Unless otherwise specified the model L1 was chosen as the representative model to perform full tests, and model: L1xy ("x" and "y" can be replaced by A-Z, 0-9 or blank, which stands for marketing purpose) was deemed to fulfil relevant RF requirements without further testing.

This report is for the 5GHz Wi-Fi.

SUMMARY:

All tests according to the regulations cited on page 6 were

■ - Performed

□ - **Not** Performed

The Equipment Under Test

■ - **Fulfills** the general approval requirements.

□ - **Does not** fulfill the general approval requirements.

Sample Received Date: 2020-12-01

Testing Start Date: 2020-12-01

Testing End Date: 2020-12-25

- TÜV SÜD Certification and Testing (China) Co., Ltd. Shenzhen Branch –

Reviewed by:

Prepared by:

Tested by:






John Zhi
Project Manager

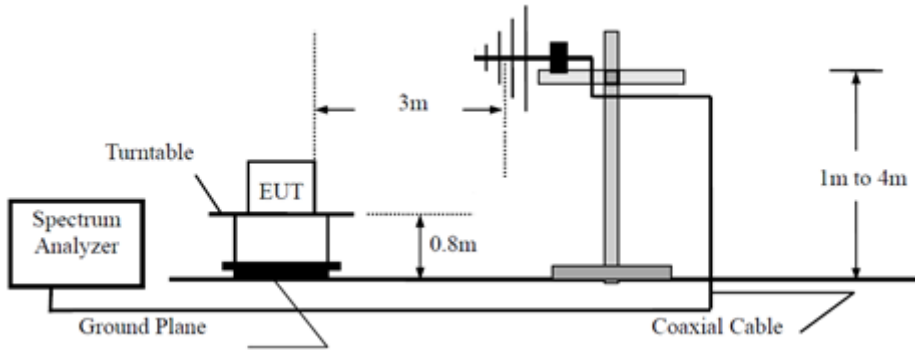
Joe Gu
Project Engineer

Tree Zhan
Test Engineer

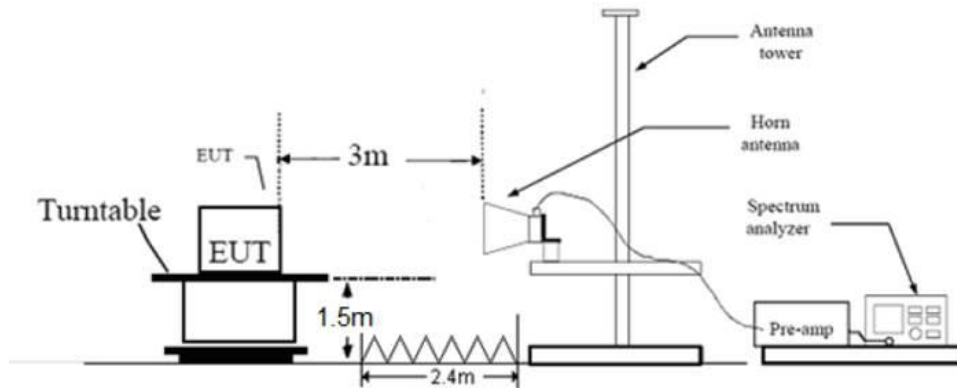
7 Test setups

7.1 Radiated test setups

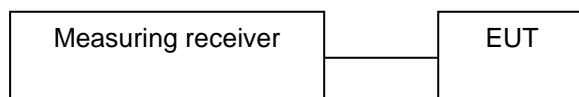
Below 1GHz



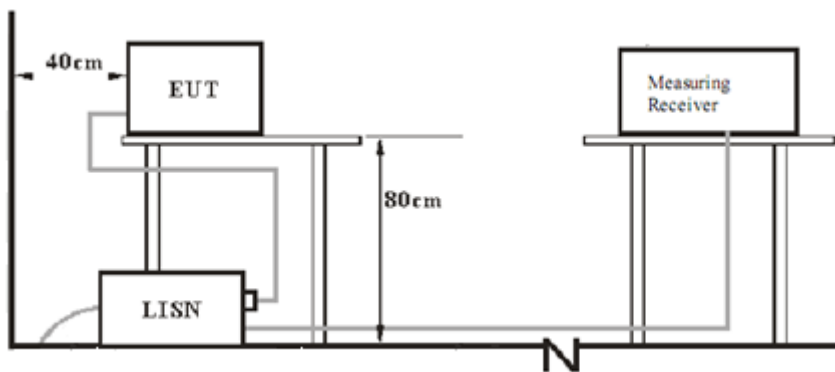
Above 1GHz



7.2 Conducted RF test setups



7.3 AC Power Line Conducted Emission test setups



8. Systems test configuration

Auxiliary Equipment Used during Test:

Description	Manufacturer	Model no.	Serial no.	CAL. DUE DATE
Laptop	Thinkpad	X220	---	---

The system was configured to channel:

Test Mode	Channel (MHz)		
802.11a, 802.11n HT20 802.11ac VHT20	5G WIFI-Band 1		
	CH36 (5180MHz)	CH40 (5200MHz)	CH48 (5240MHz)
	5G WIFI-Band 2		
	CH52 (5260MHz)	CH56 (5280MHz)	CH64 (5320MHz)
	5G WIFI-Band 3		
	CH100 (5500MHz)	CH116 (5580MHz)	CH140 (5700MHz)
	CH144 (5720MHz)		
	5G WIFI-Band 4		
CH149 (5745MHz),	CH157(5785MHz)	CH165 (5825MHz)	

Test Mode	Channel (MHz)		
802.11n HT40 802.11ac VHT40	5G WIFI-Band 1		
	CH38(5190MHz)	CH46 (5230MHz)	
	5G WIFI-Band 2		
	CH54(5270MHz)	CH62(5310MHz)	
	5G WIFI-Band 3		
	CH102(5510MHz)	CH110(5550MHz)	CH134(5670MHz)
	CH 142 (5710MHz)		
	5G WIFI-Band 4		
CH151(5755MHz)	CH159(5795MHz)		

Test Mode	Channel (MHz)		
802.11ac VHT80	5G WIFI-Band 1		
	CH42(5210MHz)		
	5G WIFI-Band 2		
	CH58(5290MHz)		
	5G WIFI-Band 3		
	CH106(5530MHz)	CH138(5690MHz)	
	5G WIFI-Band 4		
	CH155(5775MHz)		

9 Technical Requirement

9.1 Conducted Emission

Test Method

1. The EUT was placed on a table, which is 0.8m above ground plane
2. The power line of the EUT is connected to the AC mains through a Artificial Mains Network (A.M.N.).
3. Maximum procedure was performed to ensure EUT compliance
4. A EMI test receiver is used to test the emissions from both sides of AC line

Limit

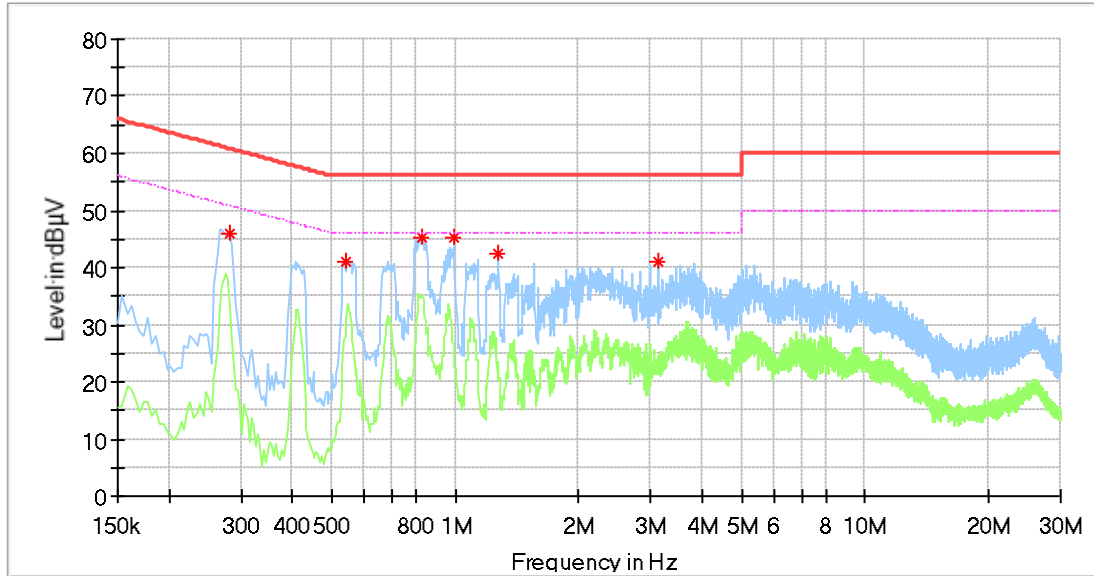
According to §15.207, conducted emissions limit as below:

Frequency MHz	QP Limit dB μ V	AV Limit dB μ V
0.150-0.500	66-56*	56-46*
0.500-5	56	46
5-30	60	50

Remark: "*" Decreasing linearly with logarithm of the frequency

Conducted Emission

Product Type : LED PROJECTOR
 M/N : L1
 Operating Condition : Charging + Transmit
 Test Specification : Power Line, Live
 Comment : AC 120V/60Hz (External adapter)



Frequency (MHz)	MaxPeak (dBµV)	Average (dBµV)	Limit (dBµV)	Margin (dB)	Line	Corr. (dB)
0.282000	45.86	---	60.76	14.89	L1	10.3
0.542000	41.14	---	56.00	14.86	L1	10.3
0.826000	45.10	---	56.00	10.90	L1	10.3
0.994000	45.13	---	56.00	10.87	L1	10.3
1.274000	42.61	---	56.00	13.39	L1	10.3
3.118000	41.23	---	56.00	14.77	L1	10.4

Remark :

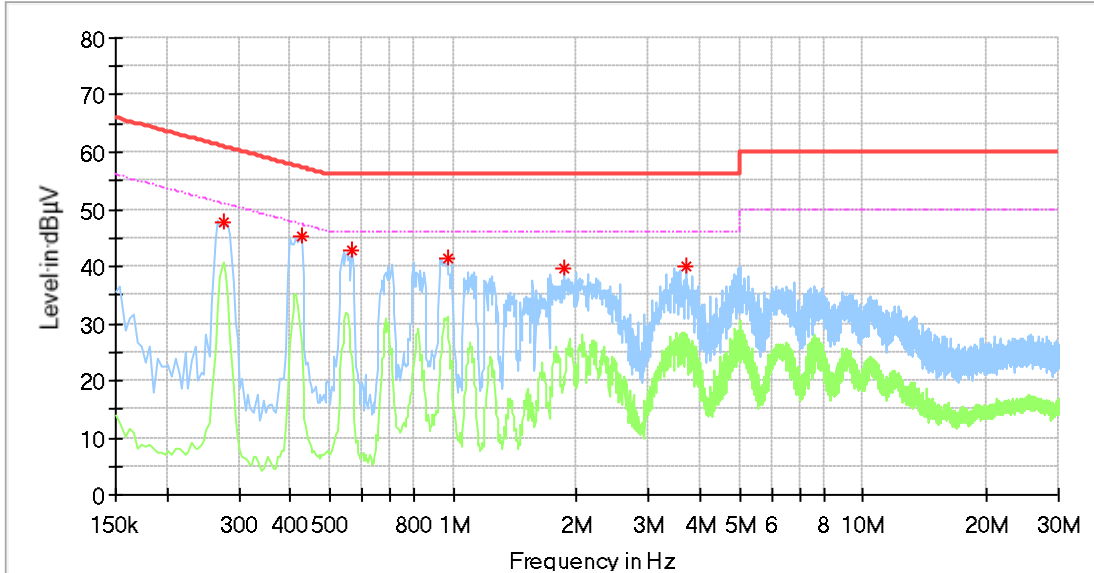
Level=Reading Level + Correction Factor

Correction Factor=Cable Loss + LISN Factor

(The Reading Level is recorded by software which is not shown in the sheet)

Conducted Emission

Product Type : LED PROJECTOR
 M/N : L1
 Operating Condition : Charging + Transmit
 Test Specification : Power Line, Neutral
 Comment : AC 120V/60Hz (External adapter)



Frequency (MHz)	MaxPeak (dBµV)	Average (dBµV)	Limit (dBµV)	Margin (dB)	Line	Corr. (dB)
0.274000	47.70	---	61.00	13.30	N	10.3
0.426000	45.14	---	57.33	12.20	N	10.3
0.566000	42.69	---	56.00	13.31	N	10.3
0.970000	41.41	---	56.00	14.59	N	10.3
1.862000	39.50	---	56.00	16.50	N	10.4
3.690000	39.89	---	56.00	16.11	N	10.4

Remark :
 Level=Reading Level + Correction Factor
 Correction Factor=Cable Loss + LISN Factor
 (The Reading Level is recorded by software which is not shown in the sheet)

9.2 Emission bandwidth

The EUT was placed on 0.8m height table, the RF output of EUT was connected to the test receiver by RF cable. The path loss was compensated to the results for each measurement.

1、 Test Method of 26dB Bandwidth

According to C63.10

- a) Set RBW = approximately 1% of the emission bandwidth.
- b) Set the VBW > RBW.
- c) Detector = Peak.
- d) Trace mode = max hold.
- e) Measure the maximum width of the emission that is 26 dB down from the maximum of the emission. Compare this with the RBW setting of the analyzer. Readjust RBW and repeat measurement as needed until the RBW/EBW ratio is approximately 1%.

Limit: No limit

2、 Test Method of 6dB Bandwidth

According to C63.10

- a) Set RBW = 100KHz
- b) Set the video bandwidth (VBW) $\geq 3 \times$ RBW
- c) Detector = Peak.
- d) Trace mode = max hold.
- e) Sweep = auto couple.
- f) Allow the trace to stabilize.
- g) Measure the maximum width of the emission that is constrained by the frequencies associated with the two outermost amplitude points (upper and lower frequencies) that are attenuated by 6 dB relative to the maximum level measured in the fundamental emission.

Limit: ≥ 500 KHz

3、 Test Method of 99% Bandwidth

According to C63.10

- a) Set center frequency to the nominal EUT channel center frequency
- b) Set span = 1.5 times to 5.0 times the OBW.
- c) Set RBW = 1 % to 5 % of the OBW
- d) Set VBW $\geq 3 \cdot$ RBW
- e) Video averaging is not permitted. Where practical, a sample detection and single sweep mode shall be used. Otherwise, peak detection and max hold mode (until the trace stabilizes) shall be used.
- f) Use the 99 % power bandwidth function of the instrument (if available).
- g) If the instrument does not have a 99 % power bandwidth function, the trace data points are recovered and directly summed in power units. The recovered amplitude data points, beginning at the lowest frequency, are placed in a running sum until 0.5 % of the total is reached; that frequency is recorded as the lower frequency. The process is repeated until 99.5 % of the total is reached; that frequency is recorded as the upper frequency. The 99% occupied bandwidth is the difference between these two frequencies.

Limit: No limit

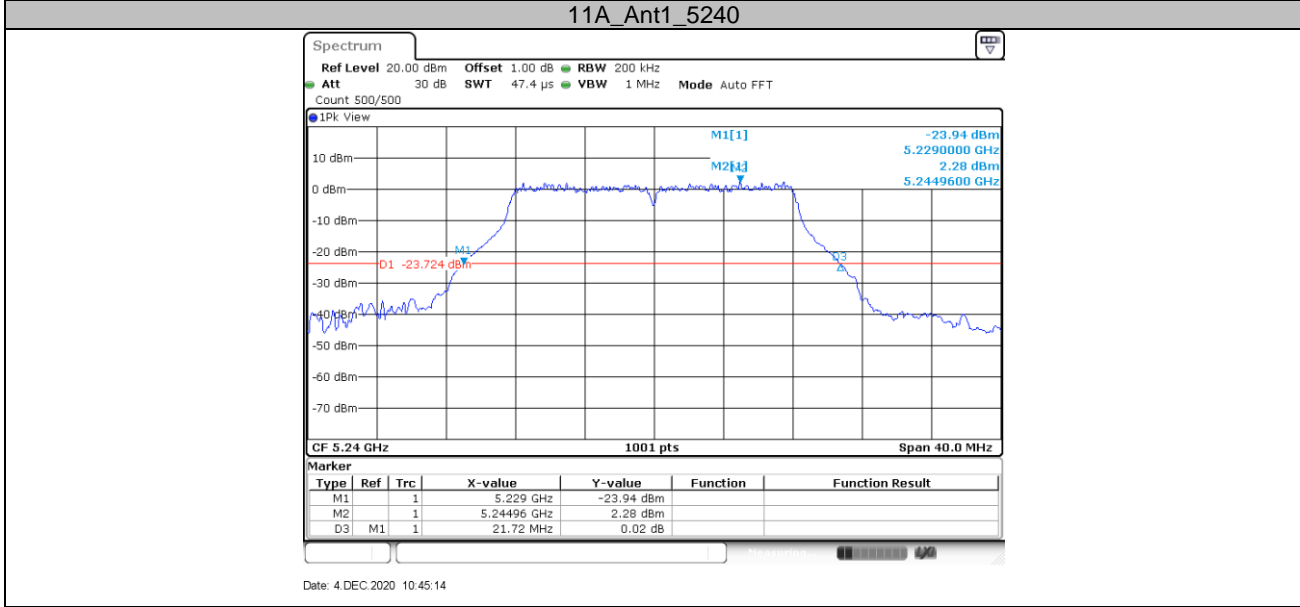
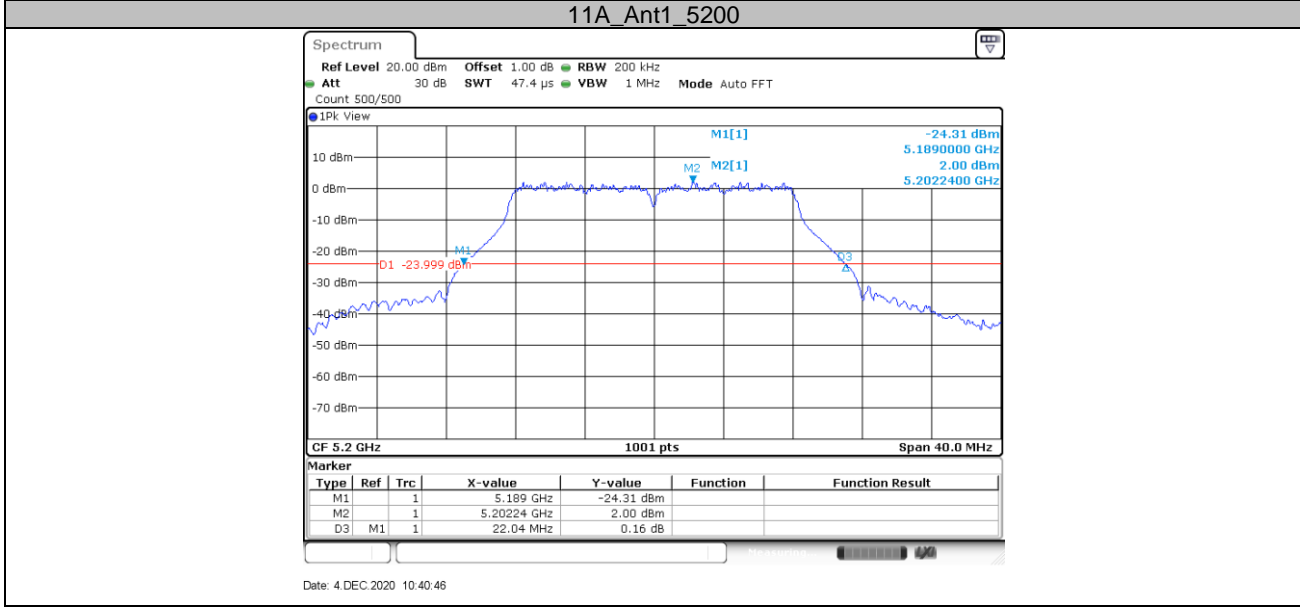
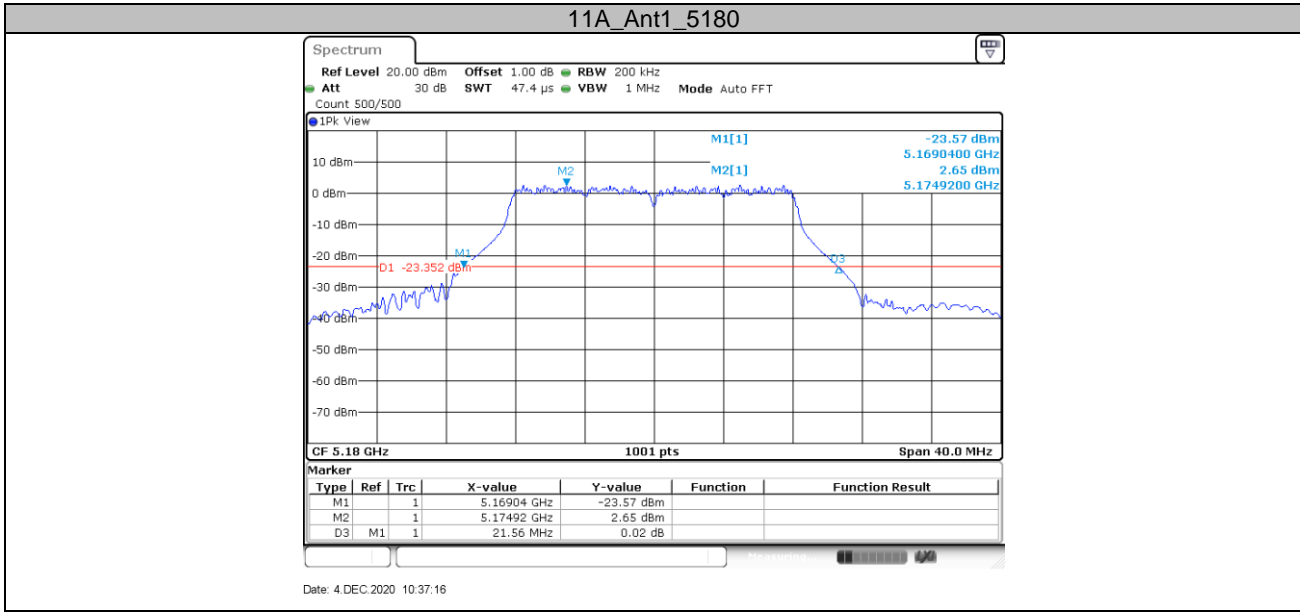


26dB Bandwidth Test result:

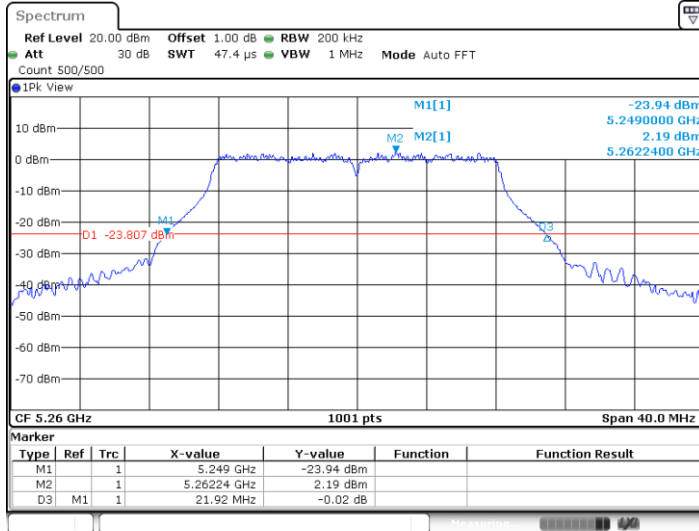
TestMode	Antenna	Channel [MHz]	26db EBW [MHz]	FL[MHz]	FH[MHz]	Limit[MHz]	Verdict
11A	Ant1	5180	21.560	5169.040	5190.600	---	PASS
		5200	22.040	5189.000	5211.040	---	PASS
		5240	21.720	5229.000	5250.720	---	PASS
		5260	21.920	5249.000	5270.920	---	PASS
		5280	21.400	5269.160	5290.560	---	PASS
		5320	21.600	5309.120	5330.720	---	PASS
		5500	21.400	5489.280	5510.680	---	PASS
		5580	21.720	5569.160	5590.880	---	PASS
		5700	21.880	5688.920	5710.800	---	PASS
		5720	21.600	5709.160	5730.760	---	PASS
		5720_UNII-2C	15.84	5709.160	5725	---	PASS
		5720_UNII-3	5.76	5725	5730.760	---	PASS
		5745	21.760	5733.920	5755.680	---	PASS
		5785	21.760	5774.080	5795.840	---	PASS
		5825	21.400	5814.320	5835.720	---	PASS
11N20SISO	Ant1	5180	22.040	5169.120	5191.160	---	PASS
		5200	21.800	5189.160	5210.960	---	PASS
		5240	22.120	5228.880	5251.000	---	PASS
		5260	22.040	5248.920	5270.960	---	PASS
		5280	22.120	5268.840	5290.960	---	PASS
		5320	21.880	5309.120	5331.000	---	PASS
		5500	22.040	5488.880	5510.920	---	PASS
		5580	21.680	5569.120	5590.800	---	PASS
		5700	21.960	5689.000	5710.960	---	PASS
		5720	21.880	5708.960	5730.840	---	PASS
		5720_UNII-2C	16.04	5708.960	5725	---	PASS
		5720_UNII-3	5.84	5725	5730.840	---	PASS
		5745	22.280	5733.960	5756.240	---	PASS
		5785	21.960	5773.840	5795.800	---	PASS
		5825	22.240	5813.760	5836.000	---	PASS
11N40SISO	Ant1	5190	44.480	5167.520	5212.000	---	PASS
		5230	42.080	5227.920	5270.000	---	PASS
		5270	44.320	5247.760	5292.080	---	PASS
		5310	44.320	5288.080	5332.400	---	PASS
		5510	44.480	5487.760	5532.240	---	PASS
		5550	45.280	5527.120	5572.400	---	PASS
		5670	44.160	5647.760	5691.920	---	PASS
		5710	44.480	5687.600	5732.080	---	PASS
		5710_UNII-2C	37.4	5687.600	5725	---	PASS
		5710_UNII-3	7.08	5725	5732.080	---	PASS
		5755	44.480	5732.760	5777.240	---	PASS
		5795	44.800	5772.600	5817.400	---	PASS
11AC20SISO	Ant1	5180	21.680	5169.040	5190.720	---	PASS
		5200	21.760	5189.000	5210.760	---	PASS
		5240	21.800	5229.000	5250.800	---	PASS
		5260	21.880	5248.960	5270.840	---	PASS
		5280	21.840	5268.920	5290.760	---	PASS
		5320	21.800	5308.960	5330.760	---	PASS
		5500	21.880	5489.000	5510.880	---	PASS
		5580	21.720	5569.040	5590.760	---	PASS
		5700	21.760	5689.000	5710.760	---	PASS
		5720	21.960	5708.880	5730.840	---	PASS
		5720_UNII-2C	16.12	5708.880	5725	---	PASS
		5720_UNII-3	5.84	5725	5730.840	---	PASS
		5745	21.640	5734.000	5755.640	---	PASS
		5785	21.920	5773.920	5795.840	---	PASS
		5825	21.800	5813.960	5835.760	---	PASS



11AC40SISO	Ant1	5190	43.200	5168.000	5211.200	---	PASS
		5230	43.360	5208.000	5251.360	---	PASS
		5270	43.040	5248.000	5291.040	---	PASS
		5310	43.120	5288.080	5331.200	---	PASS
		5510	43.120	5487.920	5531.040	---	PASS
		5550	43.040	5528.000	5571.040	---	PASS
		5670	43.120	5647.920	5691.040	---	PASS
		5710	43.280	5687.840	5731.120	---	PASS
		5710_UNII-2C	37.16	5687.840	5725	---	PASS
		5710_UNII-3	6.12	5725	5731.120	---	PASS
		5755	43.120	5732.920	5776.040	---	PASS
		5795	43.200	5772.840	5816.040	---	PASS
11AC80SISO	Ant1	5210	85.920	5167.600	5253.520	---	PASS
		5290	82.080	5248.720	5330.800	---	PASS
		5530	84.960	5487.920	5572.880	---	PASS
		5610	84.800	5567.920	5652.720	---	PASS
		5690	84.480	5648.080	5732.560	---	PASS
		5690_UNII-2C	76.92	5648.080	5725	---	PASS
		5690_UNII-3	7.56	5725	5732.560	---	PASS
		5775	84.640	5732.920	5817.560	---	PASS

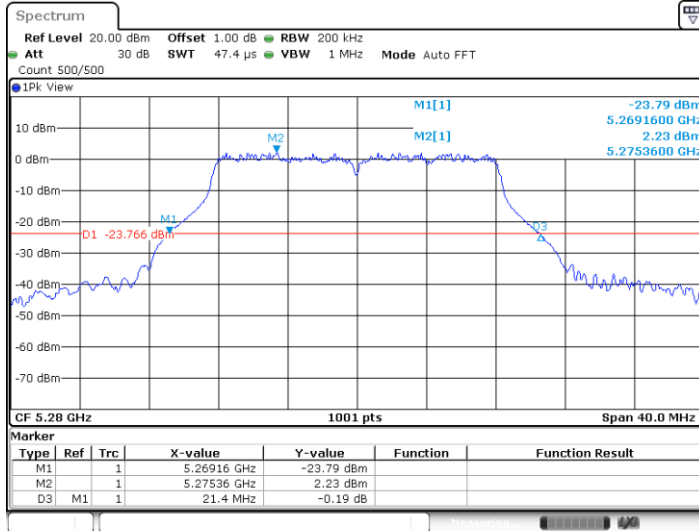


11A_Ant1_5260



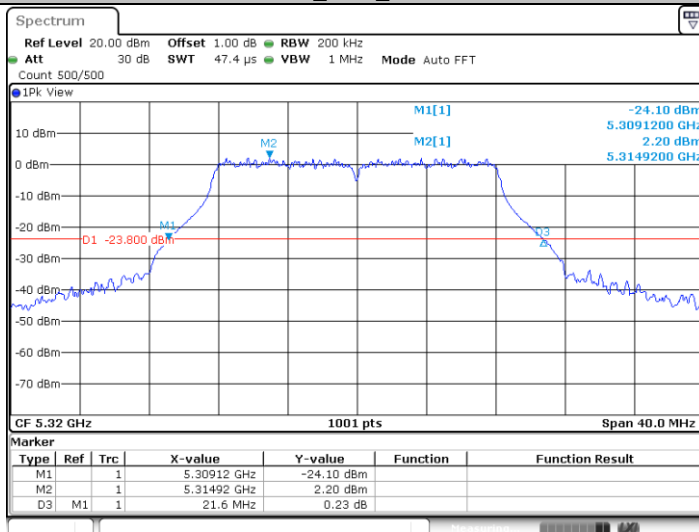
Date: 4 DEC.2020 10:47:43

11A_Ant1_5280



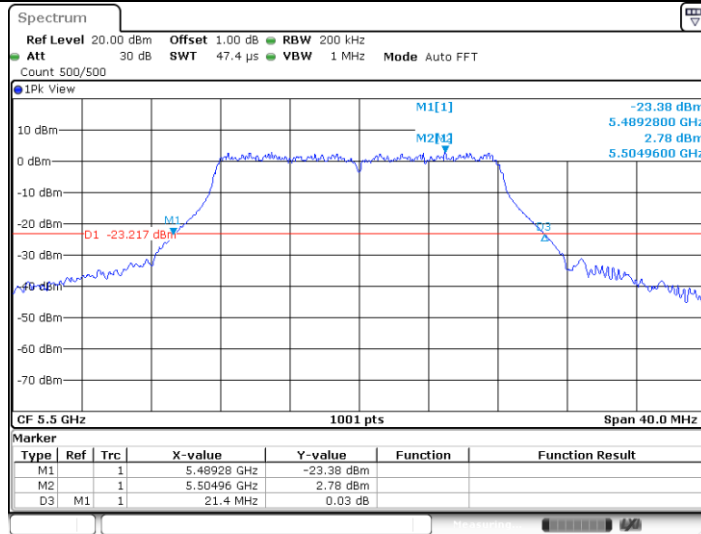
Date: 4 DEC.2020 10:49:28

11A_Ant1_5320



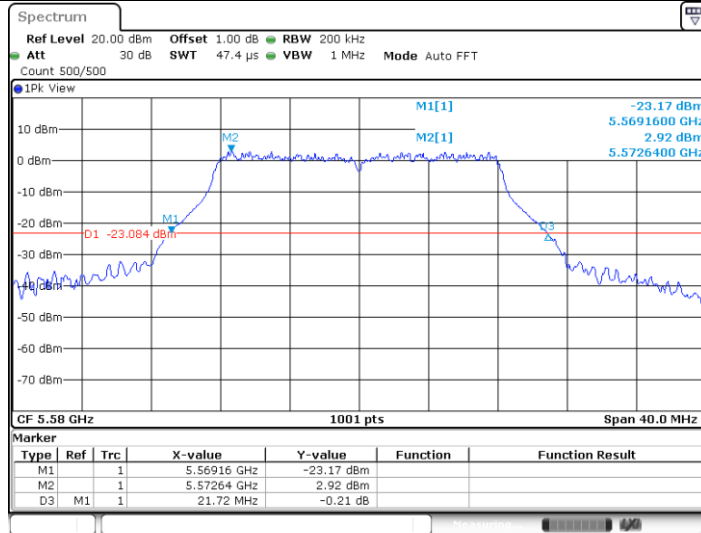
Date: 4 DEC.2020 10:51:32

11A_Ant1_5500



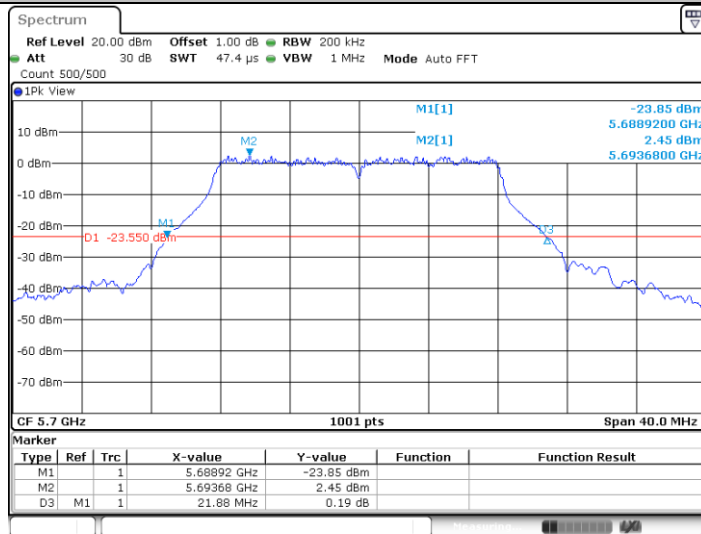
Date: 4 DEC.2020 10:53:18

11A_Ant1_5580



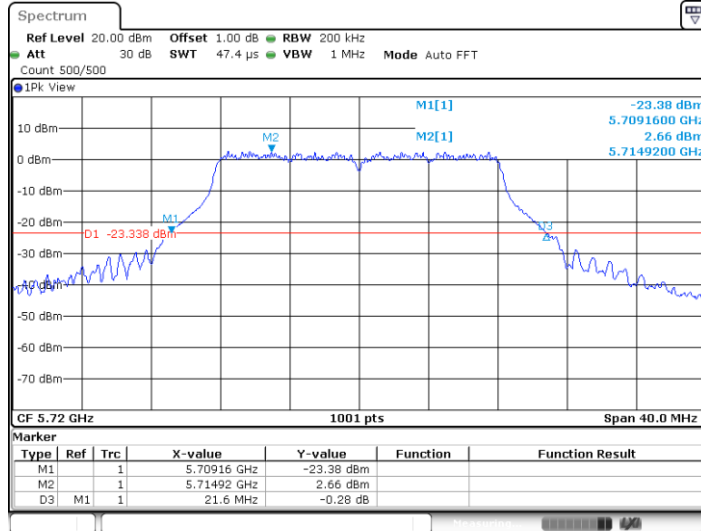
Date: 4 DEC.2020 10:55:34

11A_Ant1_5700



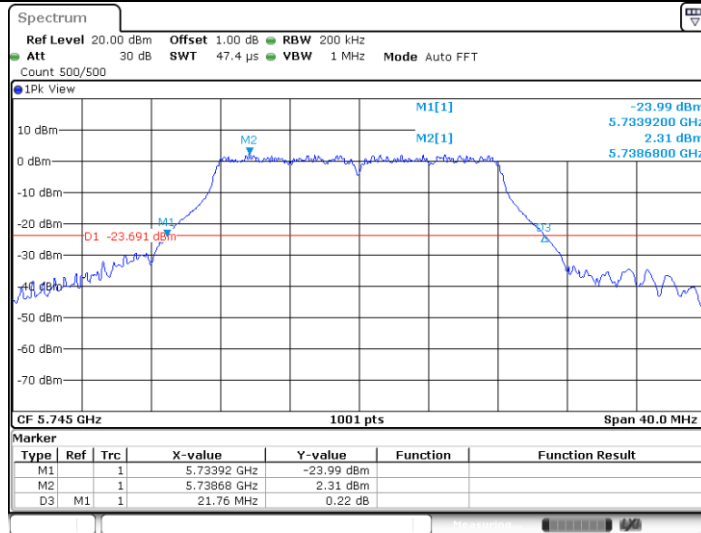
Date: 4 DEC.2020 10:57:17

11A_Ant1_5720



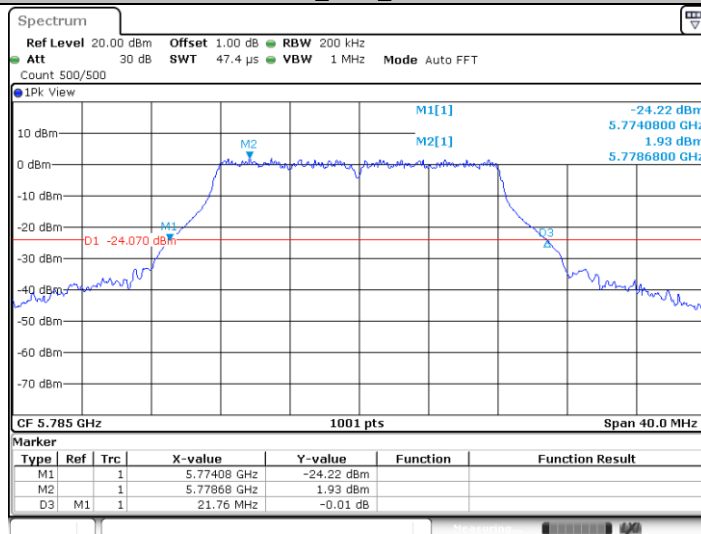
Date: 4 DEC.2020 10:59:17

11A_Ant1_5745



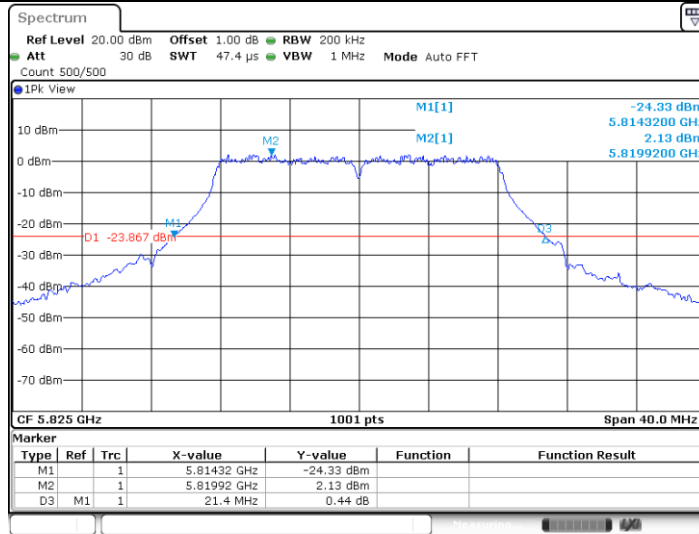
Date: 4 DEC.2020 11:02:32

11A_Ant1_5785



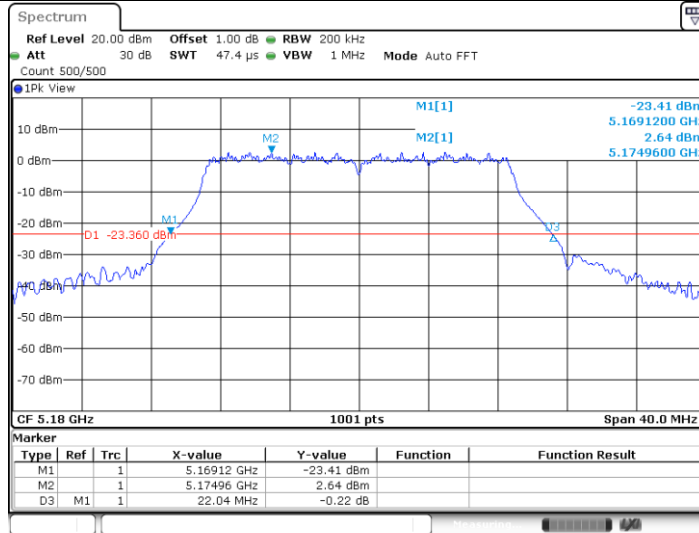
Date: 4 DEC.2020 11:05:40

11A_Ant1_5825



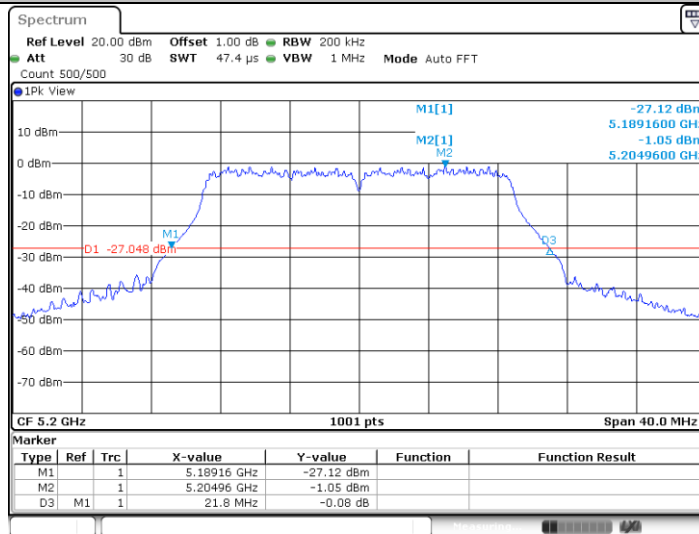
Date: 4 DEC.2020 11:07:47

11N20SISO_Ant1_5180



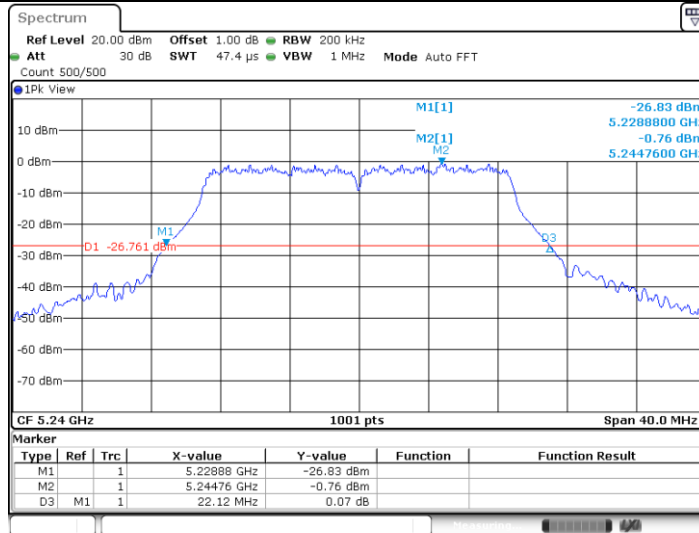
Date: 4 DEC.2020 11:21:12

11N20SISO_Ant1_5200



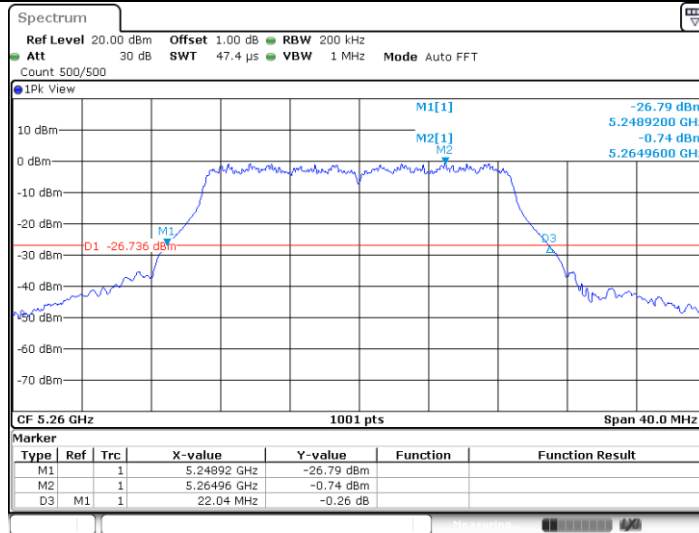
Date: 4 DEC.2020 11:23:17

11N20SISO_Ant1_5240



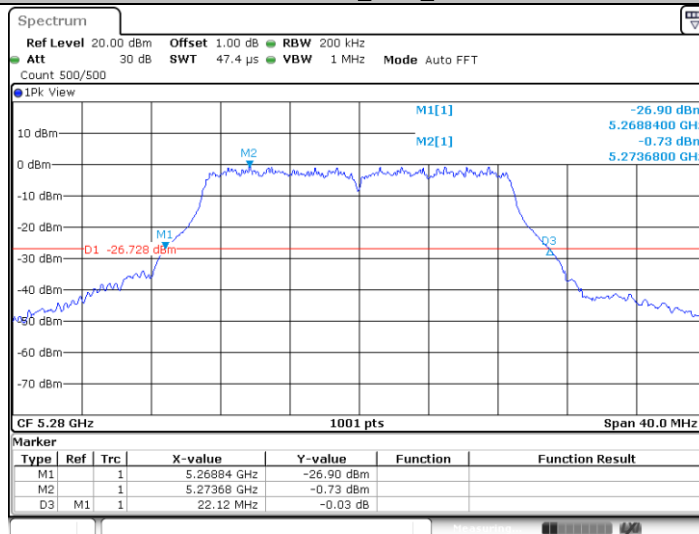
Date: 4 DEC.2020 11:25:04

11N20SISO_Ant1_5260



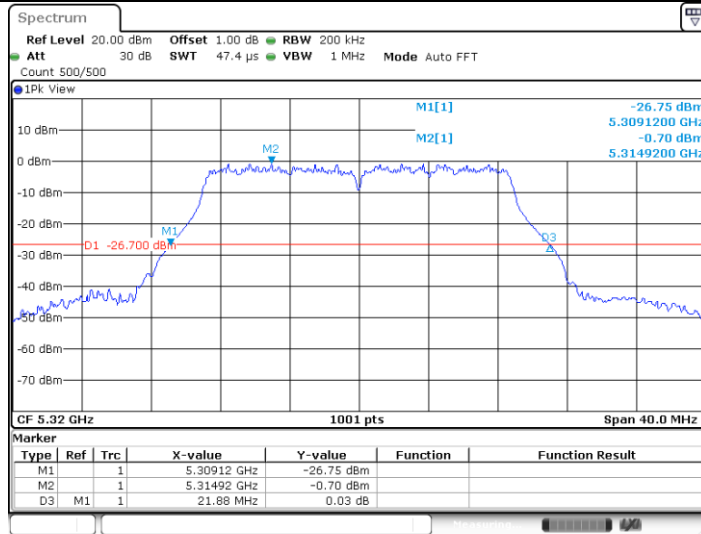
Date: 4 DEC.2020 11:26:50

11N20SISO_Ant1_5280



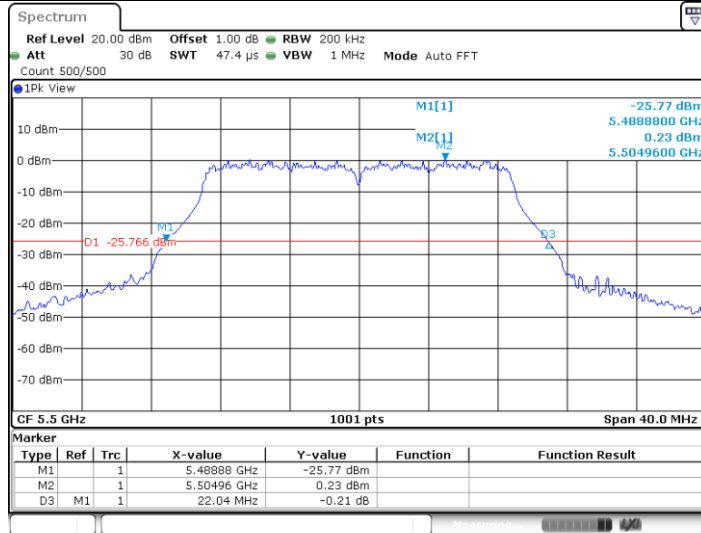
Date: 4 DEC.2020 11:28:43

11N20SISO_Ant1_5320



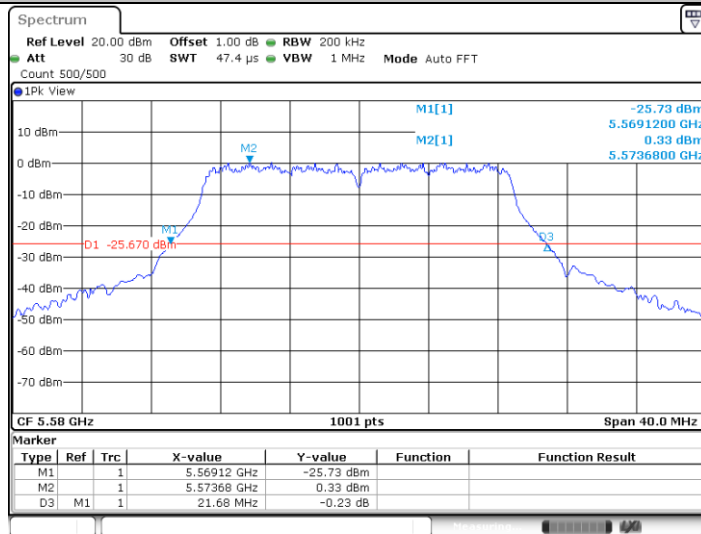
Date: 4 DEC.2020 11:31:03

11N20SISO_Ant1_5500



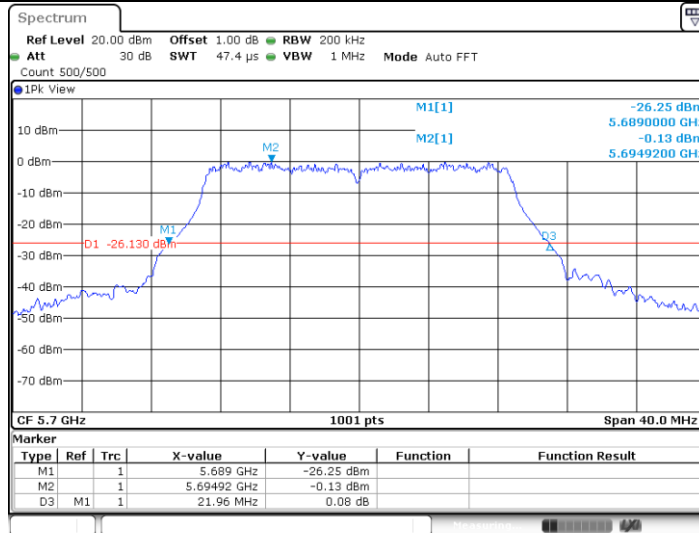
Date: 4 DEC.2020 11:33:02

11N20SISO_Ant1_5580



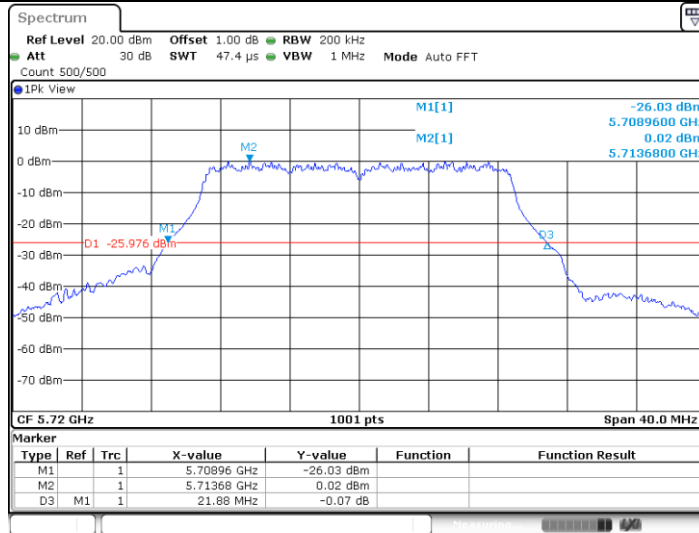
Date: 4 DEC.2020 11:35:08

11N20SISO_Ant1_5700



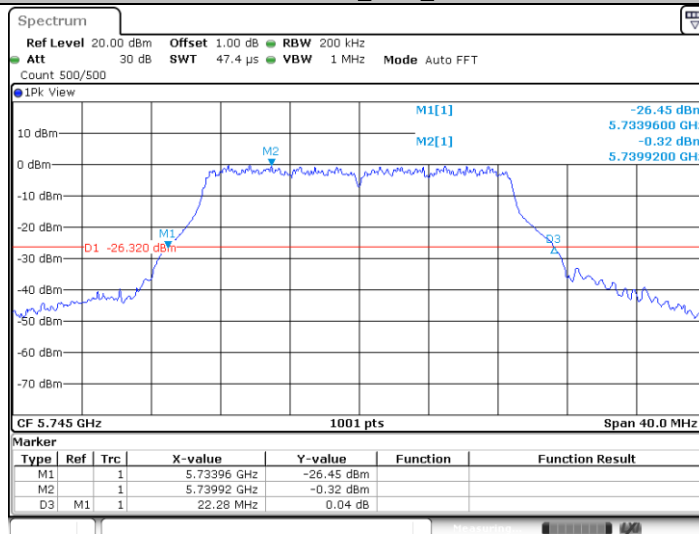
Date: 4 DEC.2020 11:36:56

11N20SISO_Ant1_5720



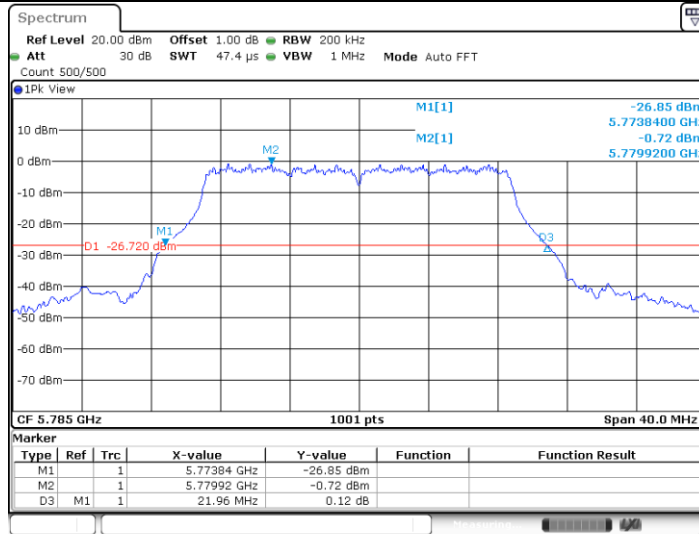
Date: 4 DEC.2020 11:38:50

11N20SISO_Ant1_5745



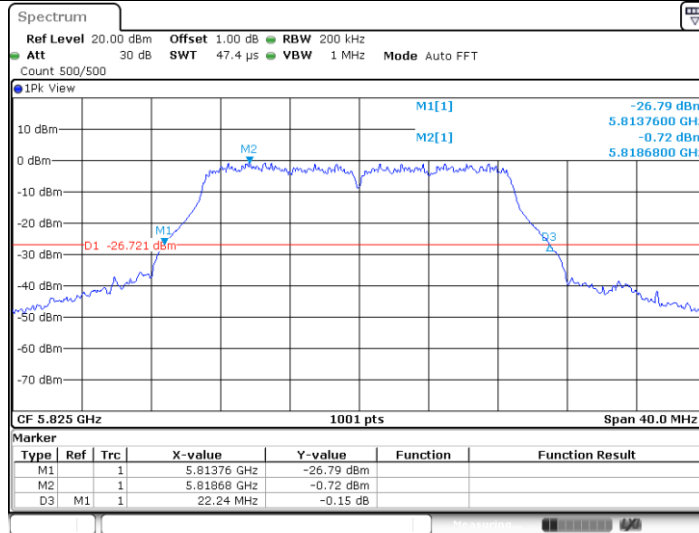
Date: 4 DEC.2020 12:21:23

11N20SISO_Ant1_5785



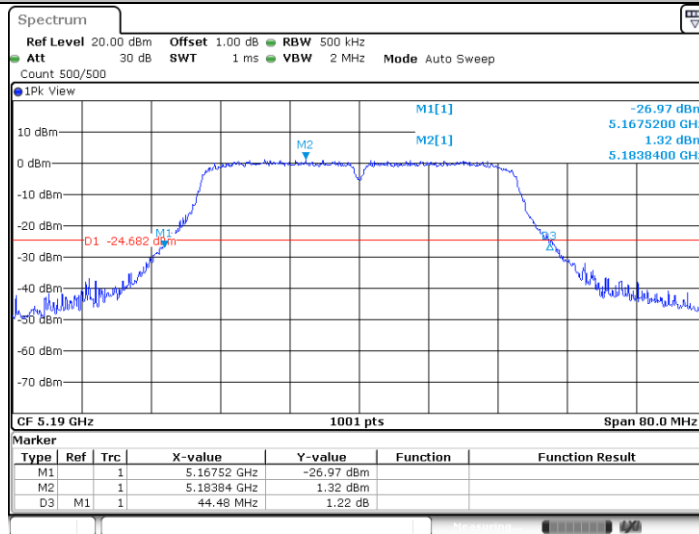
Date: 4 DEC.2020 12:23:23

11N20SISO_Ant1_5825



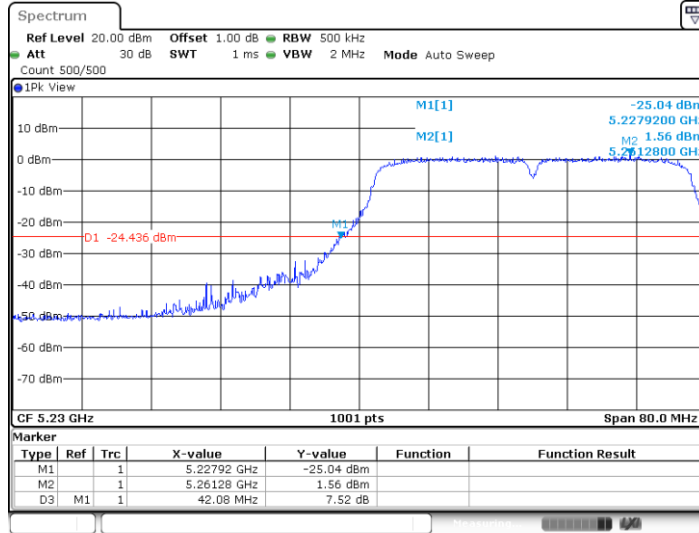
Date: 4 DEC.2020 12:25:16

11N40SISO_Ant1_5190



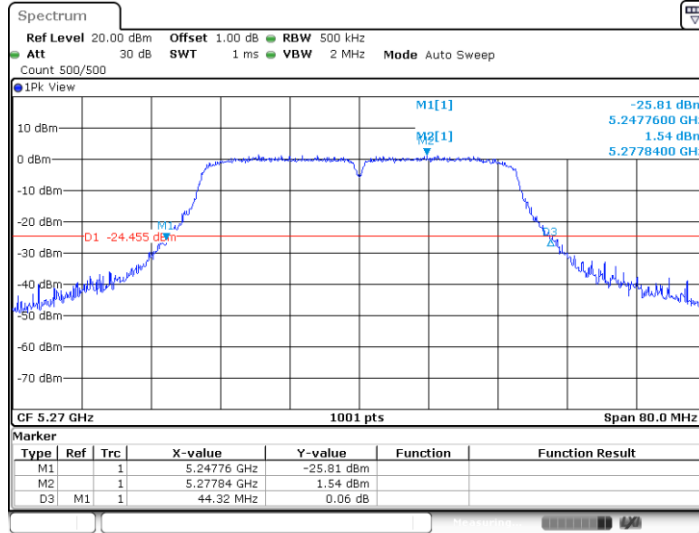
Date: 4 DEC.2020 12:28:18

11N40SISO_Ant1_5230



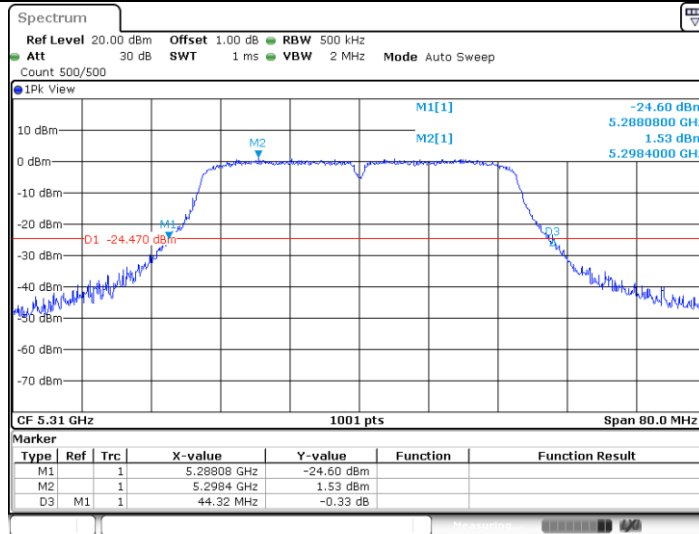
Date: 4 DEC.2020 13:12:55

11N40SISO_Ant1_5270



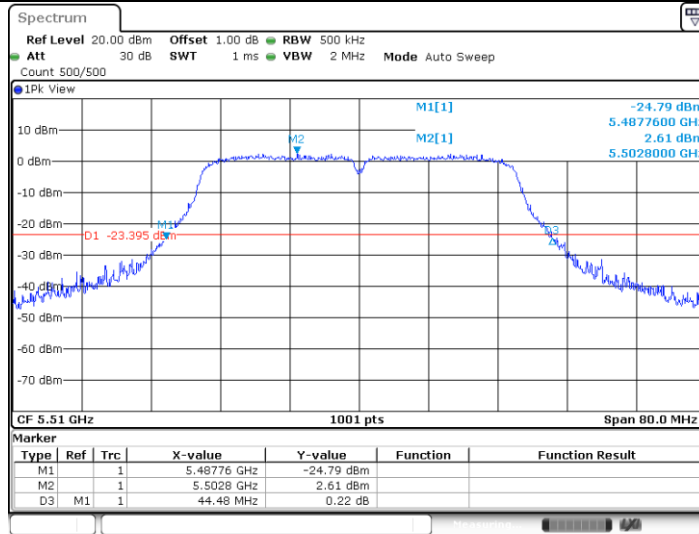
Date: 4 DEC.2020 13:15:05

11N40SISO_Ant1_5310

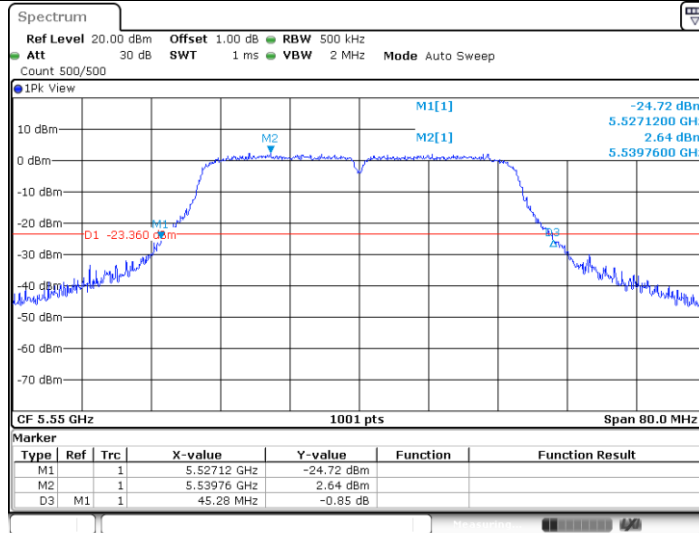


Date: 4 DEC.2020 13:17:03

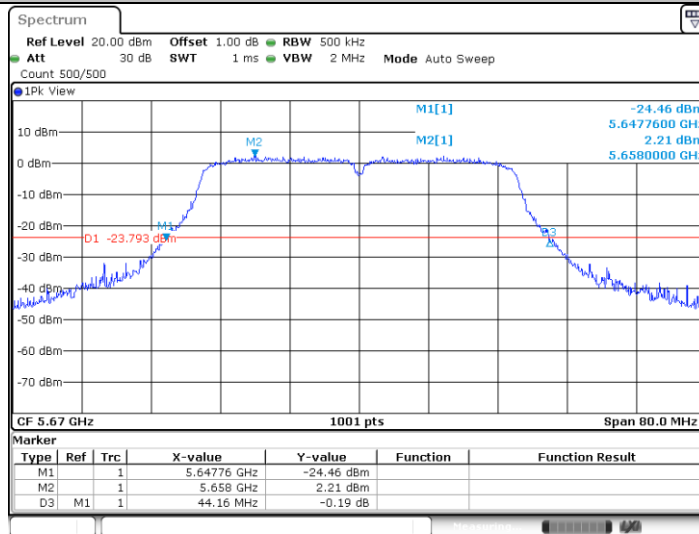
11N40SISO_Ant1_5510



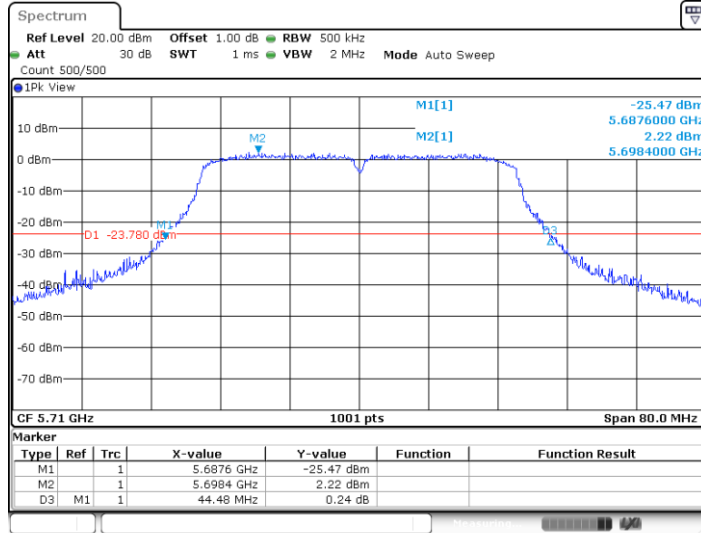
11N40SISO_Ant1_5550



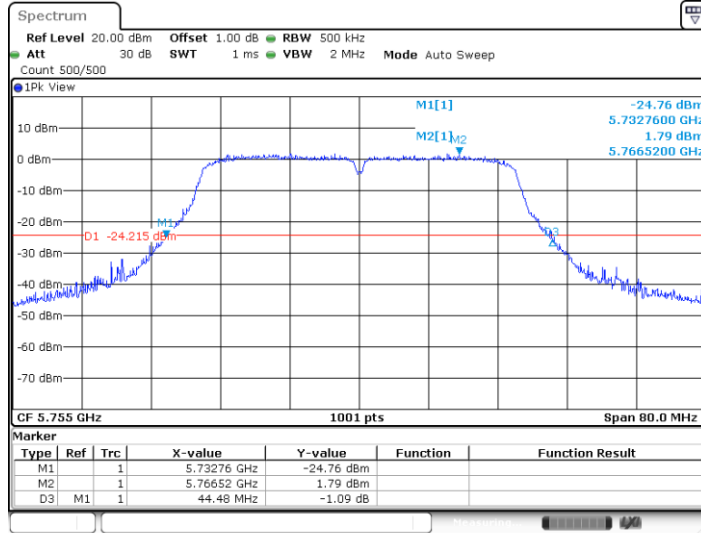
11N40SISO_Ant1_5670



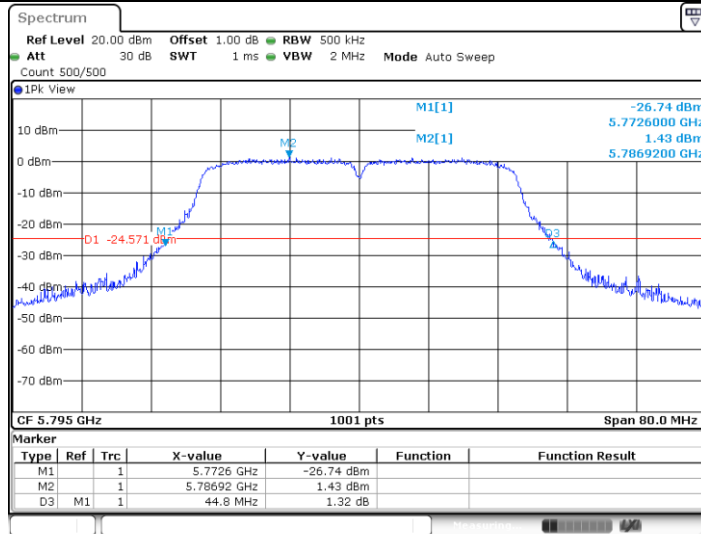
11N40SISO_Ant1_5710



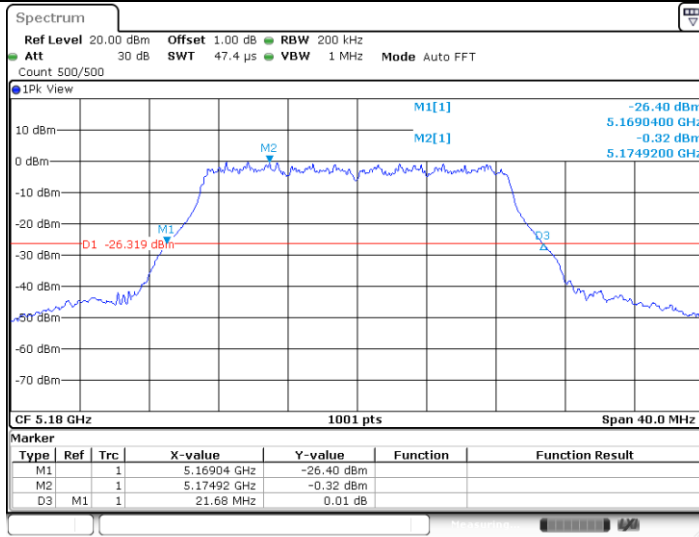
11N40SISO_Ant1_5755



11N40SISO_Ant1_5795

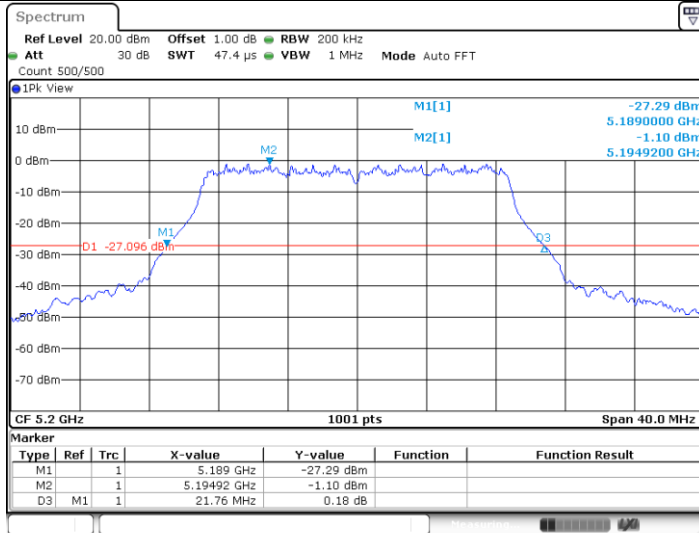


11AC20SISO_Ant1_5180



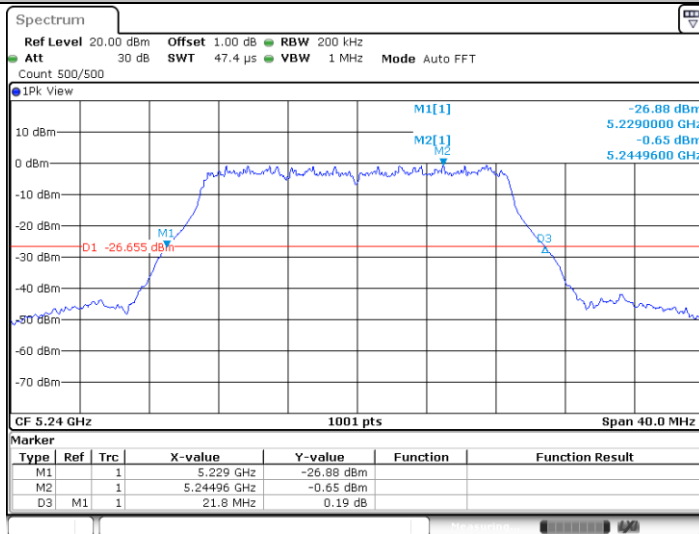
Date: 4 DEC.2020 13:34:41

11AC20SISO_Ant1_5200



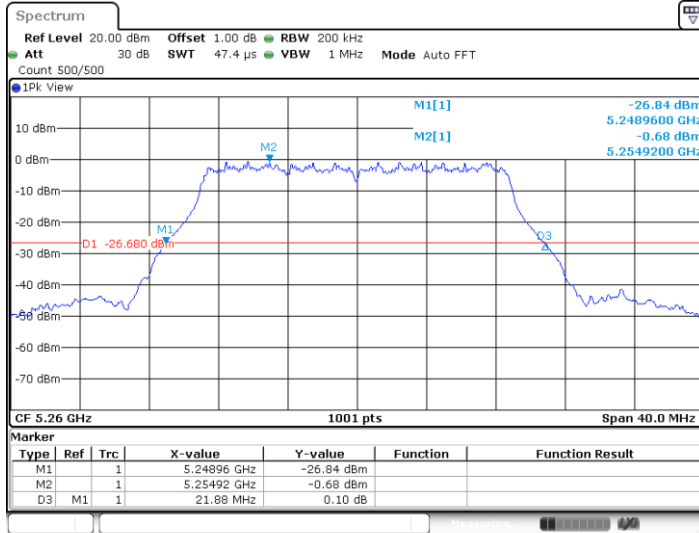
Date: 4 DEC.2020 13:38:41

11AC20SISO_Ant1_5240

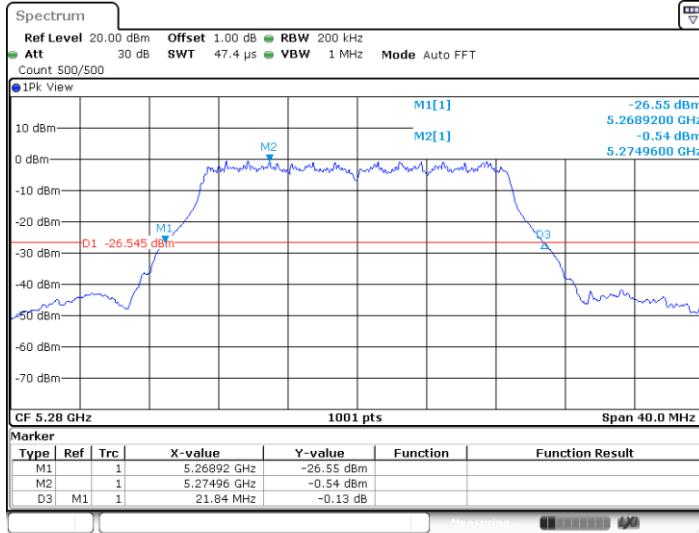


Date: 4 DEC.2020 13:42:24

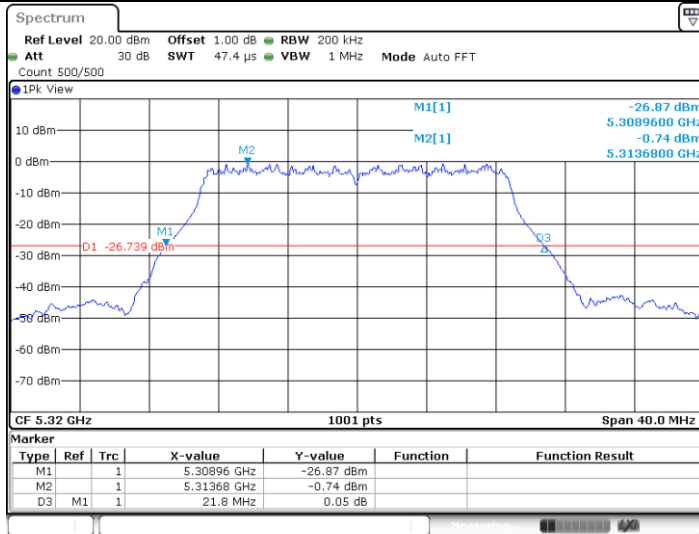
11AC20SISO_Ant1_5260



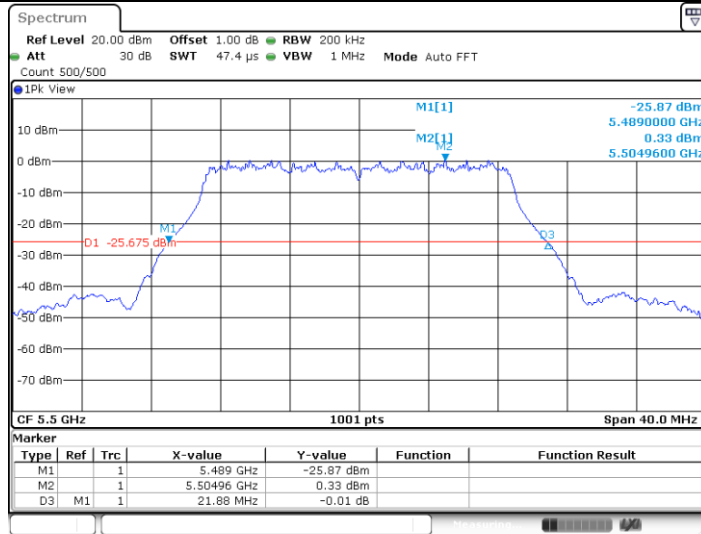
11AC20SISO_Ant1_5280



11AC20SISO_Ant1_5320

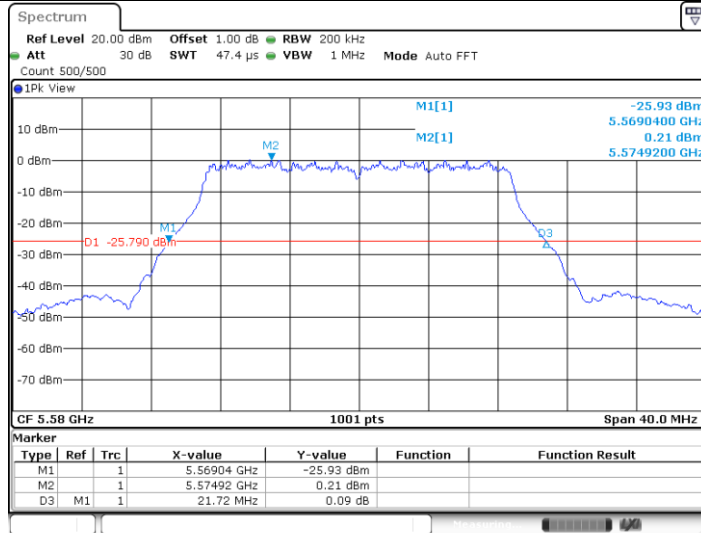


11AC20SISO_Ant1_5500



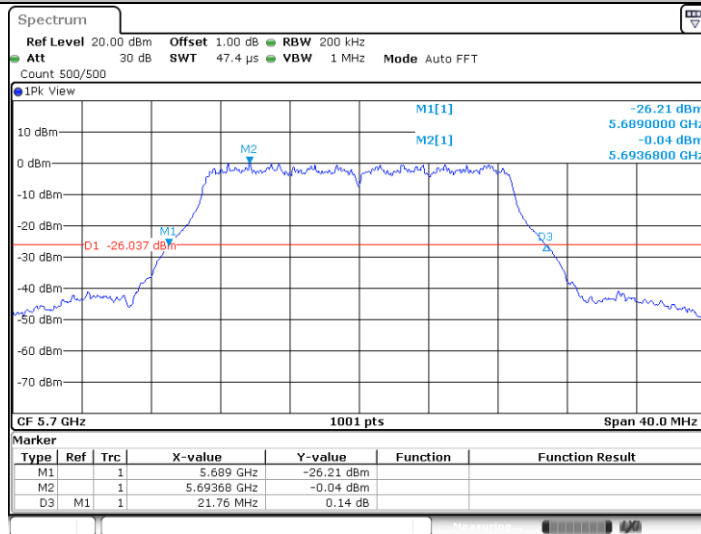
Date: 4 DEC.2020 13:56:55

11AC20SISO_Ant1_5580



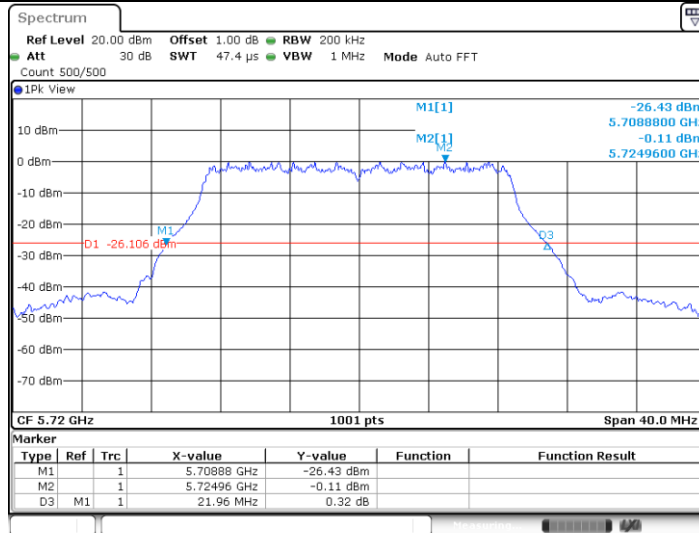
Date: 4 DEC.2020 13:59:08

11AC20SISO_Ant1_5700

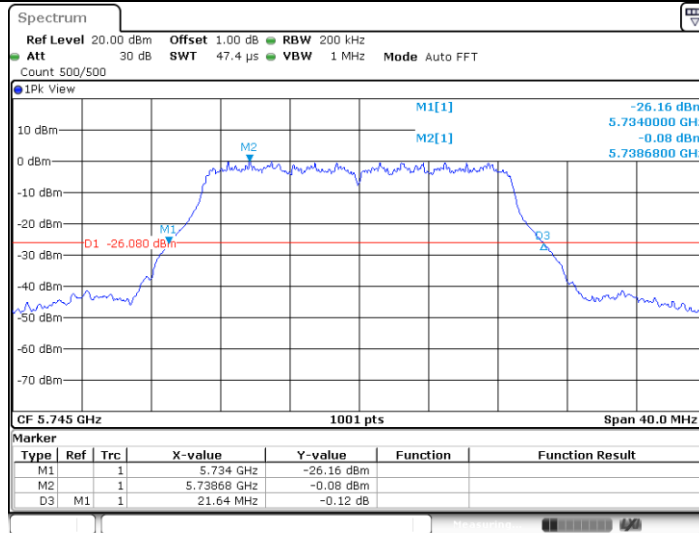


Date: 4 DEC.2020 14:01:27

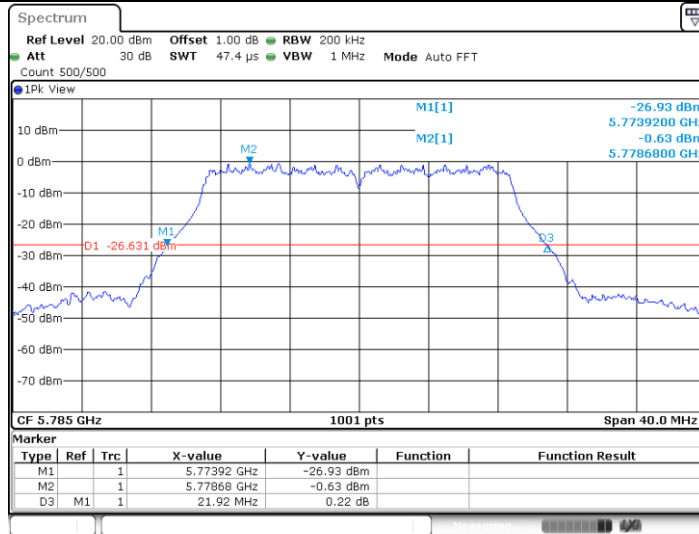
11AC20SISO_Ant1_5720



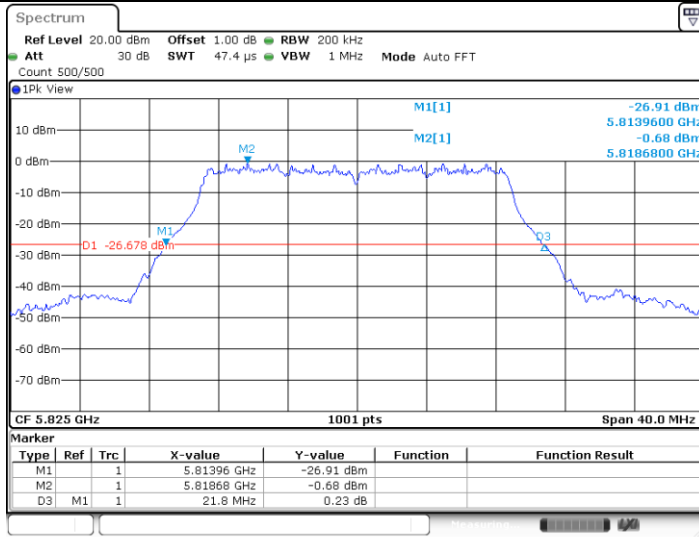
11AC20SISO_Ant1_5745



11AC20SISO_Ant1_5785

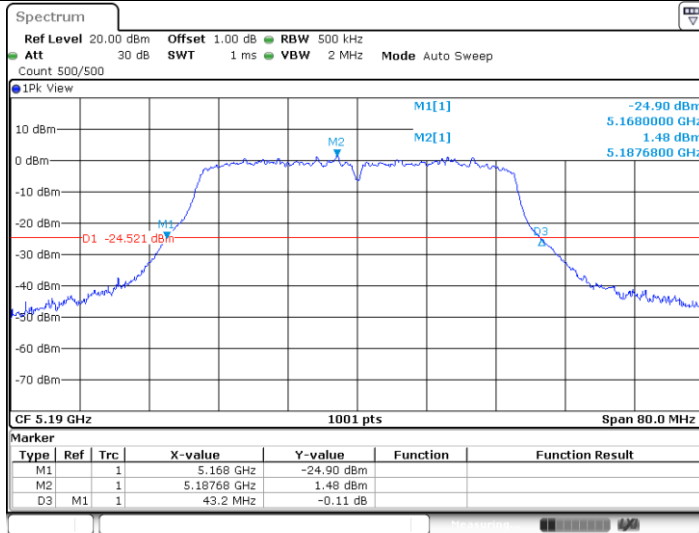


11AC20SISO_Ant1_5825



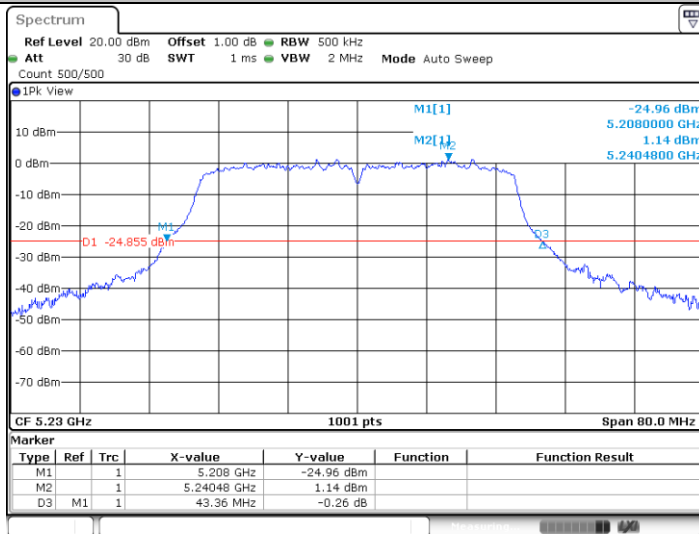
Date: 4 DEC.2020 14:11:02

11AC40SISO_Ant1_5190



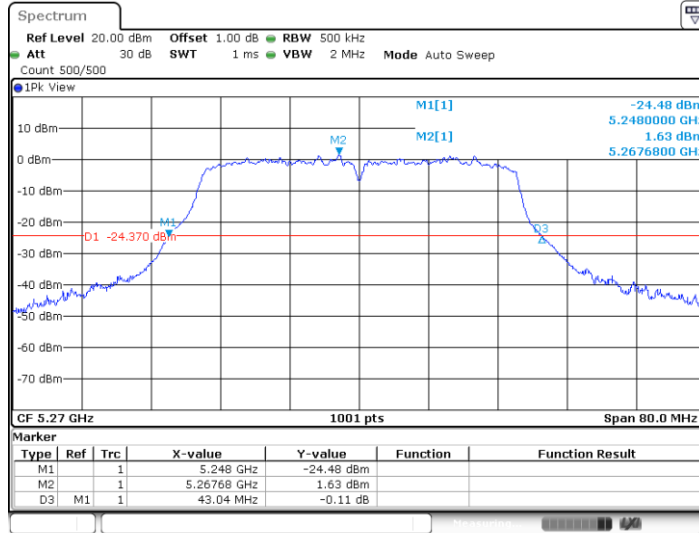
Date: 4 DEC.2020 16:35:39

11AC40SISO_Ant1_5230



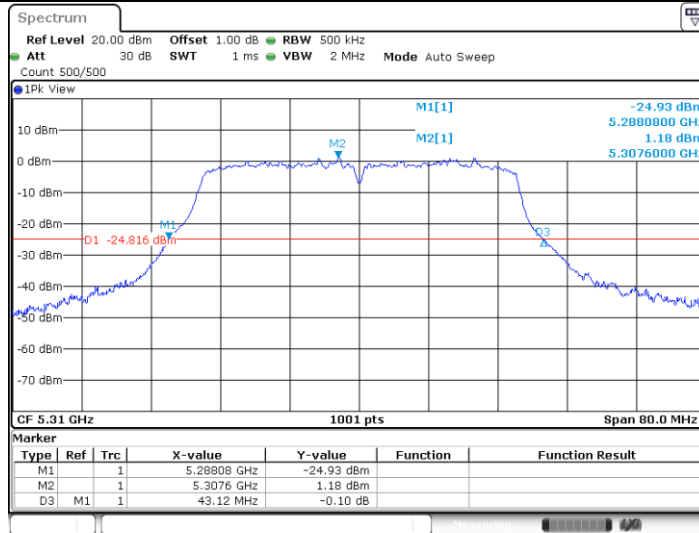
Date: 4 DEC.2020 16:37:36

11AC40SISO_Ant1_5270



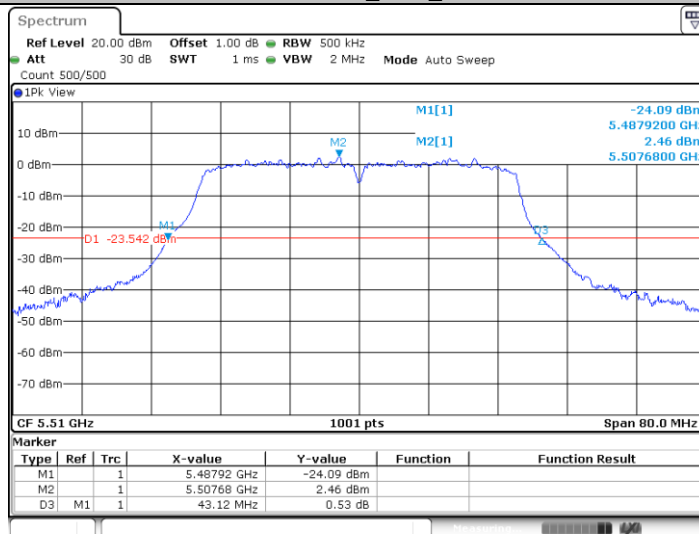
Date: 4 DEC.2020 16:39:56

11AC40SISO_Ant1_5310



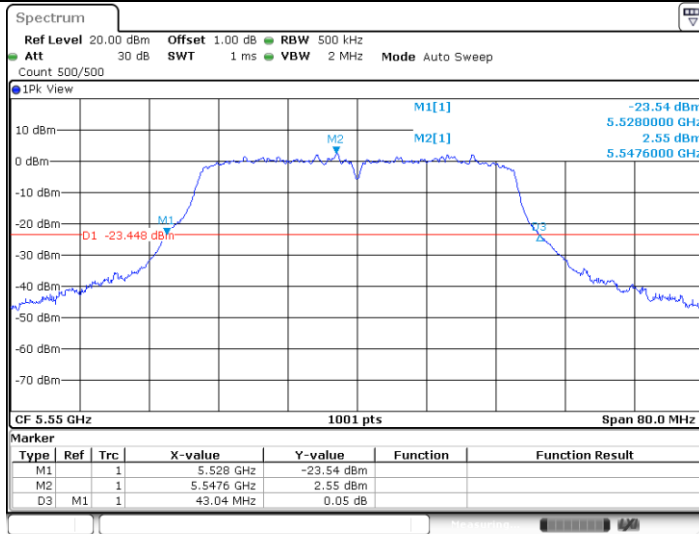
Date: 4 DEC.2020 16:42:03

11AC40SISO_Ant1_5510

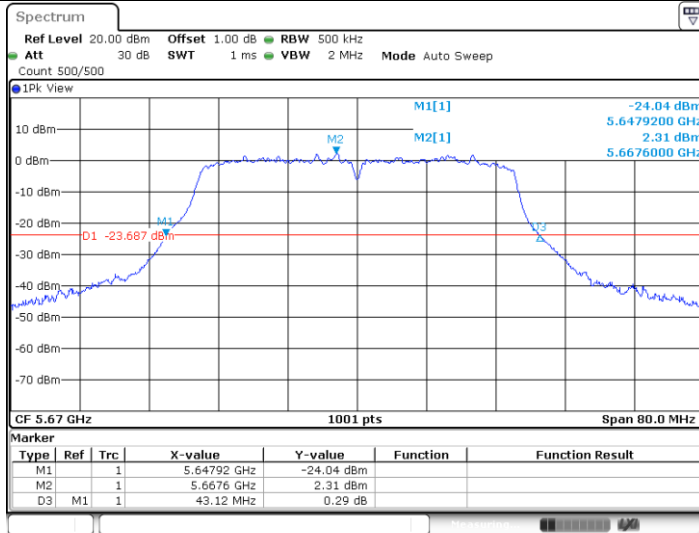


Date: 4 DEC.2020 16:44:00

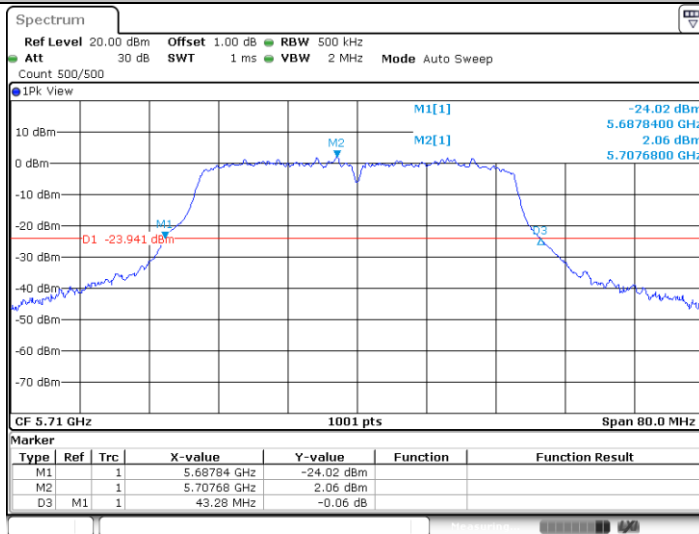
11AC40SISO_Ant1_5550



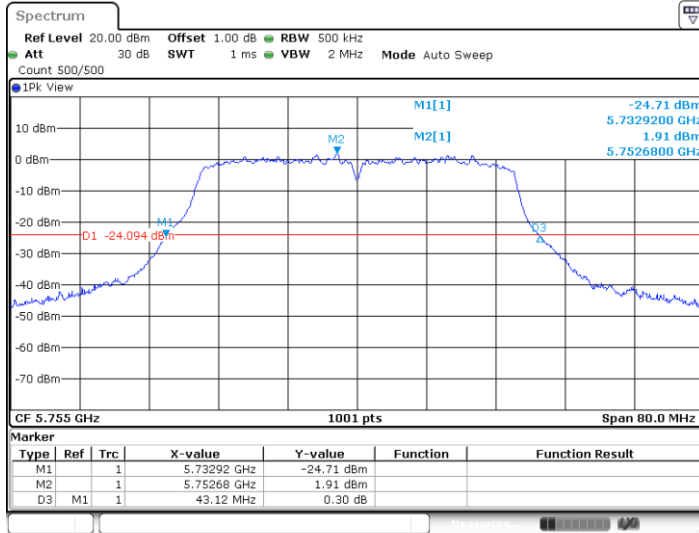
11AC40SISO_Ant1_5670



11AC40SISO_Ant1_5710

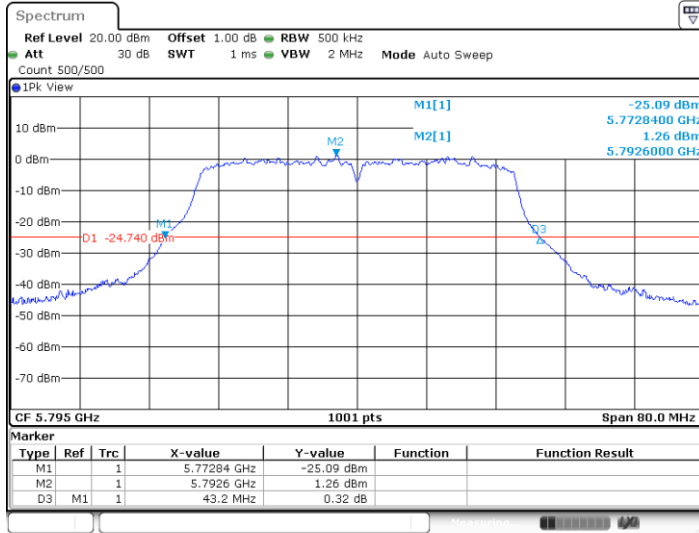


11AC40SISO_Ant1_5755



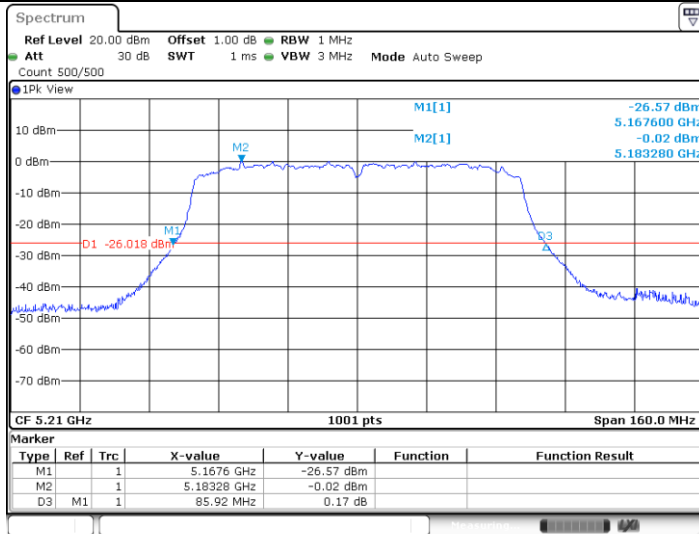
Date: 4 DEC.2020 16:53:26

11AC40SISO_Ant1_5795

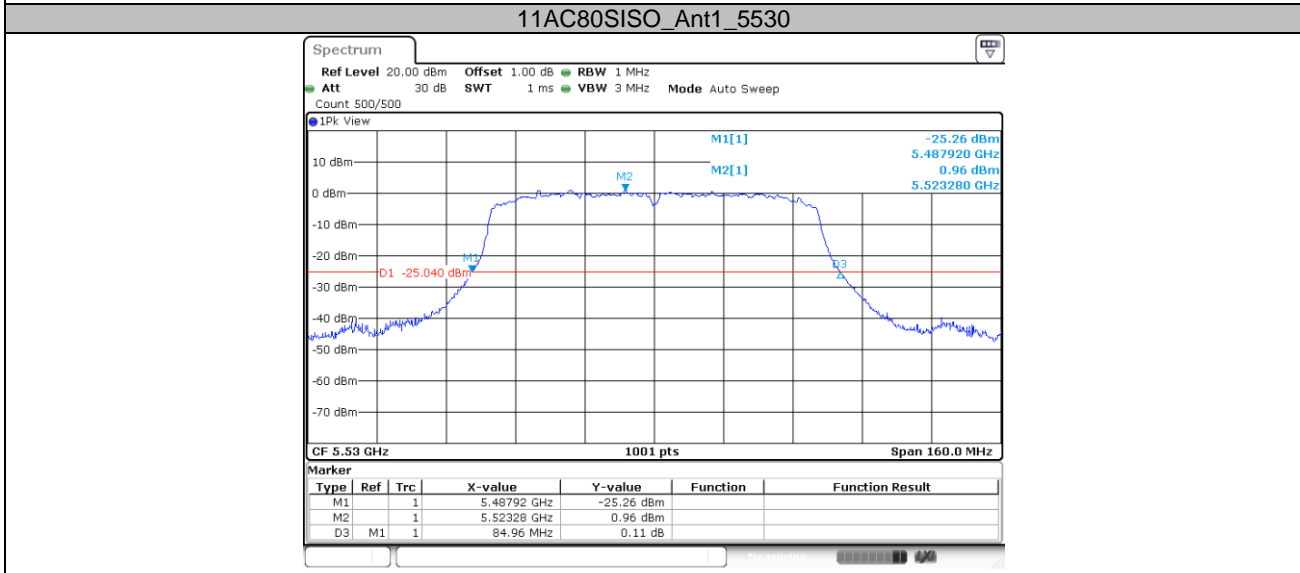
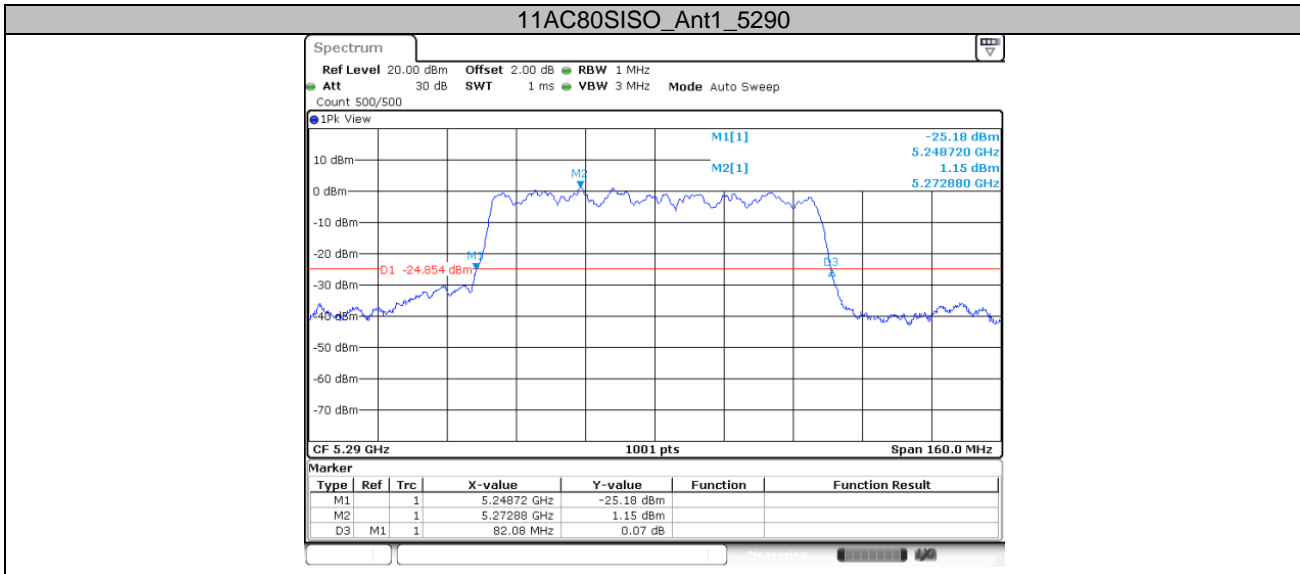


Date: 4 DEC.2020 16:56:15

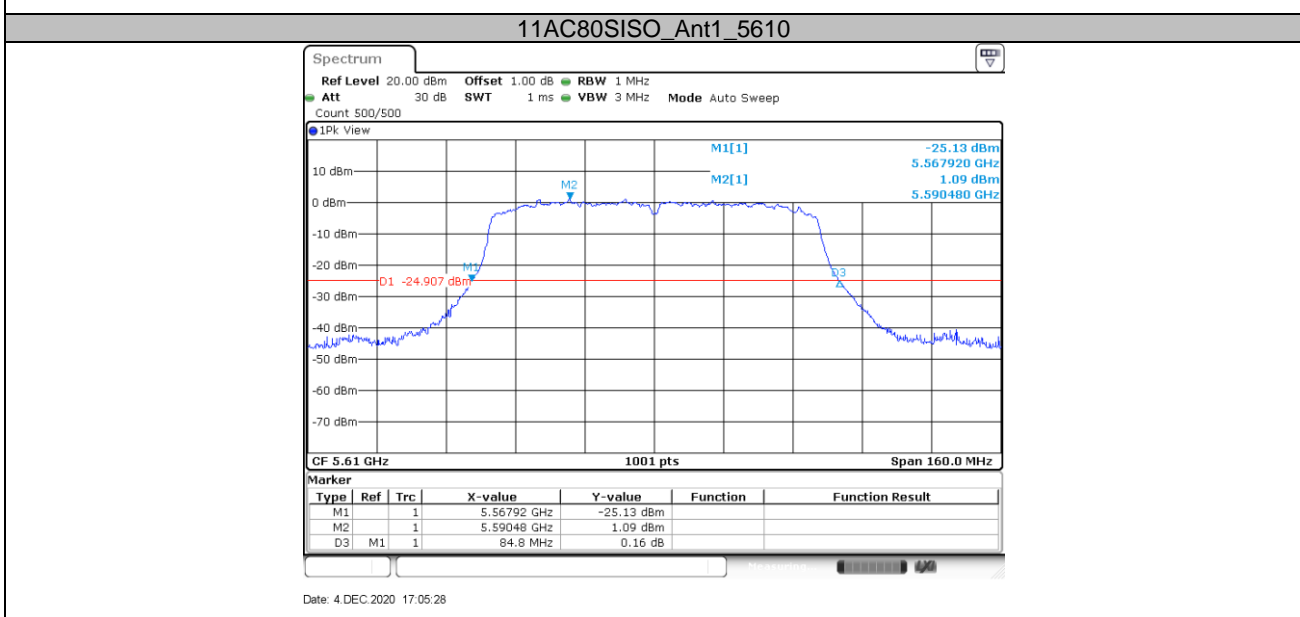
11AC80SISO_Ant1_5210



Date: 4 DEC.2020 16:59:00

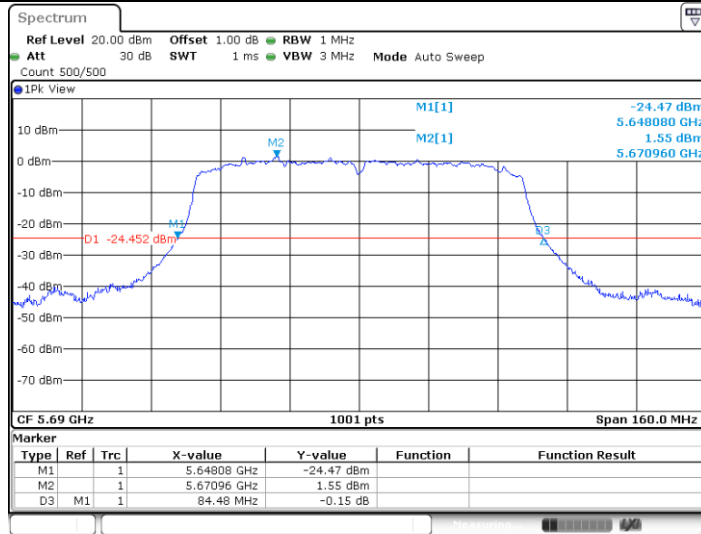


Date: 4 DEC.2020 17:03:26



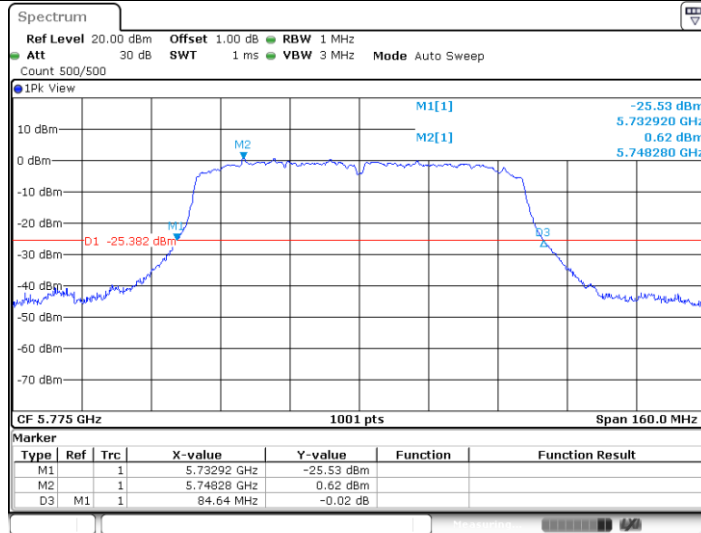
Date: 4 DEC.2020 17:05:28

11AC80SISO_Ant1_5690



Date: 4 DEC.2020 17:08:53

11AC80SISO_Ant1_5775



Date: 4 DEC.2020 17:11:23



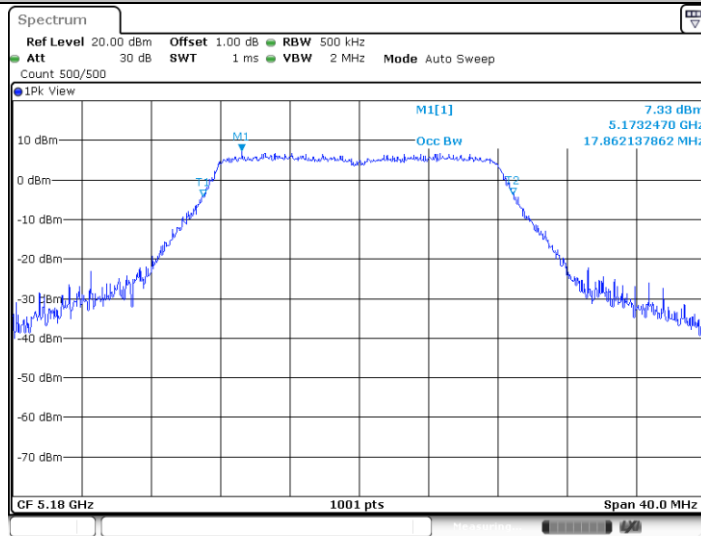
99% Bandwidth Test Result

TestMode	Antenna	Channel [MHz]	OCB [MHz]	FL[MHz]	FH[MHz]	Limit[MHz]	Verdict		
11A	Ant1	5180	17.862	5171.009	5188.871	---	PASS		
		5200	17.942	5190.969	5208.911	---	PASS		
		5240	17.982	5230.969	5248.951	---	PASS		
		5260	17.942	5250.929	5268.871	---	PASS		
		5280	17.982	5270.929	5288.911	---	PASS		
		5320	17.942	5311.009	5328.951	---	PASS		
		5500	17.942	5490.929	5508.871	---	PASS		
		5580	17.982	5570.969	5588.951	---	PASS		
		5700	17.942	5690.929	5708.871	---	PASS		
		5720	17.902	5710.969	5728.871	---	PASS		
		5720_UNII-2C	14.031	5710.969	5725	---	PASS		
		5720_UNII-3	3.871	5725	5728.871	---	PASS		
		5745	17.982	5735.929	5753.911	---	PASS		
		5785	17.982	5775.929	5793.911	---	PASS		
5825	17.942	5815.969	5833.911	---	PASS				
11N20SISO	Ant1	5180	18.661	5170.609	5189.271	---	PASS		
		5200	18.741	5190.569	5209.311	---	PASS		
		5240	18.741	5230.609	5249.351	---	PASS		
		5260	18.741	5250.609	5269.351	---	PASS		
		5280	18.701	5270.609	5289.311	---	PASS		
		5320	18.701	5310.609	5329.311	---	PASS		
		5500	18.701	5490.609	5509.311	---	PASS		
		5580	18.701	5570.609	5589.311	---	PASS		
		5700	18.701	5690.569	5709.271	---	PASS		
		5720	18.701	5710.609	5729.311	---	PASS		
		5720_UNII-2C	14.391	5710.609	5725	---	PASS		
		5720_UNII-3	4.311	5725	5729.311	---	PASS		
		5745	18.701	5735.569	5754.271	---	PASS		
		5785	18.701	5775.609	5794.311	---	PASS		
5825	18.741	5815.569	5834.311	---	PASS				
11N40SISO	Ant1	5190	36.843	5171.538	5208.382	---	PASS		
		5230	36.683	5231.598	5268.282	---	PASS		
		5270	36.843	5251.538	5288.382	---	PASS		
		5310	37.003	5291.538	5328.541	---	PASS		
		5510	36.923	5491.538	5528.462	---	PASS		
		5550	37.003	5531.459	5568.462	---	PASS		
		5670	36.923	5651.459	5688.382	---	PASS		
		5710	36.923	5691.459	5728.382	---	PASS		
		5710_UNII-2C	33.541	5691.459	5725	---	PASS		
		5710_UNII-3	3.382	5725	5728.382	---	PASS		
		5755	36.923	5736.459	5773.382	---	PASS		
		5795	37.083	5776.379	5813.462	---	PASS		
		11AC20SISO	Ant1	5180	18.621	5170.609	5189.231	---	PASS
				5200	18.621	5190.609	5209.231	---	PASS
5240	18.581			5230.649	5249.231	---	PASS		
5260	18.581			5250.649	5269.231	---	PASS		
5280	18.621			5270.609	5289.231	---	PASS		
5320	18.581			5310.649	5329.231	---	PASS		
5500	18.701			5490.609	5509.311	---	PASS		
5580	18.621			5570.609	5589.231	---	PASS		
5700	18.621			5690.609	5709.231	---	PASS		
5720	18.581			5710.649	5729.231	---	PASS		
5720_UNII-2C	14.351			5710.649	5725	---	PASS		
5720_UNII-3	4.231			5725	5729.231	---	PASS		
5745	18.581			5735.609	5754.191	---	PASS		
5785	18.621			5775.609	5794.231	---	PASS		
5825	18.621	5815.609	5834.231	---	PASS				
11AC40SISO	Ant1	5190	36.843	5171.459	5208.302	---	PASS		
		5230	36.843	5211.538	5248.382	---	PASS		
		5270	36.843	5251.459	5288.302	---	PASS		



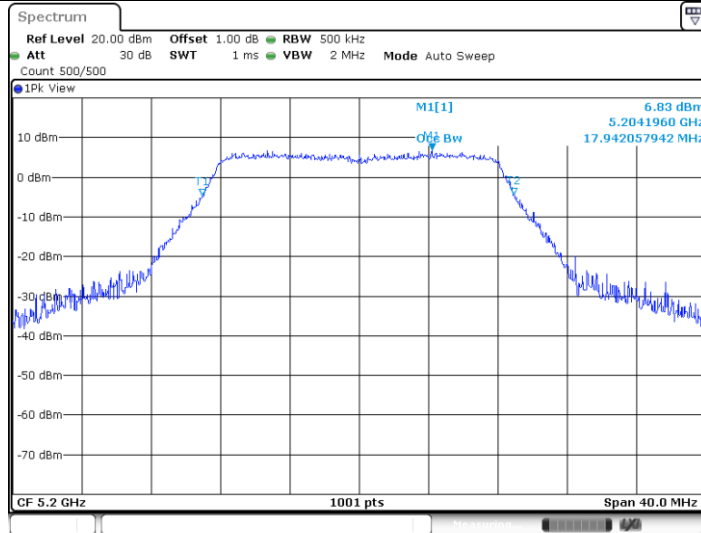
		5310	36.843	5291.459	5328.302	---	PASS
		5510	36.843	5491.459	5528.302	---	PASS
		5550	36.843	5531.459	5568.302	---	PASS
		5670	36.923	5651.379	5688.302	---	PASS
		5710	36.923	5691.379	5728.302	---	PASS
		5710_UNII-2C	33.621	5691.379	5725	---	PASS
		5710_UNII-3	3.302	5725	5728.302	---	PASS
		5755	36.923	5736.379	5773.302	---	PASS
		5795	36.923	5776.379	5813.302	---	PASS
11AC80SISO	Ant1	5210	75.285	5172.597	5247.882	---	PASS
		5290	75.924	5251.958	5327.882	---	PASS
		5530	75.125	5492.597	5567.722	---	PASS
		5610	75.125	5572.597	5647.722	---	PASS
		5690	74.965	5652.597	5727.562	---	PASS
		5690_UNII-2C	72.403	5652.597	5725	---	PASS
		5690_UNII-3	2.562	5725	5727.562	---	PASS
		5775	75.125	5737.438	5812.562	---	PASS

11A_Ant1_5180



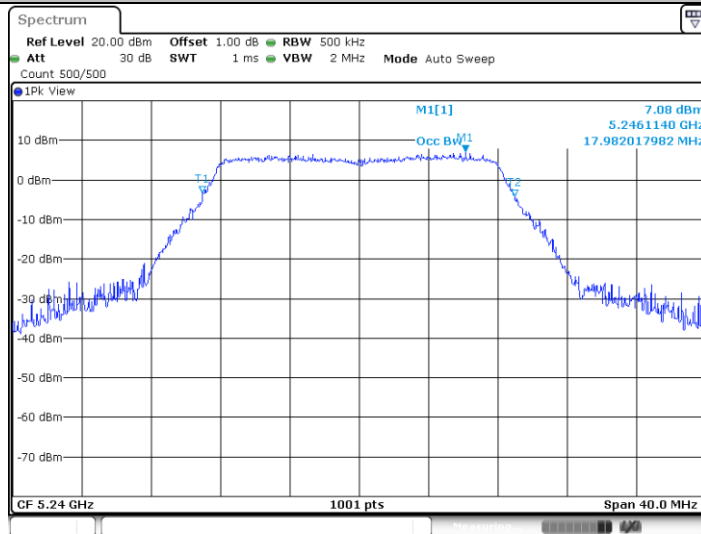
Date: 4 DEC.2020 10:37:27

11A_Ant1_5200



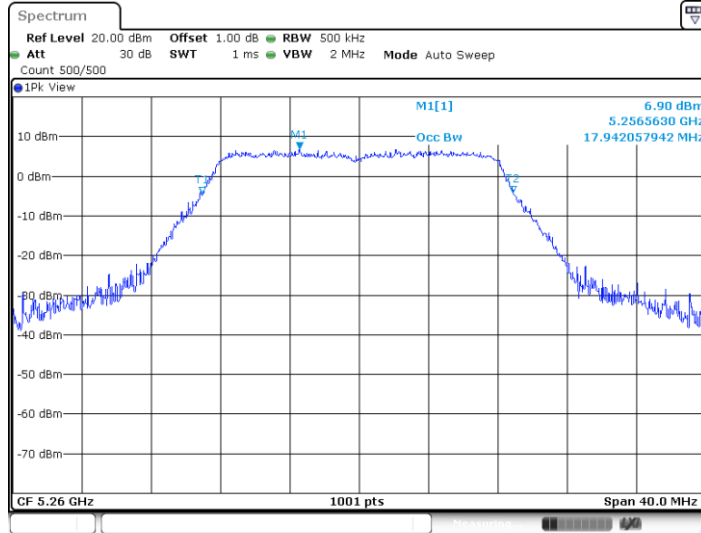
Date: 4 DEC.2020 10:40:58

11A_Ant1_5240



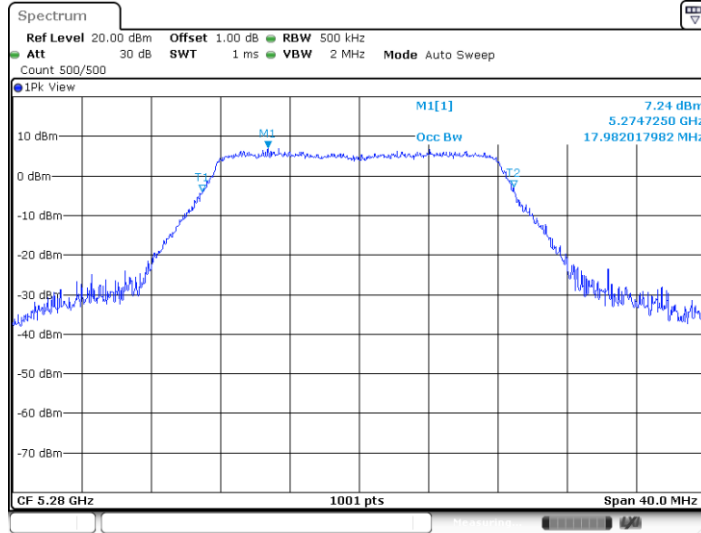
Date: 4 DEC.2020 10:45:26

11A_Ant1_5260



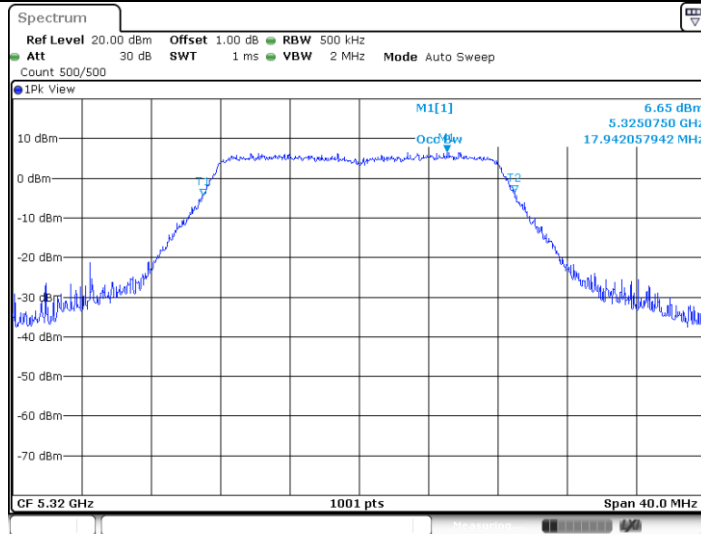
Date: 4 DEC.2020 10:47:54

11A_Ant1_5280



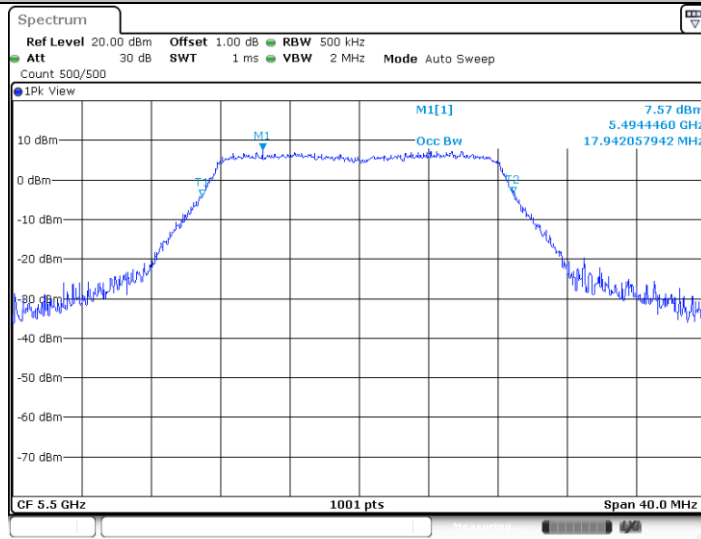
Date: 4 DEC.2020 10:49:39

11A_Ant1_5320



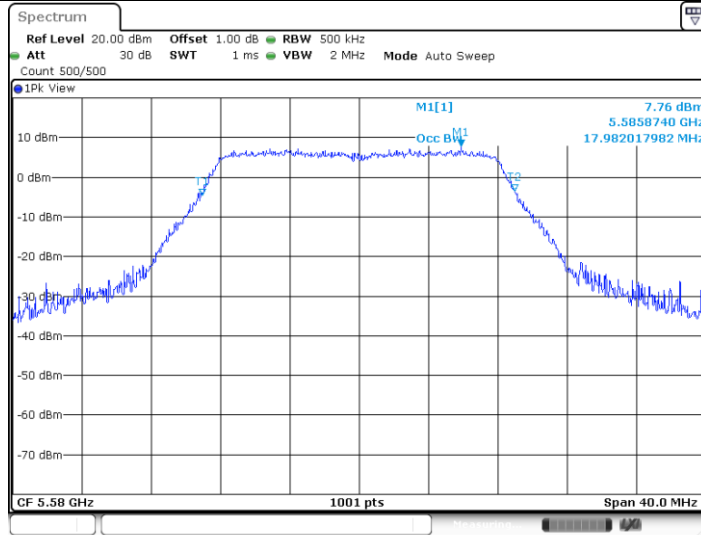
Date: 4 DEC.2020 10:51:43

11A_Ant1_5500



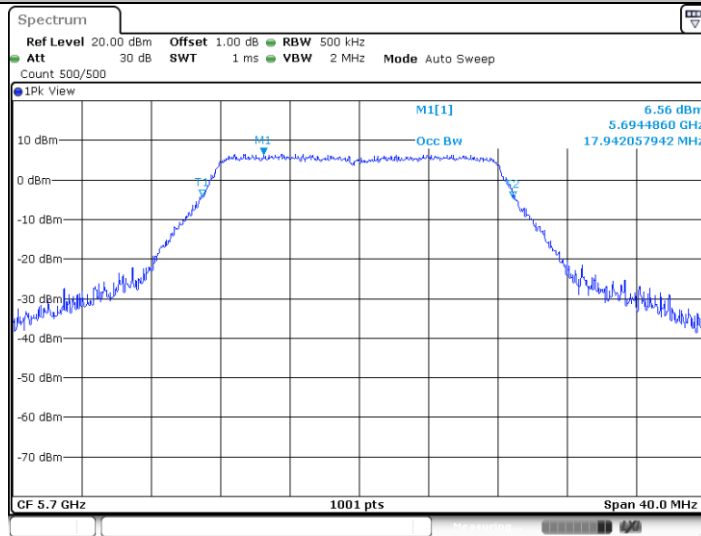
Date: 4 DEC.2020 10:53:30

11A_Ant1_5580



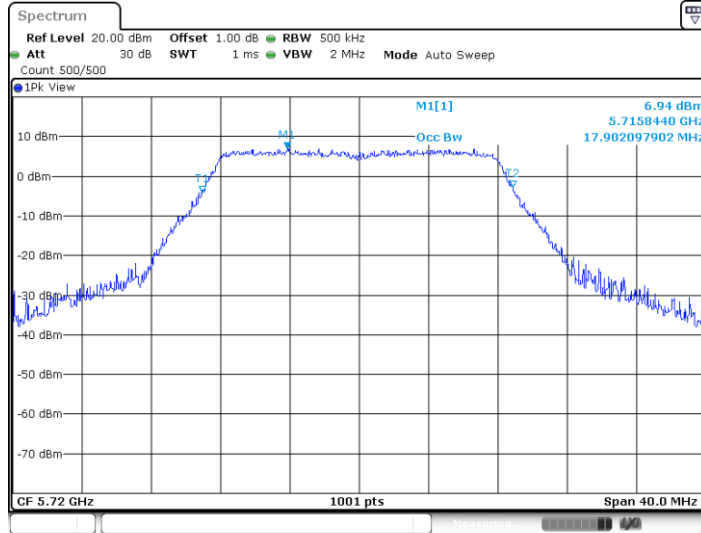
Date: 4 DEC.2020 10:55:46

11A_Ant1_5700



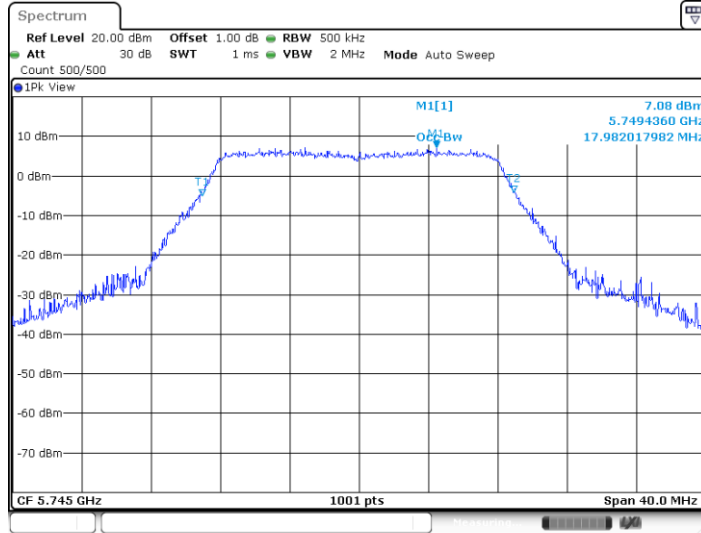
Date: 4 DEC.2020 10:57:28

11A_Ant1_5720



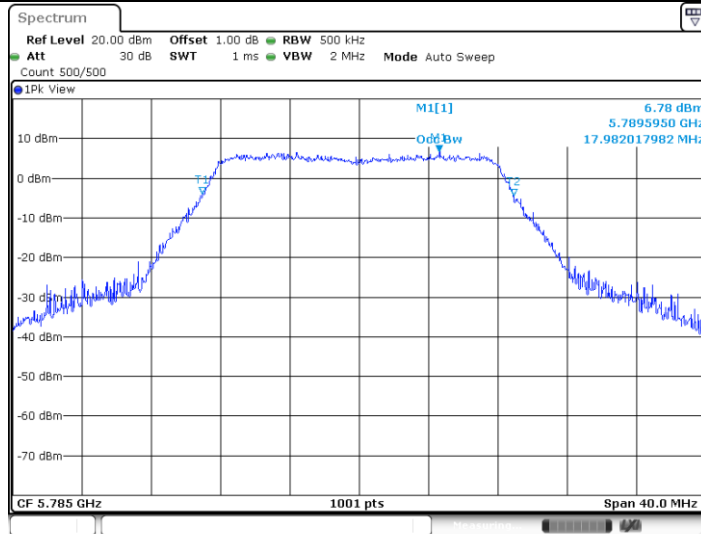
Date: 4 DEC.2020 10:59:30

11A_Ant1_5745



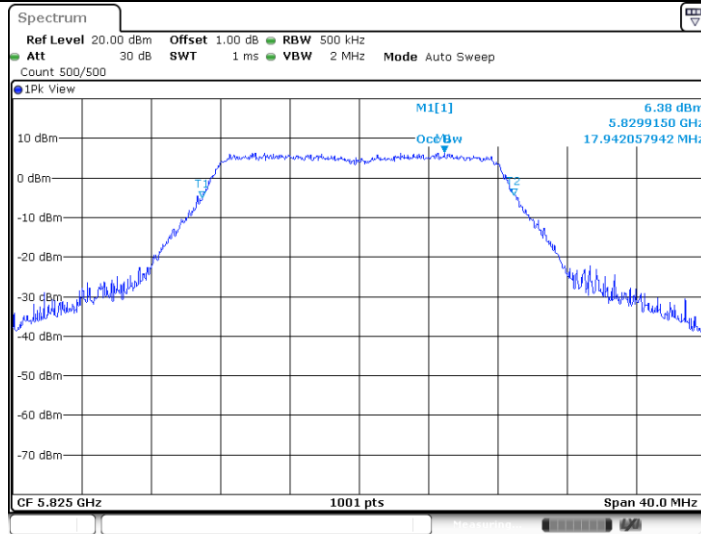
Date: 4 DEC.2020 11:02:43

11A_Ant1_5785



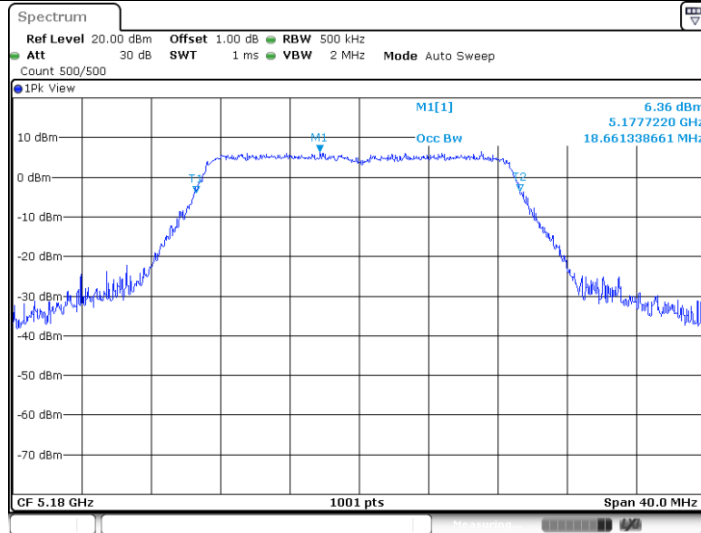
Date: 4 DEC.2020 11:05:52

11A_Ant1_5825



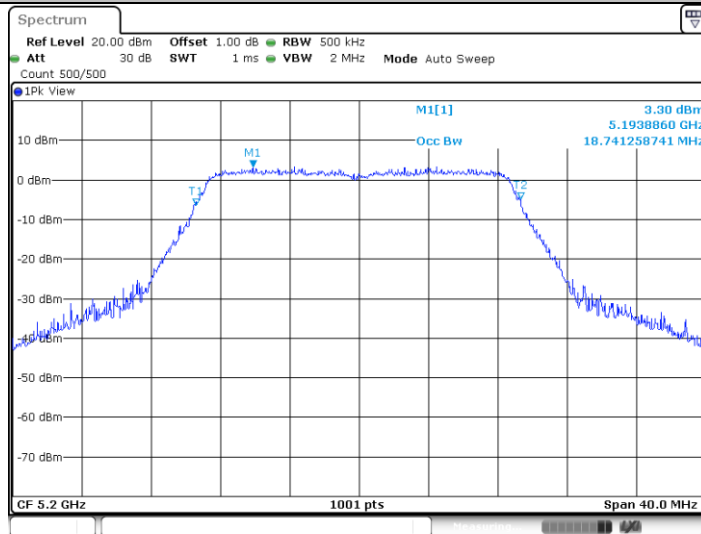
Date: 4 DEC.2020 11:07:58

11N20SISO_Ant1_5180



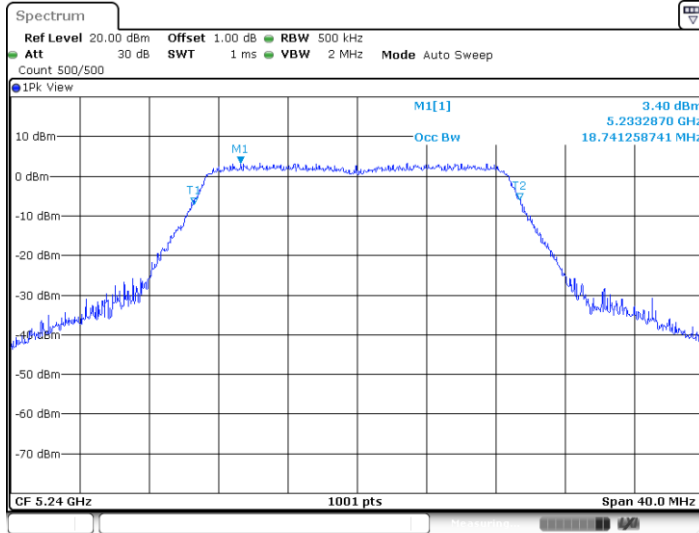
Date: 4 DEC.2020 11:21:23

11N20SISO_Ant1_5200

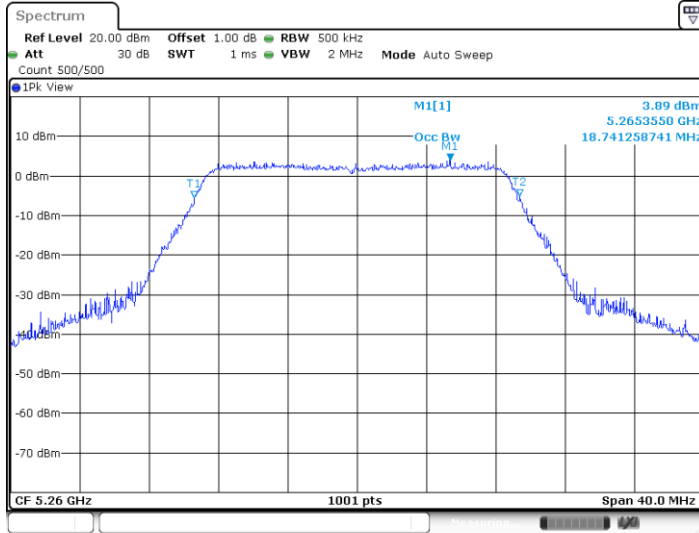


Date: 4 DEC.2020 11:23:29

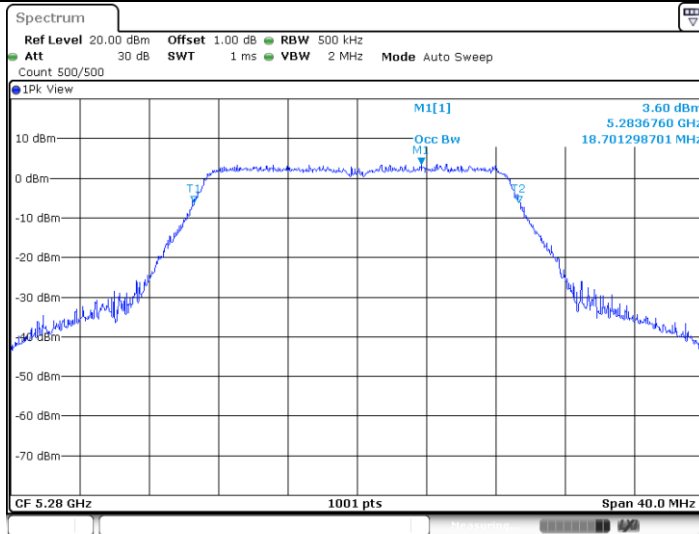
11N20SISO_Ant1_5240



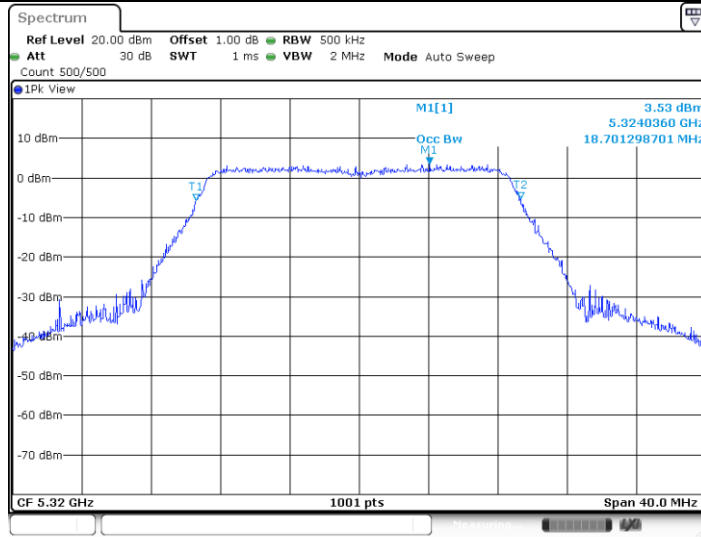
11N20SISO_Ant1_5260



11N20SISO_Ant1_5280

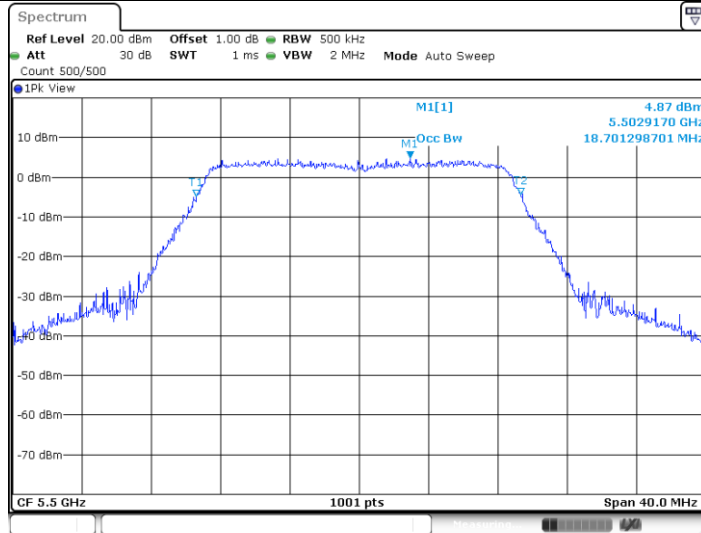


11N20SISO_Ant1_5320



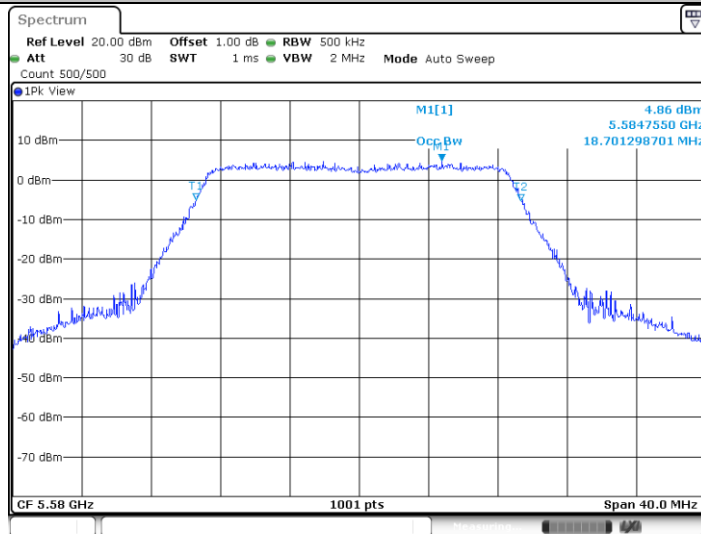
Date: 4 DEC.2020 11:31:14

11N20SISO_Ant1_5500



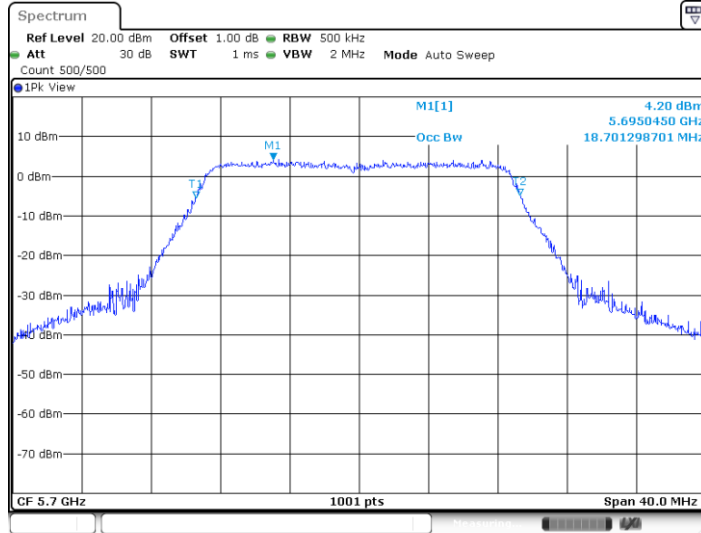
Date: 4 DEC.2020 11:33:13

11N20SISO_Ant1_5580

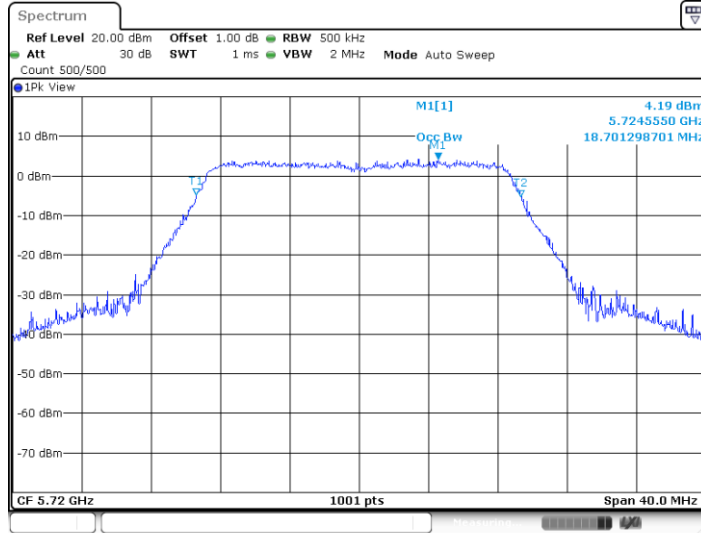


Date: 4 DEC.2020 11:35:19

11N20SISO_Ant1_5700



11N20SISO_Ant1_5720



11N20SISO_Ant1_5745

