

**2.8. Test Photo**

Test Mode : Mode 1: Transmit (Adapter: DVE)

Description : Front View of Conducted Emission Test Setup



Test Mode : Mode 1: Transmit (Adapter: DVE)

Description : Back View of Conducted Emission Test Setup



Test Mode : Mode 2: Transmit (Adapter: PHIHONG)  
Description : Front View of Conducted Emission Test Setup



Test Mode : Mode 2: Transmit (Adapter: PHIHONG)  
Description : Back View of Conducted Emission Test Setup



**7.7. Test Photo**


Test Mode : Mode 1: Transmit (Adapter: DVE)

Description : Front View of Radiated Emission Test Setup (Bi-Log)



Test Mode : Mode 1: Transmit (Adapter: DVE)

Description : Back View of Radiated Emission Test Setup (Bi-Log)






Test Mode : Mode 2: Transmit (Adapter: PHIHONG)

Description : Front View of Radiated Emission Test Setup (Bi-Log)




Test Mode : Mode 2: Transmit (Adapter: PHIHONG)

Description : Back View of Radiated Emission Test Setup (Bi-Log)



Test Mode : Mode 1: Transmit (Adapter: DVE)

Description : Front View of Radiated Emission Test Setup (Horn)



Test Mode : Mode 1: Transmit (Adapter: DVE)

Description : Back View of Radiated Emission Test Setup (Horn)

