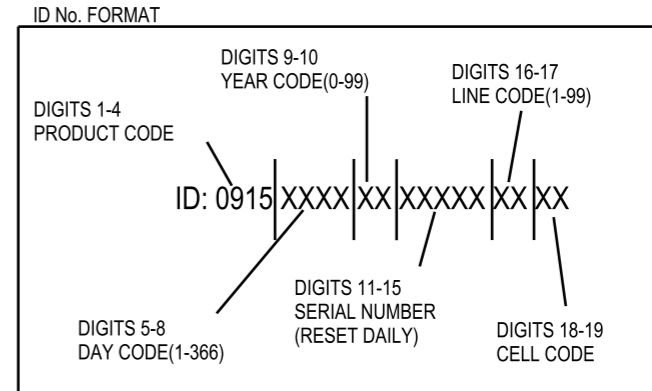



- NOTES:
 1. ALL DIMENSIONS IN mm
 2. GENERAL TOLERANCE ±0.25mm
 3. FONT SIZE TOLERANCES: ±5%
 4. TYPE 39 BARCODE, 6mm HIGH
 5. EXACT POSITIONING OF CYBERFLEET LOGO TBD BY MANUFACTURING



FONT INFORMATION

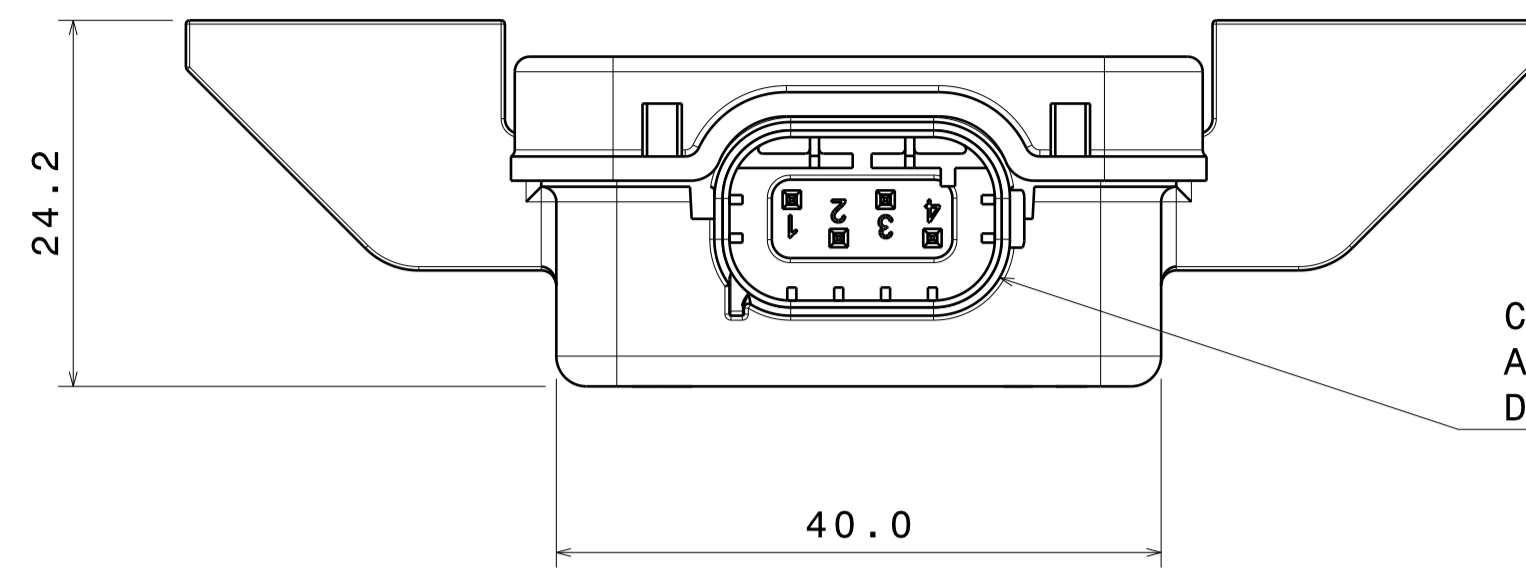
TEXT	FONT	SIZE mm
CRM RS232 433.92 MHz Rx ONLY	ARIAL NARROW - BOLD	1.8
SW: V4.2.5	ARIAL NARROW - BOLD	1.8
HW: V6	ARIAL NARROW - BOLD	1.8
SCHRADER ELCTRONICS	ARIAL NARROW - BOLD	1.8
SEL P/N: 70503767	ARIAL NARROW - BOLD	1.8
FCC ID:MRXCRMRS232	ARIAL NARROW - BOLD	1.8

MATERIAL INFORMATION

BLANK LABEL No. : 20546564
MATERIAL: WOODFREE PAPER
FINISH: GLOSS WHITE POLYESTER FILM
COLOUR : WHITE
TEXT: BLACK
INK DETAILS: 64mm x 360m TR6070 GRADE RESIN RIBBON

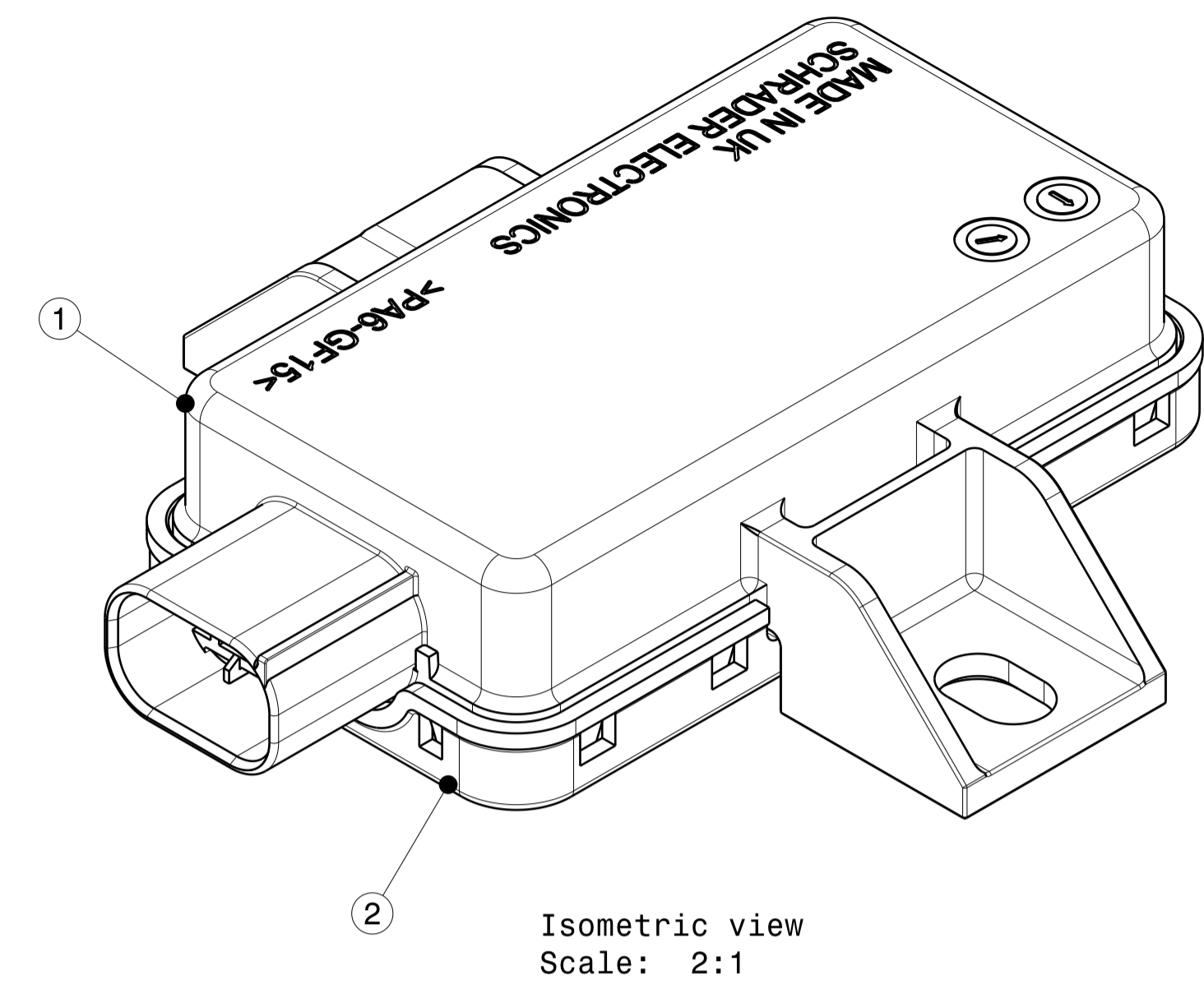
DRAFT

05	ADDITION OF COUNTRY APPROVAL FCC ID AND MODEL	SC	XXXX	XXXXXXXXXXXX	
ISSUE	CHANGE DESCRIPTION	BY	ECN	DATE	
REFER TO PLM FOR CONTROLLED DATA, CHANGE HISTORY AND APPROVALS					
	THIS DRAWING IS CONFIDENTIAL AND PROPRIETARY OF SCHRADER ELECTRONICS LIMITED. THE INFORMATION CONTAINED WITHIN IT MAY NOT BE USED, DISCLOSED OR REPRODUCED IN WHOLE OR IN PART, WITHOUT THE EXPRESSED WRITTEN CONSENT OF SCHRADER ELECTRONICS LIMITED. NO RIGHT IS GRANTED TO DISCLOSE OR USE ANY INFORMATION CONTAINED WITHIN THIS DRAWING.	THIRD ANGLE PROJECTION 	TOTAL CONTROL CHARACTERISTICS REF DOCUMENT: D100079		GENERAL TOLERANCE UNLESS OTHERWISE SPECIFIED .X ±0.2 .XX ±0.05 .XXX ±0.01 ANGULAR ±1°
			0 0	0 0	
HARD COPY IS UNCONTROLLED PRINTED FOR REFERENCE ONLY		PART NO.		PART ISSUE	DO NOT SCALE
SEE NOTES		205461332		N/A	
FINISH SEE NOTES		TITLE CRM RS232 433.92 MHz MODULE PRINTED LABEL			
MASS (g) N/A	SIZE A3	SHEET NO. 1 OF 1	SCALE 2:1	DRAWING NO 00001486	DRAWING ISSUE 05



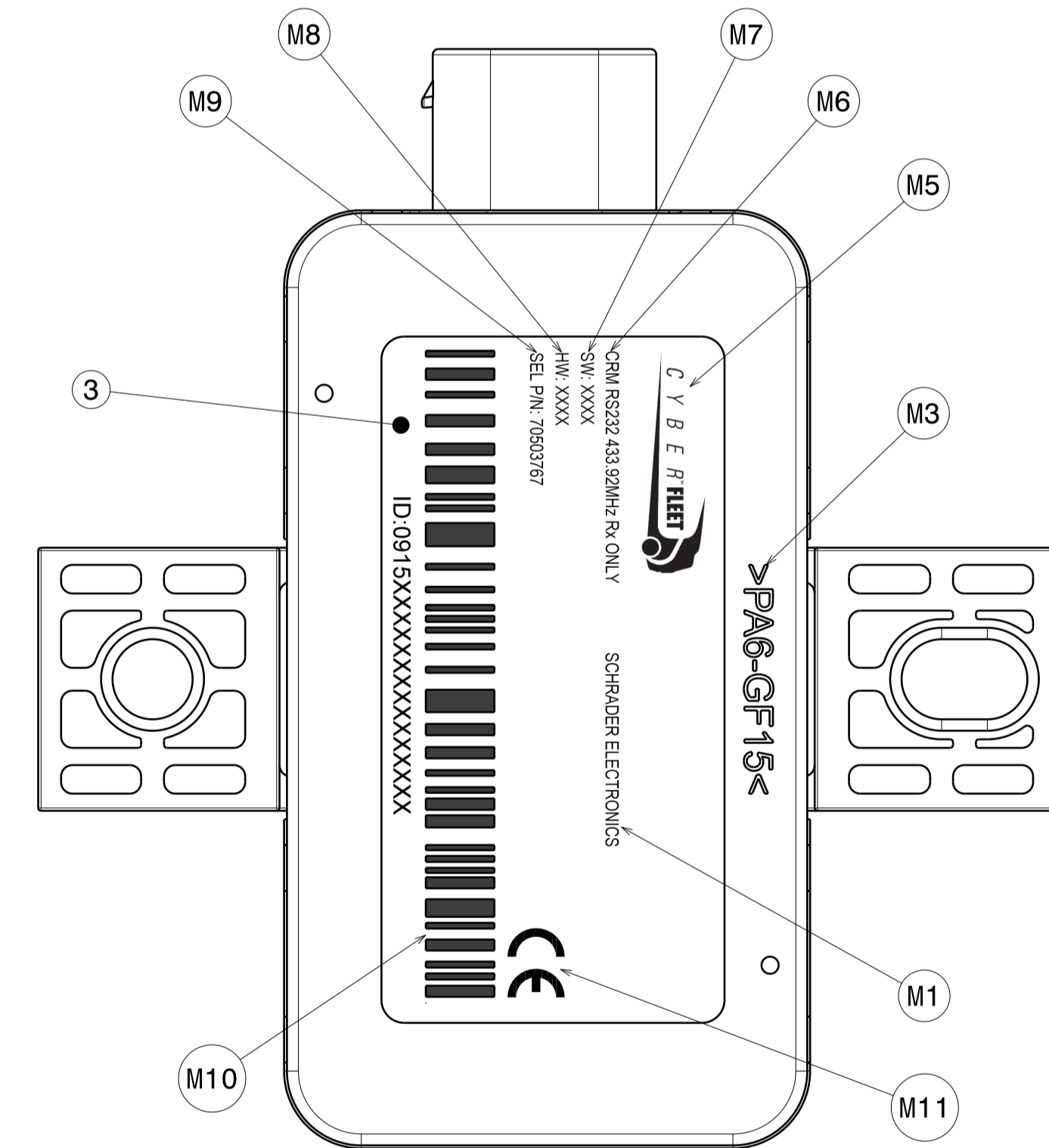
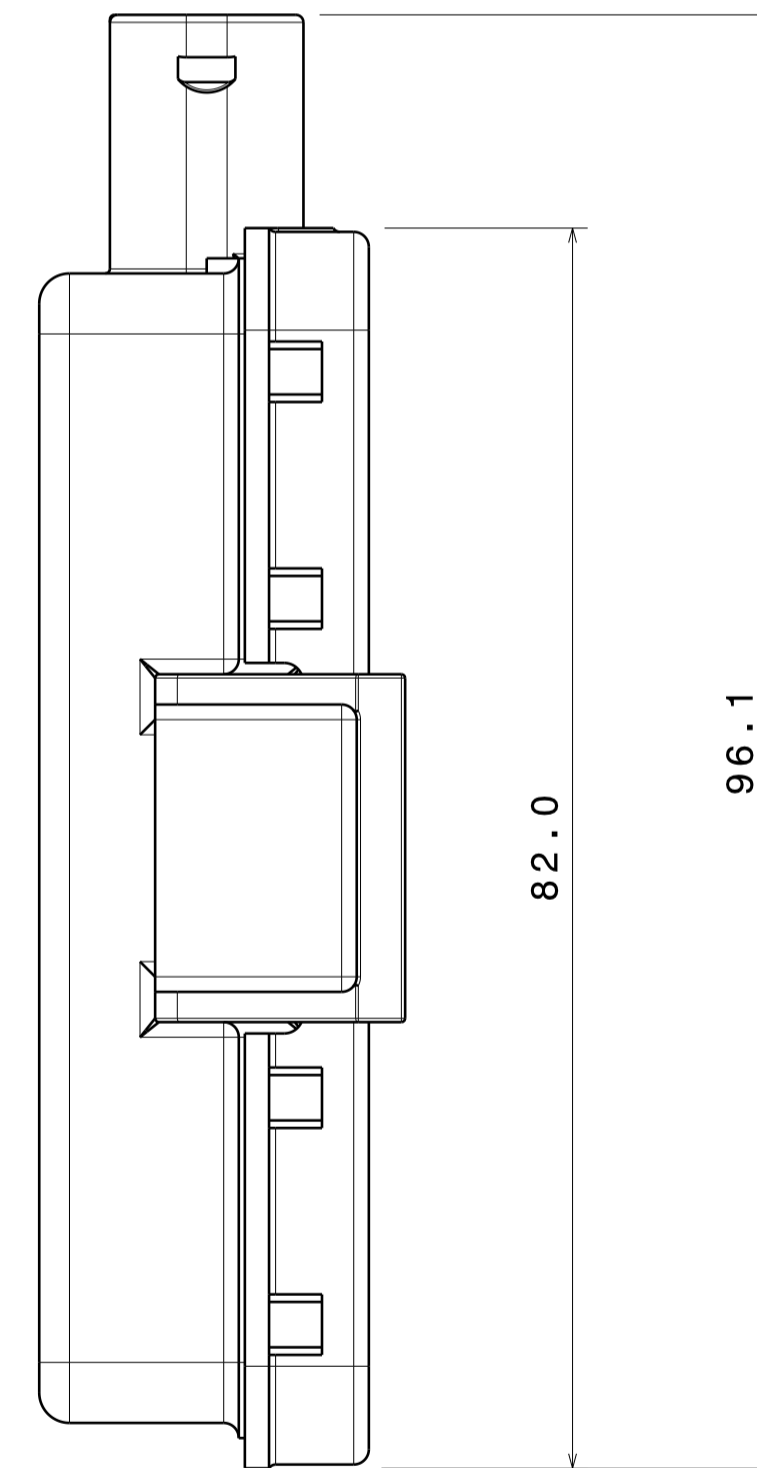
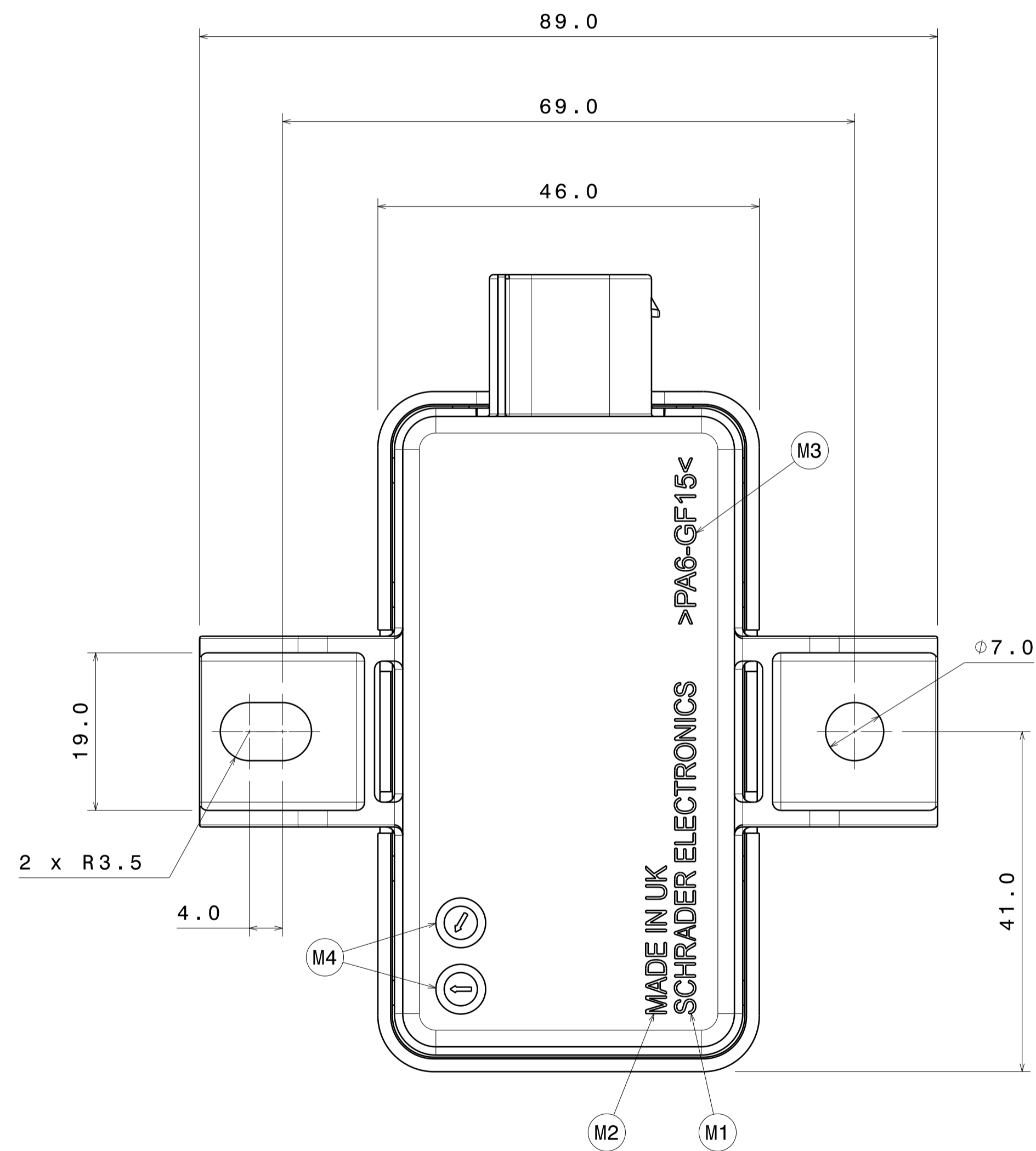
CONNECTOR SOCKET TO SUIT
AMP PART No. 1-967670-1
DELPHI PART No. 13542816

PIN	DESCRIPTION
1	BATTERY +ve
2	GROUND
3	CAN HIGH
4	CAN LOW



Isometric view
Scale: 2:1

DRAFT



NOTES:

- UNMARKED DIMENSIONS AND RADII MAY BE MEASURED FROM THE 3D MODEL - APPLY GENERAL TOLERANCES AS SPECIFIED.
- ALL COMPONENT SURFACES WILL HAVE A SURFACE FINISHED OF SPI GRADE B1.
- KCC (KEY CONTROLL CHARACTERISTICS) SHOULD BE CHECKED IN ACCORDANCE WITH SQA SCHEDULES.
- MAXIMUM OPERATING TEMPERATURE +105°C.
- MODULE TO BE FITTED ON A FLAT PLANAR SURFACE, MAXIMUM VERTICAL OFFSET 2mm.
- MINIMUM NUT ASSEMBLY TORQUE 4.5Nm.
- REFERENCE SCHRADER TPMS INSTALLATION GUIDELINES: ENG-WI-023.
- MODULE MUST PASS END OF LINE TESTS DETAILED IN SCHRADER PRODUCTION TEST SPECIFICATION: 90514310.

TABLE 1: CORAX PART LIST

ITEM	DESCRIPTION	MATERIAL	NOTES
3	LABEL	PAPER	WHITE
2	CORAX LID & SEAL Moulding	SEAL:TPE	BLACK
		LID:PA6-GF15	BLACK
1	CORAX ENCLOSURE ASSEMBLY	ANTENNAE:BRASS	PLATING:TIN OVER NICKEL
		CONNECTOR PINS:BRASS	PLATING:TIN OVER NICKEL
		ENCLOSURE:PA6-GF15	BLACK

TABLE 2: CORAX MARKINGS

M11	EUROPEAN APPROVAL	(CE SYMBOL)
M10	BARCODE (inc READABLE ID No.)	-
M9	SEL PART NUMBER	70503767
M8	HARDWARE NUMBER	XXXX
M7	SOFTWARE NUMBER	XXXX
M6	FREQUENCY	CRM RS232 433.92MHz Rx ONLY
M5	CYBER FLEET TRADE MARK	(CYBER FLEET SYMBOL)
LABEL INFORMATION		
M4	DATE CLOCKS	-
M3	MATERIAL (ENCLOSURE & LID)	>PA6-GF15<
M2	PLACE OF MANUFACTURE	MADE IN UK
M1	MANUFACTURER	SCHRADER ELECTRONICS
ITEM	DESCRIPTION	CHARACTERS

01	INITIAL RELEASE	JC	XXXX	15/MAY/2014
ISSUE	DESCRIPTION	BY	ECH	DATE
0				
DESIGNED BY	JONATHAN CALVERT	DATE	14/MAY/2014	PART NO.
DRAWN BY	JONATHAN CALVERT	DATE	14/MAY/2014	70503767
CHECKED BY		DATE		SEE TABLE
APPROVED BY		DATE		SEE TABLE
QA APPROVAL	N/A	DATE	N/A	48 ± 2
PRODUCTION APPROVAL	N/A	DATE	N/A	A1 1 OF 1 5:1
TITLE				DO NOT SCALE
CYBER FLEET CORAX ASSEMBLY				ALL DIMENSIONS IN MILLIMETERS UNLESS OTHERWISE SPECIFIED
DRAWING NO. 70503767				GENERAL TOLERANCE
				.X ±0.2 .XX ±0.05 .XXX ±0.01 ANGULAR ±1°
				THIS IS A CAD PRODUCED DRAWING. DO NOT MANUALLY ALTER.
				CDR FORMAT CATIA V5.10
				SCHRADER ELECTRONICS
				01