

## Test Set up




Fig 1a Test setup 30MHz -300MHz Rad Emissions




Fig 1b Test setup 30MHz -300MHz Rad Emissions




Fig 2a Test setup 300MHz -1GHz Rad Emissions




Fig 2b Test setup 300MHz -1GHz Rad Emissions




Fig 3 Test setup 1GHz -9.2GHz Rad Emission



Fig 4 EUT close up



Fig 5 EUT close up