

## 6 Photographs of Measurement

### 6.1 Power Line Conducted Emission Measurement




Front View (ROBOT)



Rear View (ROBOT)

## 6.2 Radiated Emission Measurement




Front View (ROBOT, 30~1000MHz)




Rear View (ROBOT, 30~1000MHz)





Front View (ROBOT, 1000MHz above)



Rear View (ROBOT, 1000MHz above)