


Appendix D. Photographs of EUT and Setup

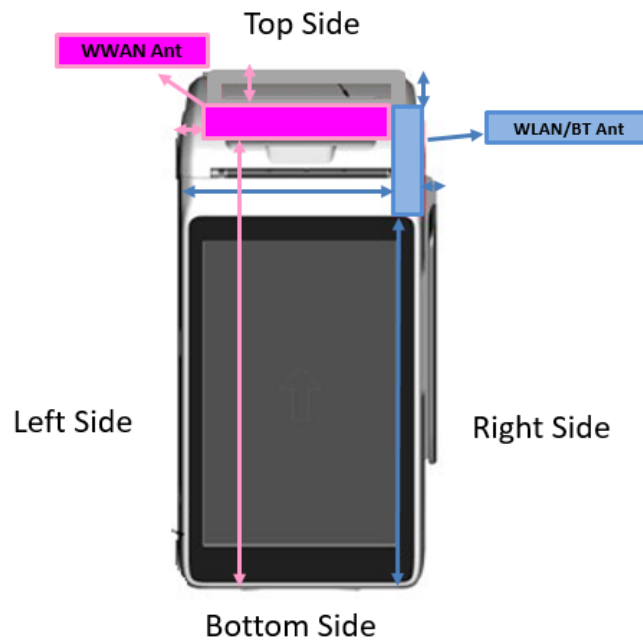
The setup photographs for SAR testing are shown as follows.

SAR Test Report

<Photographs of EUT>



<Antenna Location>



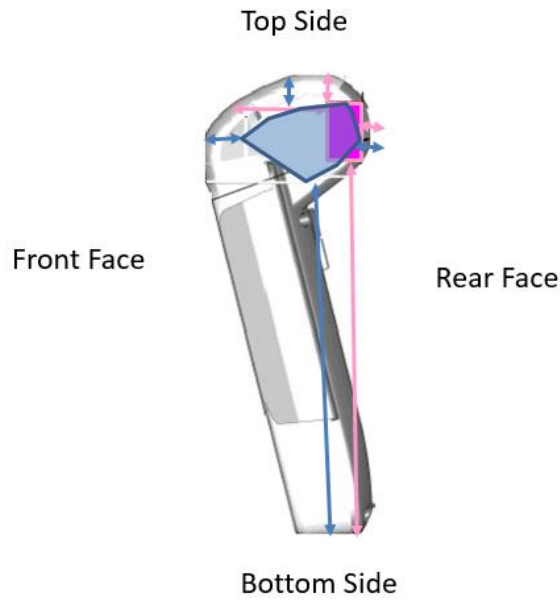
<EUT Front Face View>

The separation distance for antenna to edge:

| Antenna | To Top Side (mm) | To Bottom Side (mm) | To Left Side (mm) | To Right Side (mm) |
|-----------|------------------|---------------------|-------------------|--------------------|
| WWAN | 8.86 | 141.38 | 12.29 | 8.5 |
| WLAN / BT | 8.86 | 139.23 | 70.56 | 6.65 |

SAR Test Report

<Antenna Location>



<EUT Right Side View>

The separation distance for antenna to edge:

| Antenna | To Top Side (mm) | To Bottom Side (mm) | To Front Face (mm) | To Rear Face (mm) |
|-----------|------------------|---------------------|--------------------|-------------------|
| WWAN | 8.86 | 141.38 | 45.03 | 3.63 |
| WLAN / BT | 8.86 | 139.23 | 16.33 | 3.88 |

SAR Test Report

<Photographs of SAR Setup>



Front Face of EUT at 0 mm



Rear Face of EUT at 0 mm




Left Side of EUT at 0 mm



Right Side of EUT at 0 mm



Top Side of EUT at 0 mm



Bottom Side of EUT at 0 mm