


Appendix D. Photographs of EUT and Setup

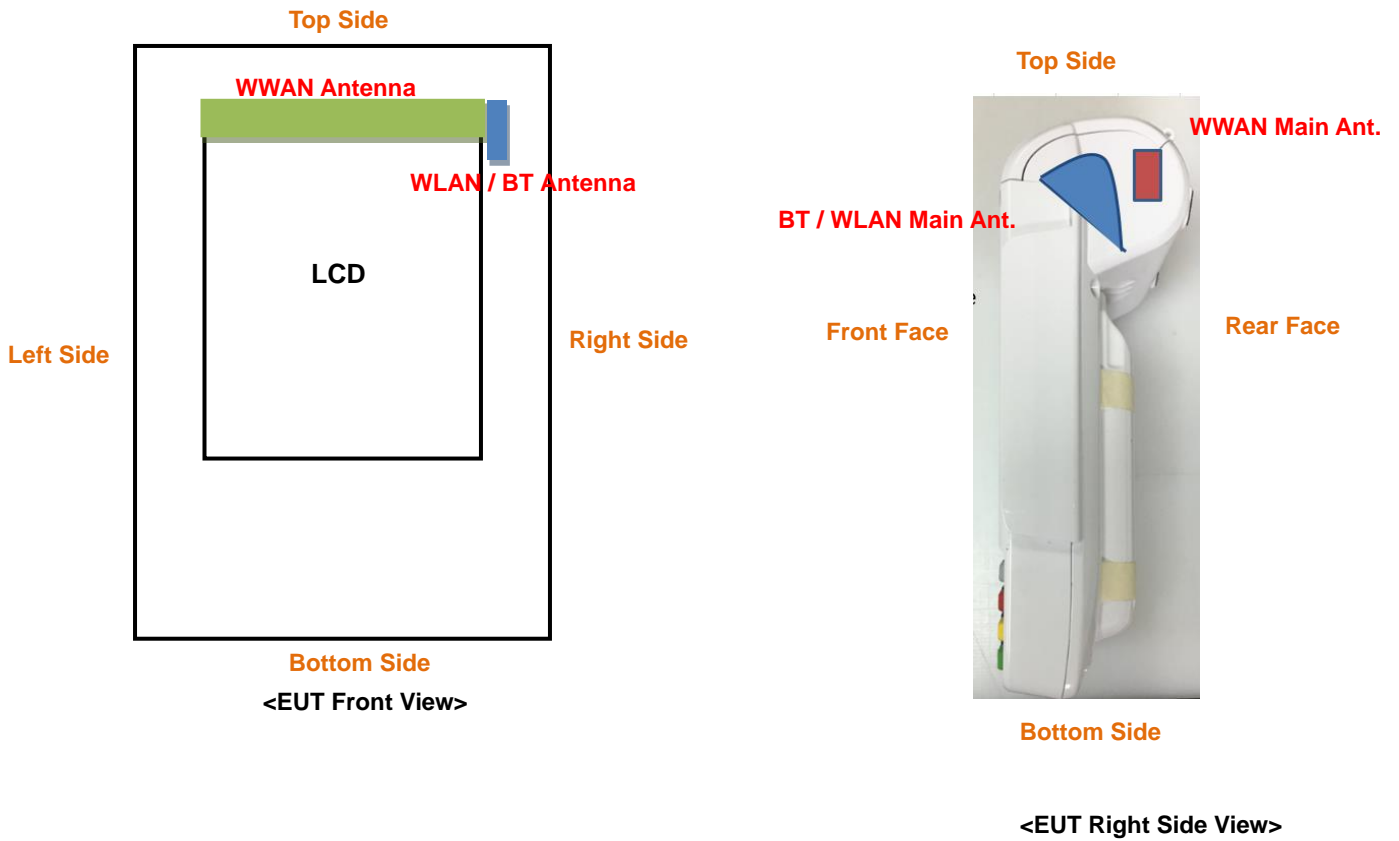
The setup photographs for SAR testing are shown as follows.

SAR Test Report

<Photographs of EUT>



<Antenna Location>



The separation distance for antenna to edge:

Antenna	To Top Side (mm)	To Bottom Side (mm)	To Left Side (mm)	To Right Side (mm)	To Front Face (mm)	To Rear Face (mm)
WWAN Ant	8.86	141.4	12.29	8.5	45.03	3.63
BT / WLAN Ant	8.86	139.2	70.56	6.65	16.33	3.88

SAR Test Report

<Photographs of SAR Setup>



Front Face of EUT at 0 mm



Rear Face of EUT at 0 mm




Left Side of EUT at 0 mm



Right Side of EUT at 0 mm



Top Side of EUT at 0 mm



Bottom Side of EUT at 0 mm