


PHOTOGRAPHS OF THE TEST CONFIGURATION
(SAR Test Set Up Photos)




Horizontal-Up




Horizontal-Down



Vertical-Front



Vertical-Back



TIP



Test Setup Photo

NOTE: The EUT face to the phantom with 5mm-separation distance.

DESCRIPTION OF ANTENNA LOCATION:

